

***PRIDE
QUESTIONNAIRE
REPORT***

1999-2000 National Summary
Grades 6 through 12

US999999

Mon Sep 4 00:09:33 CDT 2000

CHAPTER 1

INTRODUCTION

The following graphs, summary and tables are compiled from data collected in your school(s) using the **PRIDE Surveys Questionnaire**. These data reflect prevalence and patterns of drug and alcohol use, violence, gang activity and suicide. It is important that this report be utilized as part of your drug abuse and violence awareness and prevention programs. We strongly suggest that you:

- **COPY THE FOLLOWING PAGES**, (which highlight and graphically summarize drug use and violent behavior by students in your school)
- **DISTRIBUTE THEM TO YOUR FACULTY**
- **AND SHARE THIS INFORMATION WITH PARENTS.**

Most of all, we strongly encourage a parent meeting at your school to share this information!

NOTE: Most drug use occurs at nights and weekends when school is not in session. You will find statistics in this report which support these findings.

FOR GREATEST SUCCESS IN DECREASING DRUG USE, FACULTY, STUDENTS AND PARENTS MUST WORK TOGETHER TOWARD A DRUG-FREE LIFESTYLE.

If you have questions about this report or if you wish to have information on other **PRIDE Surveys** services and products, please call the **PRIDE Surveys** Office or write to the following address:

PRIDE Surveys
Janie Pitcock
166 St Charles St
Bowling Green, KY 42101
1-800-279-6361
1-270-746-9596
www.pridesurveys.com

1.1. Drug Use Summary

- Number of 6th grade students surveyed: 18702
- Number of 7th grade students surveyed: 17056
- Number of 8th grade students surveyed: 23485
- Number of 9th grade students surveyed: 15955
- Number of 10th grade students surveyed: 16756
- Number of 11th grade students surveyed: 10684
- Number of 12th grade students surveyed: 11680
- Number of students surveyed: 114318

1.2. Cigarette Use

11.2 percent of your 6th grade students said they smoked cigarettes within the past year (1998-99 PRIDE National Avg. = 13.4%). **20.1** percent of your 7th grade students said they smoked cigarettes within the past year (1998-99 PRIDE National Avg. = 24.6%). **29.4** percent of your 8th grade students said they smoked cigarettes within the past year (1998-99 PRIDE National Avg. = 35.3%). **39.0** percent of your 9th grade students said they smoked cigarettes within the past year (1998-99 PRIDE National Avg. = 42.8%). **43.0** percent of your 10th grade students said they smoked cigarettes within the past year (1998-99 PRIDE National Avg. = 45.5%). **46.0** percent of your 11th grade students said they smoked cigarettes within the past year (1998-99 PRIDE National Avg. = 47.8%). **49.7** percent of your 12th grade students said they smoked cigarettes within the past year (1998-99 PRIDE National Avg. = 51.4%).

1.3. Alcohol Use

16.7 percent of your 6th grade students said they drank beer within the past year (1998-99 PRIDE National Avg. = 17.7%). **25.5** percent of your 7th grade students said they drank beer within the past year (1998-99 PRIDE National Avg. = 26.6%). **36.7** percent of your 8th grade students said they drank beer within the past year (1998-99 PRIDE National Avg. = 39.2%). **48.1** percent of your 9th grade students said they drank beer within the past year (1998-99 PRIDE National Avg. = 48.3%). **55.0** percent of your 10th grade students said they drank beer within the past year (1998-99 PRIDE National Avg. = 55.0%). **58.8** percent of your 11th grade students said they drank beer within the past year (1998-99 PRIDE National Avg. = 58.9%). **61.8** percent of your 12th grade students said they drank beer within the past year (1998-99 PRIDE National Avg. = 63.2%).

16.7 percent of your 6th grade students reported getting *very high* or *bombed* when they drank beer. **13.8** percent of your 7th grade students reported getting *very high* or *bombed* when they drank beer. **18.9** percent of your 8th grade students reported getting *very high* or *bombed* when they drank beer. **27.0** percent of your 9th grade students reported getting *very high* or *bombed* when they drank beer. **35.3** percent of your 10th grade students reported getting *very high* or *bombed* when they drank beer. **38.2** percent of your 11th grade students reported getting *very high* or *bombed* when they drank beer. **43.1** percent of your 12th grade students reported getting *very high* or *bombed* when they drank beer.

1.4. Marijuana Use

3.5 percent of your 6th grade students said they smoked marijuana within the past year (1998-99 PRIDE National Avg. = 3.8%). **7.7** percent of your 7th grade students said they smoked

Local percentages below 1% are not reported.

marijuana within the past year (1998-99 PRIDE National Avg. = 8.9%). **14.8** percent of your 8th grade students said they smoked marijuana within the past year (1998-99 PRIDE National Avg. = 17.0%). **24.6** percent of your 9th grade students said they smoked marijuana within the past year (1998-99 PRIDE National Avg. = 25.5%). **30.8** percent of your 10th grade students said they smoked marijuana within the past year (1998-99 PRIDE National Avg. = 32.1%). **35.0** percent of your 11th grade students said they smoked marijuana within the past year (1998-99 PRIDE National Avg. = 35.2%). **38.0** percent of your 12th grade students said they smoked marijuana within the past year (1998-99 PRIDE National Avg. = 37.8%).

76.3 percent of your 6th grade students reported getting *very high* or *bombed* when they smoked marijuana. **71.3** percent of your 7th grade students reported getting *very high* or *bombed* when they smoked marijuana. **77.1** percent of your 8th grade students reported getting *very high* or *bombed* when they smoked marijuana. **78.8** percent of your 9th grade students reported getting *very high* or *bombed* when they smoked marijuana. **79.9** percent of your 10th grade students reported getting *very high* or *bombed* when they smoked marijuana. **78.6** percent of your 11th grade students reported getting *very high* or *bombed* when they smoked marijuana. **78.0** percent of your 12th grade students reported getting *very high* or *bombed* when they smoked marijuana.

2.0 percent of your 6th grade students reported they smoked marijuana on weekends vs **0.5** percent who reported use during school. **4.8** percent of your 7th grade students reported they smoked marijuana on weekends vs **0.6** percent who reported use during school. **10.2** percent of your 8th grade students reported they smoked marijuana on weekends vs **1.1** percent who reported use during school. **17.1** percent of your 9th grade students reported they smoked marijuana on weekends vs **2.3** percent who reported use during school. **22.7** percent of your 10th grade students reported they smoked marijuana on weekends vs **3.5** percent who reported use during school. **26.0** percent of your 11th grade students reported they smoked marijuana on weekends vs **4.0** percent who reported use during school. **28.2** percent of your 12th grade students reported they smoked marijuana on weekends vs **4.6** percent who reported use during school.

1.5. Cocaine Use

1.4 percent of your 6th grade students said they used cocaine within the past year (1998-99 PRIDE National Avg. = 1.7%). **2.0** percent of your 7th grade students said they used cocaine within the past year (1998-99 PRIDE National Avg. = 2.2%). **3.0** percent of your 8th grade students said they used cocaine within the past year (1998-99 PRIDE National Avg. = 3.7%). **4.2** percent of your 9th grade students said they used cocaine within the past year (1998-99 PRIDE National Avg. = 4.7%). **4.9** percent of your 10th grade students said they used cocaine within the past year (1998-99 PRIDE National Avg. = 5.7%). **5.9** percent of your 11th grade students said they used cocaine within the past year (1998-99 PRIDE National Avg. = 6.7%). **7.1** percent of your 12th grade students said they used cocaine within the past year (1998-99 PRIDE National Avg. = 8.0%).

81.0 percent of your 6th grade students reported getting *very high* or *bombed* when they used cocaine. **75.3** percent of your 7th grade students reported getting *very high* or *bombed* when they used cocaine. **78.9** percent of your 8th grade students reported getting *very high* or *bombed* when they used cocaine. **77.4** percent of your 9th grade students reported getting *very high* or *bombed* when they used cocaine. **77.4** percent of your 10th grade students reported getting *very high* or *bombed* when they used cocaine. **75.6** percent of your 11th grade students reported getting *very high* or *bombed* when they used cocaine. **76.3** percent of your 12th grade students reported getting *very high* or *bombed* when they used cocaine.

1.6. Hallucinogen (LSD) Use

1.3 percent of your 6th grade students said they used hallucinogens within the past year (1998-99 PRIDE National Avg. = 1.7%). **1.9** percent of your 7th grade students said they used hallucinogens within the past year (1998-99 PRIDE National Avg. = 2.0%). **3.2** percent of your 8th grade students said they used hallucinogens within the past year (1998-99 PRIDE National Avg. = 4.1%). **5.5** percent of your 9th grade students said they used hallucinogens within the past year (1998-99 PRIDE National Avg. = 5.9%). **7.1** percent of your 10th grade students said they used hallucinogens within the past year (1998-99 PRIDE National Avg. = 8.2%). **8.9** percent of your 11th grade students said they used hallucinogens within the past year (1998-99 PRIDE National Avg. = 9.8%). **10.9** percent of your 12th grade students said they used hallucinogens within the past year (1998-99 PRIDE National Avg. = 12.0%).

74.6 percent of your 6th grade students reported getting *very high* or *bombed* when they used hallucinogens. **68.3** percent of your 7th grade students reported getting *very high* or *bombed* when they used hallucinogens. **75.8** percent of your 8th grade students reported getting *very high* or *bombed* when they used hallucinogens. **80.9** percent of your 9th grade students reported getting *very high* or *bombed* when they used hallucinogens. **84.7** percent of your 10th grade students reported getting *very high* or *bombed* when they used hallucinogens. **85.7** percent of your 11th grade students reported getting *very high* or *bombed* when they used hallucinogens. **88.4** percent of your 12th grade students reported getting *very high* or *bombed* when they used hallucinogens.

CHAPTER 2

NATIONAL SUMMARY TABLES AND GRAPHS

Outline of Procedures Used to Obtain PRIDE National Summary Data

Since 1982, the PRIDE Survey has been used by schools, school systems, communities, and states, to gather data on student drug and alcohol use. In recent years, questions on violence and threatening behaviors have been added. The PRIDE Questionnaire for Grades 6-12 has been utilized by thousands of school systems across the United States, as well as in six other countries. Developmental studies (Adams, 1994; Craig and Emshoff, 1987) have indicated that the survey procedures developed by PRIDE result in reliable data on the prevalence and patterns of drug and alcohol use and other behaviors. Further, the evolution of PRIDE Questionnaires since 1980 not only provides research quality data, it provides information that can be easily used by educators, parents and others at the local school and community level to study and monitor the drug and alcohol use, and violent or threatening behaviors.

From the beginning, the PRIDE Survey has assisted local schools and communities with obtaining accurate, defensible information about the drug and alcohol use and related behaviors among their youth. The PRIDE Survey has been utilized by several state education and other government agencies in providing state-wide and regional information on student drug and alcohol use and related behaviors. These state-wide surveys have included near-census studies as well as surveys employing sophisticated sampling designs. Survey results have been used in program and policy decision making at state and regional levels. In addition, each statewide survey also included reports to participating schools for use at the local school level.

Each year the PRIDE data is archived from each student questionnaire. This procedure allows local or state educational agencies to retrieve their data for multi-year comparisons should such a service be needed. This archiving process also provides for summary data to be compiled to create a national database. This national level summary data can be used by local and state clients as comparison data.

The PRIDE national archived data provide a rich source of information for the study of adolescent prevalence and patterns of drug and alcohol use and related behaviors. In the years prior to the 1989-90 school year, sample sizes of national annual summaries ranged from 14,815 in 1982-83 to 392,003 in 1988-89. The annual summaries for the past ten years involved a weighting system for states that conducted state-wide surveys and states where relatively large numbers of school systems used the PRIDE Questionnaire in local surveys. This weighting system was implemented to prevent any one state from having a disproportionate influence on annual summary results. Random samples were drawn from those states where disproportionately large numbers of students were surveyed. Tables 1-3 contain information regarding national samples for the years 1990-91 through 1999-2000.

Table 1 contains the total number of students surveyed in Grades 6-12 for the ten-year period. The large number of total students surveyed in years 1990-91 through 1992-93 reflects statewide surveys conducted in those years. It should be noted that the size of actual samples used to compute national summary statistics were relatively consistent over the ten years. Table 2 provides percentage information by state for those states that comprised the PRIDE national

summaries for each of the ten years. No state contributed more than 10.1% for any year. Table 3 provides a year by year comparison by sex and race. These demographic comparisons indicate no inordinate differences among years.

As indicated in the previous discussion, the purpose of the PRIDE Questionnaire was to assist state and local education agencies in conducting quality surveys of student prevalence and patterns of drug and alcohol use. Questions concerning violence and other threatening behaviors have been added to the questionnaires in recent years. The national annual summary reports represent large numbers of students who have completed the PRIDE Questionnaire using standardized procedures. While not randomly drawn, the sheer magnitude of the numbers represented in the annual summaries, suggest that these data take on the properties of the population. In addition, the samples appear to have somewhat similar patterns of students sampled across the various states (see Table 2). Discussion of sample sizes may be found in Guilford ***Fundamentals Statistics in Psychology and Education***. While it is desirable to have non-biased sampling, e.g., samples based on random procedures; this is not always possible. Guilford states:

Where there is less than customary experimental control of the observations, every possible effort should be made to know the conditions under which the data are obtained. Thorough knowledge of the conditions should be a basis for deciding whether selection of cases has been biased. (Page 140)

Probably the information that speaks most to consistent findings of the PRIDE annual summary analyses across the ten years, was the finding of other drug studies. For example, the PRIDE findings reflect similar findings of the NIDA funded studies conducted at the Institute for Social Research, University of Michigan, from the 1990-91 school year to the present.

PRIDE Survey
Percentage of Students Who Report Using Drugs

DRUG	GRADE LEVEL	ANNUAL USE			MONTHLY USE		
		1998-99	1999-00	change	1998-99	1999-00	change
Cigarettes	Junior High	26.2	21.0	-5.2*	13.2	9.6	-3.6*
	Senior High	46.5	43.9	-2.6*	31.1	28.7	-2.4*
	12th Graders	51.4	49.7	-1.7*	37.5	36.3	-1.2*
Smokeless Tobacco	Junior High	6.3	5.3	-1.0*	3.0	2.5	-0.5*
	Senior High	13.0	12.6	-0.4*	6.9	6.8	-0.1
	12th Graders	14.9	14.5	-0.4	8.6	8.1	-0.5
Cigars	Junior High	12.2	9.5	-2.7*	4.7	3.5	-1.2*
	Senior High	29.2	26.3	-2.9*	12.4	10.8	-1.6*
	12th Graders	35.4	32.8	-2.6*	14.8	13.6	-1.2*
Any Tobacco	Junior High	28.9	23.6	-5.3*	14.5	10.8	-3.7*
	Senior High	52.2	49.7	-2.5*	34.6	32.4	-2.2*
	12th Graders	58.4	56.5	-1.9*	41.9	40.7	-1.2*
Beer	Junior High	29.6	27.2	-2.4*	10.2	8.7	-1.5*
	Senior High	55.9	55.2	-0.7*	31.5	30.9	-0.6*
	12th Graders	63.2	61.8	-1.4*	39.9	39.1	-0.8
Wine Coolers	Junior High	31.2	30.3	-0.9*	9.6	8.7	-0.9*
	Senior High	52.0	51.8	-0.2	22.9	22.0	-0.9*
	12th Graders	55.1	55.4	+0.3	25.5	24.7	-0.8
Liquor	Junior High	21.1	18.8	-2.3*	8.0	6.5	-1.5*
	Senior High	52.9	52.5	-0.4	28.1	27.6	-0.5
	12th Graders	61.9	62.2	+0.3	35.3	35.4	+0.1
Any Alcohol	Junior High	41.4	39.5	-1.9*	13.7	12.1	-1.6*
	Senior High	68.1	68.1	+0.0	37.0	36.6	-0.4
	12th Graders	74.5	74.4	-0.1	45.3	45.2	-0.1

*Statistically significant difference at .05 level using chi-square with variables year & no-use/use.

Grade	N-Sizes	
	1998-99	1999-00
Junior High	58,619	59,243
Senior High	79,460	55,075
12th Graders	16,366	11,680

PRIDE Survey
Percentage of Students Who Report Using Drugs

DRUG	GRADE LEVEL	ANNUAL USE			MONTHLY USE		
		1998-99	1999-00	change	1998-99	1999-00	change
Marijuana	Junior High	11.0	9.2	-1.8*	6.5	5.2	-1.3*
	Senior High	32.3	31.4	-0.9*	20.3	19.3	-1.0*
	12th Graders	37.8	38.0	+0.2	23.1	23.4	+0.3
Cocaine	Junior High	2.7	2.2	-0.5*	1.5	1.3	-0.2*
	Senior High	6.1	5.3	-0.8*	3.2	2.9	-0.3*
	12th Graders	8.0	7.1	-0.9*	4.1	3.6	-0.5*
Uppers	Junior High	3.8	3.0	-0.8*	2.1	1.7	-0.4*
	Senior High	9.2	9.1	-0.1	5.0	5.2	+0.2
	12th Graders	10.9	11.1	+0.2	5.8	6.2	+0.4
Downers	Junior High	3.1	2.5	-0.6*	1.7	1.4	-0.3*
	Senior High	7.0	7.1	+0.1	4.0	4.1	+0.1
	12th Graders	8.3	8.6	+0.3	4.5	4.8	+0.3
Inhalants	Junior High	7.0	5.6	-1.4*	2.7	2.3	-0.4*
	Senior High	6.5	5.7	-0.8*	3.0	2.7	-0.3*
	12th Graders	6.0	5.2	-0.8*	3.0	2.7	-0.3
Hallucinogens	Junior High	2.8	2.2	-0.6*	1.7	1.4	-0.3*
	Senior High	8.8	7.8	-1.0*	4.2	3.6	-0.6*
	12th Graders	12.0	10.9	-1.1*	5.2	4.4	-0.8*
Heroin	Junior High	1.9	1.6	-0.3*	1.2	1.1	-0.1*
	Senior High	3.1	2.9	-0.2*	2.0	1.9	-0.1*
	12th Graders	3.6	3.2	-0.4	2.4	2.1	-0.3*
Steroids	Junior High	2.7	2.4	-0.3*	1.5	1.3	-0.2
	Senior High	3.1	3.2	+0.1	2.1	2.1	+0.0
	12th Graders	3.2	3.2	+0.0	2.4	2.4	+0.0
Any Illicit Drugs	Junior High	16.3	13.6	-2.7*	8.5	7.0	-1.5*
	Senior High	35.2	34.3	-0.9*	22.1	21.3	-0.8*
	12th Graders	40.2	40.2	+0.0	25.2	25.4	+0.2

*Statistically significant difference at .05 level using chi-square with variables year & no-use/use.

N-Sizes		
Grade	1998-99	1999-00
Junior High	58,619	59,243
Senior High	79,460	55,075
12th Graders	16,366	11,680

1998-99 vs. 1999-00 NATIONAL SUMMARY RESULTS
USA - PRIDE - CHI-SQUARE TEST

Percent of Junior High Students Who Used These Drugs At Least 1/Year

Drug	Junior High 1998-99	Junior High 1999-00	Chi-Square	Relative % Change
Cigarettes	26.2%	21.0%	443.3*	-5.2%
Smokeless Tobacco	6.3%	5.3%	57.4*	-1.0%
Cigars	12.2%	9.5%	219.4*	-2.7%
Any Tobacco	28.9%	23.6%	426.1*	-5.3%
Beer	29.6%	27.2%	80.8*	-2.4%
Wine Coolers	31.2%	30.3%	9.1*	-0.9%
Liquor	21.1%	18.8%	95.3*	-2.3%
Any Alcohol	41.4%	39.5%	42.6*	-1.9%
Marijuana	11.0%	9.2%	109.1*	-1.8%
Cocaine	2.7%	2.2%	31.1*	-0.5%
Uppers	3.8%	3.0%	54.9*	-0.8%
Downers	3.1%	2.5%	33.3*	-0.6%
Inhalants	7.0%	5.6%	90.7*	-1.4%
Hallucinogens	2.8%	2.2%	42.9*	-0.6%
Heroin	1.9%	1.6%	18.4*	-0.3%
Steroids	2.7%	2.4%	9.0*	-0.3%
Any Illicit Drugs	16.3%	13.6%	165.2*	-2.7%

*Statistically significant difference at .05 level using chi-square with 1 degree of freedom.

Grade	N-Sizes	
	1998-99	1999-00
Junior High	58,619	59,243
Senior High	79,460	55,075

1998-99 vs. 1999-00 NATIONAL SUMMARY RESULTS
USA - PRIDE - CHI-SQUARE TEST

Percent of Senior High Students Who Used These Drugs At Least 1/Year

Drug	Senior High 1998-99	Senior High 1999-00	Chi-Square	Relative % Change
Cigarettes	46.5%	43.9%	93.6*	-2.6%
Smokeless Tobacco	13.0%	12.6%	4.1*	-0.4%
Cigars	29.2%	26.3%	137.5*	-2.9%
Any Tobacco	52.2%	49.7%	78.7*	-2.5%
Beer	55.9%	55.2%	5.5*	-0.7%
Wine Coolers	52.0%	51.8%	0.5	-0.2%
Liquor	52.9%	52.5%	2.5	-0.4%
Any Alcohol	68.1%	68.1%	0.0	+0.0%
Marijuana	32.3%	31.4%	12.4*	-0.9%
Cocaine	6.1%	5.3%	36.4*	-0.8%
Uppers	9.2%	9.1%	0.2	-0.1%
Downers	7.0%	7.1%	0.4	+0.1%
Inhalants	6.5%	5.7%	39.2*	-0.8%
Hallucinogens	8.8%	7.8%	40.0*	-1.0%
Heroin	3.1%	2.9%	6.8*	-0.2%
Steroids	3.1%	3.2%	0.9	+0.1%
Any Illicit Drugs	35.2%	34.3%	9.7*	-0.9%

*Statistically significant difference at .05 level using chi-square with 1 degree of freedom.

Grade	N-Sizes	
	1998-99	1999-00
Junior High	58,619	59,243
Senior High	79,460	55,075

1999-00 USA - PRIDE Summary Report - Violence

6-8th grade n = 59,243			9-12th grade n = 55,075		
Percentage of Junior High (6-8th) students who report...			Percentage of Senior High (9-12th) students who report...		
carrying a gun to school = 2.1%			carrying a gun to school = 3.3%		
taking part in gang activities = 9.2%			taking part in gang activities = 9.3%		
thinking of suicide often or a lot = 5.3%			thinking of suicide often or a lot = 6.5%		
threatening to harm another = 41.4%			threatening to harm another = 38.1%		
getting into trouble with police = 19.0%			getting into trouble with police = 26.1%		
Drug Use of Junior High (6-8th) Students Who Report...			Drug Use of Senior High (9-12th) Students Who Report...		
carrying a gun to school			carrying a gun to school		
<i>Drug</i>	<i>Yes</i>	<i>No</i>	<i>Drug</i>	<i>Yes</i>	<i>No</i>
Liquor	62.9%	17.9%	Liquor	82.2%	51.5%
Marijuana	57.8%	8.1%	Marijuana	76.3%	29.9%
Cocaine	35.7%	1.5%	Cocaine	44.3%	4.0%
Inhalants	38.7%	4.9%	Inhalants	40.0%	4.5%
N-sizes	1,198	56,509	N-sizes	1,761	52,344
taking part in gang activities			taking part in gang activities		
<i>Drug</i>	<i>Yes</i>	<i>No</i>	<i>Drug</i>	<i>Yes</i>	<i>No</i>
Liquor	50.3%	15.7%	Liquor	77.5%	49.9%
Marijuana	41.3%	5.9%	Marijuana	67.2%	27.6%
Cocaine	15.3%	0.8%	Cocaine	25.8%	3.2%
Inhalants	23.3%	3.8%	Inhalants	24.4%	3.7%
N-sizes	5,149	51,833	N-sizes	4,949	48,671
thinking of suicide often or a lot			thinking of suicide often or a lot		
<i>Drug</i>	<i>Yes</i>	<i>No</i>	<i>Drug</i>	<i>Yes</i>	<i>No</i>
Liquor	46.2%	17.4%	Liquor	70.6%	51.2%
Marijuana	31.9%	7.9%	Marijuana	53.7%	29.8%
Cocaine	15.2%	1.5%	Cocaine	20.7%	4.2%
Inhalants	25.6%	4.5%	Inhalants	23.5%	4.4%
N-sizes	2,937	53,395	N-sizes	3,478	49,796
threatening to harm another			threatening to harm another		
<i>Drug</i>	<i>Yes</i>	<i>No</i>	<i>Drug</i>	<i>Yes</i>	<i>No</i>
Liquor	30.2%	10.6%	Liquor	65.3%	44.5%
Marijuana	16.4%	3.9%	Marijuana	45.0%	22.8%
Cocaine	4.1%	0.7%	Cocaine	9.6%	2.6%
Inhalants	10.3%	2.2%	Inhalants	10.6%	2.6%
N-sizes	23,462	33,159	N-sizes	20,211	32,763
getting into trouble with police			getting into trouble with police		
<i>Drug</i>	<i>Yes</i>	<i>No</i>	<i>Drug</i>	<i>Yes</i>	<i>No</i>
Liquor	43.6%	13.0%	Liquor	75.1%	44.5%
Marijuana	31.3%	4.0%	Marijuana	59.5%	21.4%
Cocaine	8.7%	0.7%	Cocaine	14.8%	2.0%
Inhalants	15.9%	3.2%	Inhalants	13.8%	2.8%
N-sizes	10,760	46,232	N-sizes	13,958	39,628

*Drug use figures represent annual usage (at least 1 per year)

Table 2 - Sample Distribution by Percentage Drawn from Each State - Grades 6 through 12

State	%90-91	%91-92	%92-93	%93-94	%94-95	%95-96	%96-97	%97-98	%98-99	%99-00
AK	1.3	0.5	1.1	0.2	0.0	0.0	0.6	1.3	0.0	0.0
AL	2.1	7.7	4.1	3.4	1.3	0.0	0.0	0.0	1.7	5.5
AR	0.8	0.0	0.0	0.0	0.0	0.0	3.4	0.0	7.7	4.5
AZ	2.0	2.8	3.9	2.1	1.5	4.1	0.0	3.5	0.0	1.2
CA	7.4	3.7	4.0	4.4	4.0	7.2	3.2	7.7	8.4	2.1
CO	0.3	0.0	0.9	0.0	0.1	0.1	3.1	0.0	0.0	0.0
CT	1.3	3.3	2.9	1.0	1.1	1.7	1.1	0.0	0.8	0.0
DC	5.6	0.0	0.0	0.0	0.0	0.0	0.0	0.0	0.0	0.0
DE	0.5	0.5	0.4	0.1	0.0	0.0	0.0	0.0	0.0	0.0
FL	8.5	7.7	8.4	9.9	8.9	8.0	6.9	8.2	4.9	5.7
GA	8.5	7.7	8.4	10.1	9.9	5.4	5.0	5.0	2.4	1.7
HI	0.0	0.0	0.0	0.0	0.0	0.0	0.0	0.0	0.0	0.0
IA	0.0	1.0	0.1	0.0	0.0	0.0	0.0	0.0	0.0	0.0
ID	0.0	0.0	0.3	0.6	0.1	1.6	0.0	0.9	0.0	1.2
IL	3.5	3.5	6.9	3.3	4.1	9.5	4.9	4.8	3.3	4.7
IN	0.8	1.0	1.3	10.1	1.0	0.0	0.0	0.3	1.1	0.0
KS	0.0	0.0	0.1	0.0	0.0	0.0	0.0	0.0	0.0	0.0
KY	8.5	7.7	8.4	10.1	9.4	9.5	8.9	9.8	9.9	10.2
LA	8.5	7.7	8.4	3.4	5.8	1.7	0.0	0.7	0.0	0.0
MA	0.0	0.2	0.2	0.2	2.0	0.0	0.8	2.0	3.1	5.0
MD	0.6	0.2	0.0	0.0	0.0	0.0	0.0	0.0	0.0	0.0
ME	0.0	0.0	0.1	0.0	1.3	0.0	0.8	0.0	0.0	0.0
MI	0.5	2.3	0.5	0.1	2.3	0.5	2.5	0.7	2.5	0.0
MN	0.1	0.0	0.0	0.0	0.0	0.0	0.0	0.0	0.0	0.0
MO	1.1	0.0	0.3	0.0	0.2	0.1	0.0	0.0	0.0	0.0
MS	3.0	2.0	1.2	2.1	2.9	6.8	2.4	1.8	2.8	5.7
MT	0.0	2.7	0.1	0.0	0.0	0.0	0.0	0.1	0.0	0.2
NC	7.5	6.3	4.2	0.0	0.0	0.0	0.0	0.0	0.8	0.0
ND	0.0	0.0	0.1	0.4	0.4	0.0	0.6	0.5	0.0	0.0
NE	1.5	0.0	0.2	1.1	0.0	0.0	0.0	0.4	0.5	0.0
NH	0.0	0.0	0.2	1.0	2.8	0.5	1.0	0.9	0.4	0.0
NJ	0.2	2.5	1.5	3.0	3.1	3.7	7.1	2.9	6.3	9.3
NM	1.6	1.8	0.5	0.6	0.6	1.2	0.0	0.0	1.1	1.4
NV	0.0	0.0	0.0	0.0	0.0	0.0	0.0	0.0	0.0	0.0
NY	1.0	0.3	4.3	2.9	7.2	9.5	10.1	7.5	9.9	10.2
OH	1.0	1.4	2.5	4.0	5.2	9.5	10.1	9.8	8.1	3.1
OK	0.1	1.9	0.6	1.4	0.8	0.6	0.4	0.6	1.8	0.5
OR	0.0	0.0	0.0	0.2	0.2	0.0	0.2	0.0	0.0	0.0
PA	0.3	0.3	1.3	0.3	5.4	1.8	0.4	3.9	2.4	3.8
RI	0.0	0.0	0.0	0.0	0.0	0.0	0.0	0.0	0.0	0.0
SC	0.0	0.0	0.0	0.0	0.0	0.0	0.0	0.0	0.0	0.0
SD	0.1	0.0	0.1	0.0	0.0	0.0	0.0	0.0	0.0	0.0
TN	8.5	7.7	8.4	10.1	9.9	4.0	5.6	9.9	4.5	4.4
TX	5.2	5.0	2.2	3.1	1.3	0.7	3.5	1.1	2.8	0.7
UT	0.3	0.0	0.0	0.0	0.0	0.0	0.0	0.0	0.0	0.0
VA	1.8	3.9	8.4	5.5	2.0	8.1	6.5	9.4	9.0	10.2
VT	0.0	0.0	0.1	0.1	0.0	0.0	0.0	0.0	0.0	0.0
WA	1.8	0.8	2.0	1.5	1.5	0.6	7.5	0.0	1.9	3.2
WI	1.3	3.6	2.2	2.2	0.8	2.4	2.1	0.9	1.2	2.8
WV	3.0	0.9	0.0	0.8	1.7	1.2	0.2	4.5	0.1	2.7

Table 2 - Sample Distribution by Percentage Drawn from Each State - Grades 6 through 12

State	%90-91	%91-92	%92-93	%93-94	%94-95	%95-96	%96-97	%97-98	%98-99	%99-00
WY	0.0	0.7	0.3	0.7	0.0	0.0	1.0	0.0	0.7	0.0

Table 3 - Comparisons of Demographic Variables - Grades 6 thru 12

	90-91	91-92	92-93	93-94	94-95	95-96	96-97	97-98	98-99	99-00
SEX										
Male	49.8%	49.4%	50.1%	49.5%	49.1%	49.4%	49.7%	49.6%	49.3%	48.7%
Female	50.2%	50.6%	49.9%	50.5%	50.9%	50.6%	50.3%	50.4%	50.7%	51.3%
RACE										
White	74.4%	74.4%	73.1%	75.0%	73.8%	75.9%	77.0%	78.5%	71.7%	69.6%
African American	17.4%	20.0%	19.2%	17.3%	16.3%	13.8%	12.0%	9.8%	10.6%	15.2%
Hispanic	5.3%	3.2%	3.9%	3.6%	5.3%	4.9%	5.5%	5.9%	7.0%	6.9%
Asian	1.4%	1.5%	2.7%	1.9%	2.1%	2.8%	2.5%	3.0%	4.9%	2.4%
Native American	1.5%	0.9%	1.1%	0.8%	0.8%	0.7%	0.9%	0.7%	0.9%	0.9%
Other*				1.5%	1.7%	1.9%	2.1%	2.1%		
Mixed Origin**									4.9%	4.9%

Table 1 - Sample Sizes of Annual Summaries for Grades 6 thru 12

Year	# Students Surveyed	*Sample
1990-91	738,577	247,337
1991-92	522,328	212,802
1992-93	790,628	236,745
1993-94	277,372	197,735
1994-95	231,433	198,241
1995-96	258,433	129,560
1996-97	160,308	141,077
1997-98	162,623	154,350
1998-99	265,430	138,079
1999-00	183,781	114,318

*Sample (number drawn from the total number of students)

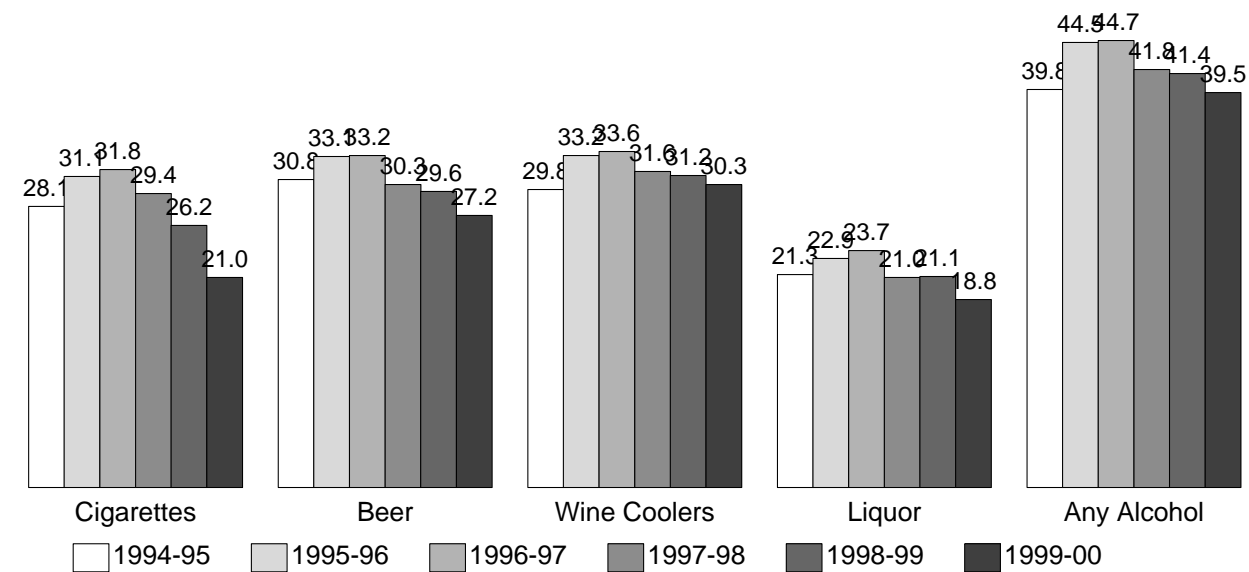
PRIDE National Summary													
% of Annual Drug Use by Junior and Senior High Students, 12th Graders and Total for Grades 6 thru 12													
DRUG	87-88	88-89	89-90	90-91	91-92	92-93	93-94	94-95	95-96	96-97	97-98	98-99	99-00
Cigarettes													
Jr. High	22.1	28.1	27.6	22.6	25.2	25.5	26.3	28.1	31.1	31.8	29.4	26.2	21.0
Sr. High	34.6	38.7	38.0	35.2	37.7	38.4	41.5	44.4	48.2	50.2	48.9	46.5	43.9
12th Grade	36.1	40.2	41.4	35.6	40.4	42.0	43.9	46.8	50.0	52.4	54.0	51.4	49.7
Total	29.1	34.2	32.1	30.9	31.9	32.7	34.3	36.8	40.5	41.3	40.3	37.9	32.0
Smokeless Tobacco**													
Jr. High												6.3	5.3
Sr. High												13.0	12.6
12th Grade												14.9	14.5
Total												10.1	8.8
Cigars**													
Jr. High												12.2	9.5
Sr. High												29.2	26.3
12th Grade												35.4	32.8
Total												22.0	17.6
Any Tobacco**													
Jr. High												28.9	23.6
Sr. High												52.2	49.7
12th Grade												58.4	56.5
Total												42.3	36.2
Beer													
Jr. High	30.8	37.5	35.9	30.6	31.6	31.2	30.3	30.8	33.1	33.2	30.3	29.6	27.2
Sr. High	57.9	61.4	58.9	56.2	56.5	55.6	56.5	57.4	59.1	59.6	57.0	55.9	55.2
12th Grade	64.3	67.5	67.3	65.2	63.8	63.5	63.8	64.0	64.9	65.3	64.5	63.2	61.8
Total	46.1	51.4	47.1	50.0	44.9	44.8	44.2	45.0	47.4	46.9	45.2	44.7	40.7
Wine Coolers													
Jr. High	29.5	36.4	35.2	30.3	31.0	30.7	29.9	29.8	33.2	33.6	31.6	31.2	30.3
Sr. High	56.4	60.2	56.9	55.4	53.8	52.2	52.0	51.7	52.6	52.9	51.5	52.0	51.8
12th Grade	63.5	65.7	64.2	65.7	60.3	58.8	57.4	56.5	54.5	55.4	54.9	55.1	55.4
Total	44.6	50.2	45.7	50.8	43.2	42.6	41.6	41.5	43.8	43.6	42.7	43.2	40.7
Liquor													
Jr. High	17.9	24.9	24.9	19.6	21.4	21.5	21.4	21.3	22.9	23.7	21.0	21.1	18.8
Sr. High	45.6	51.9	51.0	48.7	50.0	49.5	51.3	51.5	53.4	54.9	52.1	52.9	52.5
12th Grade	53.9	59.8	60.8	59.5	59.4	58.8	59.9	59.5	59.9	62.3	61.8	61.9	62.2
Total	33.5	40.6	37.8	39.6	36.6	37.0	37.3	37.4	39.6	39.9	38.4	39.5	35.1
Any Alcohol													
Jr. High	36.0	47.5	43.1	48.0	41.4	41.4	39.6	39.8	44.5	44.7	41.8	41.4	39.5
Sr. High	65.7	72.0	70.2	72.3	67.2	66.1	66.4	66.8	70.6	71.0	68.8	68.1	68.1
12th Grade	73.5	78.4	78.5	79.4	74.7	73.9	73.4	73.4	75.6	76.5	75.6	74.5	74.4
Total	52.0	61.7	58.2	62.3	55.1	55.1	53.8	54.2	58.8	58.3	56.9	56.8	53.3
Marijuana													
Jr. High	5.7	7.6	6.6	4.5	4.8	5.8	8.2	9.5	13.6	14.7	12.5	11.0	9.2
Sr. High	20.1	21.9	19.1	16.9	16.4	19.0	24.6	28.2	34.0	35.8	33.4	32.3	31.4
12th Grade	25.4	26.9	24.8	14.0	21.8	25.0	28.9	33.2	37.9	39.4	38.6	37.8	38.0
Total	13.8	15.9	13.0	8.3	11.0	13.2	16.9	19.5	24.8	25.6	24.2	23.3	19.9
Cocaine													
Jr. High	1.2	1.7	1.7	1.3	1.5	1.6	1.9	1.9	2.7	3.0	2.8	2.7	2.2
Sr. High	3.9	4.6	4.0	3.4	3.3	3.4	4.0	4.5	5.6	5.9	6.0	6.1	5.3

PRIDE National Summary													
% of Annual Drug Use by Junior and Senior High Students, 12th Graders and Total for Grades 6 thru 12													
DRUG	87-88	88-89	89-90	90-91	91-92	92-93	93-94	94-95	95-96	96-97	97-98	98-99	99-00
12th Grade	5.4	6.5	5.6	3.7	4.2	4.5	5.1	5.3	7.1	7.0	7.9	8.0	7.1
Total	2.7	3.4	2.9	2.3	2.5	2.6	3.0	3.3	4.3	4.5	4.6	4.7	3.7
Uppers													
Jr. High	2.4	3.6	3.6	2.6	3.0	3.0	3.4	3.3	4.6	4.9	4.7	3.8	3.0
Sr. High	7.3	9.2	8.0	7.6	8.3	7.9	9.1	9.3	10.5	10.3	10.4	9.2	9.1
12th Grade	7.8	10.0	8.7	7.1	8.9	9.3	10.0	10.6	11.6	10.7	11.8	10.9	11.1
Total	5.1	6.8	5.8	4.8	5.8	5.7	6.4	6.5	7.8	7.7	7.9	6.9	6.0
Downers													
Jr. High	1.7	2.5	2.5	1.9	2.2	2.2	2.4	2.4	3.5	4.0	3.6	3.1	2.5
Sr. High	4.2	5.3	4.7	4.6	4.9	4.6	5.3	5.5	7.1	7.2	7.7	7.0	7.1
12th Grade	4.3	5.7	5.1	4.4	5.2	5.3	5.8	5.9	7.4	7.4	8.6	8.3	8.6
Total	3.1	4.1	3.6	3.2	3.6	3.5	3.9	4.1	5.5	5.7	5.9	5.3	4.7
Inhalants													
Jr. High	3.9	5.2	4.9	4.0	4.8	4.8	5.9	6.3	8.5	8.9	8.1	7.0	5.6
Sr. High	4.4	5.1	5.1	4.9	5.5	5.6	6.9	7.5	7.6	7.1	7.1	6.5	5.7
12th Grade	3.8	4.4	4.6	3.7	4.8	5.1	6.3	6.6	6.6	5.8	5.8	6.0	5.2
Total	4.2	5.1	4.9	4.2	5.2	5.2	6.4	6.9	8.0	8.0	7.6	6.7	5.6
Hallucinogens													
Jr. High	1.1	1.7	1.8	1.5	1.8	1.9	2.1	2.4	3.3	3.6	3.2	2.8	2.2
Sr. High	3.1	4.4	4.9	4.9	5.3	5.7	6.6	7.7	9.5	9.5	8.7	8.8	7.8
12th Grade	3.8	5.7	6.5	4.8	7.1	8.0	8.8	9.7	12.1	11.7	11.3	12.0	10.9
Total	2.1	3.3	3.4	2.9	3.7	2.2	4.5	5.2	6.7	6.6	6.2	6.3	4.9
Heroin*													
Jr. High									2.1	2.4	2.1	1.9	1.6
Sr. High									3.1	3.1	3.2	3.1	2.9
12th Grade									3.5	3.4	3.8	3.6	3.2
Total									2.7	2.7	2.7	2.6	2.2
Steroids**													
Jr. High												2.7	2.4
Sr. High												3.1	3.2
12th Grade												3.2	3.2
Total												3.0	2.8
Any Illicit Drugs													
Jr. High	8.4	14.8	11.3	9.1	10.5	11.6	14.0	14.8	19.7	20.7	18.6	16.3	13.6
Sr. High	20.8	26.9	23.5	15.5	20.9	23.3	28.7	31.9	37.6	38.9	36.7	35.2	34.3
12th Grade	26.0	30.1	28.2	17.3	25.1	28.2	31.9	35.8	40.8	41.6	41.0	40.2	40.2
Total	15.0	21.8	18.1	12.8	16.0	18.1	21.8	24.0	29.5	30.1	28.7	27.1	23.6

* New drug category added 95-96 school year.

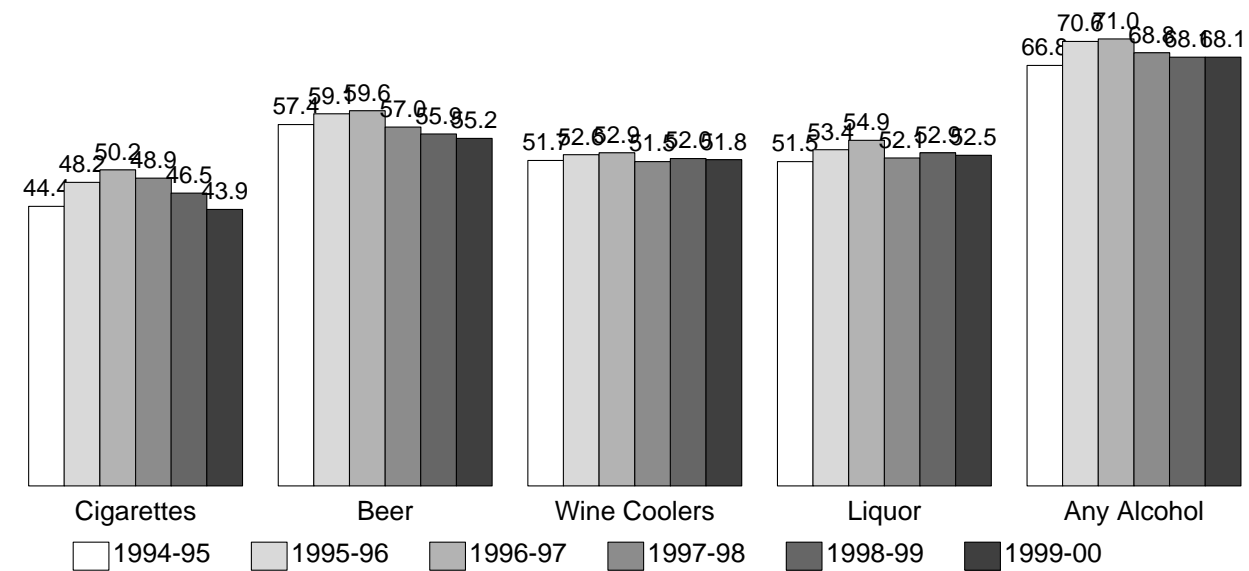
** New drug category added 98-99 school year.

% Students Who Use Cigarettes & Alcohol
 Grades 6 to 8 - USA - PRIDE Survey - Annual Use



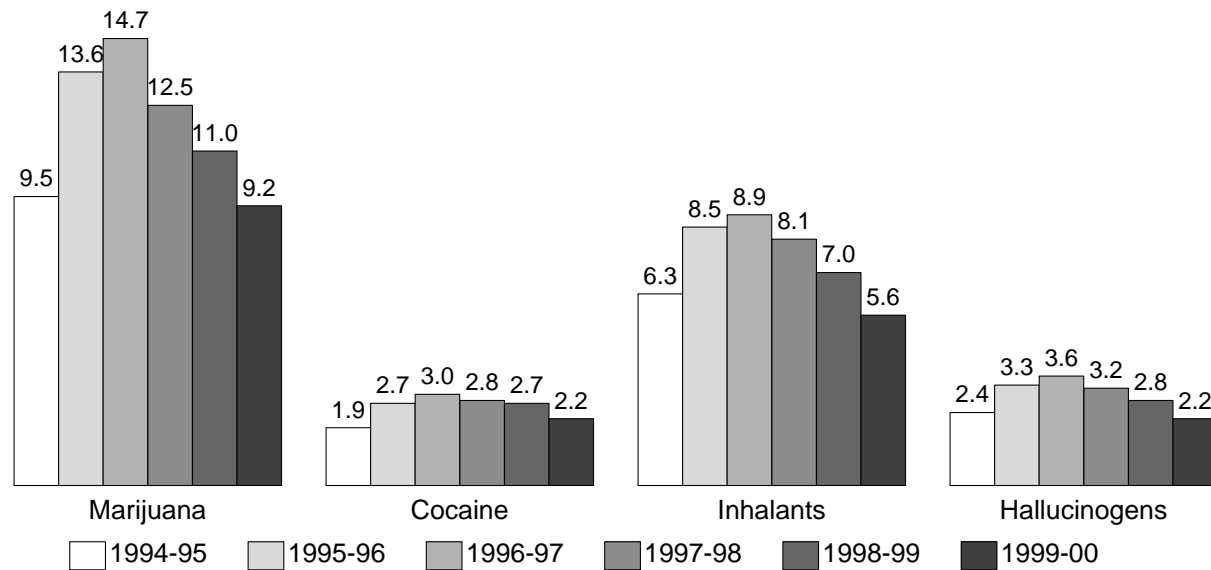
Surveyed by Years
 94-95=92,453 95-96=58,596 96-97=68,071 97-98=68,149 98-99=58,619 99-00=59,243

% Students Who Use Cigarettes & Alcohol
 Grades 9 to 12 - USA - PRIDE Survey - Annual Use



Surveyed by Years
 94-95=105,788 95-96=70,964 96-97=73,006 97-98=86,201 98-99=79,460 99-00=55,075

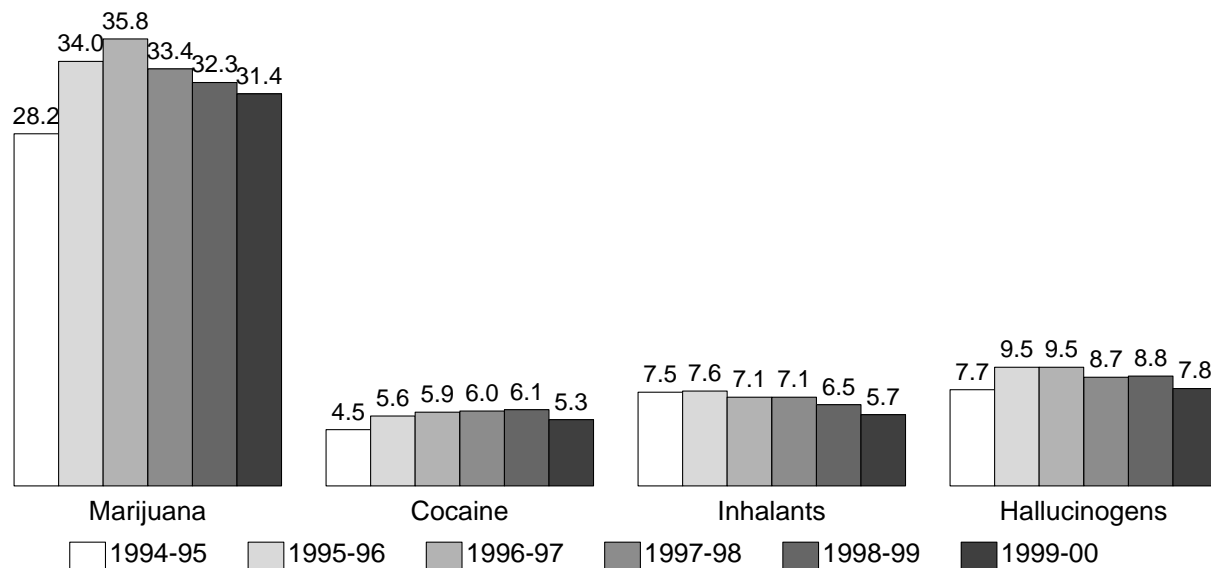
% Students Who Use Marijuana, Cocaine, Inhalants and Hallucinogens
Grades 6 to 8 - USA - PRIDE Survey - Annual Use



Surveyed by Years

94-95=92,453 95-96=58,596 96-97=68,071 97-98=68,149 98-99=58,619 99-00=59,243

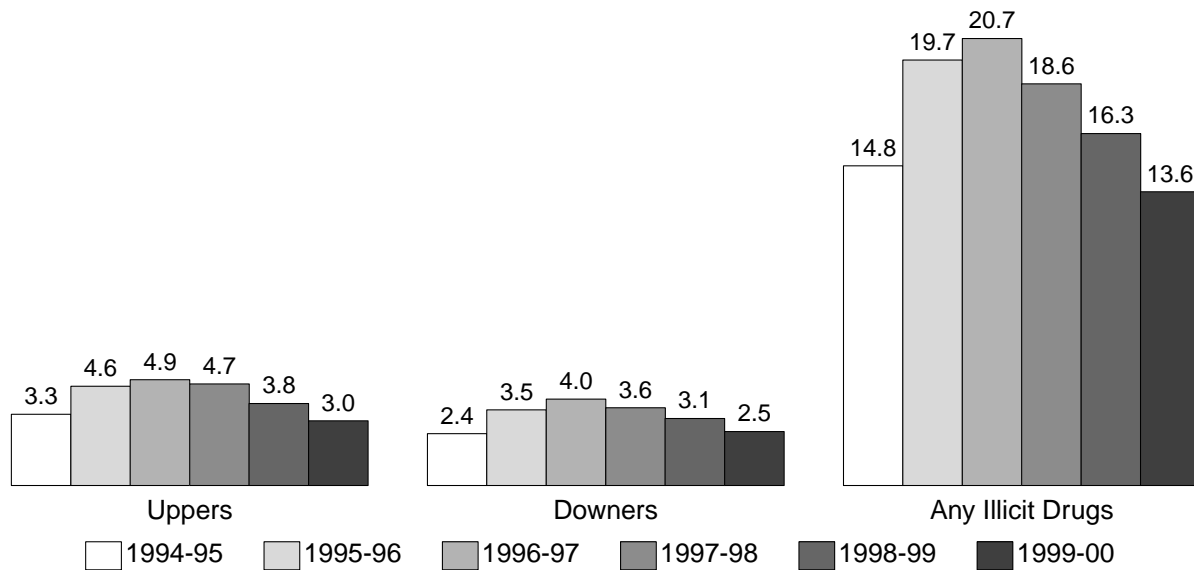
% Students Who Use Marijuana, Cocaine, Inhalants and Hallucinogens
Grades 9 to 12 - USA - PRIDE Survey - Annual Use



Surveyed by Years

94-95=105,788 95-96=70,964 96-97=73,006 97-98=86,201 98-99=79,460 99-00=55,075

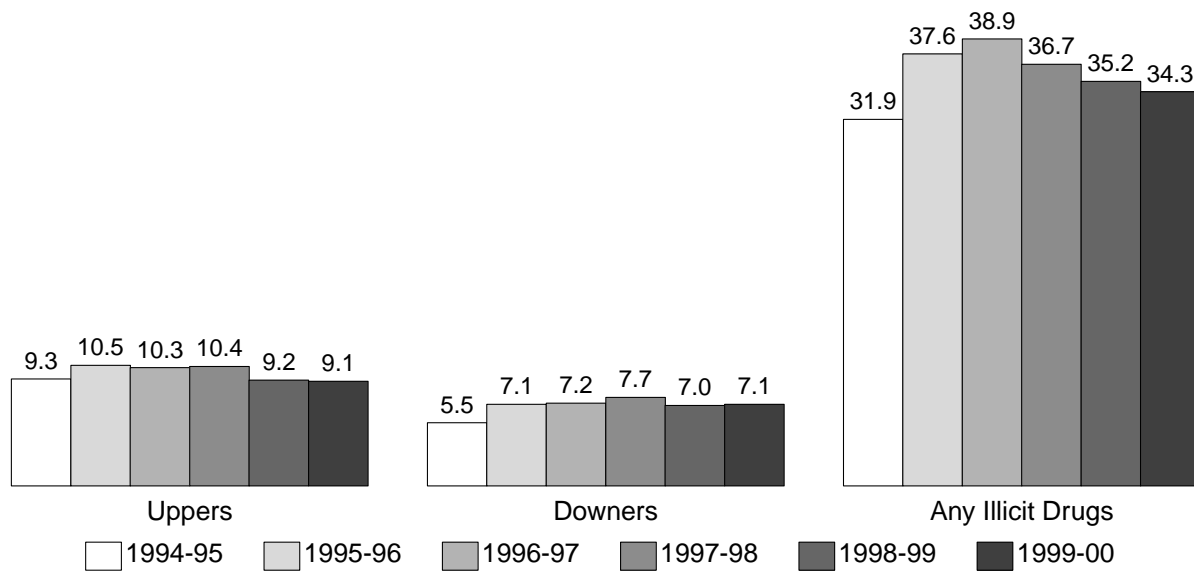
% Students Who Use Uppers, Downers & Any Illicit Drugs
 Grades 6 to 8 - USA - PRIDE Survey - Annual Use



Surveyed by Years

94-95=92,453 95-96=58,596 96-97=68,071 97-98=68,149 98-99=58,619 99-00=59,243

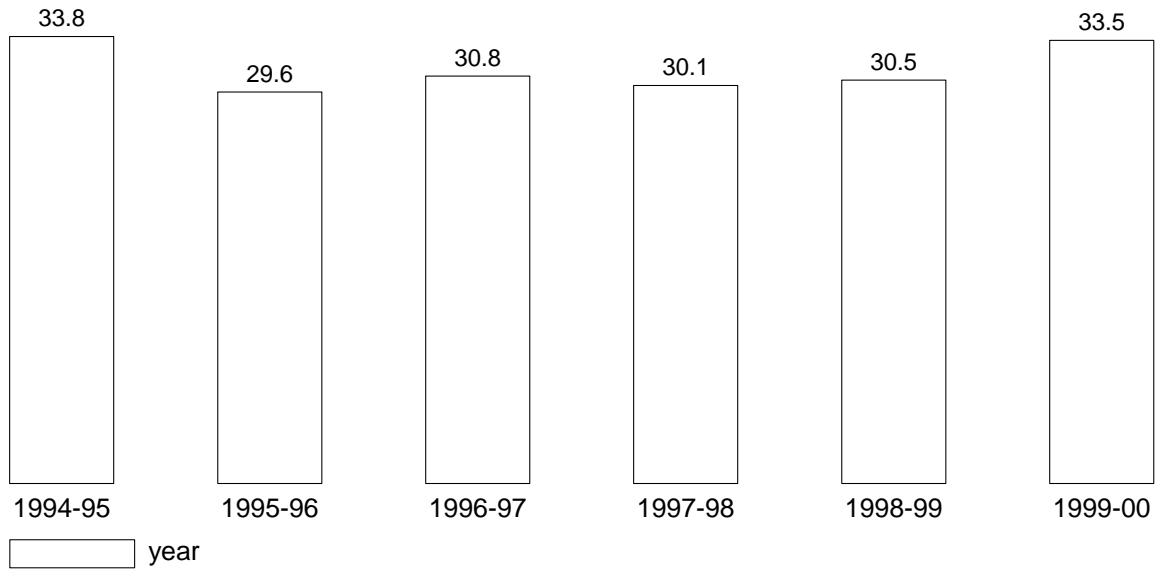
% Students Who Use Uppers, Downers & Any Illicit Drugs
 Grades 9 to 12 - USA - PRIDE Survey - Annual Use



Surveyed by Years

94-95=105,788 95-96=70,964 96-97=73,006 97-98=86,201 98-99=79,460 99-00=55,075

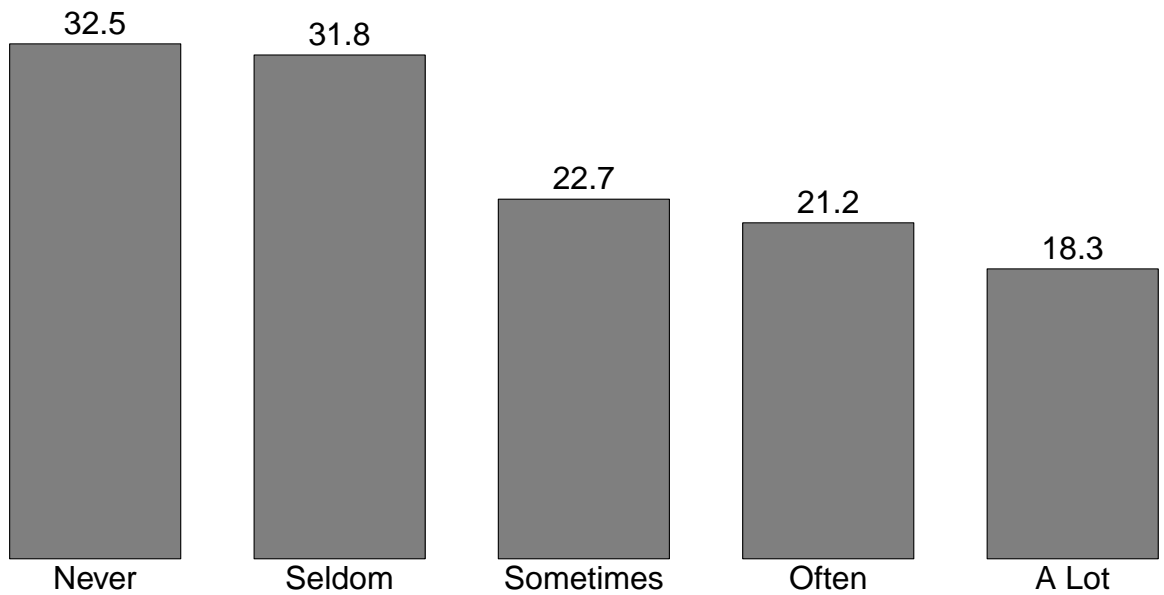
% of Students Reporting Their Parents Talk To Them Often/A Lot About Drugs
 Grades 6 to 12 - USA - PRIDE Survey - Annual Use



Surveyed by Years

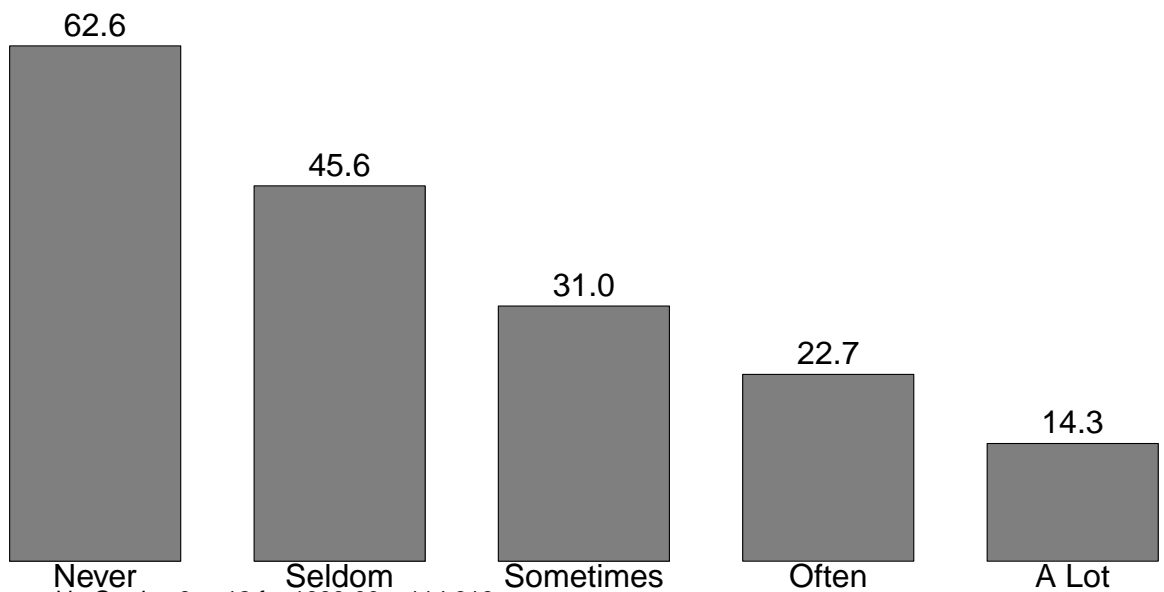
94-95=198,241 95-96=129,560 96-97=141,077 97-98=154,350 98-99=138,079 99-00=114,318

School Activities vs Any Illicit Drug Use
 Grades 6 thru 12 - USA - PRIDE Survey - Annual Use



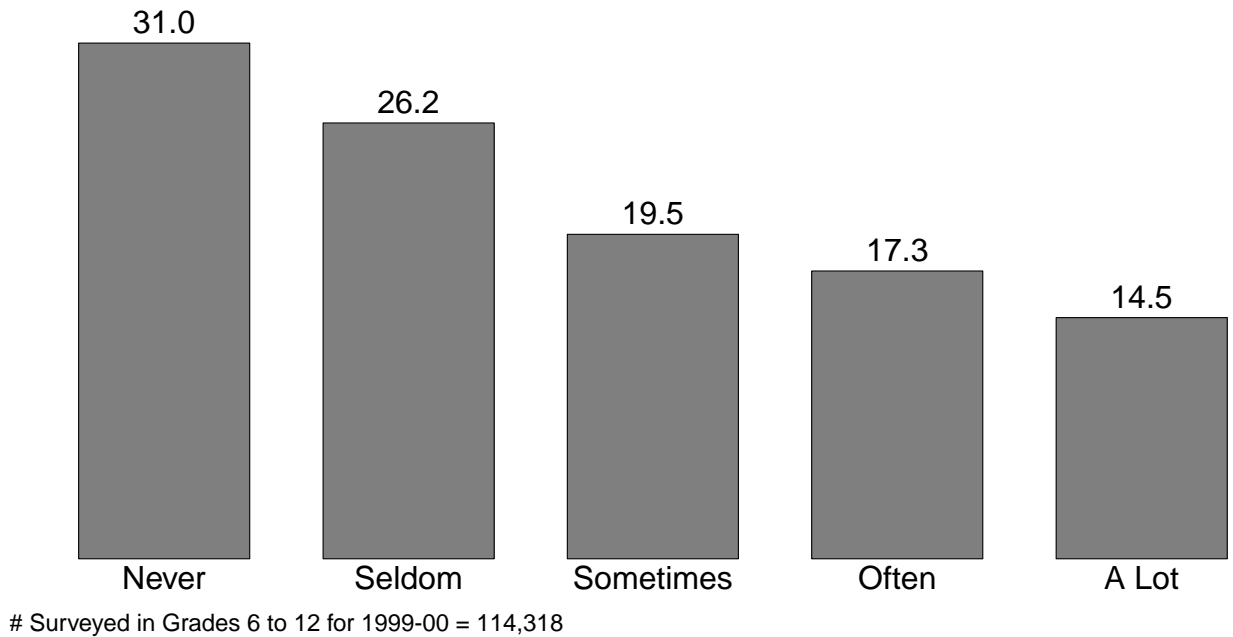
Surveyed in Grades 6 to 12 for 1999-00 = 114,318

Good Grade vs Any Illicit Drug Use
 Grades 6 thru 12 - USA - PRIDE Survey - Annual Use

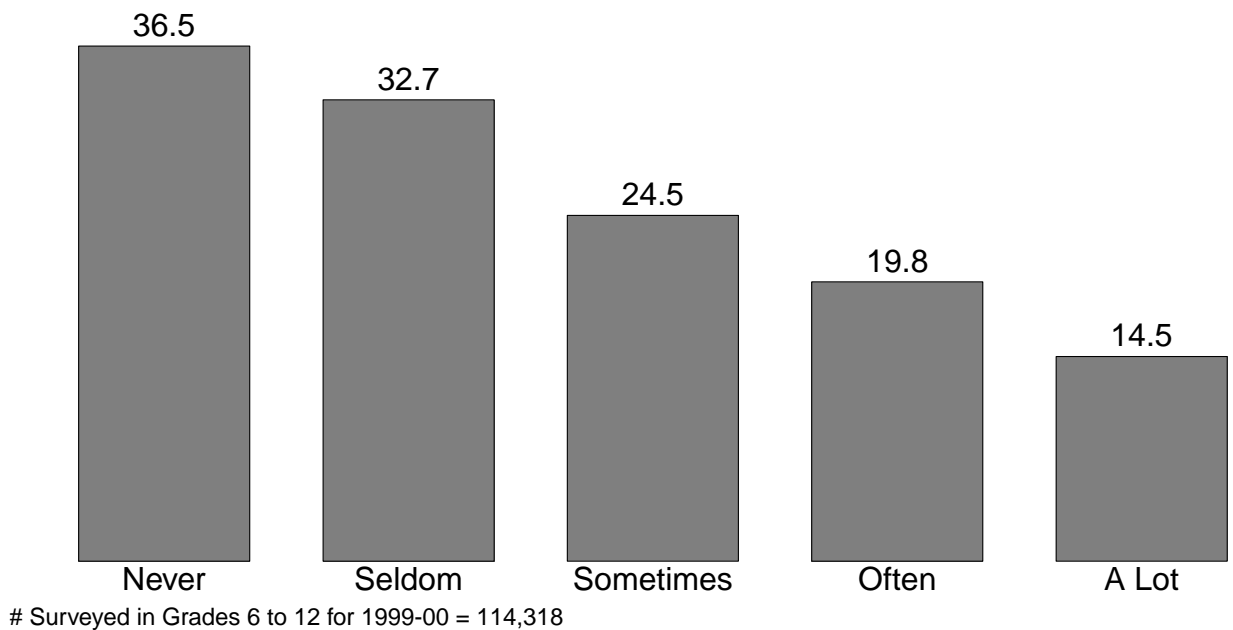


Surveyed in Grades 6 to 12 for 1999-00 = 114,318

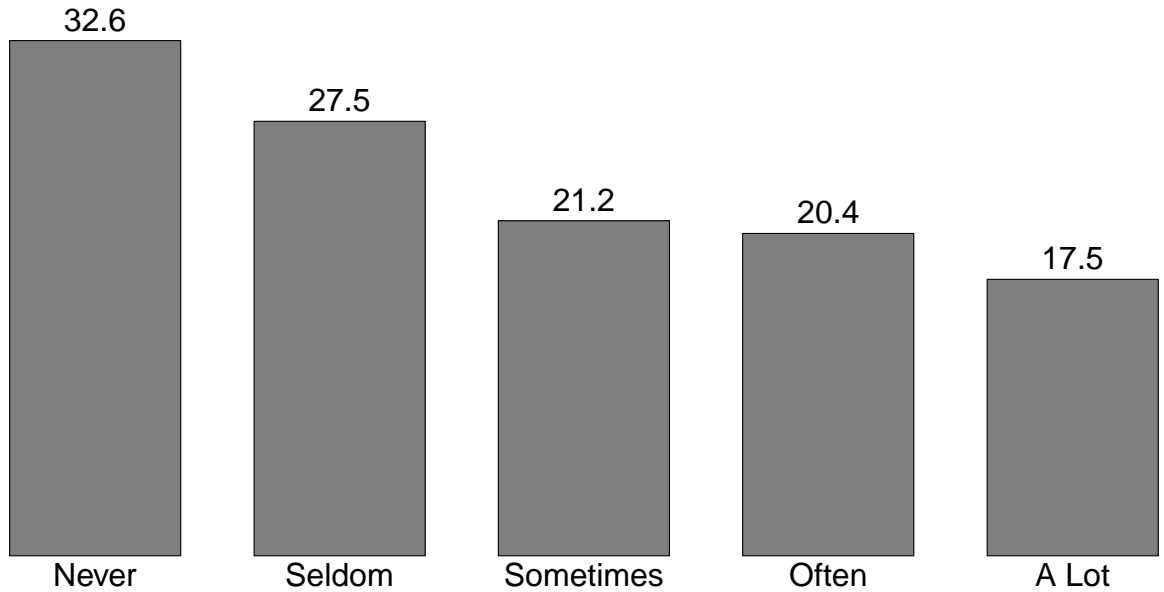
Community Activities vs Any Illicit Drug Use
 Grades 6 thru 12 - USA - PRIDE Survey - Annual Use



Religiosity vs Any Illicit Drug Use
 Grades 6 thru 12 - USA - PRIDE Survey - Annual Use

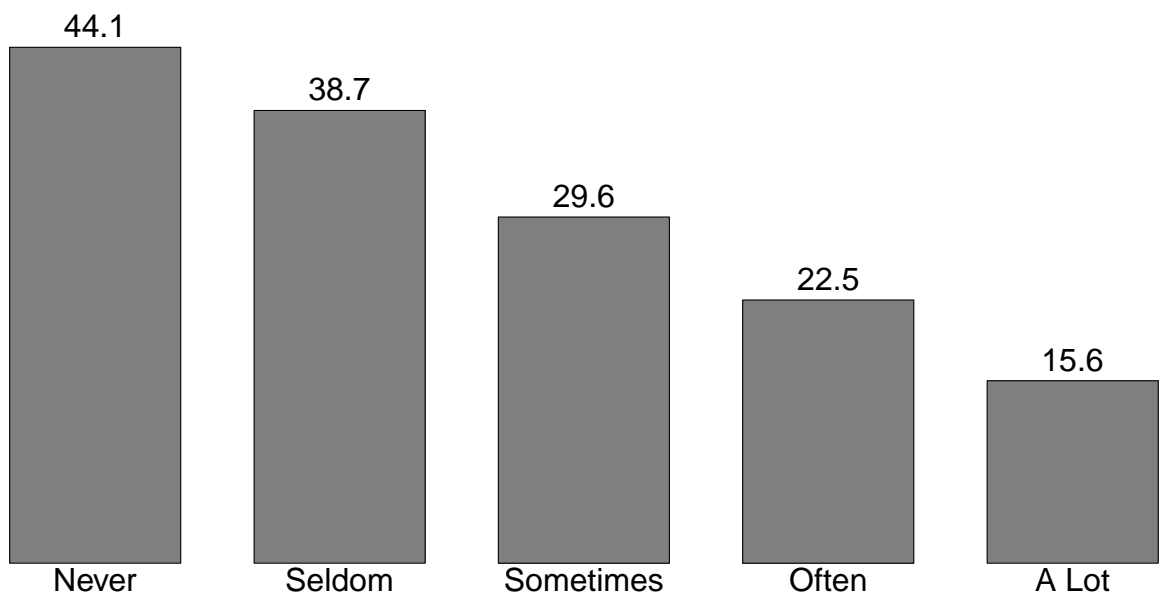


Parents Talk vs Any Illicit Drug Use
 Grades 6 thru 12 - USA - PRIDE Survey - Annual Use



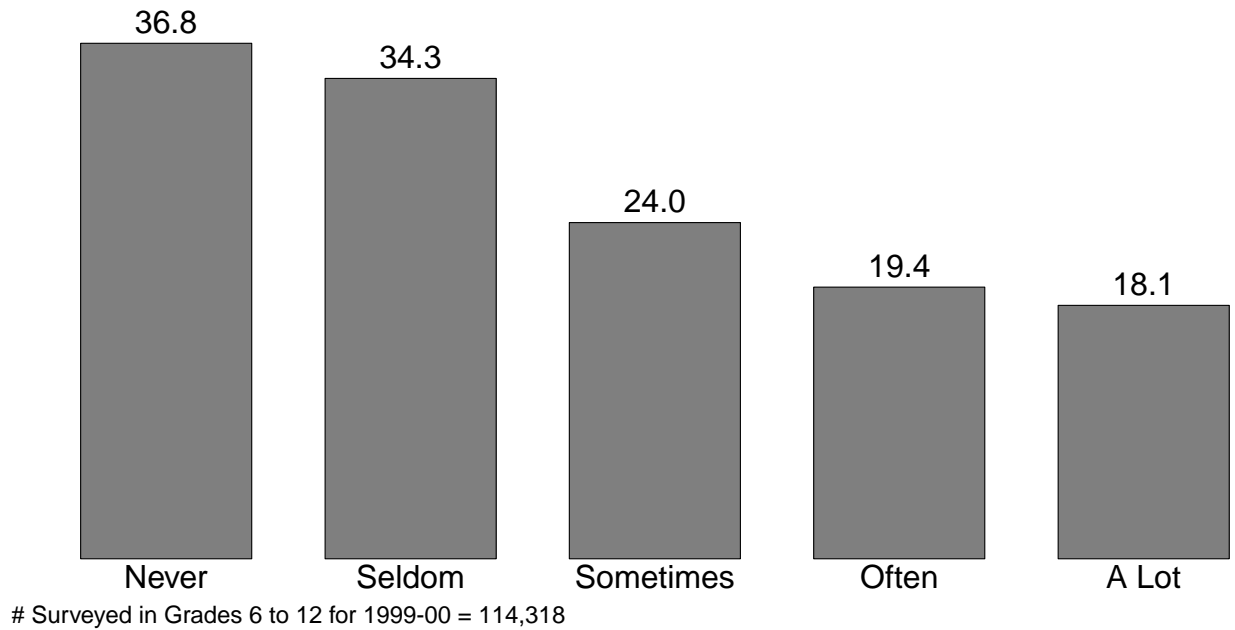
Surveyed in Grades 6 to 12 for 1999-00 = 114,318

Clear Rules vs Any Illicit Drug Use
 Grades 6 thru 12 - USA - PRIDE Survey - Annual Use



Surveyed in Grades 6 to 12 for 1999-00 = 114,318

Parents Punish vs Any Illicit Drug Use Grades 6 thru 12 - USA - PRIDE Survey - Annual Use



CHAPTER 3

SUMMARY STATISTICS

The following graphs and tables summarize some of the **Student Information** questions in regards to drug use. These data are calculated by examining specific subsets of your population. For example, a percentage is calculated for students who report carrying a gun and their liquor use. This percentage is calculated as follows:

Number of those reporting carrying a gun to school
and claiming to use liquor

Number of those reporting carrying a gun
and validly responding to the question *How Often Do You Use Liquor*

The **Ratio** describes the relationship between the groups examined on each graph. For example, in looking at Guns vs No Guns if the cocaine ratio were 5.3 this would mean the percentage of students who report cocaine use was 5.3 times higher for students who report bringing a gun to school compared to those who don't.

3.1. Guns

Total number of student(s) surveyed = 114318

3036 student(s) report(s) carrying a gun to school.
(2.7% of total responding)

Of the 3036 student(s) who report(s) carrying a gun to school,

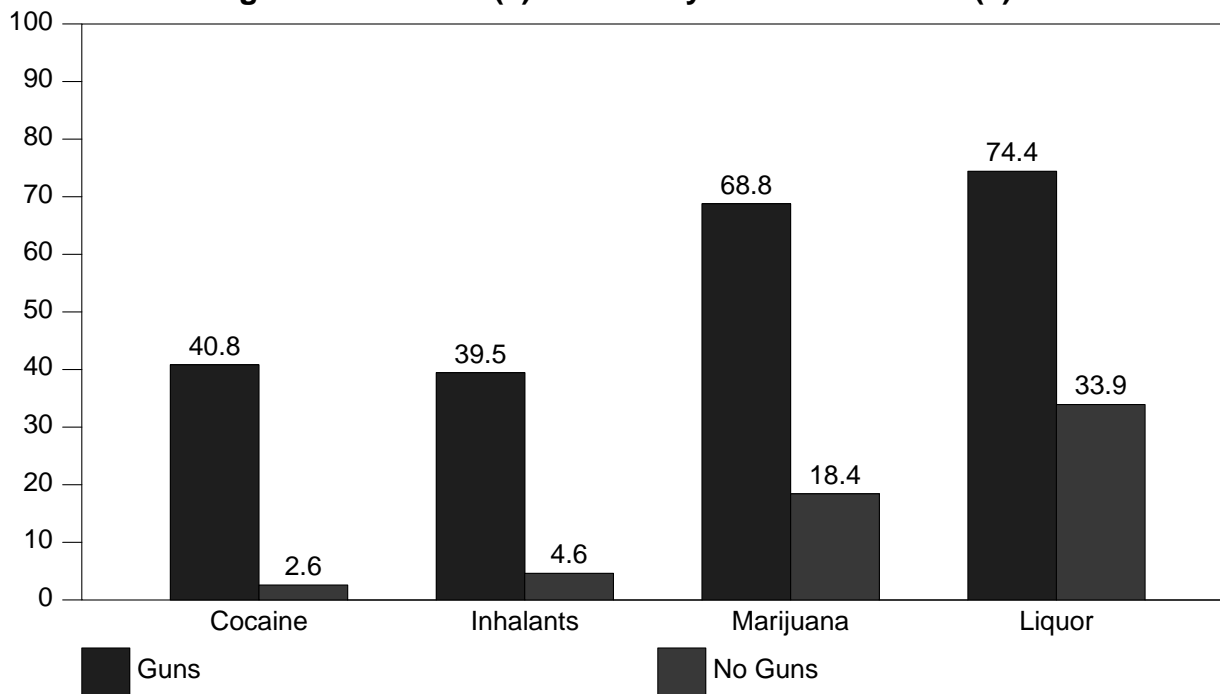
2202 report(s) using liquor (74.4%)

2036 report(s) using marijuana (68.8%).

1156 report(s) using inhalants (39.5%).

1204 report(s) using cocaine (40.8%).

3.1 - Drug Use of Student(s) Who Carry Guns VS Student(s) Who Do Not



Drug	Guns	No Guns	Ratio
Liquor	74.4%	33.9%	2.2
Marijuana	68.8%	18.4%	3.7
Inhalants	39.5%	4.6%	8.5
Cocaine	40.8%	2.6%	15.6
N of Student(s)	3036	108113	

3.2. Gangs

Total number of students surveyed = 114318

10398 student(s) report(s) taking part in gang activities.
(9.2% of total responding)

Of the 10398 student(s) who report(s) taking part in gang activities,

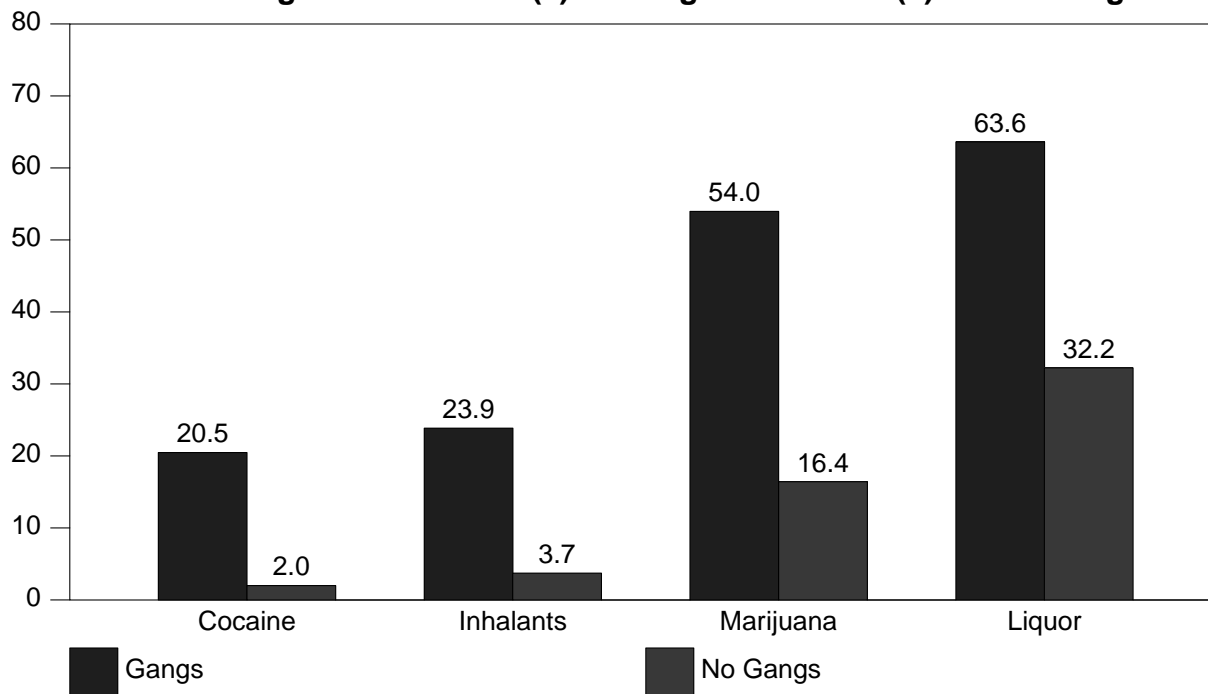
6424 report(s) using liquor (63.6%)

5457 report(s) using marijuana (54.0%).

2396 report(s) using inhalants (23.9%).

2067 report(s) using cocaine (20.5%).

3.2 - Drug Use of Student(s) In Gangs VS Student(s) Not In Gangs



Drugs	Gangs	No Gangs	Ratio
Liquor	63.6%	32.2%	2.0
Marijuana	54.0%	16.4%	3.3
Inhalants	23.9%	3.7%	6.4
Cocaine	20.5%	2.0%	10.3
N of Student(s)	10398	102163	

3.3. Suicide

Total number of students surveyed = 114318

6557 student(s) report(s) thinking *often* or *a lot* about committing suicide.
(5.9% of total responding)

Of the 6557 student(s) who report(s) thinking *often* or *a lot* about committing suicide,

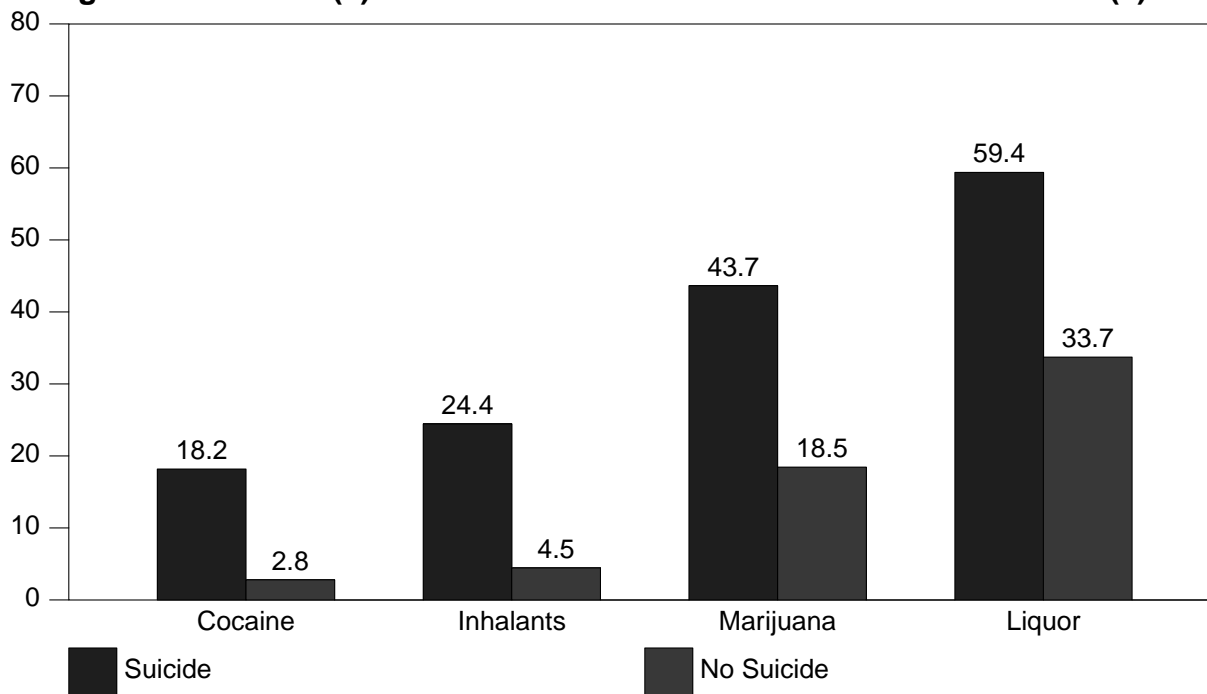
3810 report(s) using liquor (59.4%)

2808 report(s) using marijuana (43.7%).

1561 report(s) using inhalants (24.4%).

1165 report(s) using cocaine (18.2%).

3.3 - Drug Use of Student(s) Who Think of Suicide Often or A Lot VS Student(s) Who Do Not



Drug	Suicide	No Suicide	Ratio
Liquor	59.4%	33.7%	1.8
Marijuana	43.7%	18.5%	2.4
Inhalants	24.4%	4.5%	5.5
Cocaine	18.2%	2.8%	6.5
N of Student(s)	6557	104975	

3.4. Threatening Behaviors

Total number of students surveyed = 114318

44364 student(s) report(s) threatening to harm another student.
(39.8% of total responding)

Of the 44364 student(s) who report(s) threatening to harm,

2591 report(s) carrying a gun to school (5.9%).

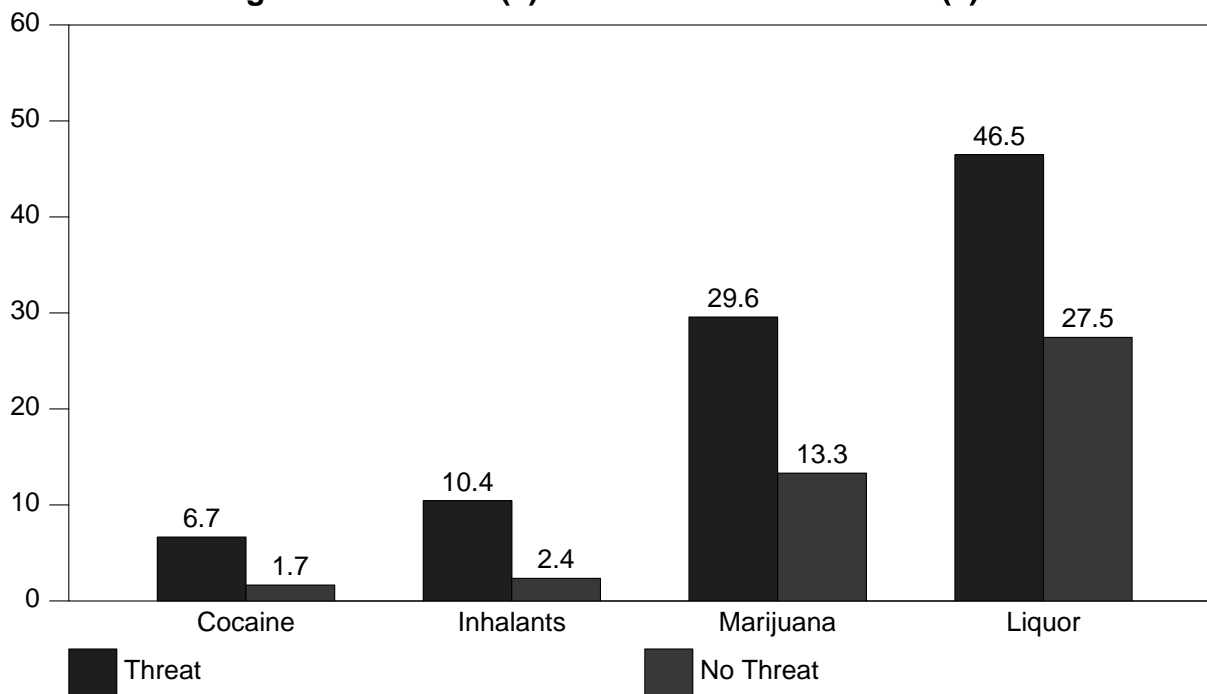
20296 report(s) using liquor (46.5%)

12914 report(s) using marijuana (29.6%).

4537 report(s) using inhalants (10.4%).

2901 report(s) using cocaine (6.7%).

3.4 - Drug Use of Student(s) Who Threaten VS Student(s) Who Do Not



Drug	Threat	No Threat	Ratio
Liquor	46.5%	27.5%	1.7
Marijuana	29.6%	13.3%	2.2
Inhalants	10.4%	2.4%	4.4
Cocaine	6.7%	1.7%	4.0
N of Student(s)	44364	67012	

3.5. Trouble With The Police

Total number of students surveyed = 114318

25263 student(s) report(s) getting in trouble with the police.
22.4% of total responding)

Of the 25263 student(s) who report(s) getting in trouble with the police,

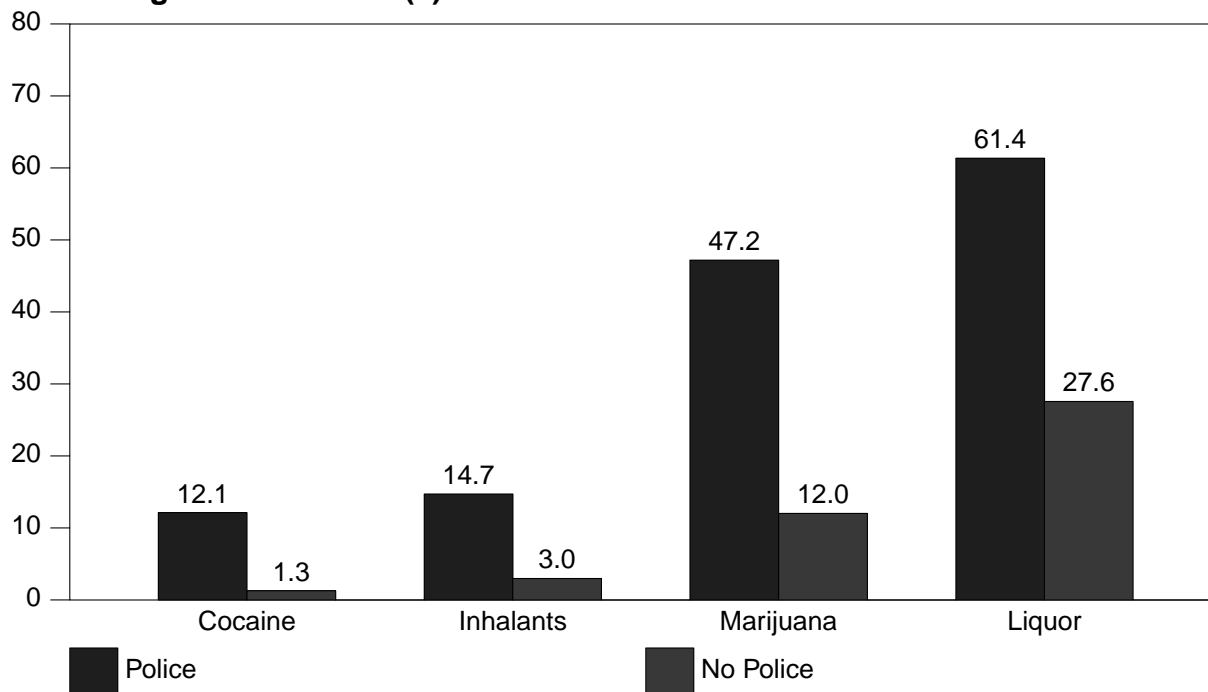
15168 report(s) using liquor (61.4%)

11670 report(s) using marijuana (47.2%).

3618 report(s) using inhalants (14.7%).

2998 report(s) using cocaine (12.1%).

3.5 - Drug Use of Student(s) Who Get In Trouble With Police VS Those Who Do Not



Drug	Police	No Police	Ratio
Liquor	61.4%	27.6%	2.2
Marijuana	47.2%	12.0%	3.9
Inhalants	14.7%	3.0%	4.9
Cocaine	12.1%	1.3%	9.6
N of Student(s)	25263	87339	

3.6. Personal Safety

Total number of students surveyed = 114318

27171 student(s) report(s) being afraid another student will hurt them at school.
(24.6% of total responding)

Of these 27171 student(s),
1209 report(s) carrying a gun to school (4.5%).

23736 student(s) report(s) getting hurt at school.
(21.4% of total responding)

Of these 23736 student(s),
1625 report(s) carrying a gun to school (6.9%).

3.7. Risk and Protective Factors

A *risk factor* is any characteristic which researchers have linked to a higher incidence of drug use. A *protective factor* is any characteristic which has been linked to a lower incidence of drug use. The following analysis of local risk and protective factors does not consider any cause and effect, only a *relationship* between student characteristics and drug use. Community, School, Family and Individual risk and protective factors are grouped accordingly and discussed.

3.7.1. Community - Risk Factors

FACTOR	% AT RISK
Join in community activities (<i>Never/Seldom</i>)	52.6%
Attend church or synagogue (<i>Never/Seldom</i>)	31.3%
Take part in gangs (<i>Seldom/Some/Often/A Lot</i>)	9.2%
Substance Availability (<i>Fairly/Very Easy</i> to get)	
Cigarettes	60.2%
Smokeless Tobacco	42.1%
Cigars	44.0%
Beer	56.0%
Wine Coolers	53.3%
Liquor	47.7%
Marijuana	39.2%
Cocaine	19.8%
Uppers	22.3%
Downers	22.1%
Inhalants	36.9%
Hallucinogens	19.3%
Heroin	16.0%
Steroids	21.3%

The above survey results show community risk factors. These factors include *low neighborhood attachment* never or seldom participate in community activities, church or synagogue); *community disorganization and norms favorable toward drug use* (student participation in gangs); and *availability of alcohol and other drugs* (fairly or very easy to get alcohol and other drugs). Note that a higher risk factor indicates an increased probability of involvement in drug use.

3.7.2. Community - Protective Factors

FACTOR	% PROTECTED
Join in community activities (<i>Often/A Lot</i>)	28.0%
Attend church or synagogue (<i>Often/A Lot</i>)	49.4%
Take part in gangs (<i>Never</i>)	90.8%
Substance Availability (<i>Cannot Get</i>)	
Cigarettes	31.2%
Smokeless Tobacco	46.5%
Cigars	43.0%
Beer	32.0%
Wine Coolers	34.1%
Liquor	38.6%
Marijuana	46.9%
Cocaine	59.6%
Uppers	59.3%
Downers	59.5%
Inhalants	52.5%
Hallucinogens	61.0%
Heroin	63.1%
Steroids	60.2%

The above survey results show community protective factors. These factors include *supportive networks and social bonds* (participate in community activities, church or synagogue often or a lot); *community organization and norms favorable to support non-use among youth* (never participate in gangs); and *limited availability of alcohol and other drugs* (cannot get alcohol and other drugs). Note that a higher protective factor indicates a decreased probability of involvement in drug use.

3.7.3. School - Risk Factors

FACTOR	% AT RISK
Make good grades (<i>Never/Seldom</i>)	4.3%
Join in school activities (<i>Never/Seldom</i>)	28.5%
Trouble at school (<i>Often/A Lot</i>)	6.9%

The above survey results show school risk factors. These factors include *academic failure* (never or seldom make good grades); *low commitment to school* (never or seldom join in school activities); and *early anti-social behavior* (get into trouble at school often or a lot).

3.7.4. School - Protective Factors

FACTOR	% PROTECTED
Make good grades (<i>Often/A Lot</i>)	66.5%
Join in school activities (<i>Often/A Lot</i>)	53.9%
Trouble at school (<i>Never/Seldom</i>)	74.4%

The above survey results show school protective factors. These factors include *high academic expectations, goal setting and mastery* (make good grades often or a lot); *active involvement in extracurricular activities sponsored by the school* (join in school activities often or a lot); and *pro-social development* (never or seldom get into trouble at school).

3.7.5. Family - Risk Factors

FACTOR	% AT RISK
Parents talk about drugs (<i>Never/Seldom</i>)	36.5%
Parents set clear rules (<i>Never/Seldom</i>)	13.1%
Parents enforce rules (<i>Never/Seldom</i>)	21.2%

The above survey results show family risk factors. These factors include *weak parental attitudes towards use* (parents never or seldom talk to their children about the harmful effects of using drugs); and *family management problems* (parents never or seldom set clear rules and never or seldom enforce those rules).

3.7.6. Family - Protective Factors

FACTOR	% PROTECTED
Parents talk about drugs (<i>Often/A Lot</i>)	33.5%
Parents set clear rules (<i>Often/A Lot</i>)	67.5%
Parents enforce rules (<i>Often/A Lot</i>)	52.7%

The above survey results show family protective factors. These factors include *strong parental attitudes against adolescent drug use* (parents talk to their children about the harmful effects of using drugs often or a lot); *parents' clear expectations of their children* (parents set clear rules often or a lot); and *discipline* (parents punish their children often or a lot when they break the rules).

3.7.7. Individual - Risk Factors

FACTOR	% AT RISK
Threaten students teachers (<i>Seldom/Sometimes/Often/A Lot</i>)	39.8%
Trouble with police (<i>Seldom/Sometimes/Often/A Lot</i>)	22.4%
Think about suicide (<i>Often/A Lot</i>)	5.9%
Harmful to health (<i>No/Some Harm</i>)	
Cigarettes	18.1%
Smokeless Tobacco	19.2%
Cigars	25.6%
Beer	42.6%
Wine Coolers	60.0%
Liquor	29.2%
Marijuana	18.9%
Cocaine	4.6%
Uppers	11.5%
Downers	12.6%
Inhalants	13.6%
Hallucinogens	7.8%
Heroin	4.9%
Steroids	14.1%

The above survey results show individual risk factors. These include *anti-social behavior in early adolescence and rebelliousness* (threaten to harm others and get in trouble with the police); *alienation* (think about suicide often or a lot); and *favorable attitudes towards drug use* (feel drugs are not harmful, sometimes harmful).

3.7.8. Individual - Protective Factors

FACTOR	% PROTECTED
Threaten students/teachers (<i>Never</i>)	60.2%

Trouble with police (<i>Never</i>)	77.6%
Think about suicide (<i>Never/Seldom</i>)	86.2%
Harmful to health (<i>Very Much</i>)	
Cigarettes	47.1%
Smokeless Tobacco	46.4%
Cigars	40.0%
Beer	28.7%
Wine Coolers	19.2%
Liquor	38.2%
Marijuana	64.1%
Cocaine	86.6%
Uppers	67.9%
Downers	65.0%
Inhalants	65.3%
Hallucinogens	77.3%
Heroin	85.5%
Steroids	59.5%

The above survey results show individual protective factors. These include *respect for authority* (never threaten to harm students or teachers and never get into trouble with the police); *feeling of belonging, higher respect for self* (think about suicide never or seldom); and *unfavorable attitudes towards drug use* (feel drugs are very much harmful).

CHAPTER 4

STANDARD GRAPHICS

The following graphs will assist you in understanding the relationship of student behavior to alcohol and other drug usage. You are encouraged to make overheads or slides from the graphs for presentations to school faculty, parents, media, and other audiences in the community.

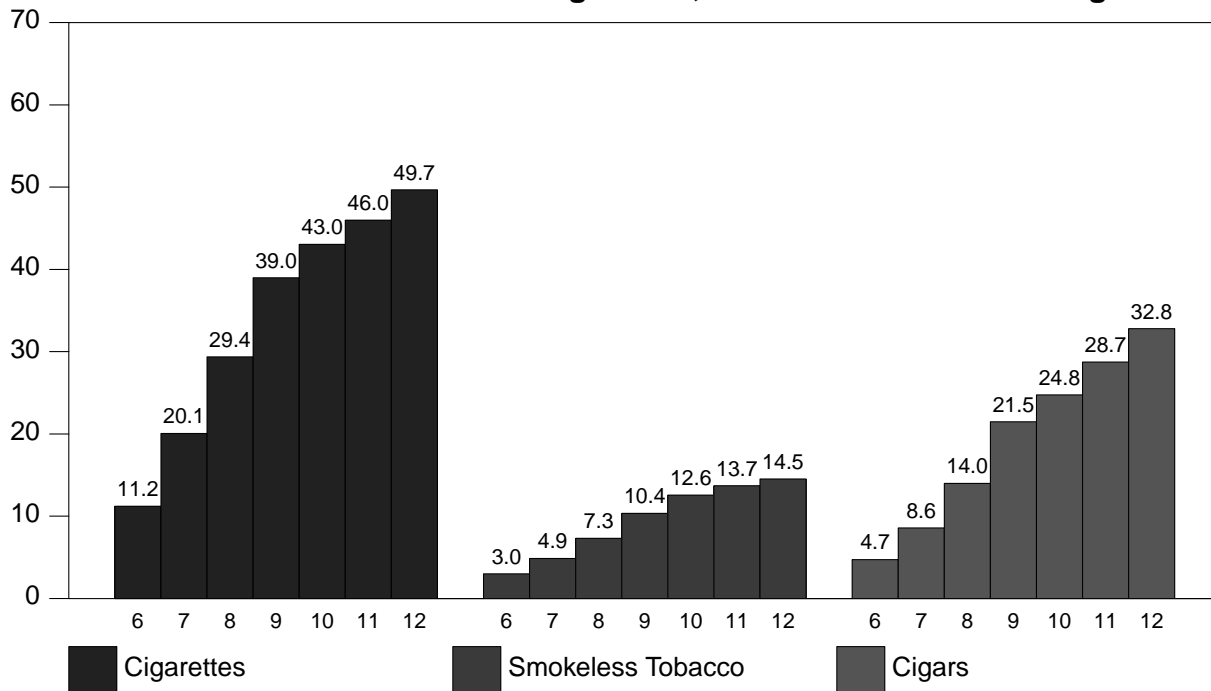
The *Time* of drug use graphs will be helpful in understanding the need for a commitment to drug abuse prevention by parents and the larger community - not just by schools. Student alcohol and other drug use occurs most often outside the school and at times when school is not in session.

The *Perceived Harm* of alcohol and other drugs will assist with understanding how the false assumptions concerning harm are related to drug use. When drugs are perceived as harmless, the probability of use increases.

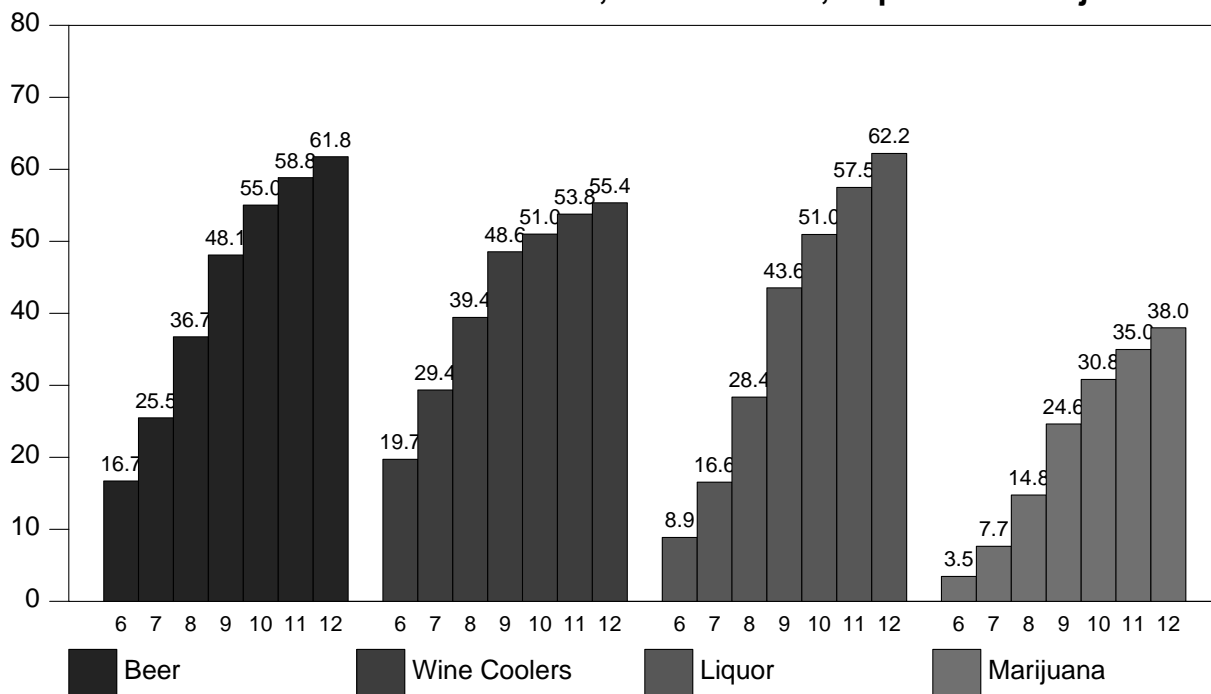
Research indicates that easy access, *Availability*, to drug increases the probability of use. Availability of alcohol and other drugs normally increases at higher grade levels.

4.1. Frequency of Use

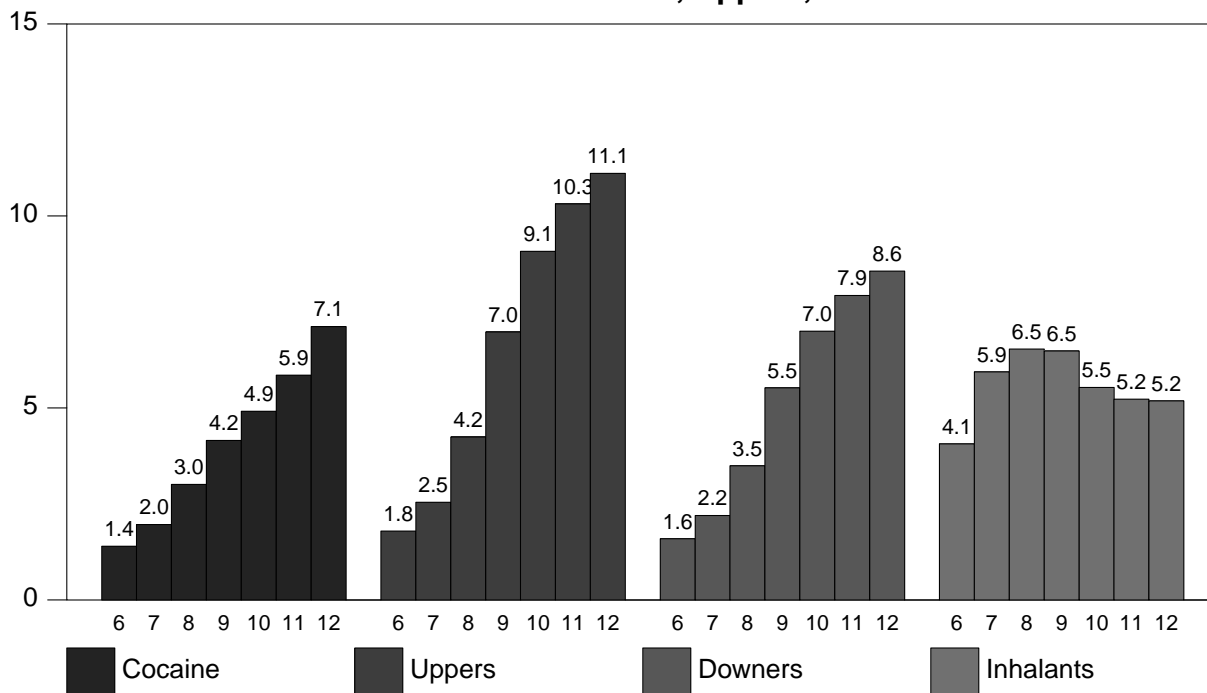
4.1 - % Students Who Use Cigarettes, Smokeless Tobacco & Cigars



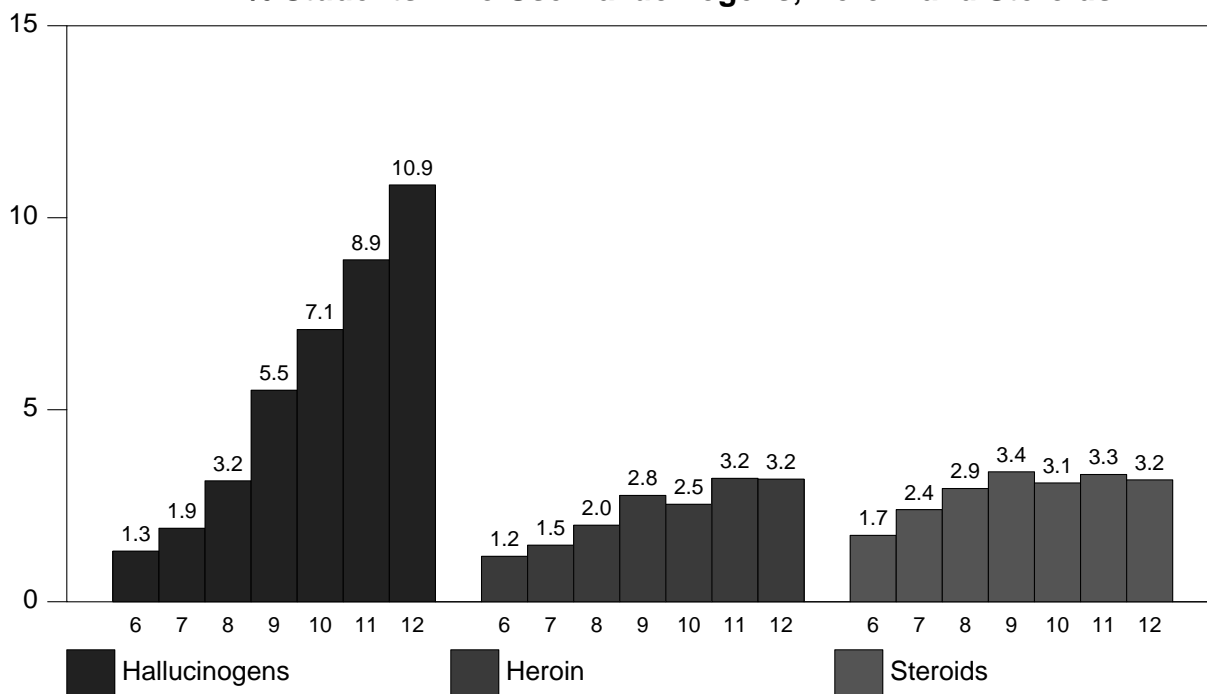
4.2 - % Students Who Use Beer, Wine Coolers, Liquor and Marijuana



4.3 - % Students Who Use Cocaine, Uppers, Downers & Inhalants

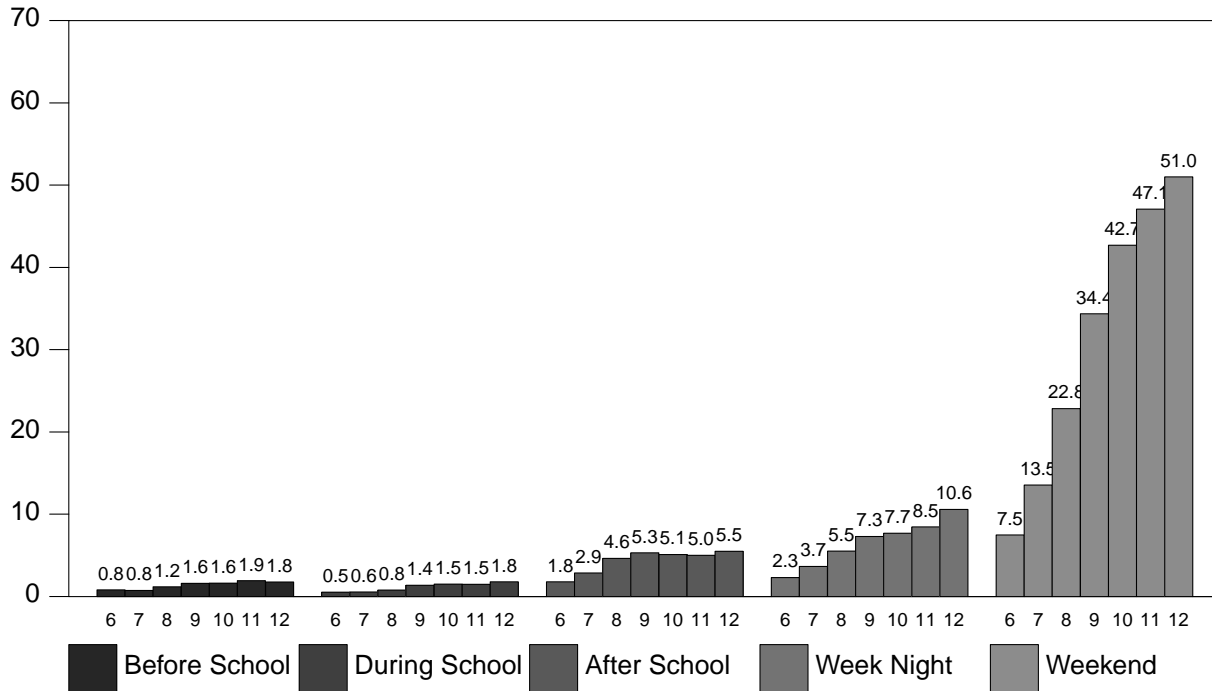


4.4 - % Students Who Use Hallucinogens, Heroin and Steroids

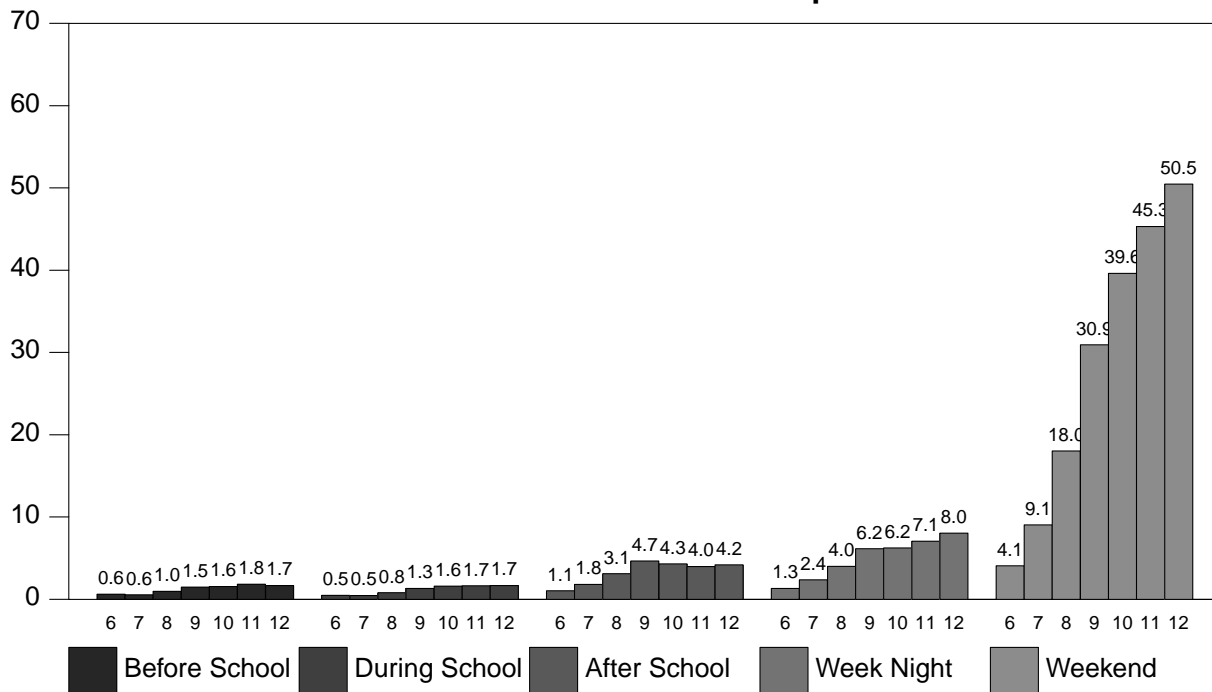


4.2. When Do You Use

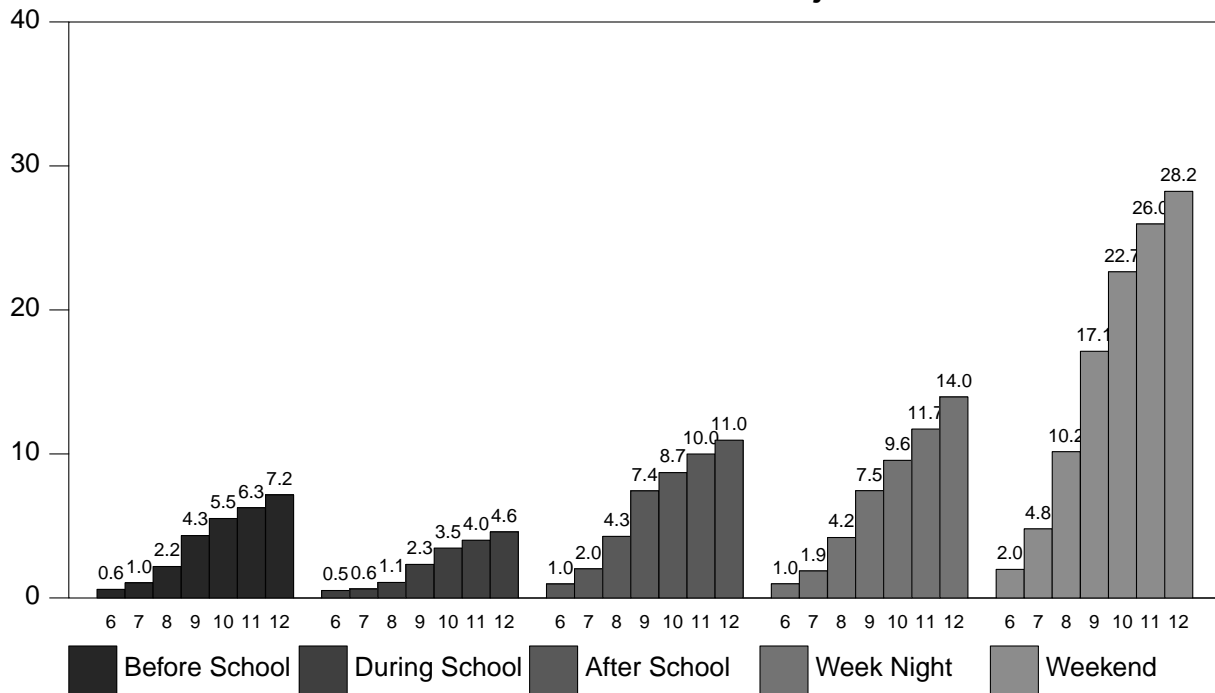
4.5 - When Do You Use Beer



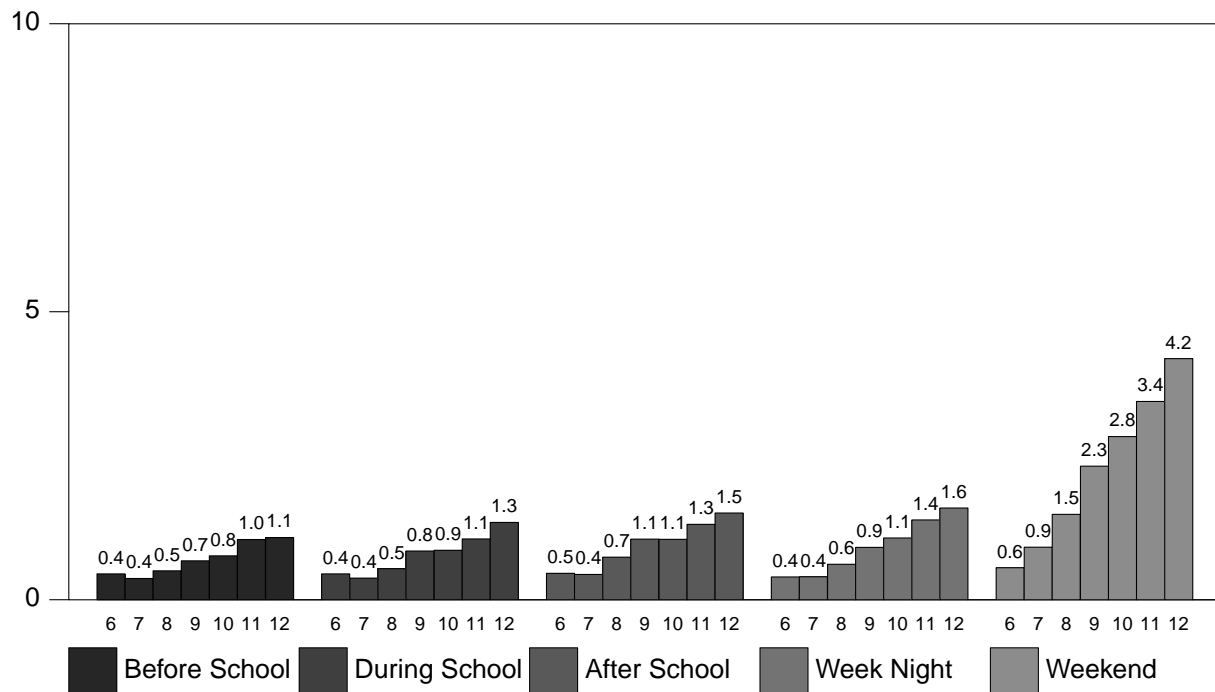
4.6 - When Do You Use Liquor



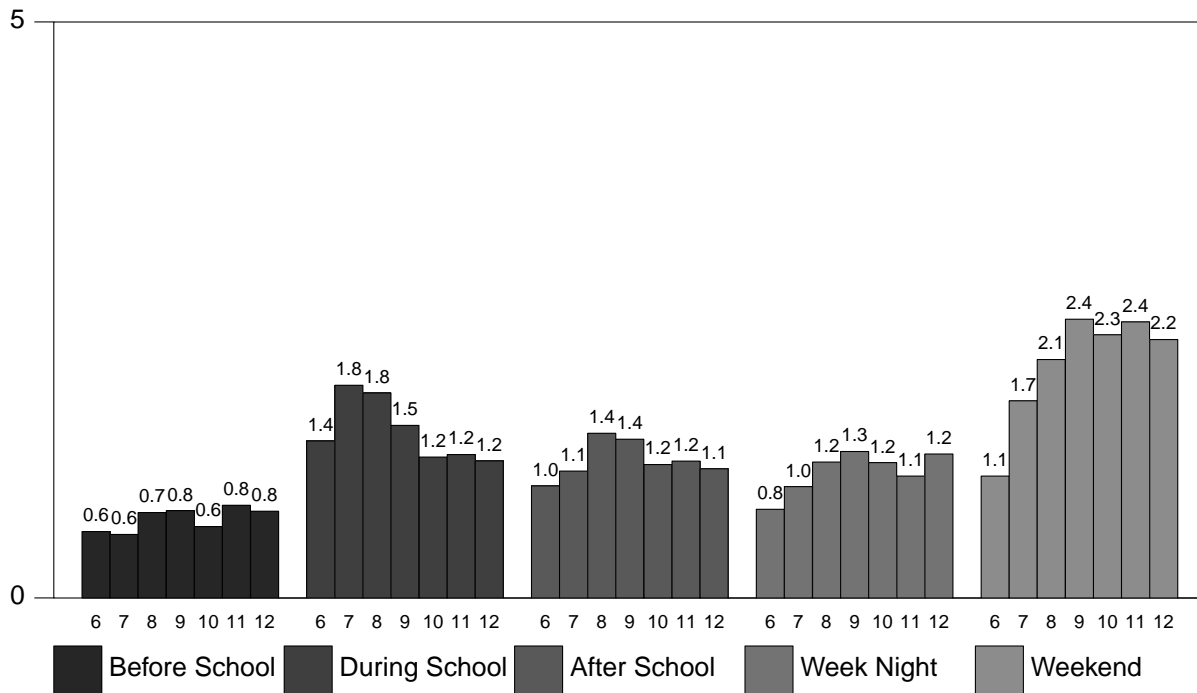
4.7 - When Do You Use Marijuana



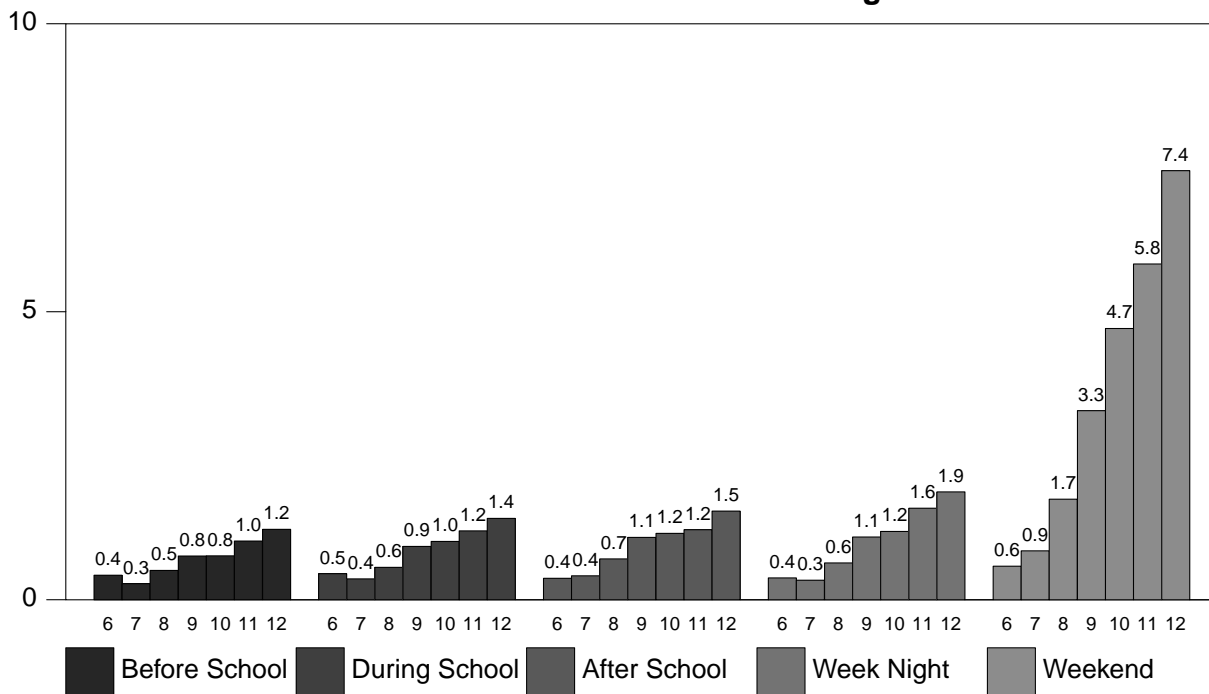
4.8 - When Do You Use Cocaine



4.9 - When Do You Use Inhalants

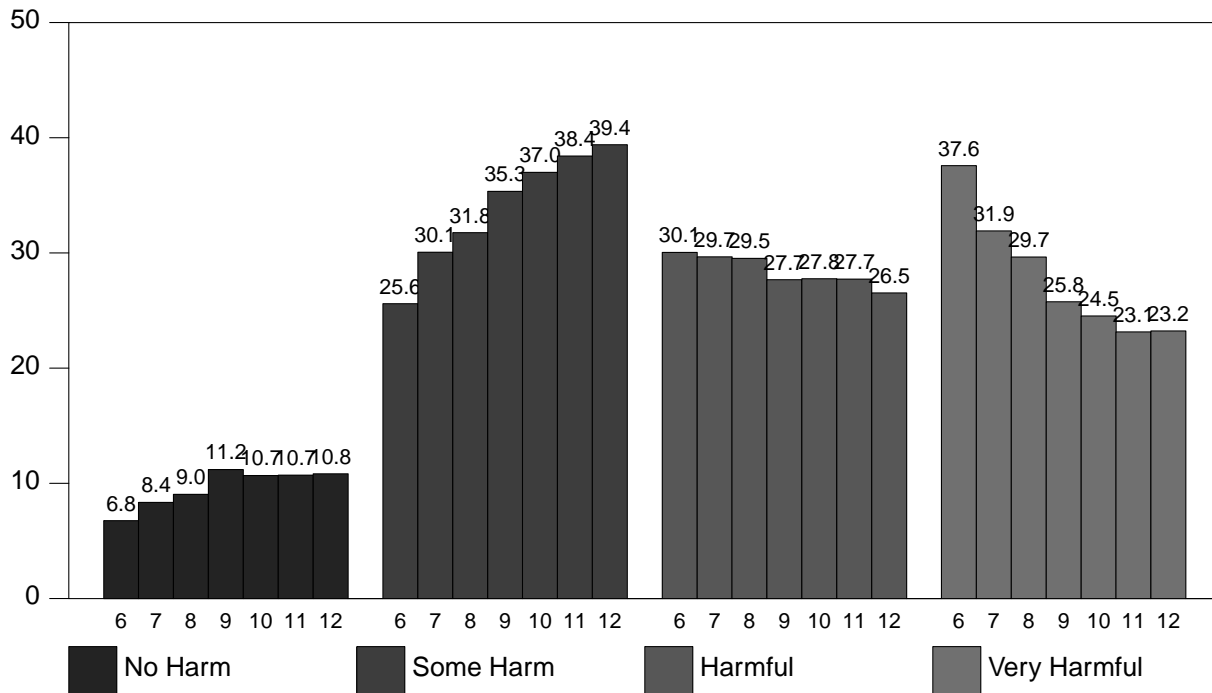


4.10 - When Do You Use Hallucinogens

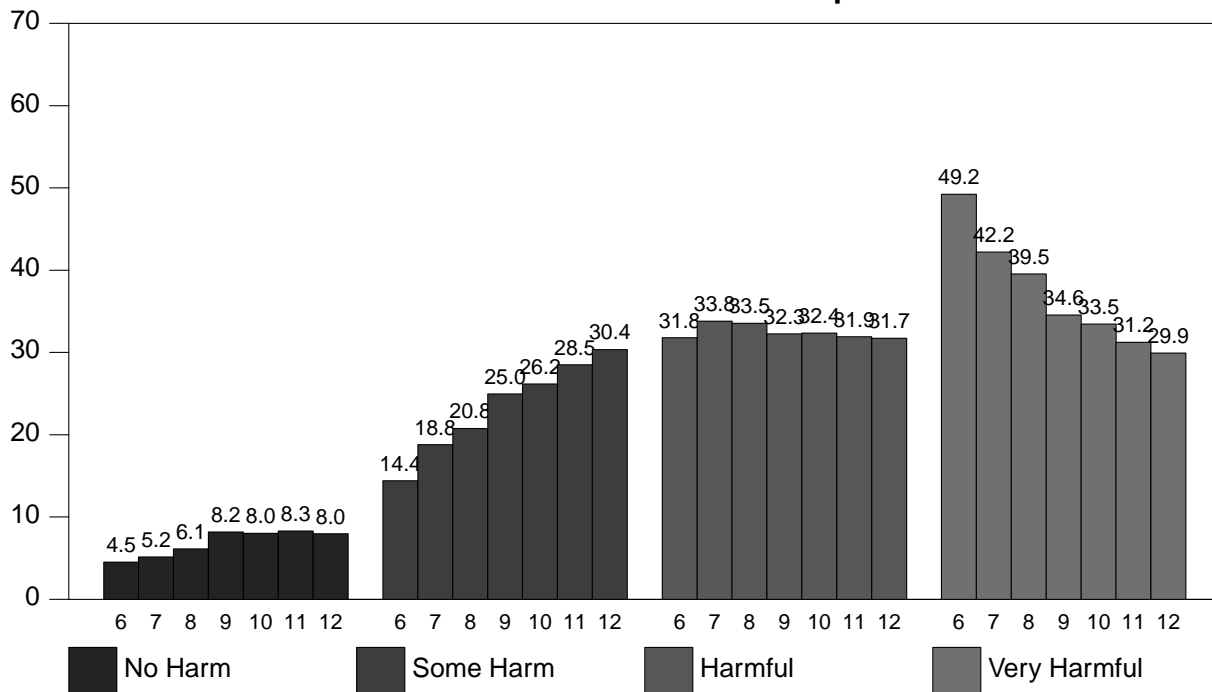


4.3. Harmful to Health

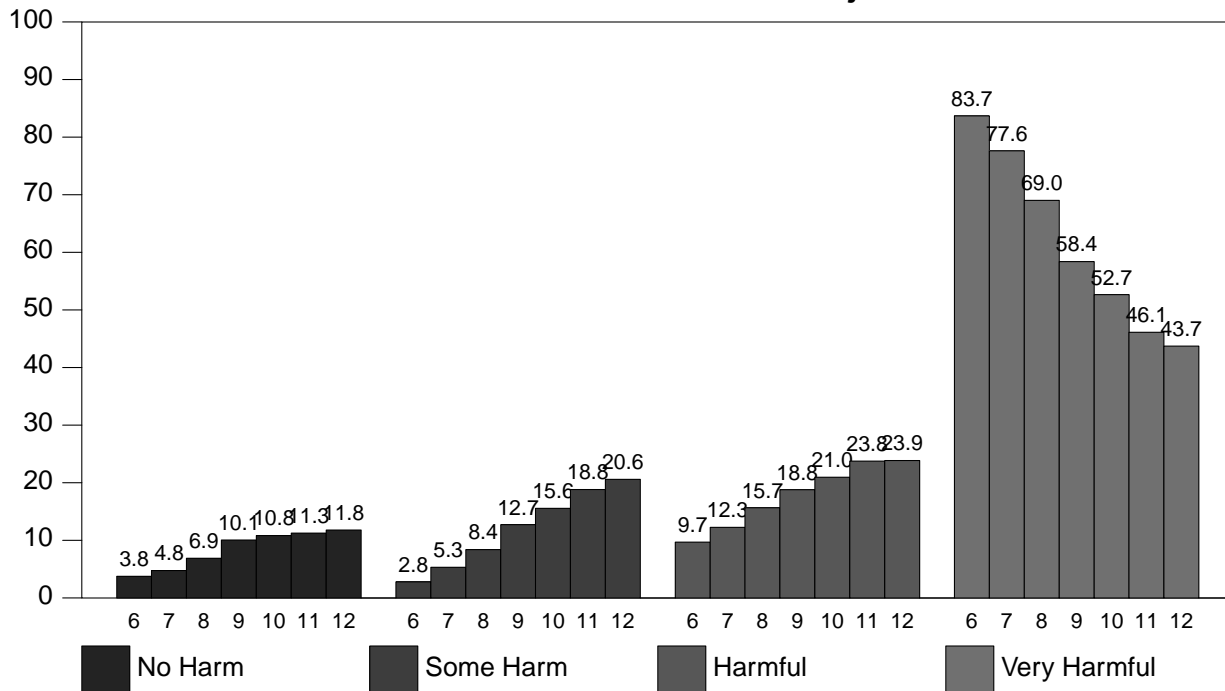
4.11 - Is It Harmful To Use Beer



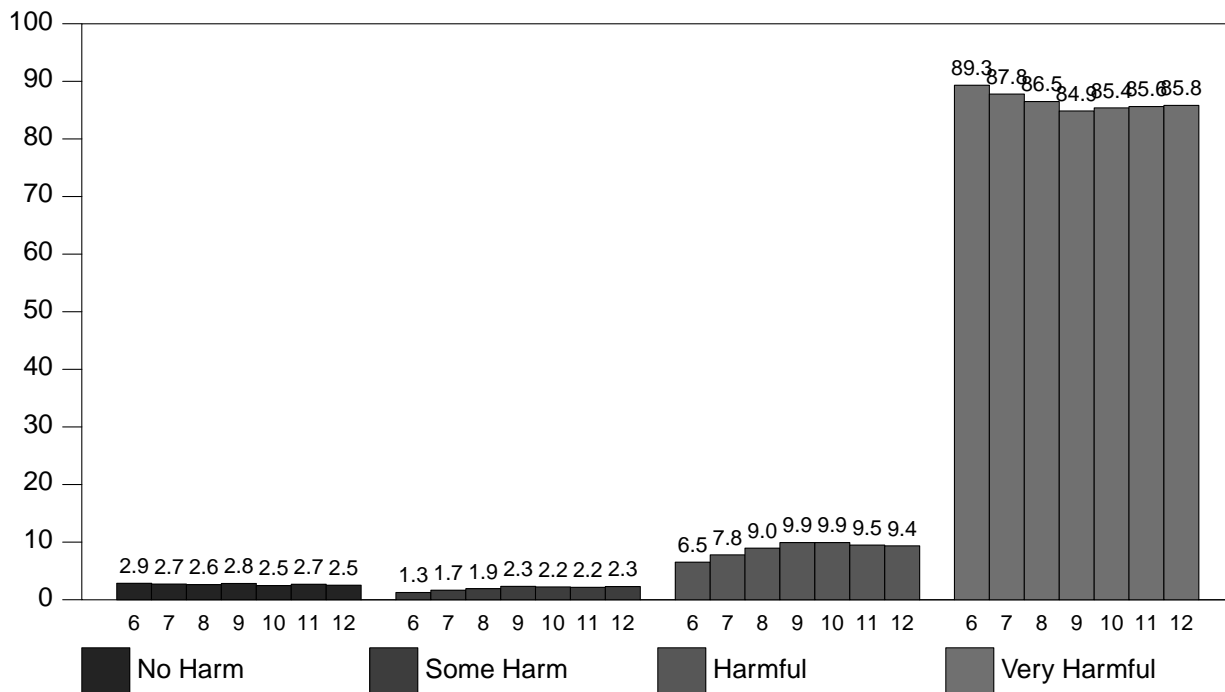
4.12 - Is It Harmful To Use Liquor



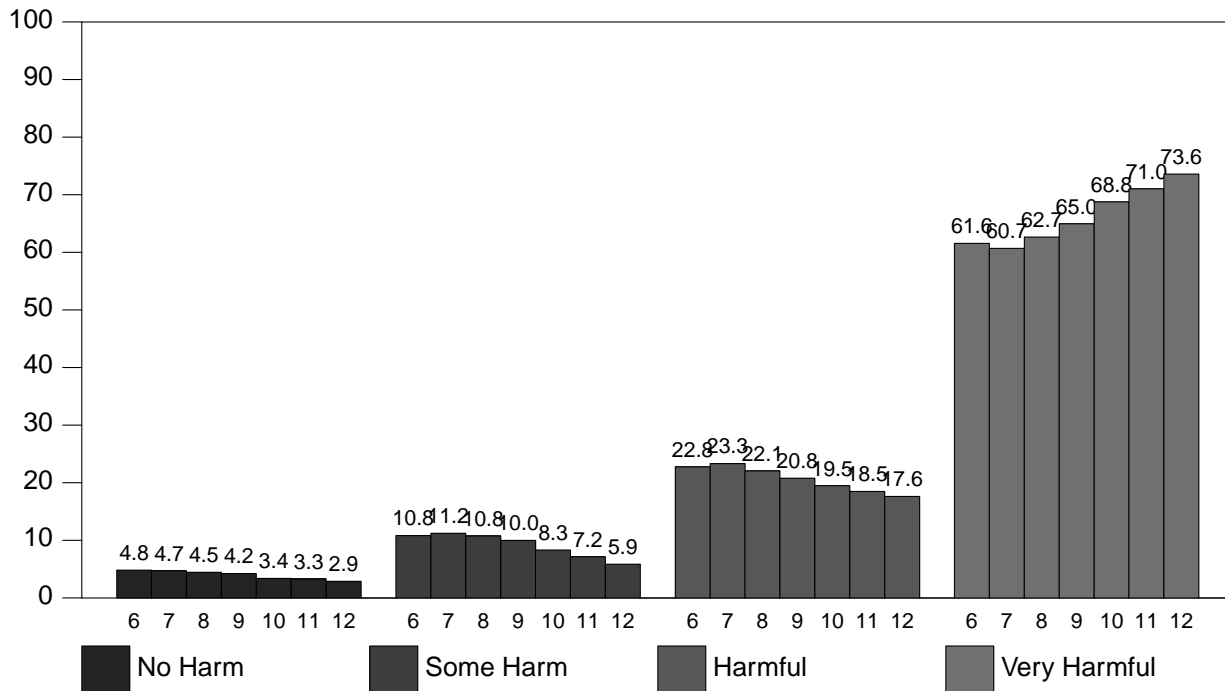
4.13 - Is It Harmful To Use Marijuana



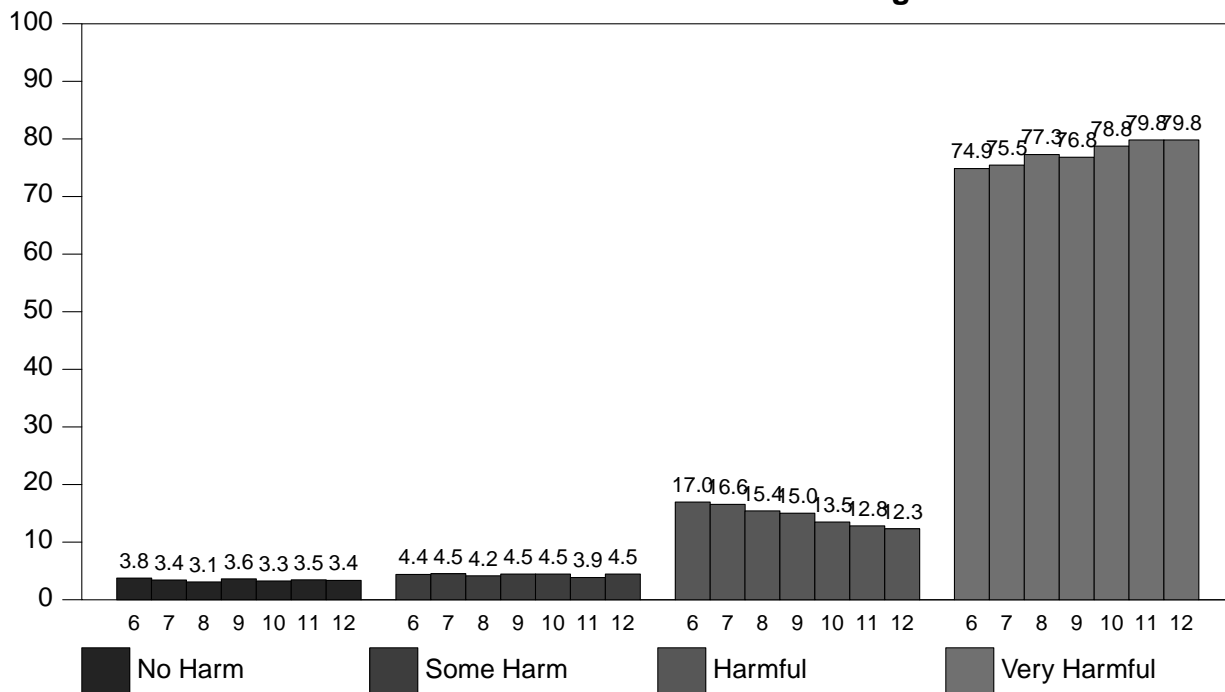
4.14 - Is It Harmful To Use Cocaine



4.15 - Is It Harmful To Use Inhalants

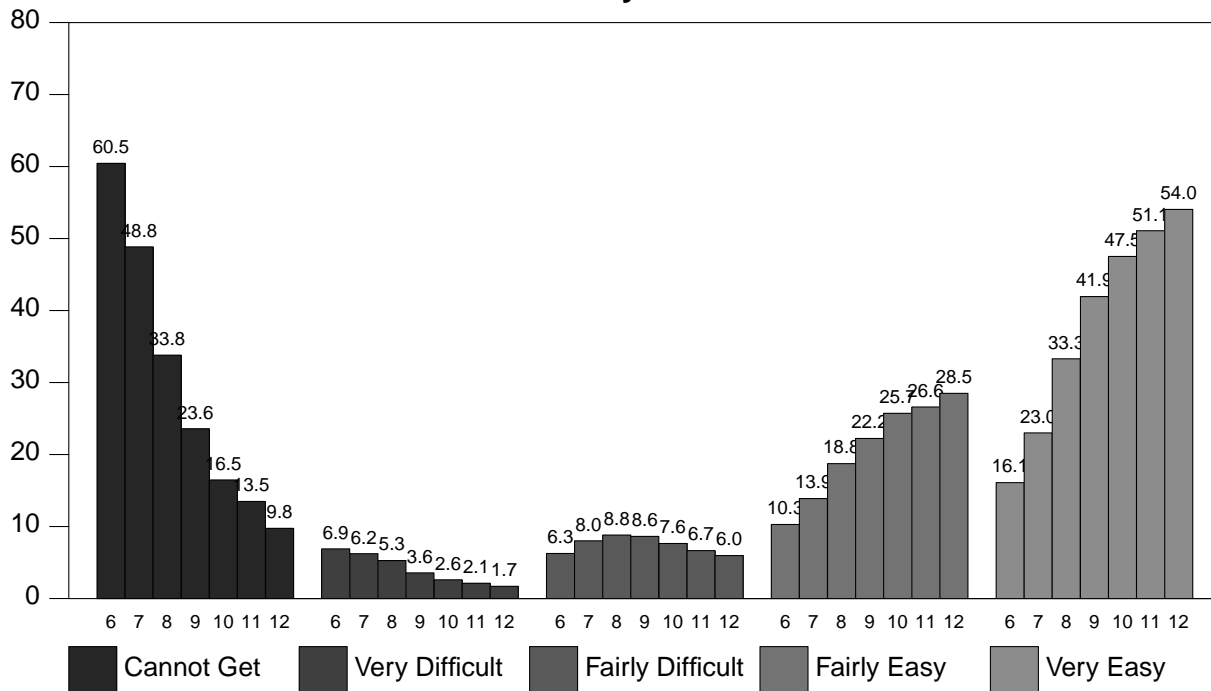


4.16 - Is It Harmful To Use Hallucinogens

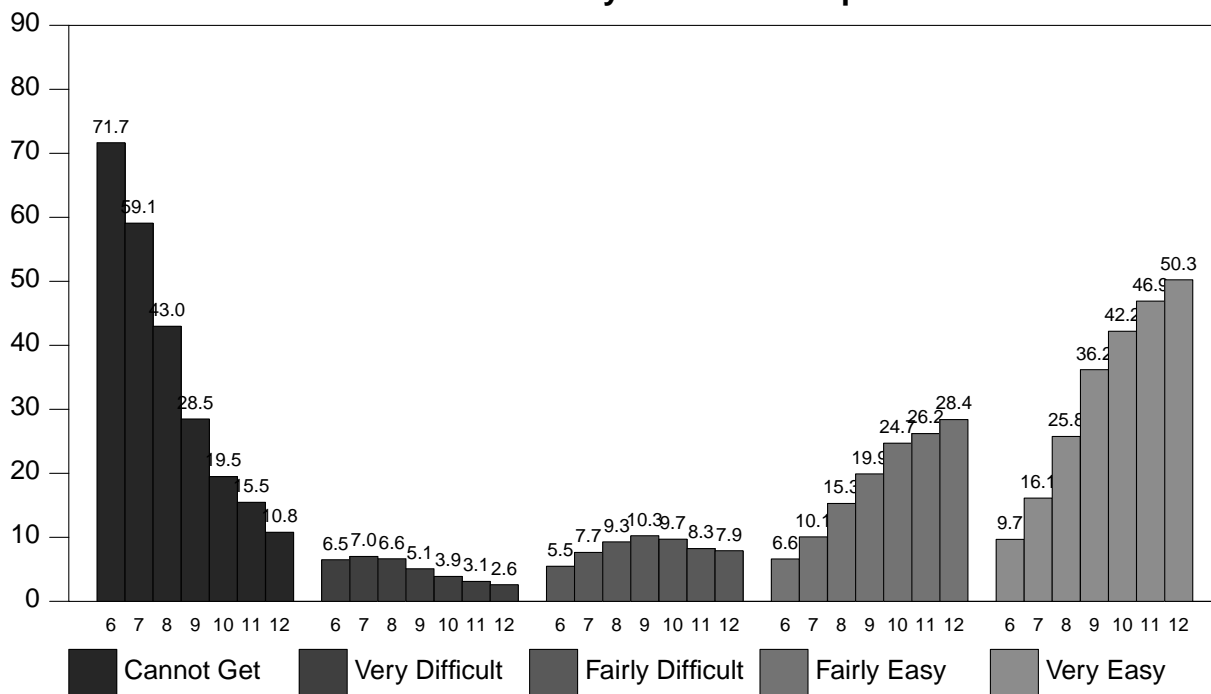


4.4. How Easy Is It To Get

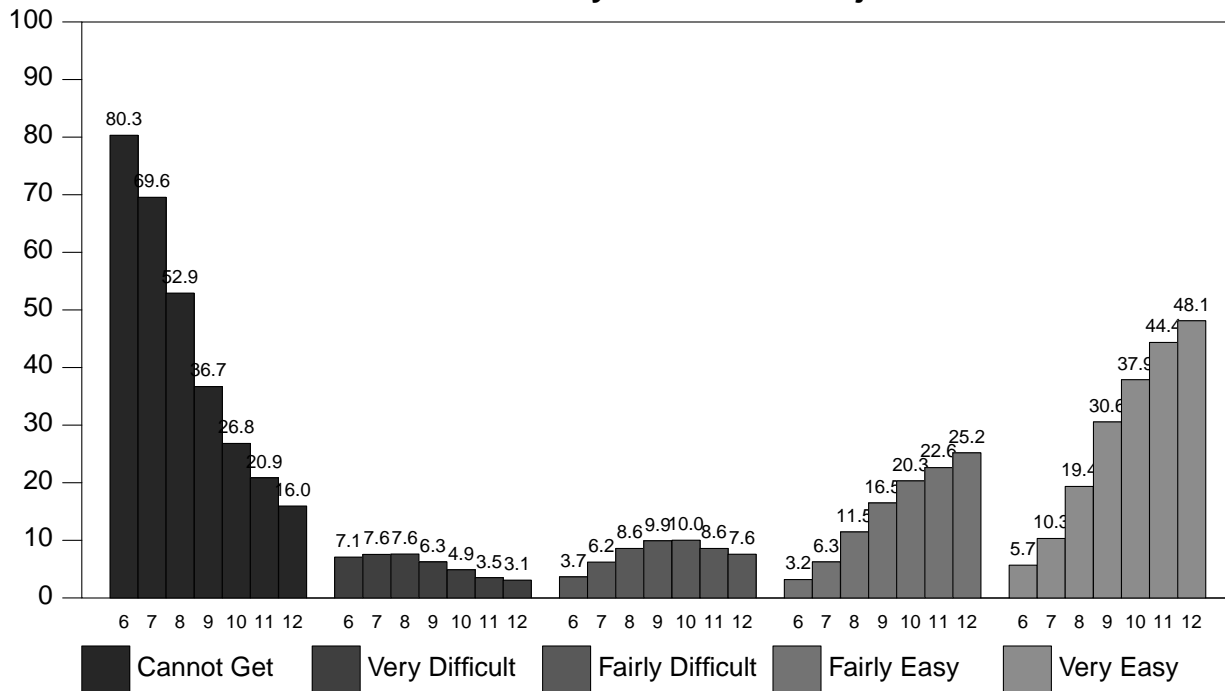
4.17 - How Easy Is It To Get Beer



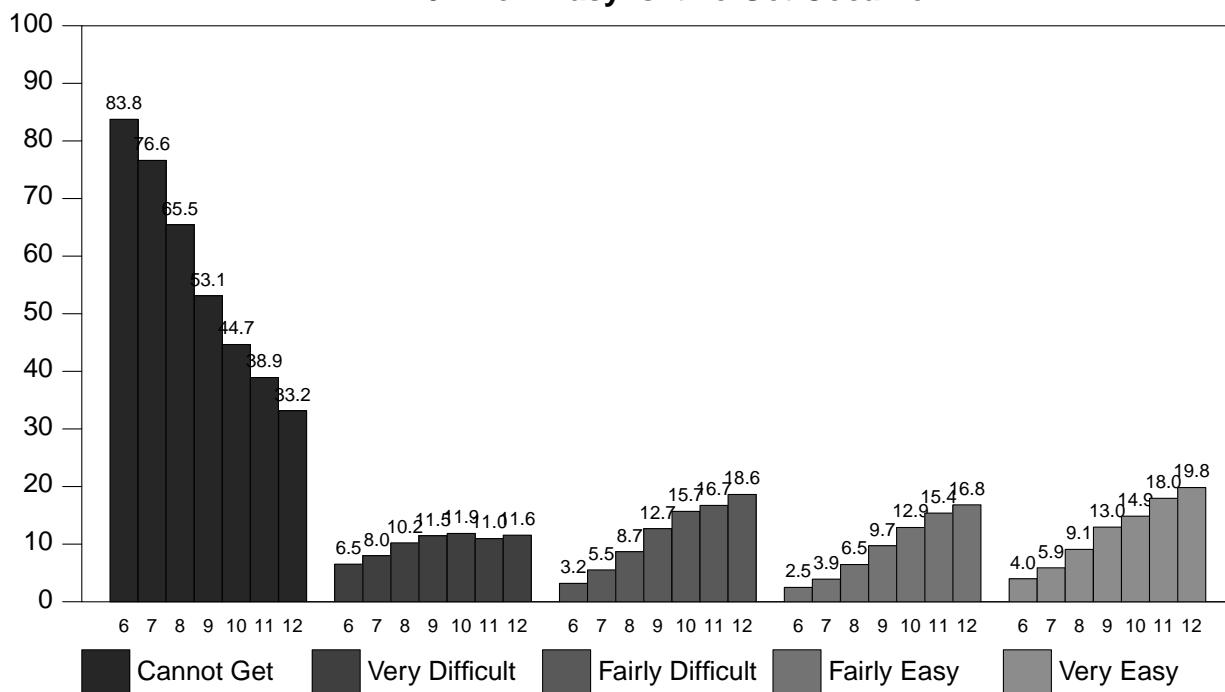
4.18 - How Easy Is It To Get Liquor



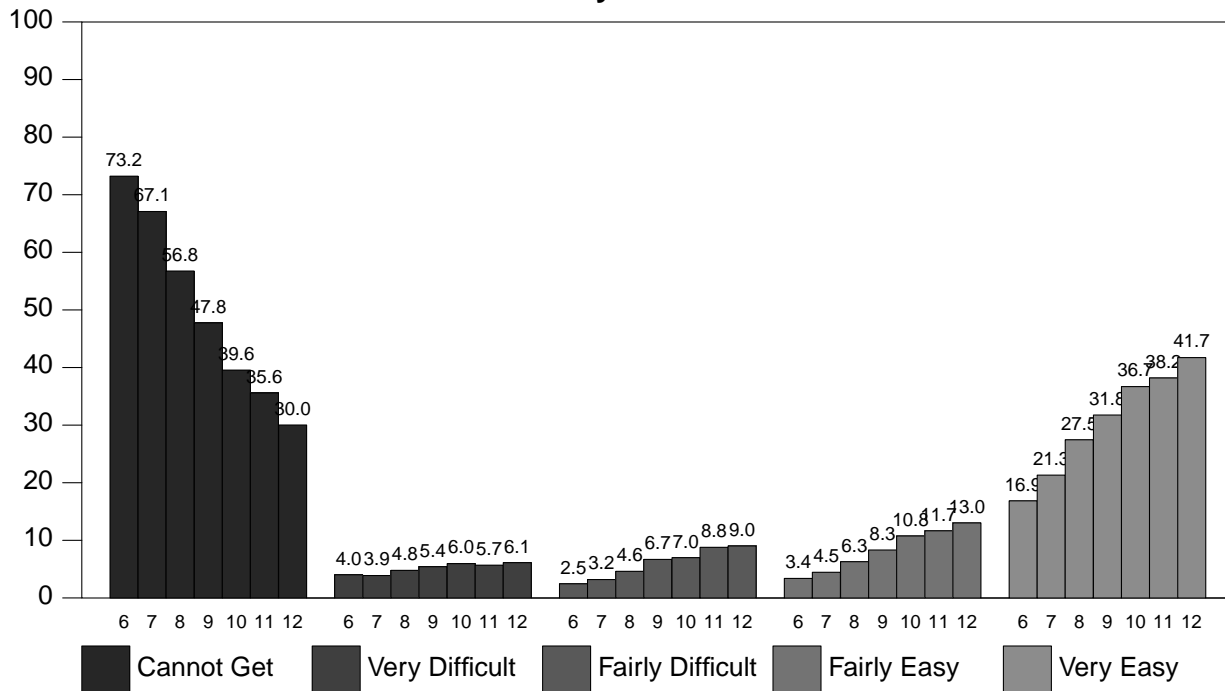
4.19 - How Easy Is It To Get Marijuana



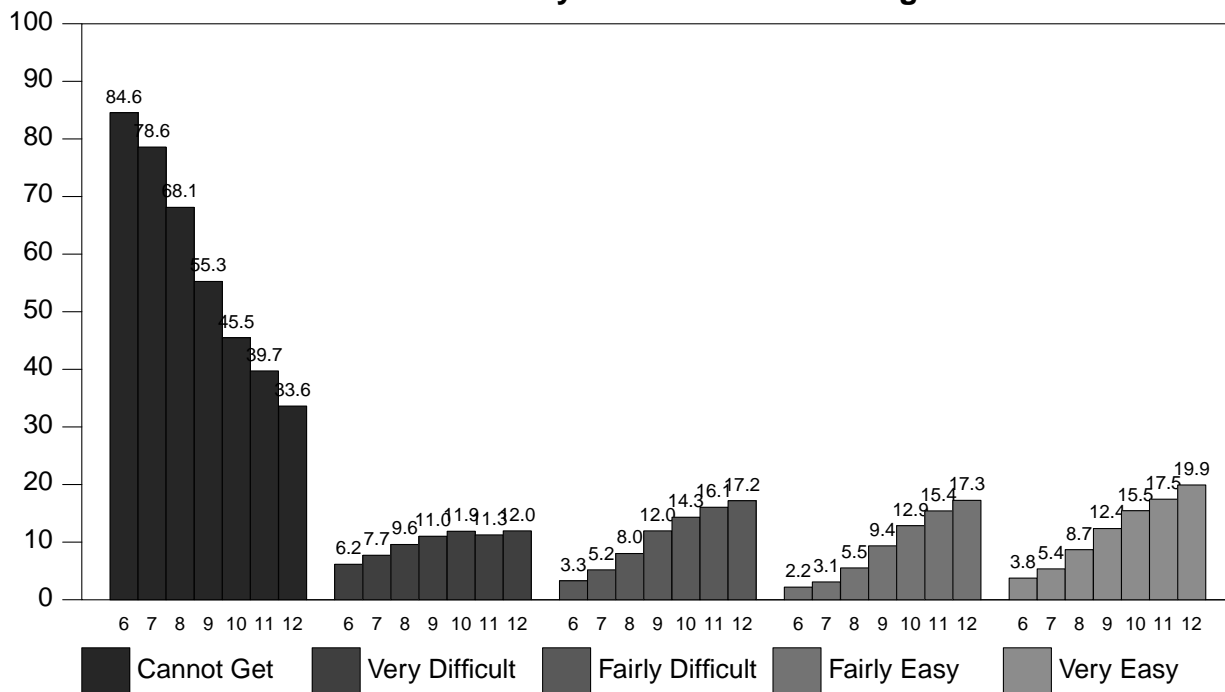
4.20 - How Easy Is It To Get Cocaine



4.21 - How Easy Is It To Get Inhalants



4.22 - How Easy Is It To Get Hallucinogens



CHAPTER 5

ADVANCED GRAPHICS

The following graphs will assist you in understanding the relationship of student behavior to alcohol and other drug usage. You are encouraged to make presentations to school faculty, parents, media, and other audiences in the community.

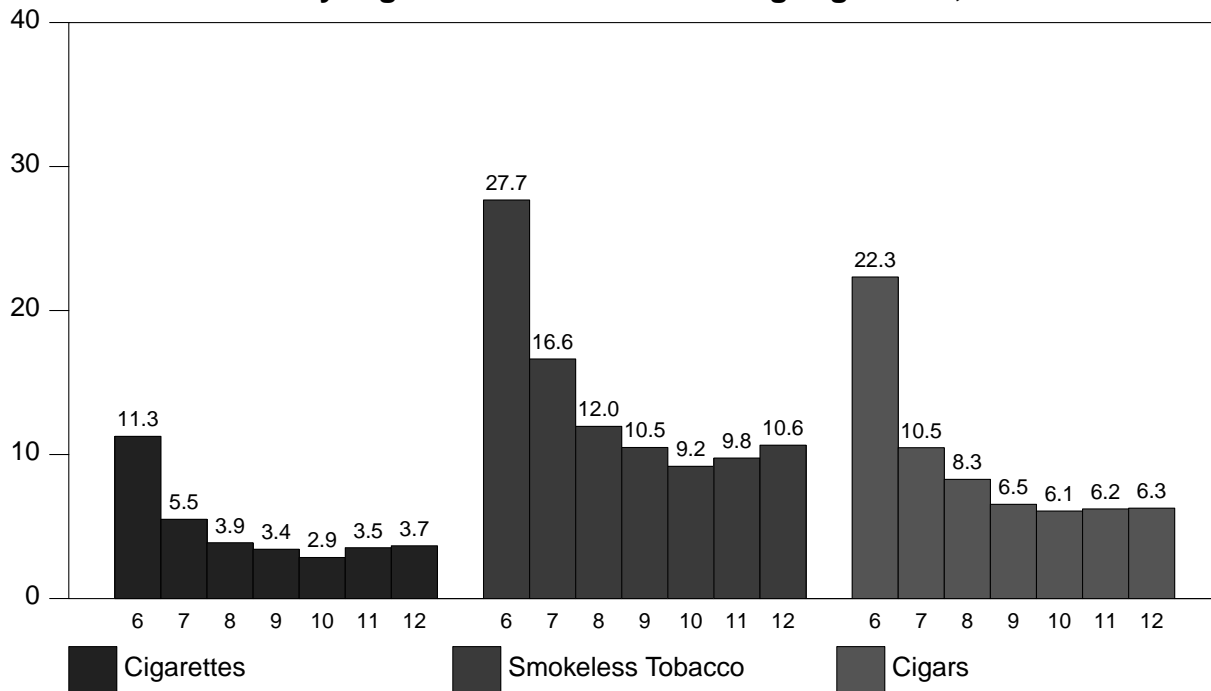
The graphs on effect of use present data on how intoxicated students become when they use particular drugs. These figures are calculated by looking at the question *What Effect Do You Most Often Get When You* The percentage is calculated as follows; Of those students who reported some use (i.e. all students whose response to the question was other than *Do Not Use*), the percentage of students who responded either *Very High* or *Bombed*. Typically, even though use of most illicit drugs may not seem very high, when they are used by students a high percentage of those students become very intoxicated. This would indicate that there is very little *casual* use of illicit drugs. Students tend to take these drugs in order to become intoxicated.

The graphs on frequency of use by sex present data on gateway and illicit drug use broken down by Male and Female students.

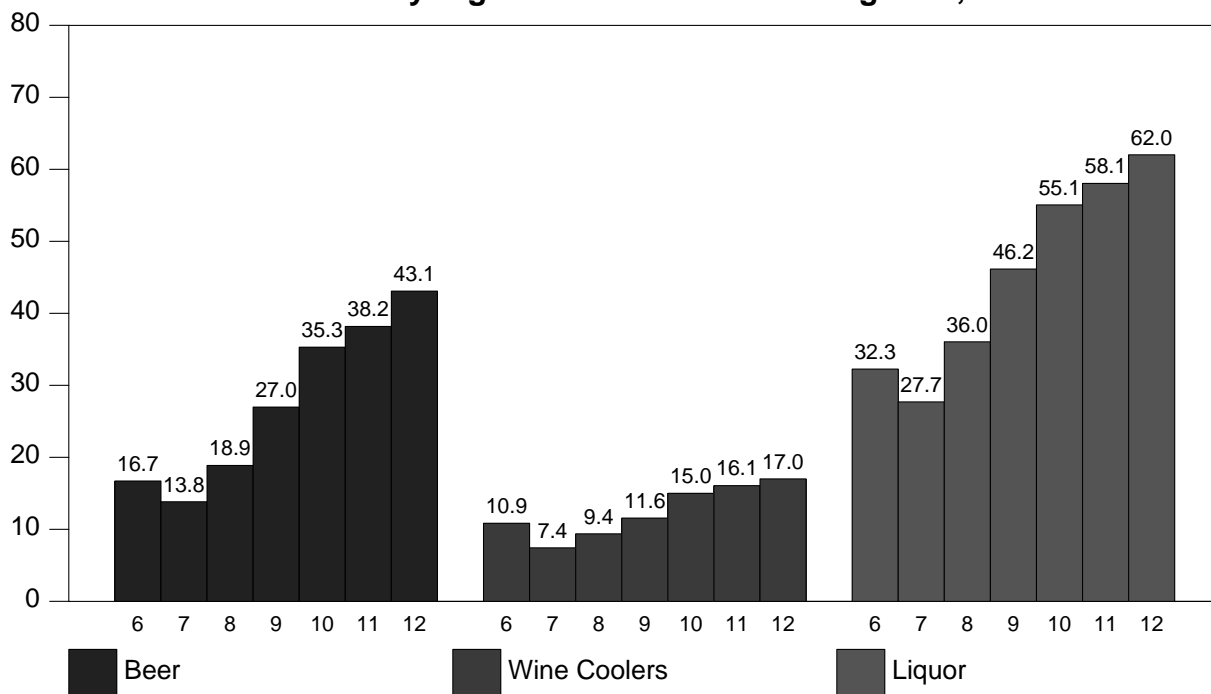
The graphs on illicit drug use by risk & protective factors show for each category of a risk or protective factor question the percentage of students who report using illicit drugs. For example, on the question of taking part in school activities, if the bar labeled NEVER was 40%, this means that of those students who responded NEVER to the question 40% reported using an illicit drug.

5.1. Effect of Use By Students Who Use Drugs

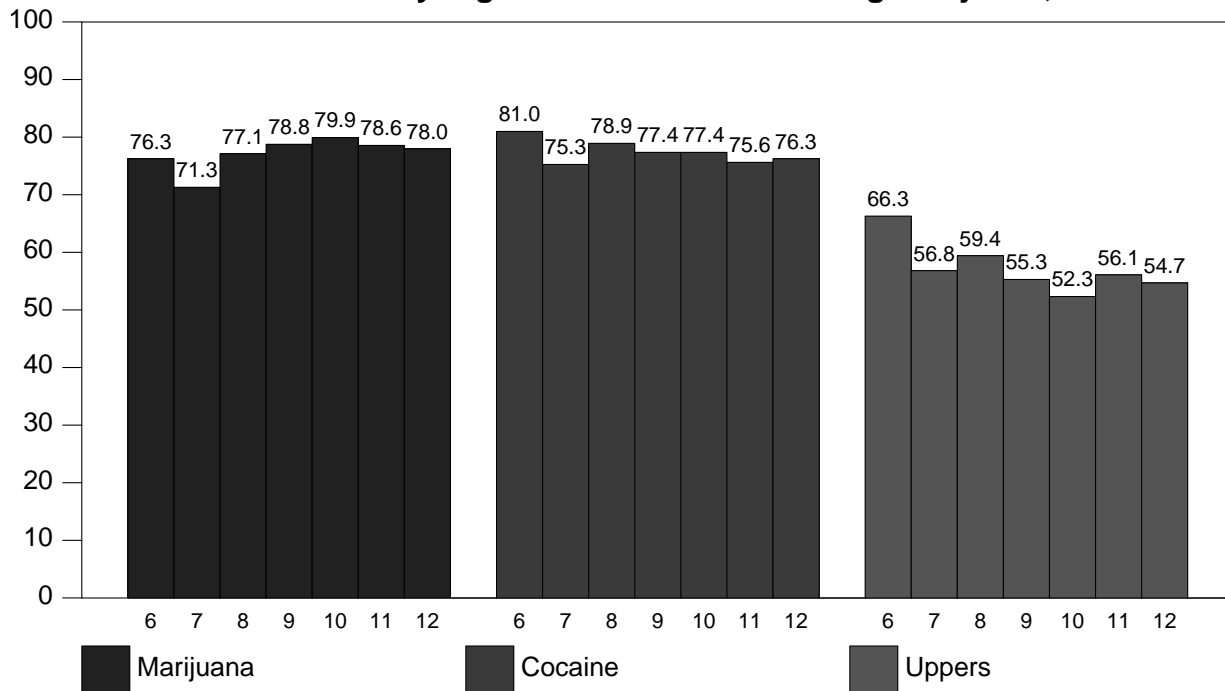
5.1 - % Students Who Get Very High or Bomed When Using Cigarettes, Smokeless Tobacco & Cigars



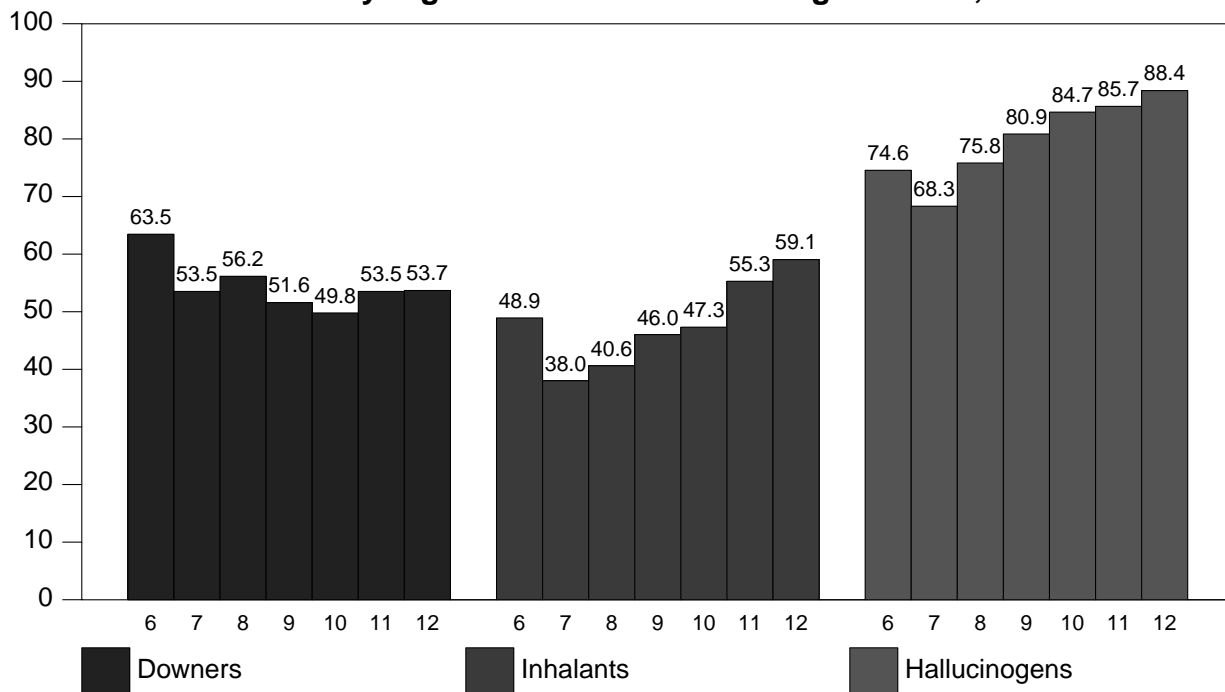
5.2 - % Students Who Get Very High or Bomed When Using Beer, Wine Coolers or Liquor



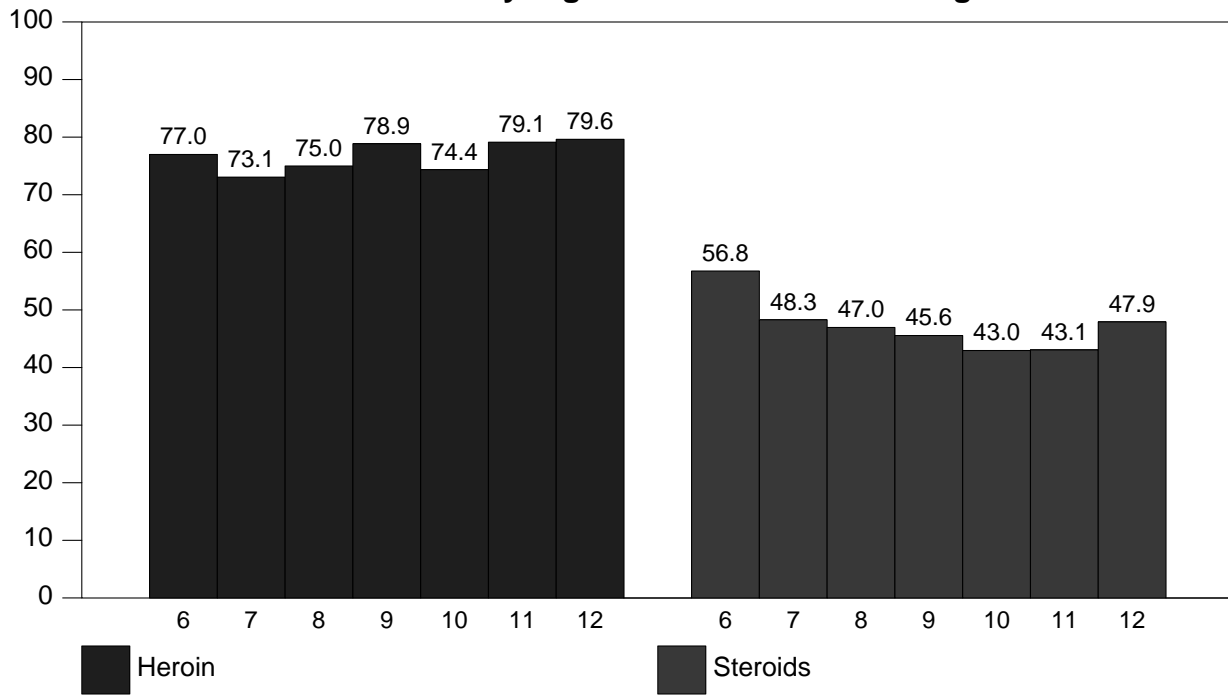
5.3 - % Students Who Get Very High or Bomed When Using Marijuana, Cocaine or Uppers



5.4 - % Students Who Get Very High or Bomed When Using Downers, Inhalants or Hallucinogens

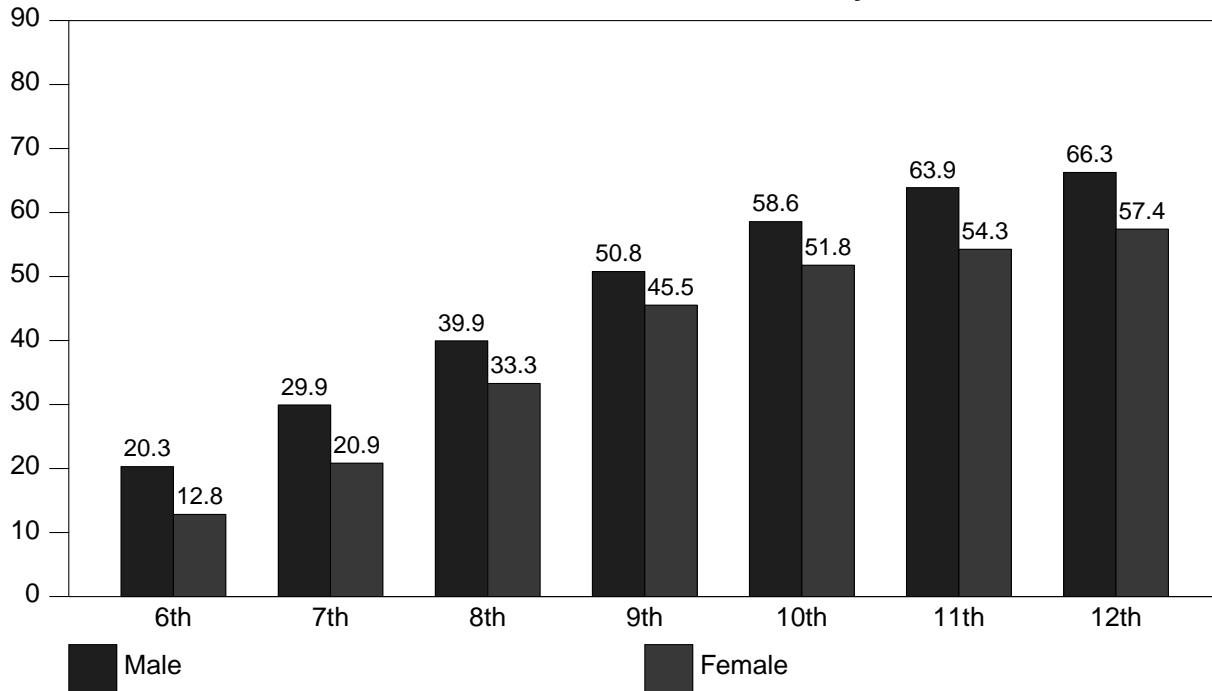


5.5 - % Students Who Get Very High or Bomed When Using Heroin or Steroids

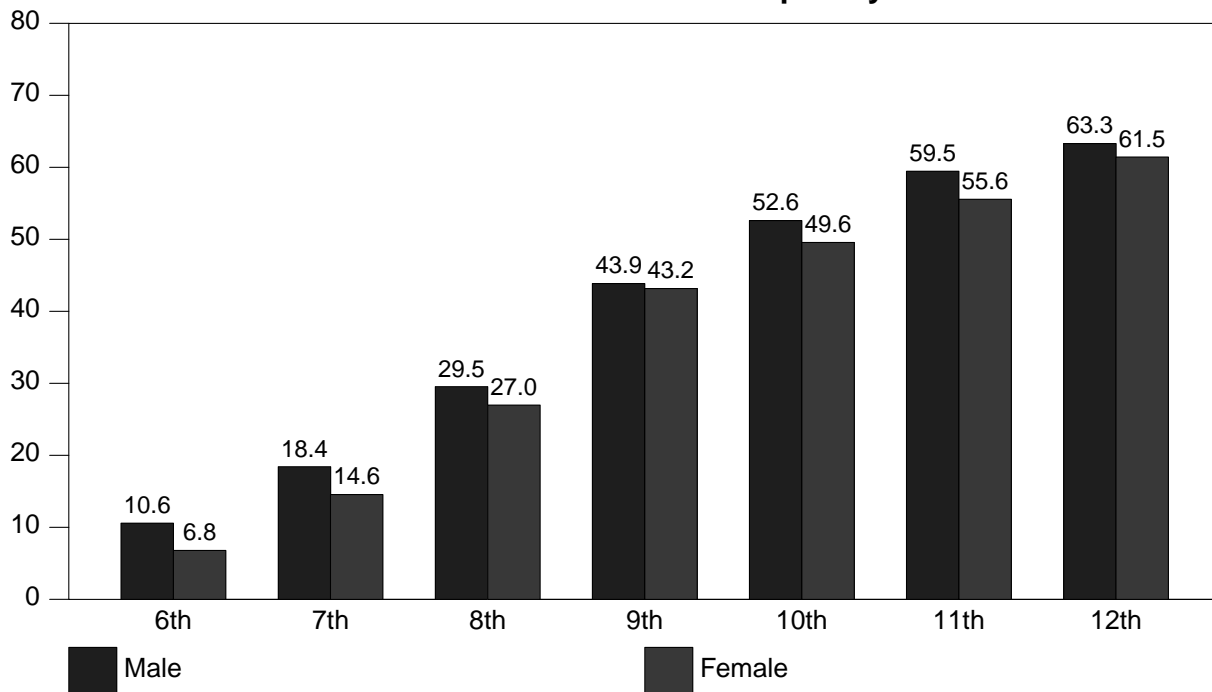


5.2. Frequency of Use by Sex

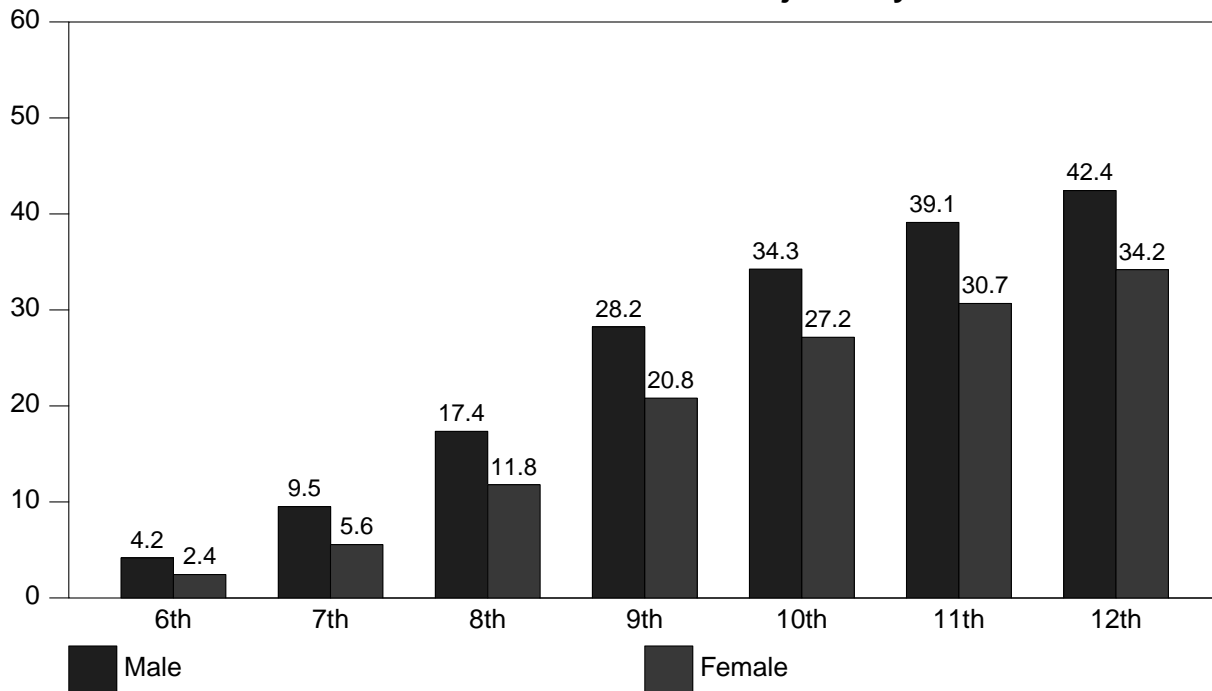
5.6 - % Students Who Use Beer by Sex



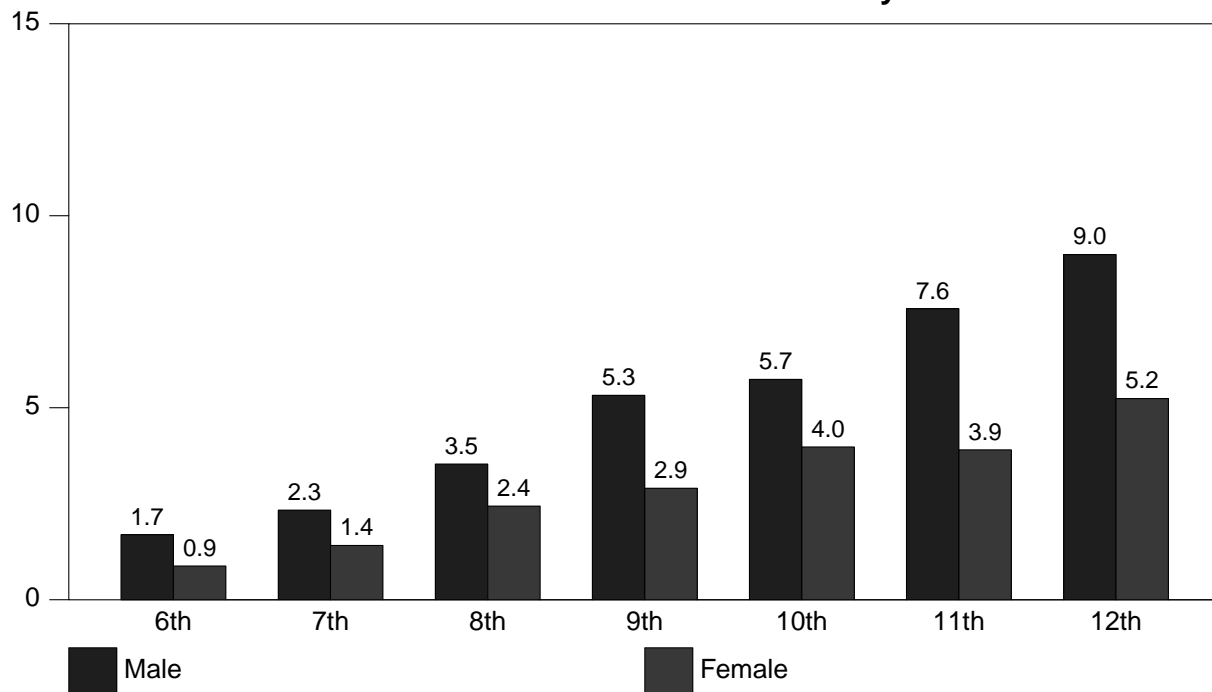
5.7 - % Students Who Use Liquor by Sex



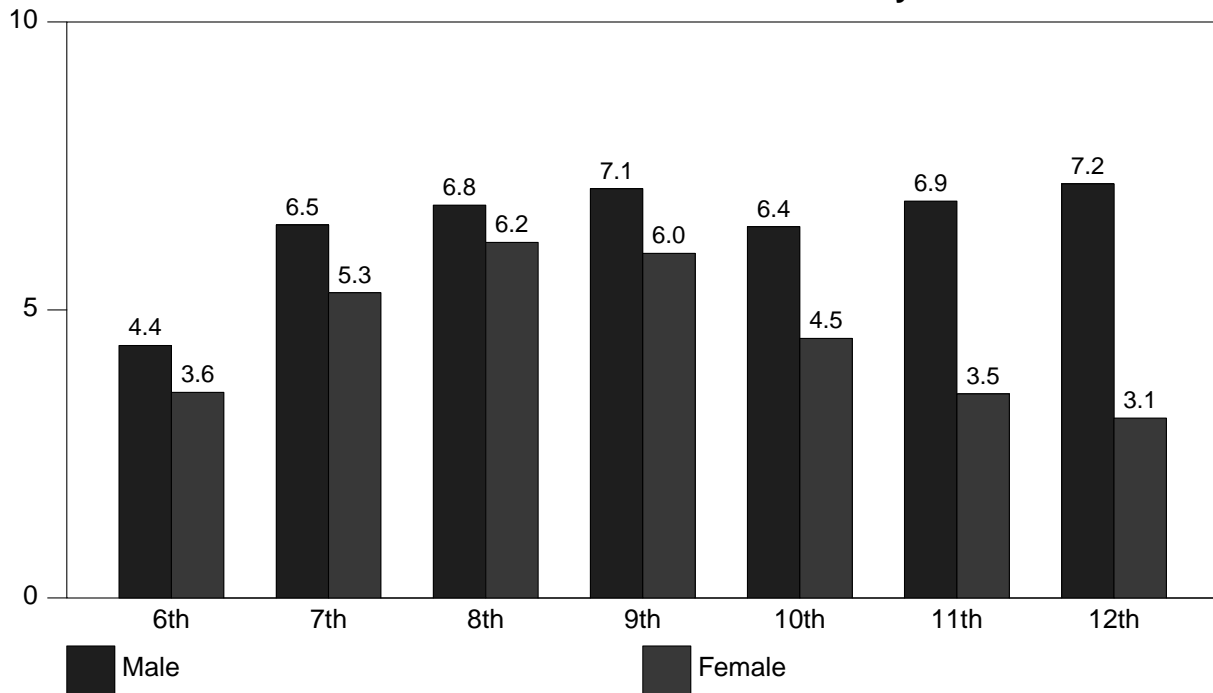
5.8 - % Students Who Use Marijuana by Sex



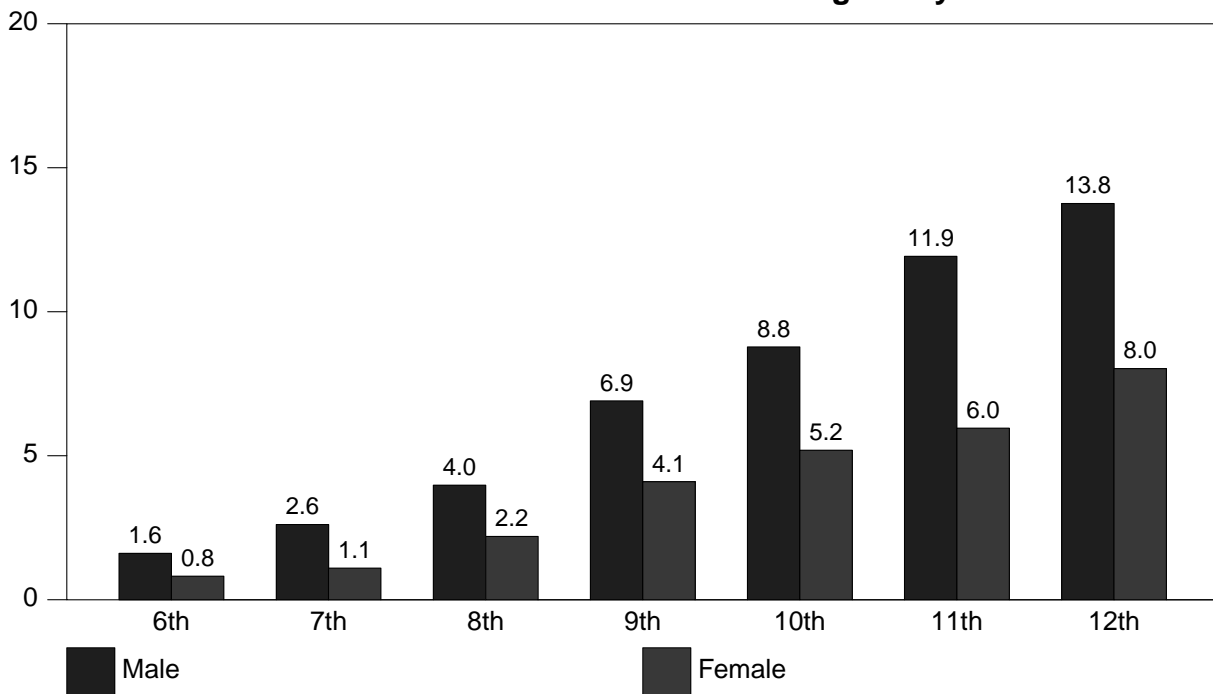
5.9 - % Students Who Use Cocaine by Sex



5.10 - % Students Who Use Inhalants by Sex

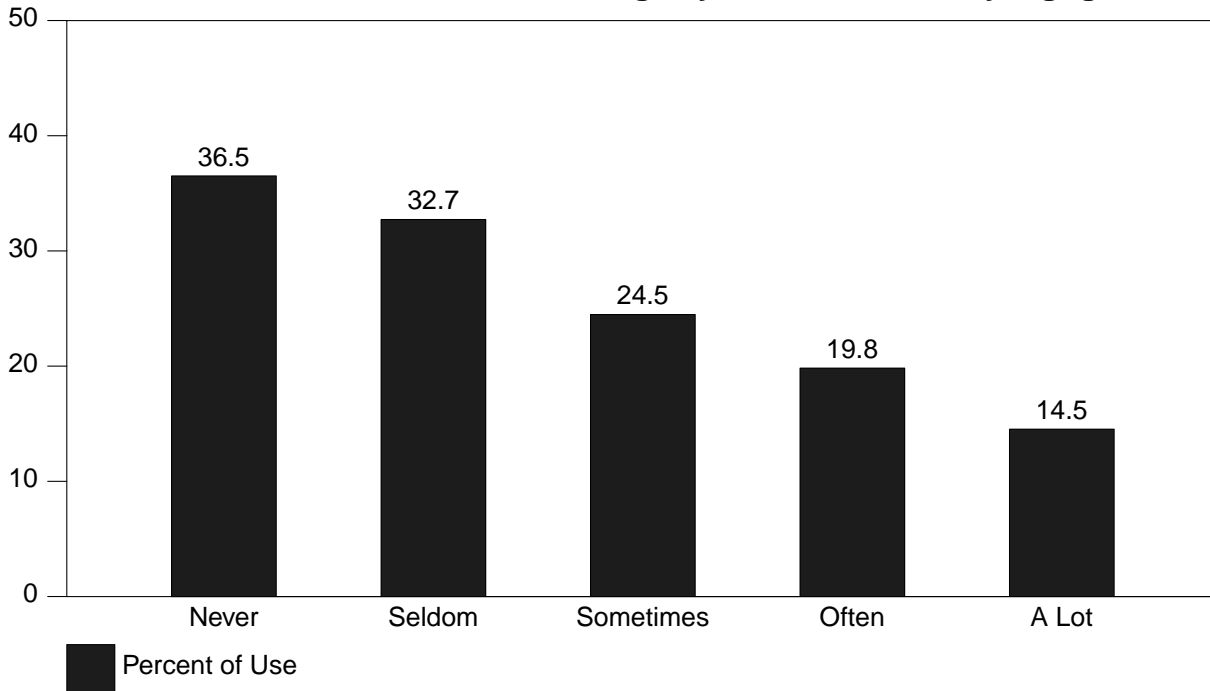


5.11 - % Students Who Use Hallucinogens by Sex

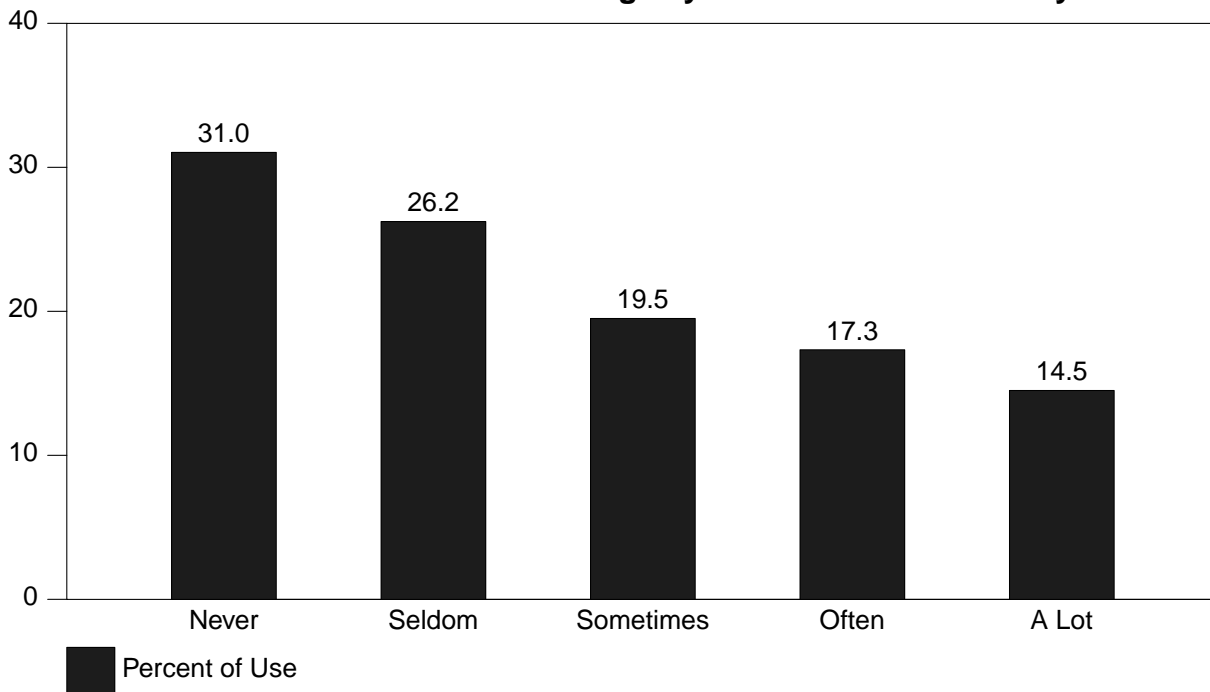


5.3. Illicit Drug Use by Risk & Protective Factors

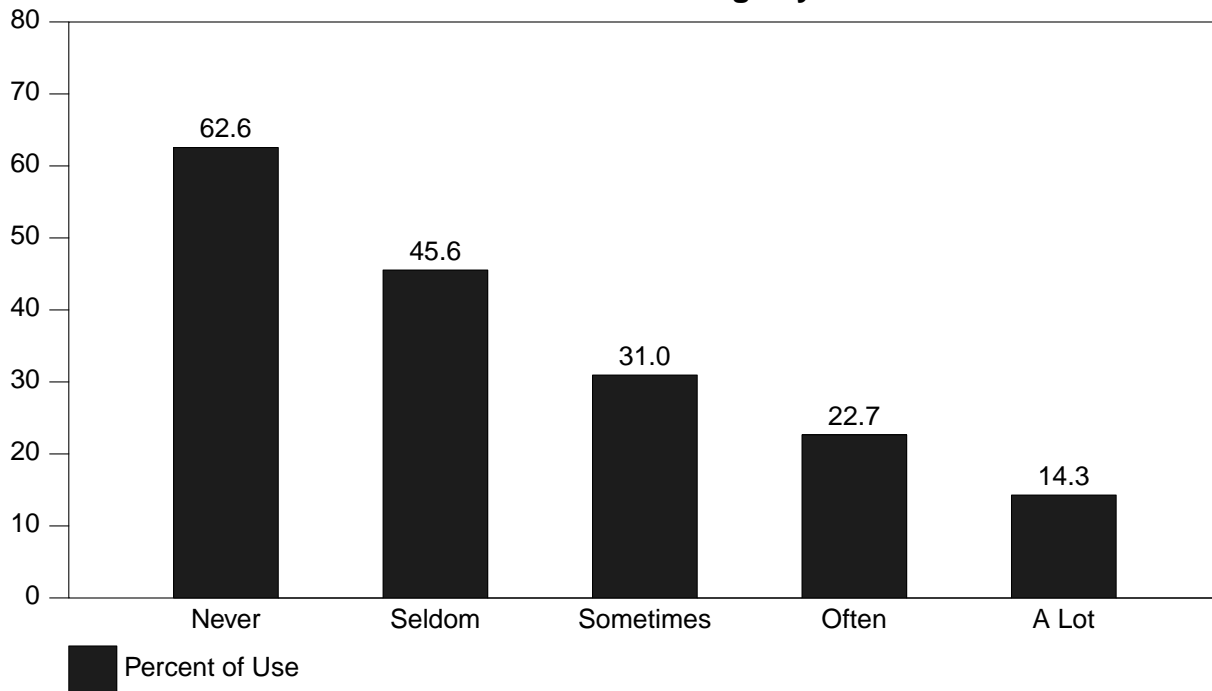
5.12 - % Students Who Use Illicit Drugs by Attend Church, Synagogue, etc.



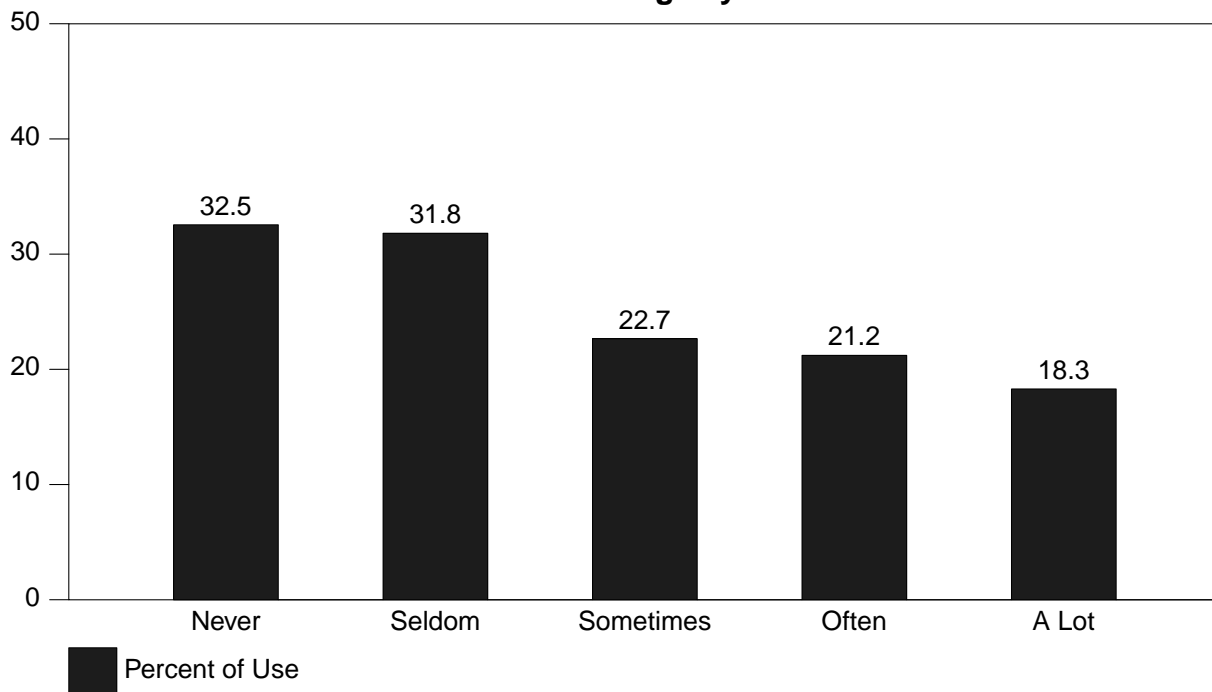
5.13 - % Students Who Use Illicit Drugs by Take Part in Community Activities



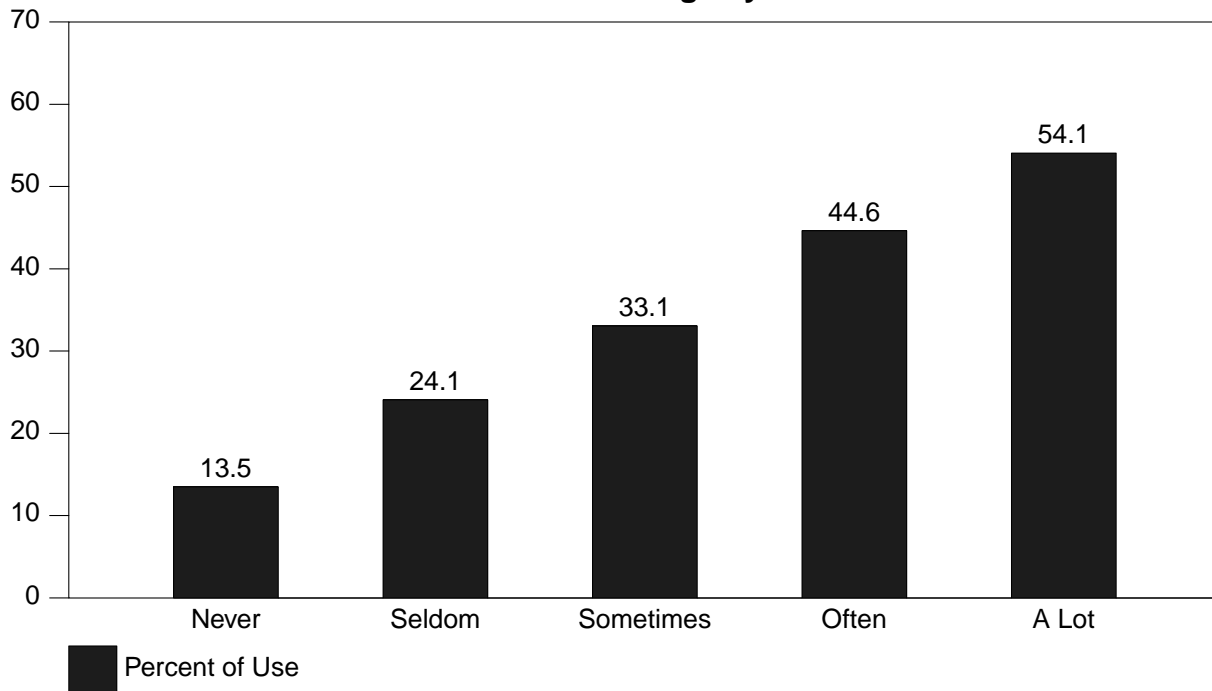
5.14 - % Students Who Use Illicit Drugs by Make Good Grades



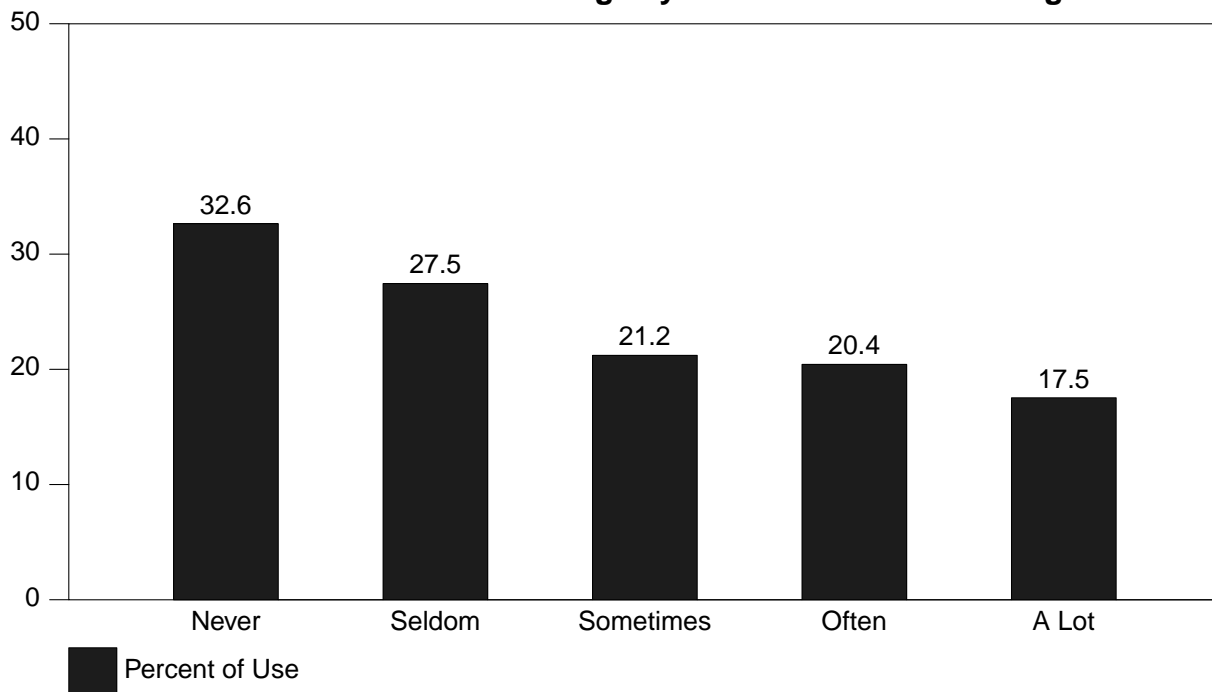
5.15 - % Students Who Use Illicit Drugs by Take Part in School Activities



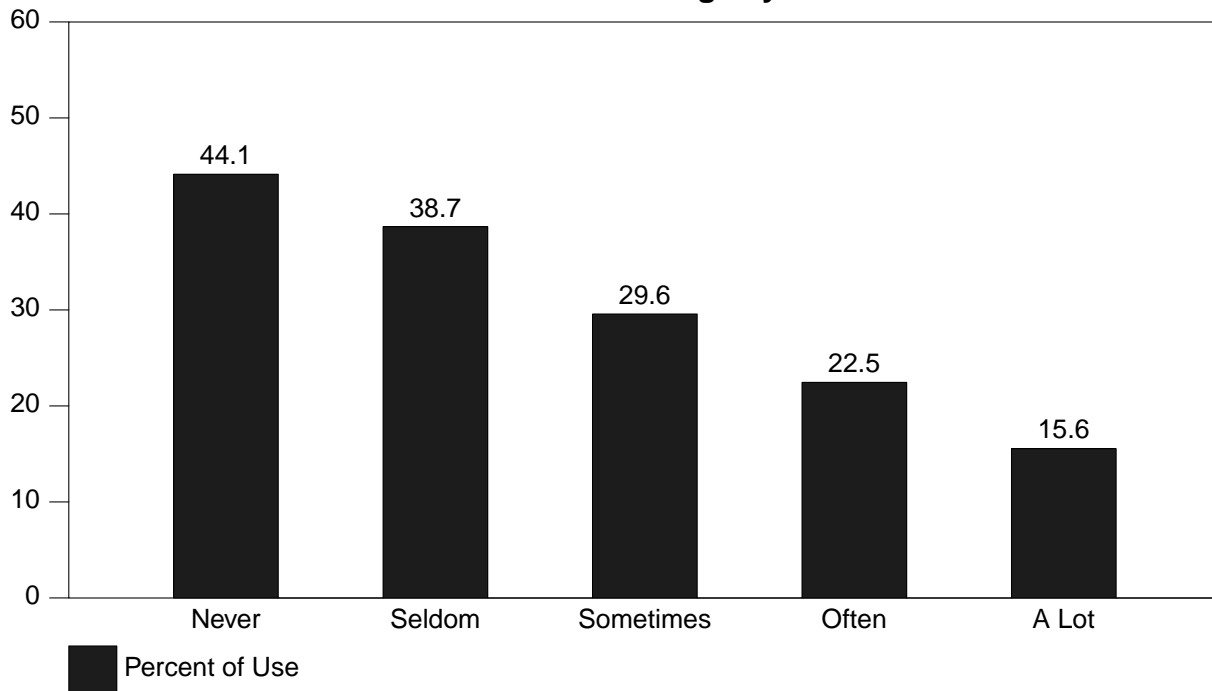
5.16 - % Students Who Use Illicit Drugs by Get Into Trouble at School



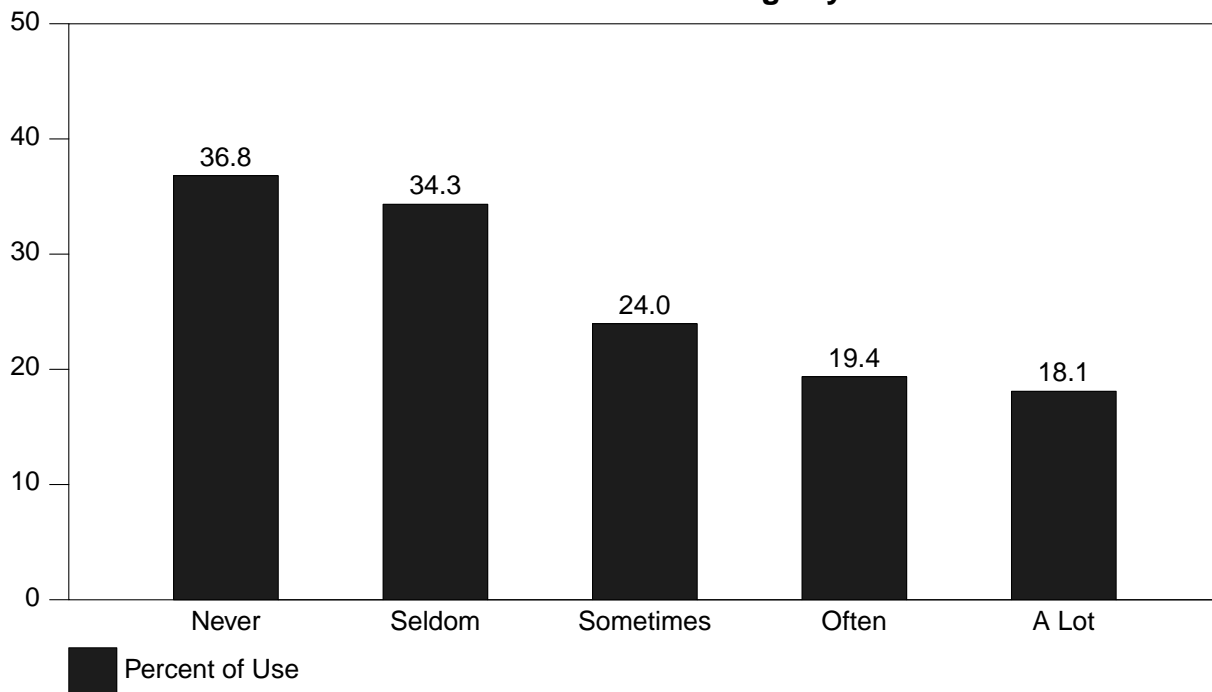
5.17 - % Students Who Use Illicit Drugs by Parents Talk About Dangers of Drugs



5.18 - % Students Who Use Illicit Drugs by Parents Set Clear Rules



5.19 - % Students Who Use Illicit Drugs by Parents Punish



CHAPTER 6

PERCENTAGE TABLES

This chapter contains your school survey results in tabular form. Each table corresponds to an item on the questionnaire. The tables contain percentage data by grade level, *Junior High* (grades 6 through 8), *Senior High* (grades 9 through 12), and *Total*. The *N of Valid* column contains the number of students responding to the item and the *N of Missing* column contains the number of students not responding to the item. The remaining columns contain the percentages of students responding to the particular response categories.

The percentage tables of the report appear in the same order as corresponding questions on the questionnaire. The Table of Contents contains the percentage tables by section and gives the page number where each section is located. The List of Tables contains the location of each individual table.

The last section of tables presents the frequency of drug use *How Often Do You Use* data with the categories *collapsed* as follows:

Daily Use — Every Day
Weekly Use — Once/Week + 3 Times/Week + Every Day
Monthly Use — Once/Month + Twice Month + Once/Week +
3 Times/Week + Every Day
Annual Use — Once/Year + 6 Times/Year + Once/Month + Twice Month +
Once/Week + 3 Times/Week + Every Day

Three additional drug use categories have been created for the question *How Often Do You Use* by combining the existing data. A *Tobacco Use* category was created by looking at the responses on each questionnaire on the tobacco categories and taking the highest value as the value for *Tobacco Use*. *Alcohol Use* category was created by looking at the responses on each questionnaire on the alcohol categories. The category of *Illicit Drug Use* was created in the same way by looking at the illicit drug categories. Therefore, the *Tobacco Use* category represents any tobacco use regardless of the type of tobacco, the *Alcohol Use* category represents any alcohol use regardless of the type of alcohol and the *Illicit Drug Use* category represents any illicit drug use regardless of the type of drug.

6.1. Personal & Family Information

6.1 - Ethnic Origin

<i>Grade Level</i>	<i>N of Valid</i>	<i>N of Miss</i>	<i>White</i>	<i>African American</i>	<i>Hispanic Latino</i>	<i>Asian PacIsIndr</i>	<i>Native American</i>	<i>Mixed Origin</i>
6th	18369	333	61.0	20.6	9.0	1.9	1.3	6.2
7th	16705	351	62.7	17.9	11.0	2.1	0.9	5.4
8th	22984	501	67.7	15.7	8.5	2.3	0.8	4.9
9th	15609	346	71.9	15.4	4.7	2.4	0.7	4.9
10th	16430	326	77.8	10.6	3.8	2.7	0.8	4.3
11th	10434	250	75.4	12.1	4.5	3.0	0.8	4.2
12th	11446	234	77.3	11.0	4.4	3.0	0.6	3.6
JrHs	58058	1185	64.2	17.9	9.4	2.1	1.0	5.5
SrHS	53919	1156	75.5	12.4	4.3	2.7	0.7	4.3
Total	111977	2341	69.6	15.2	6.9	2.4	0.9	4.9

6.2 - Sex

<i>Grade Level</i>	<i>N of Valid</i>	<i>N of Miss</i>	<i>Male</i>	<i>Female</i>
6th	17888	814	49.3	50.7
7th	16101	955	49.4	50.6
8th	22008	1477	49.6	50.4
9th	14879	1076	48.9	51.1
10th	15530	1226	47.9	52.1
11th	9884	800	47.5	52.5
12th	10736	944	47.2	52.8
JrHs	55997	3246	49.4	50.6
SrHS	51029	4046	48.0	52.0
Total	107026	7292	48.7	51.3

6.3 - Age

<i>Grade Level</i>	<i>N of Valid</i>	<i>N of Miss</i>	-10	11	12	13	14	15	16	17	18	19+
6th	18638	64	0.5	37.1	53.5	7.8	0.6	0.1	0.1	0.0	0.0	0.3
7th	16972	84	0.0	0.5	41.1	49.7	7.6	0.9	0.1	0.0	0.0	0.1
8th	23342	143	0.0	0.0	0.4	38.8	52.3	7.5	0.7	0.0	0.0	0.1
9th	15868	87	0.0	0.0	0.0	0.5	43.4	47.4	7.6	0.7	0.1	0.2
10th	16697	59	0.0	0.0	0.0	0.0	0.5	41.4	50.8	6.5	0.5	0.2
11th	10660	24	0.1	0.0	0.0	0.0	0.0	0.6	46.7	47.0	5.0	0.5
12th	11661	19	0.3	0.0	0.1	0.1	0.1	0.1	1.1	47.3	45.2	5.6
JrHs	58952	291	0.2	11.9	28.9	32.1	23.1	3.2	0.3	0.0	0.0	0.2
SrHS	54886	189	0.1	0.0	0.0	0.2	12.7	26.4	27.0	21.4	10.8	1.4
Total	113838	480	0.1	6.2	15.0	16.7	18.1	14.4	13.2	10.3	5.2	0.8

6.4 - Do you live with:

<i>Grade Level</i>	<i>N of Valid</i>	<i>N of Miss</i>	<i>Both Parents</i>	<i>Mother Only</i>	<i>Father Only</i>	<i>Mother & Stepfather</i>	<i>Father & Stepmother</i>	<i>Other</i>
6th	18499	203	56.6	18.6	2.4	13.4	2.4	6.5
7th	16892	164	58.3	17.7	2.5	13.1	2.9	5.6
8th	23216	269	58.6	17.5	2.7	13.5	2.9	4.8
9th	15804	151	57.6	17.4	3.2	13.5	3.5	4.9
10th	16646	110	61.0	15.6	3.0	12.2	3.6	4.6
11th	10615	69	59.9	15.6	3.1	12.7	3.1	5.7
12th	11620	60	61.4	15.3	3.5	10.1	2.9	6.9
JrHs	58607	636	57.9	17.9	2.6	13.4	2.7	5.5
SrHS	54685	390	59.9	16.0	3.2	12.2	3.3	5.4
Total	113292	1026	58.8	17.0	2.8	12.8	3.0	5.5

6.5 - Do you have a job?

<i>Grade Level</i>	<i>N of Valid</i>	<i>N of Miss</i>	<i>Yes, Full-time</i>	<i>Yes, Part-time</i>	<i>No</i>
6th	18244	458	1.6	14.9	83.5
7th	16607	449	1.2	16.4	82.4
8th	22796	689	1.1	18.6	80.3
9th	15455	500	1.3	21.1	77.6
10th	16236	520	1.9	34.0	64.1
11th	10342	342	3.0	50.2	46.9
12th	11305	375	5.3	60.7	34.0
JrHs	57647	1596	1.3	16.8	81.9
SrHS	53338	1737	2.7	39.0	58.3
Total	110985	3333	2.0	27.5	70.6

6.6 - Does your father have a job?

<i>Grade Level</i>	<i>N of Valid</i>	<i>N of Miss</i>	<i>Yes, Full-time</i>	<i>Yes, Part-time</i>	<i>No</i>
6th	16744	1958	81.3	12.4	6.3
7th	15466	1590	84.8	9.4	5.8
8th	21324	2161	88.2	6.4	5.4
9th	14600	1355	90.1	4.2	5.7
10th	15573	1183	91.2	3.4	5.4
11th	9928	756	91.0	2.8	6.2
12th	10942	738	91.3	2.4	6.3
JrHs	53534	5709	85.1	9.1	5.8
SrHS	51043	4032	90.8	3.3	5.9
Total	104577	9741	87.9	6.3	5.8

6.7 - Does your mother have a job?

<i>Grade Level</i>	<i>N of Valid</i>	<i>N of Miss</i>	<i>Yes, Full-time</i>	<i>Yes, Part-time</i>	<i>No</i>
6th	17418	1284	56.8	24.8	18.3
7th	15978	1078	60.3	22.4	17.3
8th	22153	1332	63.2	19.5	17.2
9th	15084	871	66.6	17.0	16.3
10th	15998	758	67.4	16.4	16.3
11th	10238	446	68.9	15.3	15.8
12th	11190	490	69.1	14.2	16.7
JrHs	55549	3694	60.4	22.0	17.6
SrHS	52510	2565	67.8	15.9	16.3
Total	108059	6259	64.0	19.0	17.0

6.8 - What is the educational level of your father?

<i>Grade Level</i>	<i>N of Valid</i>	<i>N of Miss</i>	<i>Some High School</i>	<i>High School Graduate</i>	<i>Some College</i>	<i>College Graduate</i>
6th	14747	3955	13.1	29.9	15.0	41.9
7th	14006	3050	14.8	32.6	15.5	37.2
8th	19617	3868	13.6	30.6	17.0	38.8
9th	13594	2361	13.2	32.5	17.4	37.0
10th	14585	2171	12.1	32.7	17.4	37.9
11th	9330	1354	12.6	32.3	18.8	36.3
12th	10322	1358	11.4	30.7	19.4	38.6
JrHs	48370	10873	13.8	31.0	16.0	39.3
SrHS	47831	7244	12.3	32.1	18.1	37.5
Total	96201	18117	13.1	31.5	17.0	38.4

6.9 - What is the educational level of your mother?

<i>Grade Level</i>	<i>N of Valid</i>	<i>N of Miss</i>	<i>Some High School</i>	<i>High School Graduate</i>	<i>Some College</i>	<i>College Graduate</i>
6th	15740	2962	11.4	28.2	18.5	41.9
7th	14839	2217	12.7	30.7	18.2	38.3
8th	20781	2704	11.8	30.6	19.4	38.2
9th	14220	1735	10.8	31.3	20.4	37.5
10th	15196	1560	10.1	32.5	21.0	36.4
11th	9734	950	10.6	32.1	20.9	36.3
12th	10677	1003	9.7	32.0	22.2	36.2
JrHs	51360	7883	12.0	29.9	18.8	39.4
SrHS	49827	5248	10.3	32.0	21.1	36.7
Total	101187	13131	11.2	30.9	19.9	38.0

6.2. Student Characteristics

6.10 - Do you make good grades?

<i>Grade Level</i>	<i>N of Valid</i>	<i>N of Miss</i>	<i>Never</i>	<i>Seldom</i>	<i>Sometimes</i>	<i>Often</i>	<i>A Lot</i>
6th	18603	99	1.1	2.7	30.8	32.6	32.8
7th	16989	67	1.1	3.1	30.3	32.7	32.8
8th	23419	66	1.1	3.4	29.5	34.6	31.5
9th	15916	39	1.2	3.5	29.4	36.2	29.7
10th	16718	38	1.0	3.6	29.4	36.6	29.5
11th	10662	22	0.9	3.1	27.8	37.9	30.3
12th	11648	32	1.2	2.9	25.8	36.7	33.3
JrHs	59011	232	1.1	3.1	30.1	33.4	32.3
SrHS	54944	131	1.1	3.3	28.3	36.7	30.5
Total	113955	363	1.1	3.2	29.3	35.0	31.4

6.11 - Do you get into trouble at school?

<i>Grade Level</i>	<i>N of Valid</i>	<i>N of Miss</i>	<i>Never</i>	<i>Seldom</i>	<i>Sometimes</i>	<i>Often</i>	<i>A Lot</i>
6th	18532	170	31.2	34.8	24.5	5.6	3.9
7th	16953	103	30.7	38.3	22.4	5.3	3.4
8th	23348	137	29.3	40.7	21.5	5.3	3.2
9th	15878	77	35.1	40.0	18.7	4.0	2.3
10th	16675	81	40.8	40.4	14.5	2.8	1.5
11th	10632	52	45.1	38.7	12.5	2.1	1.6
12th	11639	41	50.2	35.5	10.5	2.0	1.8
JrHs	58833	410	30.3	38.2	22.7	5.4	3.5
SrHS	54824	251	42.0	38.9	14.5	2.8	1.8
Total	113657	661	35.9	38.5	18.7	4.2	2.7

6.12 - Do you take part in school activities such as sports teams, band, clubs, etc?

<i>Grade Level</i>	<i>N of Valid</i>	<i>N of Miss</i>	<i>Never</i>	<i>Seldom</i>	<i>Sometimes</i>	<i>Often</i>	<i>A Lot</i>
6th	18466	236	19.4	8.9	18.3	18.7	34.8
7th	16933	123	18.2	9.3	18.6	18.5	35.4
8th	23322	163	17.3	11.0	17.2	18.9	35.5
9th	15876	79	16.7	11.7	17.4	19.0	35.3
10th	16666	90	17.8	11.2	16.4	19.3	35.3
11th	10635	49	16.7	11.8	16.8	19.3	35.4
12th	11627	53	17.8	13.0	17.6	18.3	33.3
JrHs	58721	522	18.2	9.8	18.0	18.7	35.3
SrHS	54804	271	17.2	11.8	17.0	19.0	34.9
Total	113525	793	17.7	10.8	17.5	18.9	35.1

6.13 - Do you take part in community activities such as scouts, rec teams, youth clubs, etc?

<i>Grade Level</i>	<i>N of Valid</i>	<i>N of Miss</i>	<i>Never</i>	<i>Seldom</i>	<i>Sometimes</i>	<i>Often</i>	<i>A Lot</i>
6th	18205	497	33.7	13.9	16.9	13.9	21.7
7th	16694	362	34.9	16.8	18.5	13.5	16.3
8th	23156	329	33.9	18.9	18.9	13.4	14.8
9th	15733	222	33.4	21.9	19.9	12.9	12.0
10th	16556	200	32.6	21.9	20.8	12.6	12.2
11th	10579	105	32.9	21.6	21.3	13.0	11.2
12th	11593	87	31.4	22.2	21.3	13.4	11.8
JrHs	58055	1188	34.1	16.7	18.2	13.6	17.4
SrHS	54461	614	32.6	21.9	20.7	12.9	11.9
Total	112516	1802	33.4	19.2	19.4	13.3	14.7

6.14 - Do you attend church, synagogue, etc?

<i>Grade Level</i>	<i>N of Valid</i>	<i>N of Miss</i>	<i>Never</i>	<i>Seldom</i>	<i>Sometimes</i>	<i>Often</i>	<i>A Lot</i>
6th	18354	348	13.0	11.2	19.7	17.5	38.5
7th	16818	238	14.1	12.8	19.6	18.0	35.5
8th	23212	273	15.0	14.5	19.1	17.1	34.3
9th	15809	146	15.5	16.1	19.9	16.6	31.9
10th	16605	151	18.1	17.0	18.6	15.7	30.5
11th	10597	87	18.4	18.1	19.6	15.3	28.6
12th	11604	76	21.6	19.8	19.2	14.1	25.3
JrHs	58384	859	14.1	13.0	19.4	17.5	36.0
SrHS	54615	460	18.2	17.6	19.3	15.5	29.4
Total	112999	1319	16.1	15.2	19.4	16.6	32.8

6.15 - Do you drink alcohol at home?

<i>Grade Level</i>	<i>N of Valid</i>	<i>N of Miss</i>	<i>Never</i>	<i>Seldom</i>	<i>Sometimes</i>	<i>Often</i>	<i>A Lot</i>
6th	18516	186	91.2	5.8	1.8	0.5	0.8
7th	16896	160	85.7	9.1	3.4	1.0	0.8
8th	23269	216	76.8	13.1	6.7	1.9	1.5
9th	15827	128	67.8	16.6	10.2	3.1	2.2
10th	16629	127	65.1	17.5	11.6	3.3	2.5
11th	10608	76	63.7	17.7	12.9	3.0	2.7
12th	11604	76	59.8	18.2	14.8	4.0	3.2
JrHs	58681	562	83.9	9.6	4.2	1.2	1.1
SrHS	54668	407	64.5	17.4	12.1	3.4	2.6
Total	113349	969	74.5	13.4	8.0	2.2	1.8

6.16 - Do you use drugs at home?

<i>Grade Level</i>	<i>N of Valid</i>	<i>N of Miss</i>	<i>Never</i>	<i>Seldom</i>	<i>Sometimes</i>	<i>Often</i>	<i>A Lot</i>
6th	18469	233	96.9	1.2	0.9	0.3	0.8
7th	16903	153	95.3	2.1	1.4	0.6	0.6
8th	23254	231	91.4	3.5	2.4	1.2	1.5
9th	15834	121	87.3	4.8	3.8	2.0	2.2
10th	16622	134	84.8	5.7	4.4	2.4	2.7
11th	10607	77	84.9	5.5	4.7	2.2	2.7
12th	11612	68	82.9	6.4	4.8	2.6	3.3
JrHs	58626	617	94.3	2.4	1.6	0.7	1.0
SrHS	54675	400	85.1	5.6	4.4	2.3	2.7
Total	113301	1017	89.9	3.9	2.9	1.5	1.8

6.17 - Have you threatened to harm a teacher?

<i>Grade Level</i>	<i>N of Valid</i>	<i>N of Miss</i>	<i>Never</i>	<i>Seldom</i>	<i>Sometimes</i>	<i>Often</i>	<i>A Lot</i>
6th	18500	202	95.6	2.4	1.0	0.3	0.7
7th	16875	181	94.9	2.9	1.1	0.5	0.5
8th	23236	249	92.7	4.4	1.6	0.5	0.8
9th	15818	137	91.9	4.8	1.7	0.5	1.1
10th	16619	137	92.8	4.1	1.7	0.5	0.9
11th	10597	87	92.5	3.9	1.7	0.7	1.2
12th	11594	86	92.7	4.0	1.5	0.5	1.3
JrHs	58611	632	94.3	3.3	1.3	0.4	0.7
SrHS	54628	447	92.4	4.3	1.6	0.6	1.1
Total	113239	1079	93.4	3.8	1.5	0.5	0.9

6.18 - Have you threatened to harm one or both of your parents, guardian, etc?

<i>Grade Level</i>	<i>N of Valid</i>	<i>N of Miss</i>	<i>Never</i>	<i>Seldom</i>	<i>Sometimes</i>	<i>Often</i>	<i>A Lot</i>
6th	18408	294	93.8	3.3	1.4	0.4	1.1
7th	16857	199	92.6	4.4	1.8	0.6	0.7
8th	23226	259	90.0	5.9	2.4	0.7	0.9
9th	15815	140	88.7	6.6	2.6	0.9	1.1
10th	16624	132	89.1	6.7	2.5	0.8	1.0
11th	10601	83	89.9	6.2	2.2	0.8	0.9
12th	11609	71	90.2	5.8	2.2	0.7	1.1
JrHs	58491	752	92.0	4.6	1.9	0.6	0.9
SrHS	54649	426	89.3	6.4	2.4	0.8	1.0
Total	113140	1178	90.7	5.5	2.2	0.7	1.0

6.19 - Do your parents talk with you about the problems of alcohol/drugs?

<i>Grade Level</i>	<i>N of Valid</i>	<i>N of Miss</i>	<i>Never</i>	<i>Seldom</i>	<i>Sometimes</i>	<i>Often</i>	<i>A Lot</i>
6th	18372	330	11.7	13.1	27.2	19.5	28.4
7th	16822	234	13.4	15.6	29.2	19.4	22.4
8th	23178	307	16.9	19.3	30.4	16.9	16.6
9th	15803	152	17.6	21.7	30.0	17.0	13.7
10th	16598	158	19.0	23.7	31.8	15.1	10.4
11th	10598	86	20.0	24.3	30.6	14.8	10.2
12th	11601	79	21.3	25.1	31.5	13.8	8.4
JrHs	58372	871	14.2	16.3	29.0	18.4	22.0
SrHS	54600	475	19.3	23.5	31.0	15.3	10.9
Total	112972	1346	16.7	19.8	30.0	16.9	16.6

6.20 - I talk with my parents about my problems?

<i>Grade Level</i>	<i>N of Valid</i>	<i>N of Miss</i>	<i>Never</i>	<i>Seldom</i>	<i>Sometimes</i>	<i>Often</i>	<i>A Lot</i>
6th	18497	205	12.0	15.4	28.6	20.7	23.2
7th	16900	156	16.1	18.2	28.9	19.5	17.3
8th	23297	188	19.7	22.3	29.0	16.2	12.9
9th	15848	107	20.8	24.6	28.0	15.1	11.5
10th	16645	111	20.0	25.2	28.9	15.2	10.7
11th	10615	69	19.7	25.7	28.7	15.1	10.9
12th	11620	60	18.5	24.3	29.4	16.4	11.4
JrHs	58694	549	16.2	18.9	28.8	18.6	17.4
SrHS	54728	347	19.8	24.9	28.7	15.4	11.1
Total	113422	896	18.0	21.8	28.8	17.0	14.4

6.21 - Do your friends talk with you about the problems of alcohol/drugs?

<i>Grade Level</i>	<i>N of Valid</i>	<i>N of Miss</i>	<i>Never</i>	<i>Seldom</i>	<i>Sometimes</i>	<i>Often</i>	<i>A Lot</i>
6th	18476	226	45.5	22.7	20.3	6.7	4.8
7th	16868	188	42.5	25.6	20.6	6.7	4.6
8th	23276	209	37.9	26.4	22.3	8.0	5.4
9th	15824	131	33.3	26.7	23.8	9.8	6.3
10th	16619	137	29.0	27.3	26.9	10.4	6.4
11th	10608	76	27.5	27.2	28.0	10.5	6.8
12th	11588	92	27.1	27.4	29.2	10.4	5.9
JrHs	58620	623	41.6	25.0	21.2	7.2	5.0
SrHS	54639	436	29.6	27.1	26.7	10.2	6.3
Total	113259	1059	35.8	26.0	23.9	8.7	5.6

6.22 - Do your parents set clear rules for you?

<i>Grade Level</i>	<i>N of Valid</i>	<i>N of Miss</i>	<i>Never</i>	<i>Seldom</i>	<i>Sometimes</i>	<i>Often</i>	<i>A Lot</i>
6th	18416	286	3.5	5.5	15.1	24.3	51.7
7th	16836	220	3.8	6.8	17.4	27.4	44.6
8th	23203	282	4.3	8.9	18.7	29.4	38.7
9th	15798	157	4.3	9.4	20.3	30.6	35.3
10th	16582	174	4.2	9.5	21.7	32.8	31.8
11th	10573	111	5.2	10.1	21.8	33.3	29.6
12th	11570	110	6.9	12.5	24.3	31.1	25.2
JrHs	58455	788	3.9	7.2	17.2	27.2	44.5
SrHS	54523	552	5.0	10.2	21.9	31.9	31.0
Total	112978	1340	4.4	8.7	19.4	29.5	38.0

6.23 - Do your parents punish you when you break the rules?

<i>Grade Level</i>	<i>N of Valid</i>	<i>N of Miss</i>	<i>Never</i>	<i>Seldom</i>	<i>Sometimes</i>	<i>Often</i>	<i>A Lot</i>
6th	18408	294	6.9	9.6	25.3	25.4	32.7
7th	16799	257	7.1	11.4	25.5	26.2	29.8
8th	23179	306	7.3	12.3	24.8	27.4	28.3
9th	15778	177	7.6	13.5	25.7	27.2	25.9
10th	16562	194	7.1	14.7	26.7	27.7	23.8
11th	10566	118	9.1	16.4	27.9	26.6	20.0
12th	11545	135	12.5	18.3	29.0	24.8	15.4
JrHs	58386	857	7.1	11.2	25.2	26.4	30.1
SrHS	54451	624	8.8	15.4	27.1	26.7	21.9
Total	112837	1481	7.9	13.2	26.1	26.6	26.2

6.24 - Have you been in trouble with the police?

<i>Grade Level</i>	<i>N of Valid</i>	<i>N of Miss</i>	<i>Never</i>	<i>Seldom</i>	<i>Sometimes</i>	<i>Often</i>	<i>A Lot</i>
6th	18371	331	85.8	7.7	3.5	1.2	1.7
7th	16766	290	81.7	10.5	4.4	1.7	1.6
8th	23109	376	76.6	13.3	5.8	2.2	2.1
9th	15732	223	73.8	15.1	6.3	2.3	2.4
10th	16532	224	74.8	15.3	5.8	2.0	2.0
11th	10548	136	74.1	15.8	6.1	1.9	2.0
12th	11544	136	72.5	17.5	6.3	1.7	2.1
JrHs	58246	997	81.0	10.7	4.7	1.7	1.8
SrHS	54356	719	73.9	15.8	6.1	2.0	2.2
Total	112602	1716	77.6	13.2	5.4	1.9	2.0

6.25 - Do you take part in gang activities?

<i>Grade Level</i>	<i>N of Valid</i>	<i>N of Miss</i>	<i>Never</i>	<i>Seldom</i>	<i>Sometimes</i>	<i>Often</i>	<i>A Lot</i>
6th	18336	366	92.8	3.2	1.8	0.9	1.3
7th	16726	330	90.9	4.4	2.5	0.9	1.4
8th	23124	361	89.3	5.0	2.7	1.3	1.8
9th	15758	197	89.0	5.0	2.6	1.3	2.0
10th	16513	243	90.8	4.2	2.3	0.9	1.8
11th	10553	131	91.5	3.4	2.3	0.9	1.9
12th	11551	129	92.0	3.2	2.0	0.8	2.0
JrHs	58186	1057	90.8	4.2	2.4	1.0	1.5
SrHS	54375	700	90.7	4.0	2.3	1.0	1.9
Total	112561	1757	90.8	4.1	2.3	1.0	1.7

6.26 - Have you thought about committing suicide?

<i>Grade Level</i>	<i>N of Valid</i>	<i>N of Miss</i>	<i>Never</i>	<i>Seldom</i>	<i>Sometimes</i>	<i>Often</i>	<i>A Lot</i>
6th	18041	661	82.8	8.7	4.3	1.8	2.4
7th	16553	503	79.3	10.4	5.7	2.1	2.5
8th	22922	563	72.2	13.3	7.9	2.9	3.6
9th	15624	331	68.3	15.1	9.4	3.5	3.8
10th	16463	293	66.4	16.5	10.4	3.3	3.5
11th	10468	216	66.8	17.1	9.8	3.4	3.0
12th	11461	219	67.3	17.6	9.7	2.9	2.6
JrHs	57516	1727	77.6	11.0	6.1	2.3	2.9
SrHS	54016	1059	67.2	16.4	9.8	3.3	3.3
Total	111532	2786	72.6	13.6	7.9	2.8	3.1

6.27 - Do your teachers talk with you about the problems of alcohol/drugs?

<i>Grade Level</i>	<i>N of Valid</i>	<i>N of Miss</i>	<i>Never</i>	<i>Seldom</i>	<i>Sometimes</i>	<i>Often</i>	<i>A Lot</i>
6th	18343	359	10.2	11.4	24.4	21.6	32.4
7th	16822	234	12.7	16.1	27.6	20.7	23.0
8th	23156	329	15.3	19.4	29.1	18.5	17.7
9th	15768	187	18.5	24.6	29.9	15.3	11.7
10th	16563	193	20.9	28.7	30.0	12.5	8.0
11th	10568	116	22.2	29.2	30.6	11.3	6.7
12th	11573	107	23.2	31.6	30.1	9.6	5.5
JrHs	58321	922	12.9	15.9	27.2	20.1	23.9
SrHS	54472	603	21.0	28.2	30.1	12.4	8.3
Total	112793	1525	16.8	21.9	28.6	16.4	16.3

6.28 - While NOT AT SCHOOL have you stolen something worth \$5.00 or more?

<i>Grade Level</i>	<i>N of Valid</i>	<i>N of Miss</i>	<i>Never</i>	<i>Seldom</i>	<i>Sometimes</i>	<i>Often</i>	<i>A Lot</i>
6th	18410	292	88.2	6.5	2.7	1.0	1.6
7th	16814	242	82.5	9.7	4.1	1.5	2.2
8th	23172	313	75.6	12.2	6.4	2.2	3.5
9th	15780	175	71.7	13.8	7.4	3.0	4.1
10th	16562	194	69.4	15.2	8.3	3.2	3.9
11th	10570	114	69.0	15.7	8.7	3.3	3.3
12th	11577	103	68.2	16.9	8.7	2.6	3.7
JrHs	58396	847	81.6	9.7	4.6	1.6	2.5
SrHS	54489	586	69.7	15.2	8.2	3.0	3.8
Total	112885	1433	75.9	12.4	6.3	2.3	3.1

6.29 - While NOT AT SCHOOL have you carried a gun for protection or as a weapon?

<i>Grade Level</i>	<i>N of Valid</i>	<i>N of Miss</i>	<i>Never</i>	<i>Seldom</i>	<i>Sometimes</i>	<i>Often</i>	<i>A Lot</i>
6th	18356	346	93.8	2.3	1.6	0.8	1.5
7th	16744	312	92.5	2.9	2.0	1.1	1.5
8th	23121	364	89.9	3.7	2.8	1.5	2.1
9th	15723	232	88.2	3.9	3.3	1.8	2.8
10th	16525	231	89.2	3.8	3.1	1.6	2.4
11th	10556	128	89.4	3.5	2.9	1.7	2.4
12th	11554	126	89.9	3.3	2.9	1.4	2.5
JrHs	58221	1022	91.9	3.0	2.2	1.1	1.8
SrHS	54358	717	89.1	3.6	3.1	1.6	2.6
Total	112579	1739	90.5	3.3	2.6	1.4	2.1

6.3. Harmful To Health

6.30 - Do you feel that using cigarettes is harmful to your health?

<i>Grade Level</i>	<i>N of Valid</i>	<i>N of Miss</i>	<i>No Harm</i>	<i>Some Harm</i>	<i>Harmful</i>	<i>Very Harmful</i>
6th	18417	285	3.4	8.9	32.9	54.8
7th	16852	204	3.9	13.1	35.9	47.1
8th	23184	301	3.8	14.8	34.7	46.8
9th	15749	206	4.3	16.4	35.2	44.1
10th	16562	194	3.6	16.4	35.7	44.3
11th	10570	114	3.5	17.1	35.4	44.0
12th	11576	104	3.5	16.0	34.5	46.0
JrHs	58453	790	3.7	12.5	34.5	49.4
SrHS	54457	618	3.8	16.5	35.2	44.5
Total	112910	1408	3.7	14.4	34.8	47.1

6.31 - Do you feel that using smokeless tobacco is harmful to your health?

<i>Grade Level</i>	<i>N of Valid</i>	<i>N of Miss</i>	<i>No Harm</i>	<i>Some Harm</i>	<i>Harmful</i>	<i>Very Harmful</i>
6th	18323	379	4.4	10.4	29.2	56.0
7th	16760	296	4.2	13.4	33.0	49.3
8th	23125	360	4.6	14.6	34.2	46.6
9th	15712	243	4.7	16.4	36.1	42.7
10th	16524	232	4.1	17.0	37.2	41.7
11th	10538	146	4.2	18.1	36.8	41.0
12th	11537	143	3.8	17.0	36.4	42.8
JrHs	58208	1035	4.4	12.9	32.3	50.4
SrHS	54311	764	4.2	17.0	36.6	42.1
Total	112519	1799	4.3	14.9	34.4	46.4

6.32 - Do you feel that using cigars is harmful to your health?

<i>Grade Level</i>	<i>N of Valid</i>	<i>N of Miss</i>	<i>No Harm</i>	<i>Some Harm</i>	<i>Harmful</i>	<i>Very Harmful</i>
6th	18299	403	4.4	14.8	32.9	47.9
7th	16728	328	5.0	17.8	35.1	42.1
8th	23061	424	5.4	19.5	34.2	40.9
9th	15671	284	6.3	21.9	34.8	37.0
10th	16476	280	5.5	22.9	35.1	36.5
11th	10532	152	5.7	24.1	34.8	35.3
12th	11523	157	5.4	24.8	34.4	35.5
JrHs	58088	1155	4.9	17.5	34.1	43.5
SrHS	54202	873	5.7	23.2	34.8	36.2
Total	112290	2028	5.3	20.3	34.4	40.0

6.33 - Do you feel that using beer is harmful to your health?

<i>Grade Level</i>	<i>N of Valid</i>	<i>N of Miss</i>	<i>No Harm</i>	<i>Some Harm</i>	<i>Harmful</i>	<i>Very Harmful</i>
6th	18328	374	6.8	25.6	30.1	37.6
7th	16750	306	8.4	30.1	29.7	31.9
8th	23083	402	9.0	31.8	29.5	29.7
9th	15706	249	11.2	35.3	27.7	25.8
10th	16495	261	10.7	37.0	27.8	24.5
11th	10552	132	10.7	38.4	27.7	23.1
12th	11534	146	10.8	39.4	26.5	23.2
JrHs	58161	1082	8.1	29.3	29.7	32.8
SrHS	54287	788	10.9	37.3	27.5	24.3
Total	112448	1870	9.5	33.2	28.6	28.7

6.34 - Do you feel that using wine coolers is harmful to your health?

<i>Grade Level</i>	<i>N of Valid</i>	<i>N of Miss</i>	<i>No Harm</i>	<i>Some Harm</i>	<i>Harmful</i>	<i>Very Harmful</i>
6th	18155	547	15.0	33.4	25.3	26.2
7th	16698	358	18.9	37.6	22.6	20.9
8th	23024	461	21.8	38.0	20.9	19.3
9th	15653	302	25.2	40.1	18.4	16.4
10th	16484	272	23.2	41.3	19.0	16.4
11th	10546	138	22.9	42.5	18.5	16.1
12th	11532	148	22.2	43.1	18.5	16.2
JrHs	57877	1366	18.8	36.4	22.8	22.0
SrHS	54215	860	23.5	41.6	18.6	16.3
Total	112092	2226	21.1	38.9	20.8	19.2

6.35 - Do you feel that using liquor is harmful to your health?

<i>Grade Level</i>	<i>N of Valid</i>	<i>N of Miss</i>	<i>No Harm</i>	<i>Some Harm</i>	<i>Harmful</i>	<i>Very Harmful</i>
6th	18221	481	4.5	14.4	31.8	49.2
7th	16703	353	5.2	18.8	33.8	42.2
8th	23047	438	6.1	20.8	33.5	39.5
9th	15668	287	8.2	25.0	32.3	34.6
10th	16493	263	8.0	26.2	32.4	33.5
11th	10532	152	8.3	28.5	31.9	31.2
12th	11522	158	8.0	30.4	31.7	29.9
JrHs	57971	1272	5.4	18.2	33.1	43.4
SrHS	54215	860	8.1	27.2	32.1	32.6
Total	112186	2132	6.7	22.5	32.6	38.2

6.36 - Do you feel that using marijuana is harmful to your health?

<i>Grade Level</i>	<i>N of Valid</i>	<i>N of Miss</i>	<i>No Harm</i>	<i>Some Harm</i>	<i>Harmful</i>	<i>Very Harmful</i>
6th	18298	404	3.8	2.8	9.7	83.7
7th	16731	325	4.8	5.3	12.3	77.6
8th	23090	395	6.9	8.4	15.7	69.0
9th	15695	260	10.1	12.7	18.8	58.4
10th	16485	271	10.8	15.6	21.0	52.7
11th	10542	142	11.3	18.8	23.8	46.1
12th	11527	153	11.8	20.6	23.9	43.7
JrHs	58119	1124	5.3	5.8	12.8	76.1
SrHS	54249	826	10.9	16.4	21.5	51.2
Total	112368	1950	8.0	10.9	17.0	64.1

6.37 - Do you feel that using cocaine is harmful to your health?

<i>Grade Level</i>	<i>N of Valid</i>	<i>N of Miss</i>	<i>No Harm</i>	<i>Some Harm</i>	<i>Harmful</i>	<i>Very Harmful</i>
6th	18309	393	2.9	1.3	6.5	89.3
7th	16746	310	2.7	1.7	7.8	87.8
8th	23101	384	2.6	1.9	9.0	86.5
9th	15698	257	2.8	2.3	9.9	84.9
10th	16488	268	2.5	2.2	9.9	85.4
11th	10543	141	2.7	2.2	9.5	85.6
12th	11528	152	2.5	2.3	9.4	85.8
JrHs	58156	1087	2.7	1.6	7.9	87.8
SrHS	54257	818	2.6	2.3	9.7	85.4
Total	112413	1905	2.7	1.9	8.8	86.6

6.38 - Do you feel that using uppers is harmful to your health?

<i>Grade Level</i>	<i>N of Valid</i>	<i>N of Miss</i>	<i>No Harm</i>	<i>Some Harm</i>	<i>Harmful</i>	<i>Very Harmful</i>
6th	17858	844	4.4	6.7	20.9	68.0
7th	16517	539	4.0	7.2	21.2	67.6
8th	22943	542	3.7	7.1	20.2	69.0
9th	15633	322	4.3	7.8	20.9	67.0
10th	16478	278	3.8	8.7	20.7	66.8
11th	10531	153	3.7	8.3	19.3	68.7
12th	11524	156	3.5	7.5	20.6	68.5
JrHs	57318	1925	4.0	7.0	20.7	68.3
SrHS	54166	909	3.9	8.1	20.5	67.6
Total	111484	2834	3.9	7.5	20.6	67.9

6.39 - Do you feel that using downers is harmful to your health?

<i>Grade Level</i>	<i>N of Valid</i>	<i>N of Miss</i>	<i>No Harm</i>	<i>Some Harm</i>	<i>Harmful</i>	<i>Very Harmful</i>
6th	17833	869	4.8	8.5	23.8	63.0
7th	16519	537	4.6	8.8	23.6	63.1
8th	22927	558	3.7	8.5	22.3	65.4
9th	15638	317	4.3	9.0	22.2	64.6
10th	16443	313	3.6	9.1	21.6	65.7
11th	10525	159	3.5	8.6	20.7	67.3
12th	11518	162	3.4	7.6	21.2	67.8
JrHs	57279	1964	4.3	8.6	23.1	64.0
SrHS	54124	951	3.7	8.6	21.5	66.1
Total	111403	2915	4.0	8.6	22.3	65.0

6.40 - Do you feel that using inhalants is harmful to your health?

<i>Grade Level</i>	<i>N of Valid</i>	<i>N of Miss</i>	<i>No Harm</i>	<i>Some Harm</i>	<i>Harmful</i>	<i>Very Harmful</i>
6th	18086	616	4.8	10.8	22.8	61.6
7th	16622	434	4.7	11.2	23.3	60.7
8th	22994	491	4.5	10.8	22.1	62.7
9th	15652	303	4.2	10.0	20.8	65.0
10th	16446	310	3.4	8.3	19.5	68.8
11th	10524	160	3.3	7.2	18.5	71.0
12th	11524	156	2.9	5.9	17.6	73.6
JrHs	57702	1541	4.7	10.9	22.7	61.8
SrHS	54146	929	3.5	8.1	19.3	69.1
Total	111848	2470	4.1	9.5	21.0	65.3

6.41 - Do you feel that using hallucinogens is harmful to your health?

<i>Grade Level</i>	<i>N of Valid</i>	<i>N of Miss</i>	<i>No Harm</i>	<i>Some Harm</i>	<i>Harmful</i>	<i>Very Harmful</i>
6th	17627	1075	3.8	4.4	17.0	74.9
7th	16445	611	3.4	4.5	16.6	75.5
8th	22828	657	3.1	4.2	15.4	77.3
9th	15628	327	3.6	4.5	15.0	76.8
10th	16449	307	3.3	4.5	13.5	78.8
11th	10527	157	3.5	3.9	12.8	79.8
12th	11512	168	3.4	4.5	12.3	79.8
JrHs	56900	2343	3.4	4.3	16.2	76.0
SrHS	54116	959	3.4	4.4	13.6	78.6
Total	111016	3302	3.4	4.4	14.9	77.3

6.42 - Do you feel that using heroin is harmful to your health?

<i>Grade Level</i>	<i>N of Valid</i>	<i>N of Miss</i>	<i>No Harm</i>	<i>Some Harm</i>	<i>Harmful</i>	<i>Very Harmful</i>
6th	18006	696	3.2	2.8	11.6	82.3
7th	16638	418	2.9	2.6	11.1	83.4
8th	22967	518	2.6	2.1	10.1	85.2
9th	15656	299	2.9	2.1	9.5	85.5
10th	16460	296	2.3	1.8	8.4	87.4
11th	10517	167	2.5	1.5	7.7	88.2
12th	11514	166	2.4	1.6	7.3	88.7
JrHs	57611	1632	2.9	2.5	10.8	83.8
SrHS	54147	928	2.5	1.8	8.3	87.3
Total	111758	2560	2.7	2.2	9.6	85.5

6.43 - Do you feel that using steroids is harmful to your health?

<i>Grade Level</i>	<i>N of Valid</i>	<i>N of Miss</i>	<i>No Harm</i>	<i>Some Harm</i>	<i>Harmful</i>	<i>Very Harmful</i>
6th	18085	617	4.6	10.8	25.2	59.4
7th	16659	397	4.3	11.2	26.3	58.3
8th	22971	514	3.7	11.4	27.3	57.5
9th	15615	340	3.9	10.6	27.8	57.7
10th	16447	309	3.2	10.1	26.9	59.7
11th	10518	166	3.1	8.7	25.6	62.6
12th	11497	183	2.8	7.8	24.5	65.0
JrHs	57715	1528	4.2	11.2	26.3	58.3
SrHS	54077	998	3.3	9.5	26.4	60.8
Total	111792	2526	3.7	10.4	26.4	59.5

6.4. Within The Past Year How Often Have You Used

6.44 - Within the past year how often have you smoked cigarettes?

<i>Grade Level</i>	<i>N of Valid</i>	<i>N of Miss</i>	<i>Did Not Use</i>	<i>1/yr</i>	<i>6/yr</i>	<i>1/mo</i>	<i>2/mo</i>	<i>1/wk</i>	<i>3/wk</i>	<i>Every Day</i>
6th	18397	305	88.8	5.6	1.5	0.7	0.5	0.6	0.9	1.4
7th	16820	236	79.9	8.7	2.5	1.2	1.3	1.7	1.9	2.8
8th	23171	314	70.6	10.5	4.4	1.8	2.0	2.2	3.0	5.4
9th	15768	187	61.0	10.3	5.8	2.5	2.5	2.9	4.0	11.1
10th	16550	206	57.0	10.3	5.6	2.5	2.7	3.0	4.3	14.7
11th	10583	101	54.0	9.0	5.6	2.6	2.5	3.2	4.5	18.5
12th	11579	101	50.3	8.0	5.4	2.4	2.6	3.3	4.9	23.1
JrHs	58388	855	79.0	8.5	2.9	1.3	1.3	1.6	2.0	3.4
SrHS	54480	595	56.1	9.6	5.6	2.5	2.6	3.1	4.4	16.2
Total	112868	1450	68.0	9.0	4.2	1.9	1.9	2.3	3.2	9.6

6.45 - Within the past year how often have you used smokeless tobacco?

<i>Grade Level</i>	<i>N of Valid</i>	<i>N of Miss</i>	<i>Did Not Use</i>	<i>1/yr</i>	<i>6/yr</i>	<i>1/mo</i>	<i>2/mo</i>	<i>1/wk</i>	<i>3/wk</i>	<i>Every Day</i>
6th	18334	368	97.0	1.3	0.4	0.2	0.2	0.1	0.2	0.6
7th	16763	293	95.1	2.1	0.6	0.4	0.2	0.4	0.4	0.7
8th	23121	364	92.7	2.8	1.0	0.6	0.4	0.6	0.7	1.3
9th	15724	231	89.6	3.4	1.5	0.8	0.7	0.9	1.1	2.1
10th	16524	232	87.4	4.4	1.6	1.1	0.9	0.9	1.1	2.5
11th	10545	139	86.3	4.2	1.8	1.2	1.1	1.0	1.3	3.1
12th	11563	117	85.5	4.3	2.1	1.1	0.9	1.0	1.2	3.8
JrHs	58218	1025	94.7	2.1	0.7	0.4	0.3	0.4	0.4	0.9
SrHS	54356	719	87.4	4.0	1.7	1.0	0.9	0.9	1.2	2.8
Total	112574	1744	91.2	3.0	1.2	0.7	0.6	0.6	0.8	1.8

6.46 - Within the past year how often have you smoked cigars?

<i>Grade Level</i>	<i>N of Valid</i>	<i>N of Miss</i>	<i>Did Not Use</i>	<i>1/yr</i>	<i>6/yr</i>	<i>1/mo</i>	<i>2/mo</i>	<i>1/wk</i>	<i>3/wk</i>	<i>Every Day</i>
6th	18265	437	95.3	2.6	0.5	0.4	0.2	0.2	0.2	0.6
7th	16685	371	91.4	4.5	1.0	0.7	0.6	0.5	0.5	0.7
8th	23002	483	86.0	6.6	2.2	1.3	1.0	1.0	0.8	1.1
9th	15672	283	78.5	9.0	3.7	2.2	2.0	1.8	1.3	1.5
10th	16477	279	75.2	9.4	5.2	3.2	2.5	1.8	1.2	1.3
11th	10507	177	71.3	10.5	6.3	3.9	3.0	2.1	1.2	1.8
12th	11527	153	67.2	11.7	7.5	4.5	3.6	2.2	1.2	2.1
JrHs	57952	1291	90.5	4.7	1.3	0.8	0.6	0.6	0.6	0.8
SrHS	54183	892	73.7	10.0	5.5	3.3	2.7	2.0	1.2	1.6
Total	112135	2183	82.4	7.3	3.3	2.0	1.6	1.3	0.9	1.2

6.47 - Within the past year how often have you drunk beer?

<i>Grade Level</i>	<i>N of Valid</i>	<i>N of Miss</i>	<i>Did Not Use</i>	<i>1/yr</i>	<i>6/yr</i>	<i>1/mo</i>	<i>2/mo</i>	<i>1/wk</i>	<i>3/wk</i>	<i>Every Day</i>
6th	18253	449	83.3	11.0	2.1	1.1	0.7	0.6	0.4	0.7
7th	16640	416	74.5	14.0	4.1	2.0	1.9	1.5	1.0	0.8
8th	23026	459	63.3	16.2	6.9	3.6	3.7	3.2	1.8	1.3
9th	15681	274	51.9	15.2	9.8	5.8	6.4	5.8	3.3	1.9
10th	16487	269	45.0	14.4	10.5	7.2	8.6	9.0	3.7	1.8
11th	10517	167	41.2	13.2	11.2	7.4	9.5	10.4	4.9	2.2
12th	11534	146	38.2	11.9	10.8	7.4	10.3	12.5	6.5	2.5
JrHs	57919	1324	72.8	13.9	4.6	2.3	2.2	1.9	1.2	1.0
SrHS	54219	856	44.8	13.9	10.5	6.9	8.5	9.1	4.4	2.1
Total	112138	2180	59.3	13.9	7.4	4.5	5.3	5.4	2.7	1.5

6.48 - Within the past year how often have you drunk wine coolers?

<i>Grade Level</i>	<i>N of Valid</i>	<i>N of Miss</i>	<i>Did Not Use</i>	<i>1/yr</i>	<i>6/yr</i>	<i>1/mo</i>	<i>2/mo</i>	<i>1/wk</i>	<i>3/wk</i>	<i>Every Day</i>
6th	18194	508	80.3	13.2	2.4	1.2	1.0	0.7	0.5	0.8
7th	16654	402	70.6	16.8	4.8	2.3	1.9	1.5	1.1	1.0
8th	23005	480	60.6	19.0	7.4	3.8	3.4	2.7	1.7	1.5
9th	15650	305	51.4	19.3	9.8	5.9	5.2	4.2	2.3	1.8
10th	16454	302	49.0	17.9	11.3	7.0	6.5	4.9	2.0	1.3
11th	10515	169	46.2	18.2	12.7	7.2	7.2	5.0	1.8	1.6
12th	11501	179	44.6	17.0	13.6	8.1	7.5	5.4	2.1	1.7
JrHs	57853	1390	69.7	16.5	5.1	2.5	2.2	1.7	1.1	1.1
SrHS	54120	955	48.2	18.2	11.6	6.9	6.5	4.8	2.1	1.6
Total	111973	2345	59.3	17.3	8.3	4.7	4.3	3.2	1.6	1.4

6.49 - Within the past year how often have you drunk liquor?

<i>Grade Level</i>	<i>N of Valid</i>	<i>N of Miss</i>	<i>Did Not Use</i>	<i>1/yr</i>	<i>6/yr</i>	<i>1/mo</i>	<i>2/mo</i>	<i>1/wk</i>	<i>3/wk</i>	<i>Every Day</i>
6th	18187	515	91.1	5.6	1.0	0.5	0.4	0.4	0.3	0.7
7th	16585	471	83.4	9.1	2.4	1.3	1.2	1.0	0.8	0.7
8th	22935	550	71.6	12.7	4.8	2.9	2.9	2.4	1.5	1.2
9th	15659	296	56.4	14.7	8.0	5.7	5.8	5.0	2.4	2.0
10th	16442	314	49.0	14.5	9.9	7.4	7.8	6.9	2.8	1.6
11th	10493	191	42.5	14.9	11.6	8.6	9.1	8.0	3.4	2.0
12th	11511	169	37.8	13.8	13.1	9.5	11.0	9.3	3.4	2.0
JrHs	57707	1536	81.2	9.4	2.9	1.7	1.6	1.4	0.9	0.9
SrHS	54105	970	47.5	14.5	10.4	7.6	8.2	7.1	2.9	1.9
Total	111812	2506	64.9	11.9	6.5	4.5	4.8	4.1	1.9	1.4

6.50 - Within the past year how often have you smoked marijuana?

<i>Grade Level</i>	<i>N of Valid</i>	<i>N of Miss</i>	<i>Did Not Use</i>	<i>1/yr</i>	<i>6/yr</i>	<i>1/mo</i>	<i>2/mo</i>	<i>1/wk</i>	<i>3/wk</i>	<i>Every Day</i>
6th	18151	551	96.5	1.2	0.4	0.2	0.3	0.2	0.4	0.8
7th	16621	435	92.3	2.6	1.0	0.6	0.8	0.6	0.9	1.2
8th	22945	540	85.2	4.3	1.9	1.3	1.5	1.6	2.0	2.2
9th	15650	305	75.4	6.2	3.1	2.3	2.7	3.1	3.0	4.3
10th	16427	329	69.2	7.1	4.8	2.9	3.5	3.6	4.0	4.9
11th	10503	181	65.0	8.1	5.3	3.4	3.8	3.7	4.3	6.4
12th	11494	186	62.0	8.3	6.3	3.3	4.0	4.0	4.6	7.5
JrHs	57717	1526	90.8	2.8	1.1	0.8	0.9	0.9	1.2	1.5
SrHS	54074	1001	68.6	7.3	4.7	2.9	3.4	3.6	3.9	5.6
Total	111791	2527	80.1	5.0	2.9	1.8	2.1	2.2	2.5	3.5

6.51 - Within the past year how often have you used cocaine?

<i>Grade Level</i>	<i>N of Valid</i>	<i>N of Miss</i>	<i>Did Not Use</i>	<i>1/yr</i>	<i>6/yr</i>	<i>1/mo</i>	<i>2/mo</i>	<i>1/wk</i>	<i>3/wk</i>	<i>Every Day</i>
6th	18131	571	98.6	0.3	0.1	0.1	0.1	0.1	0.1	0.6
7th	16598	458	98.0	0.7	0.3	0.2	0.2	0.1	0.1	0.5
8th	22917	568	97.0	1.0	0.3	0.2	0.2	0.3	0.2	0.8
9th	15614	341	95.8	1.2	0.5	0.3	0.4	0.4	0.4	1.1
10th	16386	370	95.1	1.6	0.7	0.5	0.5	0.4	0.3	0.9
11th	10470	214	94.1	2.0	0.6	0.6	0.5	0.5	0.4	1.2
12th	11485	195	92.9	2.4	1.2	0.7	0.6	0.5	0.4	1.4
JrHs	57646	1597	97.8	0.7	0.3	0.2	0.2	0.2	0.1	0.7
SrHS	53955	1120	94.7	1.7	0.7	0.5	0.5	0.4	0.4	1.1
Total	111601	2717	96.3	1.2	0.5	0.3	0.3	0.3	0.2	0.9

6.52 - Within the past year how often have you used uppers?

<i>Grade Level</i>	<i>N of Valid</i>	<i>N of Miss</i>	<i>Did Not Use</i>	<i>1/yr</i>	<i>6/yr</i>	<i>1/mo</i>	<i>2/mo</i>	<i>1/wk</i>	<i>3/wk</i>	<i>Every Day</i>
6th	17970	732	98.2	0.5	0.2	0.1	0.1	0.1	0.1	0.7
7th	16503	553	97.5	0.8	0.3	0.3	0.2	0.2	0.2	0.6
8th	22846	639	95.8	1.2	0.6	0.5	0.4	0.3	0.3	0.9
9th	15576	379	93.0	1.9	1.1	0.8	0.8	0.7	0.5	1.2
10th	16366	390	90.9	2.3	1.6	1.2	1.1	0.9	0.7	1.2
11th	10463	221	89.7	2.5	2.0	1.5	1.2	1.0	0.8	1.4
12th	11476	204	88.9	2.8	2.1	1.5	1.2	0.9	0.8	1.8
JrHs	57319	1924	97.0	0.9	0.4	0.3	0.2	0.2	0.2	0.7
SrHS	53881	1194	90.9	2.3	1.6	1.2	1.1	0.8	0.7	1.4
Total	111200	3118	94.0	1.6	1.0	0.8	0.6	0.5	0.4	1.0

6.53 - Within the past year how often have you used downers?

<i>Grade Level</i>	<i>N of Valid</i>	<i>N of Miss</i>	<i>Did Not Use</i>	<i>1/yr</i>	<i>6/yr</i>	<i>1/mo</i>	<i>2/mo</i>	<i>1/wk</i>	<i>3/wk</i>	<i>Every Day</i>
6th	17959	743	98.4	0.5	0.2	0.1	0.1	0.1	0.1	0.6
7th	16455	601	97.8	0.6	0.3	0.2	0.2	0.2	0.2	0.5
8th	22830	655	96.5	1.0	0.5	0.3	0.3	0.3	0.3	0.8
9th	15554	401	94.5	1.4	0.8	0.6	0.6	0.6	0.4	1.1
10th	16342	414	93.0	1.9	1.1	1.0	0.9	0.7	0.6	0.9
11th	10464	220	92.1	2.0	1.5	1.1	0.9	0.7	0.6	1.2
12th	11468	212	91.4	2.1	1.7	1.3	1.0	0.7	0.5	1.5
JrHs	57244	1999	97.5	0.7	0.4	0.2	0.2	0.2	0.2	0.6
SrHS	53828	1247	92.9	1.8	1.2	1.0	0.8	0.6	0.5	1.1
Total	111072	3246	95.3	1.3	0.8	0.6	0.5	0.4	0.3	0.9

6.54 - Within the past year how often have you used inhalants?

<i>Grade Level</i>	<i>N of Valid</i>	<i>N of Miss</i>	<i>Did Not Use</i>	<i>1/yr</i>	<i>6/yr</i>	<i>1/mo</i>	<i>2/mo</i>	<i>1/wk</i>	<i>3/wk</i>	<i>Every Day</i>
6th	18043	659	95.9	1.8	0.5	0.3	0.2	0.2	0.2	0.7
7th	16476	580	94.1	2.7	1.0	0.5	0.4	0.4	0.2	0.7
8th	22837	648	93.5	2.7	1.1	0.6	0.5	0.4	0.3	0.8
9th	15548	407	93.5	2.5	1.0	0.6	0.5	0.5	0.4	1.0
10th	16348	408	94.5	2.1	1.0	0.6	0.4	0.4	0.3	0.8
11th	10462	222	94.8	1.8	0.9	0.4	0.4	0.5	0.2	1.1
12th	11437	243	94.8	1.8	0.7	0.5	0.5	0.4	0.1	1.2
JrHs	57356	1887	94.4	2.4	0.9	0.5	0.4	0.4	0.3	0.8
SrHS	53795	1280	94.3	2.1	0.9	0.5	0.5	0.4	0.3	1.0
Total	111151	3167	94.4	2.3	0.9	0.5	0.4	0.4	0.3	0.9

6.55 - Within the past year how often have you used hallucinogens?

<i>Grade Level</i>	<i>N of Valid</i>	<i>N of Miss</i>	<i>Did Not Use</i>	<i>1/yr</i>	<i>6/yr</i>	<i>1/mo</i>	<i>2/mo</i>	<i>1/wk</i>	<i>3/wk</i>	<i>Every Day</i>
6th	17877	825	98.7	0.3	0.1	0.1	0.1	0.1	0.1	0.6
7th	16397	659	98.1	0.5	0.3	0.2	0.2	0.2	0.1	0.5
8th	22785	700	96.8	0.9	0.4	0.4	0.3	0.2	0.2	0.7
9th	15521	434	94.5	1.6	0.9	0.6	0.5	0.5	0.4	1.0
10th	16323	433	92.9	2.3	1.5	0.8	0.7	0.5	0.3	0.8
11th	10446	238	91.1	3.1	2.0	0.9	0.8	0.5	0.3	1.1
12th	11430	250	89.1	3.7	2.7	1.2	1.0	0.5	0.3	1.3
JrHs	57059	2184	97.8	0.6	0.3	0.2	0.2	0.2	0.1	0.6
SrHS	53720	1355	92.2	2.6	1.7	0.9	0.8	0.5	0.4	1.0
Total	110779	3539	95.1	1.5	0.9	0.6	0.5	0.3	0.2	0.8

6.56 - Within the past year how often have you used heroin?

<i>Grade Level</i>	<i>N of Valid</i>	<i>N of Miss</i>	<i>Did Not Use</i>	<i>1/yr</i>	<i>6/yr</i>	<i>1/mo</i>	<i>2/mo</i>	<i>1/wk</i>	<i>3/wk</i>	<i>Every Day</i>
6th	17928	774	98.8	0.2	0.1	0.0	0.1	0.1	0.1	0.6
7th	16412	644	98.5	0.3	0.2	0.1	0.1	0.1	0.1	0.5
8th	22780	705	98.0	0.5	0.2	0.2	0.2	0.1	0.1	0.7
9th	15512	443	97.2	0.6	0.3	0.3	0.2	0.3	0.2	1.0
10th	16310	446	97.5	0.6	0.3	0.2	0.2	0.2	0.1	0.8
11th	10446	238	96.8	0.8	0.3	0.3	0.1	0.2	0.2	1.1
12th	11423	257	96.8	0.8	0.4	0.2	0.2	0.2	0.2	1.2
JrHs	57120	2123	98.4	0.4	0.2	0.1	0.1	0.1	0.1	0.6
SrHS	53691	1384	97.1	0.7	0.3	0.3	0.2	0.2	0.2	1.0
Total	110811	3507	97.8	0.5	0.2	0.2	0.2	0.2	0.1	0.8

6.57 - Within the past year how often have you used steroids?

<i>Grade Level</i>	<i>N of Valid</i>	<i>N of Miss</i>	<i>Did Not Use</i>	<i>1/yr</i>	<i>6/yr</i>	<i>1/mo</i>	<i>2/mo</i>	<i>1/wk</i>	<i>3/wk</i>	<i>Every Day</i>
6th	17869	833	98.3	0.6	0.2	0.1	0.1	0.1	0.1	0.6
7th	16413	643	97.6	0.9	0.2	0.2	0.2	0.1	0.2	0.7
8th	22721	764	97.1	1.0	0.4	0.2	0.2	0.2	0.2	0.9
9th	15491	464	96.6	0.9	0.3	0.3	0.2	0.2	0.3	1.0
10th	16309	447	96.9	0.9	0.4	0.3	0.2	0.1	0.2	1.0
11th	10411	273	96.7	0.7	0.4	0.2	0.2	0.3	0.3	1.2
12th	11425	255	96.8	0.6	0.2	0.3	0.2	0.2	0.4	1.3
JrHs	57003	2240	97.6	0.8	0.3	0.1	0.1	0.1	0.2	0.8
SrHS	53636	1439	96.8	0.8	0.3	0.3	0.2	0.2	0.3	1.1
Total	110639	3679	97.2	0.8	0.3	0.2	0.2	0.2	0.2	0.9

6.58 - Within the past year how often have you used tobacco?

<i>Grade Level</i>	<i>N of Valid</i>	<i>N of Miss</i>	<i>Did Not Use</i>	<i>1/yr</i>	<i>6/yr</i>	<i>1/mo</i>	<i>2/mo</i>	<i>1/wk</i>	<i>3/wk</i>	<i>Every Day</i>
6th	18481	221	86.9	6.6	1.7	0.9	0.6	0.7	1.0	1.6
7th	16896	160	77.6	9.8	2.8	1.4	1.4	1.8	2.1	3.1
8th	23270	215	67.1	11.7	4.9	2.1	2.3	2.5	3.4	6.1
9th	15825	130	56.1	11.6	6.5	2.9	2.9	3.3	4.5	12.2
10th	16625	131	51.4	11.3	6.7	3.2	3.2	3.4	4.8	16.0
11th	10609	75	47.2	10.1	6.9	3.4	3.3	3.6	5.1	20.4
12th	11612	68	43.5	8.9	6.9	3.1	3.3	3.7	5.3	25.3
JrHs	58647	596	76.4	9.5	3.3	1.5	1.5	1.7	2.2	3.8
SrHS	54671	404	50.3	10.6	6.7	3.1	3.2	3.5	4.9	17.7
Total	113318	1000	63.8	10.1	5.0	2.3	2.3	2.6	3.5	10.5

6.59 - Within the past year how often have you drunk alcohol?

<i>Grade Level</i>	<i>N of Valid</i>	<i>N of Miss</i>	<i>Did Not Use</i>	<i>1/yr</i>	<i>6/yr</i>	<i>1/mo</i>	<i>2/mo</i>	<i>1/wk</i>	<i>3/wk</i>	<i>Every Day</i>
6th	18436	266	73.4	17.5	3.4	1.6	1.2	1.1	0.7	1.1
7th	16842	214	61.7	21.2	6.4	2.8	2.6	2.2	1.7	1.4
8th	23218	267	49.4	22.8	9.7	4.6	4.7	4.2	2.7	2.0
9th	15796	159	37.6	20.6	12.5	7.2	7.9	7.2	4.3	2.8
10th	16588	168	33.0	18.3	13.5	8.2	9.9	10.3	4.5	2.4
11th	10595	89	28.7	16.3	14.9	8.5	11.1	12.1	5.7	2.8
12th	11588	92	25.6	14.7	14.4	8.5	12.3	14.3	7.3	2.9
JrHs	58496	747	60.5	20.7	6.8	3.1	3.0	2.7	1.8	1.5
SrHS	54567	508	31.9	17.8	13.7	8.0	10.0	10.6	5.3	2.7
Total	113063	1255	46.7	19.3	10.1	5.5	6.4	6.5	3.5	2.1

6.60 - Within the past year how often have you used illicit drugs?

<i>Grade Level</i>	<i>N of Valid</i>	<i>N of Miss</i>	<i>Did Not Use</i>	<i>1/yr</i>	<i>6/yr</i>	<i>1/mo</i>	<i>2/mo</i>	<i>1/wk</i>	<i>3/wk</i>	<i>Every Day</i>
6th	18441	261	92.6	3.2	0.8	0.5	0.4	0.4	0.6	1.4
7th	16868	188	87.5	4.7	1.7	0.9	0.9	1.0	1.2	2.0
8th	23242	243	80.7	6.0	2.6	1.6	1.7	1.9	2.3	3.1
9th	15801	154	71.8	7.5	3.5	2.4	2.9	3.2	3.4	5.3
10th	16589	167	66.1	7.7	5.2	3.1	3.7	3.7	4.4	6.1
11th	10592	92	62.3	8.5	5.7	3.4	3.8	4.1	4.6	7.5
12th	11605	75	59.8	8.5	6.2	3.6	4.0	4.2	5.1	8.6
JrHs	58551	692	86.4	4.8	1.8	1.1	1.1	1.1	1.5	2.3
SrHS	54587	488	65.7	8.0	5.0	3.1	3.5	3.7	4.3	6.7
Total	113138	1180	76.4	6.3	3.3	2.0	2.3	2.4	2.8	4.4

6.5. How Many of Your Friends

6.61 - How many of your friends smoke cigarettes?

<i>Grade Level</i>	<i>N of Valid</i>	<i>N of Miss</i>	<i>None</i>	<i>A Few</i>	<i>Several</i>	<i>Most</i>
6th	18132	570	66.1	26.9	4.0	3.0
7th	16640	416	48.1	36.8	8.9	6.2
8th	22947	538	32.6	41.9	15.1	10.4
9th	15670	285	19.0	41.1	22.4	17.4
10th	16437	319	14.3	39.3	26.1	20.4
11th	10496	188	11.2	36.4	28.0	24.4
12th	11520	160	9.7	33.4	28.8	28.1
JrHs	57719	1524	47.6	35.7	9.8	6.9
SrHS	54123	952	14.1	38.0	26.0	21.9
Total	111842	2476	31.4	36.8	17.6	14.2

6.62 - How many of your friends use smokeless tobacco?

<i>Grade Level</i>	<i>N of Valid</i>	<i>N of Miss</i>	<i>None</i>	<i>A Few</i>	<i>Several</i>	<i>Most</i>
6th	17925	777	89.0	8.4	1.3	1.3
7th	16504	552	81.9	13.6	2.8	1.7
8th	22738	747	71.3	20.9	4.9	2.9
9th	15550	405	60.8	26.7	7.8	4.7
10th	16353	403	49.1	33.5	11.9	5.5
11th	10451	233	49.1	32.2	13.0	5.7
12th	11464	216	46.7	34.0	13.6	5.7
JrHs	57167	2076	79.9	14.9	3.1	2.1
SrHS	53818	1257	52.0	31.4	11.3	5.4
Total	110985	3333	66.4	22.9	7.1	3.7

6.63 - How many of your friends smoke cigars?

<i>Grade Level</i>	<i>N of Valid</i>	<i>N of Miss</i>	<i>None</i>	<i>A Few</i>	<i>Several</i>	<i>Most</i>
6th	17806	896	88.3	8.7	1.5	1.6
7th	16384	672	80.6	13.8	3.2	2.4
8th	22574	911	70.6	20.2	5.4	3.8
9th	15496	459	57.9	28.3	8.7	5.1
10th	16272	484	50.8	34.6	9.5	5.1
11th	10415	269	45.3	37.6	10.8	6.3
12th	11406	274	41.0	41.4	11.8	5.8
JrHs	56764	2479	79.0	14.7	3.5	2.7
SrHS	53589	1486	49.7	34.8	10.0	5.5
Total	110353	3965	64.8	24.5	6.7	4.0

6.64 - How many of your friends drink beer?

<i>Grade Level</i>	<i>N of Valid</i>	<i>N of Miss</i>	<i>None</i>	<i>A Few</i>	<i>Several</i>	<i>Most</i>
6th	17831	871	71.3	20.6	4.6	3.5
7th	16429	627	54.8	28.6	9.8	6.7
8th	22706	779	35.6	33.4	17.6	13.4
9th	15571	384	19.7	29.9	25.0	25.4
10th	16333	423	12.5	25.5	28.1	33.9
11th	10441	243	10.0	22.0	27.9	40.1
12th	11474	206	8.4	20.4	27.1	44.1
JrHs	56966	2277	52.3	28.0	11.3	8.4
SrHS	53819	1256	13.2	25.0	26.9	34.8
Total	110785	3533	33.3	26.5	18.9	21.2

6.65 - How many of your friends drink wine coolers?

<i>Grade Level</i>	<i>N of Valid</i>	<i>N of Miss</i>	<i>None</i>	<i>A Few</i>	<i>Several</i>	<i>Most</i>
6th	17794	908	74.0	18.1	4.1	3.9
7th	16375	681	59.6	24.9	8.3	7.2
8th	22649	836	43.1	30.1	14.5	12.4
9th	15494	461	28.3	31.4	20.9	19.4
10th	16311	445	20.8	31.6	24.4	23.3
11th	10413	271	18.4	31.1	24.9	25.7
12th	11443	237	16.7	31.0	26.2	26.1
JrHs	56818	2425	57.5	24.8	9.5	8.2
SrHS	53661	1414	21.6	31.3	23.8	23.2
Total	110479	3839	40.1	28.0	16.4	15.5

6.66 - How many of your friends drink liquor?

<i>Grade Level</i>	<i>N of Valid</i>	<i>N of Miss</i>	<i>None</i>	<i>A Few</i>	<i>Several</i>	<i>Most</i>
6th	17700	1002	84.3	10.8	2.5	2.5
7th	16349	707	70.3	19.0	5.7	5.0
8th	22586	899	50.1	26.2	12.4	11.2
9th	15477	478	29.5	28.3	20.1	22.0
10th	16274	482	19.9	26.5	24.7	28.8
11th	10410	274	14.9	24.3	26.7	34.2
12th	11429	251	12.2	23.3	27.9	36.7
JrHs	56635	2608	66.6	19.3	7.4	6.7
SrHS	53590	1485	20.1	25.9	24.4	29.6
Total	110225	4093	44.0	22.5	15.7	17.8

6.67 - How many of your friends smoke marijuana?

<i>Grade Level</i>	<i>N of Valid</i>	<i>N of Miss</i>	<i>None</i>	<i>A Few</i>	<i>Several</i>	<i>Most</i>
6th	17695	1007	89.4	6.7	1.6	2.2
7th	16314	742	78.0	13.5	4.1	4.4
8th	22533	952	58.7	22.4	9.2	9.7
9th	15469	486	42.0	27.7	14.0	16.3
10th	16237	519	32.4	30.2	17.8	19.6
11th	10414	270	27.2	29.7	19.9	23.2
12th	11418	262	24.1	30.9	21.6	23.4
JrHs	56542	2701	73.9	14.9	5.4	5.8
SrHS	53538	1537	32.4	29.5	17.9	20.2
Total	110080	4238	53.7	22.0	11.5	12.8

6.68 - How many of your friends use cocaine?

<i>Grade Level</i>	<i>N of Valid</i>	<i>N of Miss</i>	<i>None</i>	<i>A Few</i>	<i>Several</i>	<i>Most</i>
6th	17649	1053	95.2	3.3	0.6	1.0
7th	16313	743	91.0	6.6	1.3	1.1
8th	22476	1009	85.8	10.5	2.0	1.7
9th	15417	538	81.9	13.4	2.5	2.2
10th	16204	552	78.9	16.2	2.8	2.1
11th	10349	335	78.0	16.6	2.8	2.6
12th	11351	329	77.3	17.3	3.0	2.4
JrHs	56438	2805	90.2	7.1	1.4	1.3
SrHS	53321	1754	79.3	15.7	2.7	2.3
Total	109759	4559	84.9	11.3	2.0	1.8

6.69 - How many of your friends use uppers?

<i>Grade Level</i>	<i>N of Valid</i>	<i>N of Miss</i>	<i>None</i>	<i>A Few</i>	<i>Several</i>	<i>Most</i>
6th	17487	1215	96.0	2.6	0.5	0.9
7th	16165	891	93.2	4.6	1.1	1.0
8th	22327	1158	87.6	8.8	2.0	1.6
9th	15338	617	81.9	12.3	3.4	2.4
10th	16101	655	76.6	16.1	4.4	2.8
11th	10303	381	74.8	17.3	4.6	3.3
12th	11300	380	75.0	17.2	4.9	2.9
JrHs	55979	3264	91.9	5.6	1.3	1.2
SrHS	53042	2033	77.5	15.5	4.3	2.8
Total	109021	5297	84.9	10.4	2.7	2.0

6.70 - How many of your friends use downers?

<i>Grade Level</i>	<i>N of Valid</i>	<i>N of Miss</i>	<i>None</i>	<i>A Few</i>	<i>Several</i>	<i>Most</i>
6th	17532	1170	96.2	2.5	0.5	0.9
7th	16169	887	93.6	4.5	1.0	0.9
8th	22346	1139	89.3	7.6	1.7	1.4
9th	15352	603	84.5	10.6	2.6	2.2
10th	16116	640	80.4	13.7	3.5	2.4
11th	10310	374	79.0	14.5	3.6	2.8
12th	11321	359	79.2	14.4	3.8	2.6
JrHs	56047	3196	92.7	5.1	1.1	1.1
SrHS	53099	1976	81.1	13.1	3.3	2.5
Total	109146	5172	87.0	9.0	2.2	1.8

6.71 - How many of your friends use inhalants?

<i>Grade Level</i>	<i>N of Valid</i>	<i>N of Miss</i>	<i>None</i>	<i>A Few</i>	<i>Several</i>	<i>Most</i>
6th	17570	1132	90.6	6.7	1.5	1.2
7th	16197	859	86.4	9.3	2.6	1.6
8th	22361	1124	82.9	12.1	2.9	2.0
9th	15341	614	83.0	12.1	2.8	2.1
10th	16115	641	83.3	12.5	2.4	1.8
11th	10309	375	84.8	11.1	2.1	2.0
12th	11309	371	85.6	10.8	1.8	1.9
JrHs	56128	3115	86.3	9.6	2.4	1.7
SrHS	53074	2001	84.0	11.8	2.3	2.0
Total	109202	5116	85.2	10.7	2.4	1.8

6.72 - How many of your friends use hallucinogens?

<i>Grade Level</i>	<i>N of Valid</i>	<i>N of Miss</i>	<i>None</i>	<i>A Few</i>	<i>Several</i>	<i>Most</i>
6th	17461	1241	97.0	1.7	0.4	0.9
7th	16146	910	94.9	3.3	1.0	0.9
8th	22302	1183	89.9	6.8	1.8	1.5
9th	15303	652	84.4	10.0	3.0	2.5
10th	16089	667	79.1	13.5	4.4	3.0
11th	10310	374	77.2	14.4	4.9	3.5
12th	11285	395	74.9	15.2	5.9	4.0
JrHs	55909	3334	93.6	4.2	1.1	1.2
SrHS	52987	2088	79.4	13.0	4.4	3.2
Total	108896	5422	86.7	8.5	2.7	2.1

6.73 - How many of your friends use heroin?

<i>Grade Level</i>	<i>N of Valid</i>	<i>N of Miss</i>	<i>None</i>	<i>A Few</i>	<i>Several</i>	<i>Most</i>
6th	17494	1208	96.9	1.7	0.5	0.9
7th	16133	923	95.0	3.4	0.8	0.9
8th	22283	1202	92.0	5.4	1.2	1.4
9th	15297	658	89.9	6.9	1.5	1.7
10th	16073	683	89.2	8.0	1.3	1.5
11th	10282	402	89.7	7.3	1.3	1.7
12th	11301	379	90.1	7.1	1.1	1.7
JrHs	55910	3333	94.4	3.7	0.9	1.1
SrHS	52953	2122	89.7	7.4	1.3	1.6
Total	108863	5455	92.1	5.5	1.1	1.3

6.74 - How many of your friends use steroids?

<i>Grade Level</i>	<i>N of Valid</i>	<i>N of Miss</i>	<i>None</i>	<i>A Few</i>	<i>Several</i>	<i>Most</i>
6th	17428	1274	95.2	3.4	0.6	0.9
7th	16141	915	93.1	5.1	0.9	0.9
8th	22323	1162	89.5	7.7	1.4	1.4
9th	15304	651	85.8	10.4	2.1	1.7
10th	16090	666	83.5	12.8	2.2	1.5
11th	10288	396	82.9	13.2	2.1	1.8
12th	11285	395	83.5	12.7	2.2	1.6
JrHs	55892	3351	92.3	5.6	1.0	1.1
SrHS	52967	2108	84.1	12.2	2.1	1.6
Total	108859	5459	88.3	8.8	1.5	1.4

6.6. What Effect Do You Most Often Get When You Use

6.75 - What effect do you most often get when you smoke cigarettes?

<i>Grade Level</i>	<i>N of Valid</i>	<i>N of Miss</i>	<i>Do Not Use</i>	<i>No High</i>	<i>A Little High</i>	<i>Very High</i>	<i>Bombed/ Stoned</i>
6th	17880	822	87.9	8.8	1.9	0.6	0.8
7th	16399	657	80.7	15.5	2.7	0.4	0.6
8th	22558	927	72.8	22.4	3.8	0.3	0.7
9th	15391	564	64.7	29.4	4.7	0.3	0.9
10th	16133	623	61.3	31.8	5.7	0.3	0.8
11th	10317	367	58.8	34.1	5.7	0.4	1.1
12th	11332	348	54.5	37.2	6.7	0.4	1.3
JrHs	56837	2406	79.8	16.1	2.9	0.4	0.7
SrHS	53173	1902	60.4	32.7	5.6	0.3	1.0
Total	110010	4308	70.4	24.1	4.2	0.4	0.9

6.76 - What effect do you most often get when you use smokeless tobacco?

<i>Grade Level</i>	<i>N of Valid</i>	<i>N of Miss</i>	<i>Do Not Use</i>	<i>No High</i>	<i>A Little High</i>	<i>Very High</i>	<i>Bombed/ Stoned</i>
6th	17715	987	94.8	2.7	1.1	0.7	0.7
7th	16238	818	93.7	4.1	1.1	0.5	0.5
8th	22384	1101	91.7	5.5	1.8	0.4	0.6
9th	15303	652	88.9	7.7	2.2	0.4	0.8
10th	16048	708	87.1	8.9	2.8	0.5	0.7
11th	10249	435	86.1	9.5	3.0	0.5	0.9
12th	11292	388	84.9	10.7	2.8	0.5	1.1
JrHs	56337	2906	93.3	4.2	1.4	0.5	0.6
SrHS	52892	2183	87.0	9.1	2.7	0.4	0.9
Total	109229	5089	90.2	6.6	2.0	0.5	0.7

6.77 - What effect do you most often get when you smoke cigars?

<i>Grade Level</i>	<i>N of Valid</i>	<i>N of Miss</i>	<i>Do Not Use</i>	<i>No High</i>	<i>A Little High</i>	<i>Very High</i>	<i>Bombed/ Stoned</i>
6th	17606	1096	93.6	3.7	1.2	0.7	0.7
7th	16178	878	90.2	6.9	1.9	0.5	0.5
8th	22280	1205	85.5	10.6	2.7	0.5	0.7
9th	15217	738	79.4	15.6	3.6	0.5	0.8
10th	15975	781	77.4	18.0	3.3	0.5	0.9
11th	10236	448	74.4	20.0	4.0	0.5	1.1
12th	11235	445	70.4	23.5	4.3	0.4	1.4
JrHs	56064	3179	89.4	7.4	2.0	0.6	0.7
SrHS	52663	2412	75.9	18.9	3.7	0.5	1.0
Total	108727	5591	82.9	12.9	2.8	0.5	0.8

6.78 - What effect do you most often get when you drink beer?

<i>Grade Level</i>	<i>N of Valid</i>	<i>N of Miss</i>	<i>Do Not Use</i>	<i>No High</i>	<i>A Little High</i>	<i>Very High</i>	<i>Bombed/ Stoned</i>
6th	17573	1129	84.8	9.6	3.0	1.2	1.4
7th	16155	901	76.7	14.0	6.0	1.7	1.5
8th	22316	1169	66.2	16.5	10.9	3.4	3.0
9th	15267	688	54.3	16.2	17.2	6.6	5.8
10th	16004	752	47.1	13.9	20.4	9.9	8.7
11th	10278	406	43.0	12.7	22.5	11.7	10.1
12th	11254	426	40.0	10.7	23.4	14.0	11.9
JrHs	56044	3199	75.1	13.6	7.0	2.2	2.1
SrHS	52803	2272	46.9	13.6	20.5	10.2	8.8
Total	108847	5471	61.4	13.6	13.6	6.1	5.3

6.79 - What effect do you most often get when you drink wine coolers?

<i>Grade Level</i>	<i>N of Valid</i>	<i>N of Miss</i>	<i>Do Not Use</i>	<i>No High</i>	<i>A Little High</i>	<i>Very High</i>	<i>Bombed/ Stoned</i>
6th	17539	1163	82.3	13.1	2.7	0.9	1.0
7th	16131	925	73.7	19.4	4.9	1.0	1.0
8th	22302	1183	64.0	24.3	8.3	1.7	1.7
9th	15227	728	54.0	26.5	14.1	2.7	2.6
10th	15978	778	50.3	24.4	17.8	4.1	3.4
11th	10227	457	47.6	23.5	20.4	4.2	4.2
12th	11237	443	45.2	22.4	23.0	5.1	4.3
JrHs	55972	3271	72.5	19.4	5.6	1.3	1.3
SrHS	52669	2406	49.8	24.4	18.4	3.9	3.5
Total	108641	5677	61.5	21.8	11.8	2.5	2.4

6.80 - What effect do you most often get when you drink liquor?

<i>Grade Level</i>	<i>N of Valid</i>	<i>N of Miss</i>	<i>Do Not Use</i>	<i>No High</i>	<i>A Little High</i>	<i>Very High</i>	<i>Bombed/ Stoned</i>
6th	17516	1186	90.9	4.1	2.1	1.4	1.5
7th	16087	969	84.1	7.2	4.3	2.4	2.0
8th	22279	1206	73.4	9.5	7.4	5.0	4.6
9th	15242	713	59.0	10.2	11.8	9.6	9.3
10th	15940	816	50.9	9.0	13.0	13.4	13.6
11th	10244	440	44.8	8.5	14.7	15.6	16.4
12th	11208	472	40.0	7.7	15.1	18.5	18.8
JrHs	55882	3361	82.0	7.2	4.8	3.1	2.9
SrHS	52634	2441	49.7	9.0	13.4	13.8	14.0
Total	108516	5802	66.4	8.0	9.0	8.3	8.3

6.81 - What effect do you most often get when you smoke marijuana?

<i>Grade Level</i>	<i>N of Valid</i>	<i>N of Miss</i>	<i>Do Not Use</i>	<i>No High</i>	<i>A Little High</i>	<i>Very High</i>	<i>Bombed/ Stoned</i>
6th	17523	1179	93.9	0.6	0.9	1.8	2.8
7th	16088	968	90.2	0.8	2.0	3.1	4.0
8th	22214	1271	83.3	0.9	2.9	5.2	7.7
9th	15186	769	74.5	1.2	4.2	8.0	12.1
10th	15961	795	68.9	1.3	5.0	9.3	15.6
11th	10229	455	65.0	1.4	6.1	11.0	16.5
12th	11201	479	62.1	1.5	6.8	11.8	17.8
JrHs	55825	3418	88.6	0.8	2.0	3.5	5.1
SrHS	52577	2498	68.3	1.3	5.4	9.8	15.2
Total	108402	5916	78.8	1.0	3.6	6.6	10.0

6.82 - What effect do you most often get when you use cocaine?

<i>Grade Level</i>	<i>N of Valid</i>	<i>N of Miss</i>	<i>Do Not Use</i>	<i>No High</i>	<i>A Little High</i>	<i>Very High</i>	<i>Bombed/ Stoned</i>
6th	17481	1221	96.1	0.3	0.4	0.9	2.2
7th	16069	987	96.0	0.4	0.6	0.9	2.1
8th	22139	1346	95.3	0.4	0.5	1.1	2.7
9th	15153	802	94.8	0.5	0.6	1.0	3.0
10th	15913	843	94.2	0.6	0.7	1.4	3.0
11th	10184	500	93.4	0.7	0.9	1.5	3.5
12th	11166	514	92.3	0.7	1.1	2.0	3.9
JrHs	55689	3554	95.7	0.4	0.5	1.0	2.4
SrHS	52416	2659	93.8	0.6	0.8	1.4	3.3
Total	108105	6213	94.8	0.5	0.7	1.2	2.8

6.83 - What effect do you most often get when you use uppers?

<i>Grade Level</i>	<i>N of Valid</i>	<i>N of Miss</i>	<i>Do Not Use</i>	<i>No High</i>	<i>A Little High</i>	<i>Very High</i>	<i>Bombed/ Stoned</i>
6th	17367	1335	96.0	0.7	0.7	1.0	1.7
7th	16003	1053	95.7	0.9	0.9	1.1	1.4
8th	22123	1362	94.3	0.9	1.4	1.5	1.9
9th	15092	863	92.8	1.0	2.2	1.7	2.3
10th	15889	867	90.8	1.4	2.9	2.3	2.5
11th	10178	506	89.9	1.2	3.3	2.9	2.7
12th	11143	537	89.3	1.2	3.6	2.5	3.3
JrHs	55493	3750	95.2	0.8	1.1	1.2	1.7
SrHS	52302	2773	90.9	1.2	2.9	2.3	2.6
Total	107795	6523	93.1	1.0	2.0	1.7	2.2

6.84 - What effect do you most often get when you use downers?

<i>Grade Level</i>	<i>N of Valid</i>	<i>N of Miss</i>	<i>Do Not Use</i>	<i>No High</i>	<i>A Little High</i>	<i>Very High</i>	<i>Bombed/Stoned</i>
6th	17318	1384	96.2	0.7	0.7	0.9	1.6
7th	15945	1111	96.0	1.0	0.9	0.9	1.2
8th	22107	1378	95.1	1.0	1.2	1.1	1.7
9th	15081	874	93.9	1.2	1.7	1.2	2.0
10th	15867	889	92.6	1.4	2.3	1.6	2.0
11th	10165	519	92.2	1.2	2.4	1.7	2.5
12th	11144	536	91.5	1.2	2.7	1.8	2.8
JrHs	55370	3873	95.7	0.9	0.9	1.0	1.5
SrHS	52257	2818	92.7	1.3	2.2	1.5	2.3
Total	107627	6691	94.2	1.1	1.6	1.2	1.9

6.85 - What effect do you most often get when you use inhalants?

<i>Grade Level</i>	<i>N of Valid</i>	<i>N of Miss</i>	<i>Do Not Use</i>	<i>No High</i>	<i>A Little High</i>	<i>Very High</i>	<i>Bombed/Stoned</i>
6th	17435	1267	94.1	1.3	1.7	1.3	1.5
7th	15997	1059	93.0	1.6	2.7	1.3	1.4
8th	22094	1391	92.6	1.5	2.8	1.2	1.8
9th	15095	860	93.4	1.1	2.4	1.2	1.8
10th	15869	887	94.0	1.1	2.0	1.0	1.8
11th	10169	515	94.4	0.8	1.7	1.1	2.0
12th	11156	524	94.4	0.8	1.5	1.0	2.3
JrHs	55526	3717	93.2	1.5	2.5	1.3	1.6
SrHS	52289	2786	94.0	1.0	2.0	1.1	1.9
Total	107815	6503	93.6	1.2	2.2	1.2	1.8

6.86 - What effect do you most often get when you use hallucinogens?

<i>Grade Level</i>	<i>N of Valid</i>	<i>N of Miss</i>	<i>Do Not Use</i>	<i>No High</i>	<i>A Little High</i>	<i>Very High</i>	<i>Bombed/Stoned</i>
6th	17316	1386	96.4	0.5	0.5	0.9	1.8
7th	15922	1134	96.3	0.6	0.6	0.9	1.7
8th	22068	1417	95.3	0.6	0.6	1.0	2.5
9th	15075	880	93.6	0.5	0.7	1.4	3.7
10th	15819	937	92.2	0.5	0.7	1.6	5.0
11th	10165	519	90.9	0.5	0.8	1.9	6.0
12th	11153	527	88.7	0.6	0.7	2.3	7.7
JrHs	55306	3937	95.9	0.5	0.5	1.0	2.0
SrHS	52212	2863	91.6	0.5	0.7	1.8	5.4
Total	107518	6800	93.8	0.5	0.6	1.4	3.7

6.87 - What effect do you most often get when you use heroin?

<i>Grade Level</i>	<i>N of Valid</i>	<i>N of Miss</i>	<i>Do Not Use</i>	<i>No High</i>	<i>A Little High</i>	<i>Very High</i>	<i>Bombed/Stoned</i>
6th	17310	1392	96.4	0.4	0.4	0.8	2.0
7th	15924	1132	96.5	0.5	0.5	0.9	1.7
8th	21998	1487	96.4	0.4	0.5	0.6	2.1
9th	15023	932	96.2	0.4	0.4	0.7	2.3
10th	15828	928	96.5	0.5	0.4	0.5	2.1
11th	10115	569	96.2	0.4	0.4	0.6	2.4
12th	11094	586	96.0	0.5	0.3	0.7	2.5
JrHs	55232	4011	96.4	0.4	0.5	0.7	1.9
SrHS	52060	3015	96.2	0.5	0.4	0.6	2.3
Total	107292	7026	96.3	0.4	0.4	0.7	2.1

6.88 - What effect do you most often get when you use steroids?

<i>Grade Level</i>	<i>N of Valid</i>	<i>N of Miss</i>	<i>Do Not Use</i>	<i>No High</i>	<i>A Little High</i>	<i>Very High</i>	<i>Bombed/Stoned</i>
6th	17232	1470	96.2	1.0	0.7	0.7	1.4
7th	15894	1162	96.1	1.4	0.6	0.7	1.1
8th	21966	1519	96.0	1.5	0.6	0.6	1.3
9th	14995	960	95.9	1.6	0.6	0.5	1.3
10th	15834	922	96.2	1.7	0.5	0.4	1.3
11th	10125	559	96.2	1.5	0.6	0.3	1.3
12th	11110	570	96.3	1.5	0.4	0.4	1.4
JrHs	55092	4151	96.1	1.3	0.6	0.7	1.3
SrHS	52064	3011	96.1	1.6	0.5	0.4	1.3
Total	107156	7162	96.1	1.4	0.6	0.5	1.3

6.7. When Do You Use

6.89 - When do you smoke cigarettes?

<i>Grade Level</i>	<i>N of Valid</i>	<i>N of Miss</i>	<i>Do Not Use</i>	<i>Before School</i>	<i>During School</i>	<i>After School</i>	<i>Week Nights</i>	<i>Weekends</i>
6th	18702	0	86.7	1.4	0.6	3.4	2.1	5.6
7th	17056	0	80.1	2.8	0.9	6.7	4.6	10.5
8th	23485	0	73.2	5.2	1.6	10.9	7.6	16.2
9th	15955	0	66.3	9.9	5.7	16.2	11.9	22.0
10th	16756	0	63.5	13.0	7.6	18.7	15.6	25.9
11th	10684	0	60.5	16.1	8.2	21.9	19.0	29.2
12th	11680	0	56.6	20.1	10.0	25.6	23.3	33.6
JrHs	59243	0	79.5	3.3	1.1	7.3	5.0	11.2
SrHS	55075	0	62.3	14.2	7.7	20.1	16.9	27.1
Total	114318	0	71.2	8.5	4.3	13.5	10.7	18.9

6.90 - When do you use smokeless tobacco?

<i>Grade Level</i>	<i>N of Valid</i>	<i>N of Miss</i>	<i>Do Not Use</i>	<i>Before School</i>	<i>During School</i>	<i>After School</i>	<i>Week Nights</i>	<i>Weekends</i>
6th	18702	0	91.8	0.6	0.5	0.9	0.7	1.4
7th	17056	0	90.8	0.6	0.6	1.2	0.9	2.2
8th	23485	0	89.2	1.0	0.8	2.2	1.5	3.5
9th	15955	0	87.5	1.8	2.1	3.2	2.3	4.6
10th	16756	0	86.6	2.1	2.5	3.8	2.8	5.7
11th	10684	0	85.5	2.5	3.2	4.3	3.3	6.0
12th	11680	0	85.6	2.7	3.4	4.6	4.0	6.6
JrHs	59243	0	90.5	0.7	0.6	1.5	1.1	2.5
SrHS	55075	0	86.4	2.2	2.7	3.9	3.0	5.6
Total	114318	0	88.5	1.5	1.6	2.6	2.0	4.0

6.91 - When do you smoke cigars?

<i>Grade Level</i>	<i>N of Valid</i>	<i>N of Miss</i>	<i>Do Not Use</i>	<i>Before School</i>	<i>During School</i>	<i>After School</i>	<i>Week Nights</i>	<i>Weekends</i>
6th	18702	0	90.6	0.5	0.5	1.1	0.8	2.1
7th	17056	0	87.8	0.6	0.4	1.8	1.4	4.3
8th	23485	0	84.3	1.1	0.7	3.0	2.1	7.5
9th	15955	0	80.0	1.5	1.3	3.7	3.1	11.5
10th	16756	0	78.7	1.3	1.1	3.6	3.1	13.5
11th	10684	0	76.0	1.7	1.2	3.9	3.8	15.9
12th	11680	0	73.5	1.7	1.4	3.9	4.5	18.5
JrHs	59243	0	87.3	0.8	0.6	2.0	1.5	4.9
SrHS	55075	0	77.5	1.5	1.2	3.7	3.5	14.5
Total	114318	0	82.6	1.1	0.9	2.9	2.5	9.5

6.92 - When do you drink beer?

<i>Grade Level</i>	<i>N of Valid</i>	<i>N of Miss</i>	<i>Do Not Use</i>	<i>Before School</i>	<i>During School</i>	<i>After School</i>	<i>Week Nights</i>	<i>Weekends</i>
6th	18702	0	83.9	0.8	0.5	1.8	2.3	7.5
7th	17056	0	77.1	0.8	0.6	2.9	3.7	13.5
8th	23485	0	67.6	1.2	0.8	4.6	5.5	22.8
9th	15955	0	56.3	1.6	1.4	5.3	7.3	34.4
10th	16756	0	49.0	1.6	1.5	5.1	7.7	42.7
11th	10684	0	44.9	1.9	1.5	5.0	8.5	47.1
12th	11680	0	41.5	1.8	1.8	5.5	10.6	51.0
JrHs	59243	0	75.5	0.9	0.6	3.2	4.0	15.3
SrHS	55075	0	48.7	1.7	1.5	5.2	8.4	42.9
Total	114318	0	62.6	1.3	1.1	4.2	6.1	28.6

6.93 - When do you drink wine coolers?

<i>Grade Level</i>	<i>N of Valid</i>	<i>N of Miss</i>	<i>Do Not Use</i>	<i>Before School</i>	<i>During School</i>	<i>After School</i>	<i>Week Nights</i>	<i>Weekends</i>
6th	18702	0	81.5	0.8	0.5	1.8	2.5	9.4
7th	17056	0	74.5	0.8	0.5	2.7	3.8	15.7
8th	23485	0	65.7	1.1	0.8	4.1	5.6	24.2
9th	15955	0	56.7	1.3	1.1	4.7	6.9	33.2
10th	16756	0	53.0	1.2	1.2	3.9	6.2	38.0
11th	10684	0	50.4	1.3	1.2	3.5	6.6	40.9
12th	11680	0	48.5	1.3	1.2	3.2	7.2	43.5
JrHs	59243	0	73.2	0.9	0.6	3.0	4.1	17.1
SrHS	55075	0	52.6	1.3	1.1	3.9	6.7	38.4
Total	114318	0	63.3	1.1	0.9	3.4	5.3	27.3

6.94 - When do you drink liquor?

<i>Grade Level</i>	<i>N of Valid</i>	<i>N of Miss</i>	<i>Do Not Use</i>	<i>Before School</i>	<i>During School</i>	<i>After School</i>	<i>Week Nights</i>	<i>Weekends</i>
6th	18702	0	87.9	0.6	0.5	1.1	1.3	4.1
7th	17056	0	82.5	0.6	0.5	1.8	2.4	9.1
8th	23485	0	73.1	1.0	0.8	3.1	4.0	18.0
9th	15955	0	59.9	1.5	1.3	4.7	6.2	30.9
10th	16756	0	52.0	1.6	1.6	4.3	6.2	39.6
11th	10684	0	46.7	1.8	1.7	4.0	7.1	45.3
12th	11680	0	42.0	1.7	1.7	4.2	8.0	50.5
JrHs	59243	0	80.5	0.7	0.6	2.1	2.7	11.0
SrHS	55075	0	51.1	1.6	1.6	4.3	6.8	40.5
Total	114318	0	66.3	1.2	1.1	3.2	4.7	25.2

6.95 - When do you smoke marijuana?

<i>Grade Level</i>	<i>N of Valid</i>	<i>N of Miss</i>	<i>Do Not Use</i>	<i>Before School</i>	<i>During School</i>	<i>After School</i>	<i>Week Nights</i>	<i>Weekends</i>
6th	18702	0	90.4	0.6	0.5	1.0	1.0	2.0
7th	17056	0	87.0	1.0	0.6	2.0	1.9	4.8
8th	23485	0	81.4	2.2	1.1	4.3	4.2	10.2
9th	15955	0	73.8	4.3	2.3	7.4	7.5	17.1
10th	16756	0	68.9	5.5	3.5	8.7	9.6	22.7
11th	10684	0	65.8	6.3	4.0	10.0	11.7	26.0
12th	11680	0	63.6	7.2	4.6	11.0	14.0	28.2
JrHs	59243	0	85.9	1.4	0.8	2.6	2.5	6.0
SrHS	55075	0	68.6	5.7	3.5	9.1	10.3	22.9
Total	114318	0	77.5	3.4	2.1	5.7	6.3	14.2

6.96 - When do you use cocaine?

<i>Grade Level</i>	<i>N of Valid</i>	<i>N of Miss</i>	<i>Do Not Use</i>	<i>Before School</i>	<i>During School</i>	<i>After School</i>	<i>Week Nights</i>	<i>Weekends</i>
6th	18702	0	91.9	0.4	0.4	0.5	0.4	0.6
7th	17056	0	91.7	0.4	0.4	0.4	0.4	0.9
8th	23485	0	91.3	0.5	0.5	0.7	0.6	1.5
9th	15955	0	90.6	0.7	0.8	1.1	0.9	2.3
10th	16756	0	90.2	0.8	0.9	1.1	1.1	2.8
11th	10684	0	89.7	1.0	1.1	1.3	1.4	3.4
12th	11680	0	89.3	1.1	1.3	1.5	1.6	4.2
JrHs	59243	0	91.6	0.4	0.5	0.6	0.5	1.0
SrHS	55075	0	90.0	0.9	1.0	1.2	1.2	3.1
Total	114318	0	90.9	0.6	0.7	0.9	0.8	2.0

6.97 - When do you use uppers?

<i>Grade Level</i>	<i>N of Valid</i>	<i>N of Miss</i>	<i>Do Not Use</i>	<i>Before School</i>	<i>During School</i>	<i>After School</i>	<i>Week Nights</i>	<i>Weekends</i>
6th	18702	0	91.1	0.5	0.5	0.5	0.5	0.6
7th	17056	0	91.1	0.5	0.5	0.6	0.5	1.0
8th	23485	0	90.2	0.9	0.8	1.0	0.9	2.0
9th	15955	0	88.6	1.6	1.7	1.4	1.5	3.2
10th	16756	0	87.2	1.9	2.0	2.0	2.0	4.6
11th	10684	0	86.2	2.1	2.2	2.2	2.2	5.5
12th	11680	0	86.4	2.2	2.3	2.3	2.6	5.9
JrHs	59243	0	90.7	0.6	0.6	0.8	0.7	1.3
SrHS	55075	0	87.3	1.9	2.0	1.9	2.0	4.7
Total	114318	0	89.1	1.2	1.3	1.3	1.3	2.9

6.98 - When do you use downers?

<i>Grade Level</i>	<i>N of Valid</i>	<i>N of Miss</i>	<i>Do Not Use</i>	<i>Before School</i>	<i>During School</i>	<i>After School</i>	<i>Week Nights</i>	<i>Weekends</i>
6th	18702	0	91.2	0.4	0.5	0.5	0.4	0.6
7th	17056	0	91.3	0.4	0.5	0.5	0.5	0.9
8th	23485	0	90.7	0.6	0.6	0.9	0.8	1.5
9th	15955	0	89.5	1.1	1.2	1.2	1.4	2.6
10th	16756	0	88.5	1.1	1.3	1.6	1.8	3.6
11th	10684	0	88.0	1.4	1.7	1.8	2.0	4.3
12th	11680	0	88.1	1.3	1.6	1.9	2.4	4.7
JrHs	59243	0	91.0	0.5	0.5	0.7	0.6	1.0
SrHS	55075	0	88.6	1.2	1.4	1.6	1.8	3.7
Total	114318	0	89.9	0.8	0.9	1.1	1.2	2.3

6.99 - When do you use inhalants?

<i>Grade Level</i>	<i>N of Valid</i>	<i>N of Miss</i>	<i>Do Not Use</i>	<i>Before School</i>	<i>During School</i>	<i>After School</i>	<i>Week Nights</i>	<i>Weekends</i>
6th	18702	0	89.8	0.6	1.4	1.0	0.8	1.1
7th	17056	0	89.3	0.6	1.8	1.1	1.0	1.7
8th	23485	0	89.1	0.7	1.8	1.4	1.2	2.1
9th	15955	0	89.3	0.8	1.5	1.4	1.3	2.4
10th	16756	0	89.7	0.6	1.2	1.2	1.2	2.3
11th	10684	0	90.4	0.8	1.2	1.2	1.1	2.4
12th	11680	0	90.8	0.8	1.2	1.1	1.2	2.2
JrHs	59243	0	89.4	0.6	1.7	1.2	1.0	1.6
SrHS	55075	0	90.0	0.7	1.3	1.2	1.2	2.3
Total	114318	0	89.6	0.7	1.5	1.2	1.1	2.0

6.100 - When do you use hallucinogens?

<i>Grade Level</i>	<i>N of Valid</i>	<i>N of Miss</i>	<i>Do Not Use</i>	<i>Before School</i>	<i>During School</i>	<i>After School</i>	<i>Week Nights</i>	<i>Weekends</i>
6th	18702	0	90.9	0.4	0.5	0.4	0.4	0.6
7th	17056	0	91.3	0.3	0.4	0.4	0.3	0.9
8th	23485	0	90.7	0.5	0.6	0.7	0.6	1.7
9th	15955	0	89.1	0.8	0.9	1.1	1.1	3.3
10th	16756	0	88.0	0.8	1.0	1.2	1.2	4.7
11th	10684	0	86.9	1.0	1.2	1.2	1.6	5.8
12th	11680	0	85.8	1.2	1.4	1.5	1.9	7.4
JrHs	59243	0	90.9	0.4	0.5	0.5	0.5	1.1
SrHS	55075	0	87.6	0.9	1.1	1.2	1.4	5.1
Total	114318	0	89.3	0.7	0.8	0.9	0.9	3.0

6.101 - When do you use heroin?

<i>Grade Level</i>	<i>N of Valid</i>	<i>N of Miss</i>	<i>Do Not Use</i>	<i>Before School</i>	<i>During School</i>	<i>After School</i>	<i>Week Nights</i>	<i>Weekends</i>
6th	18702	0	90.8	0.4	0.4	0.4	0.4	0.5
7th	17056	0	91.4	0.3	0.3	0.3	0.3	0.6
8th	23485	0	91.4	0.4	0.5	0.6	0.5	0.9
9th	15955	0	91.2	0.6	0.8	0.8	0.7	1.4
10th	16756	0	91.3	0.6	0.7	0.6	0.7	1.3
11th	10684	0	91.2	0.8	0.9	0.8	0.8	1.6
12th	11680	0	91.3	0.8	1.0	1.0	0.9	1.7
JrHs	59243	0	91.2	0.4	0.4	0.5	0.4	0.7
SrHS	55075	0	91.2	0.7	0.8	0.8	0.7	1.5
Total	114318	0	91.2	0.5	0.6	0.6	0.6	1.1

6.102 - When do you use steroids?

<i>Grade Level</i>	<i>N of Valid</i>	<i>N of Miss</i>	<i>Do Not Use</i>	<i>Before School</i>	<i>During School</i>	<i>After School</i>	<i>Week Nights</i>	<i>Weekends</i>
6th	18702	0	90.2	0.4	0.5	0.6	0.4	0.6
7th	17056	0	90.7	0.5	0.4	0.6	0.4	0.8
8th	23485	0	90.6	0.6	0.6	0.8	0.6	1.0
9th	15955	0	90.5	0.9	0.8	1.0	0.9	1.3
10th	16756	0	90.7	0.7	0.8	1.0	0.7	1.2
11th	10684	0	91.0	0.9	0.8	1.0	0.7	1.0
12th	11680	0	91.4	0.8	1.1	1.2	0.9	1.0
JrHs	59243	0	90.5	0.5	0.5	0.7	0.5	0.8
SrHS	55075	0	90.9	0.8	0.9	1.0	0.8	1.2
Total	114318	0	90.7	0.7	0.7	0.8	0.6	1.0

6.103 - When do you use any tobacco?

<i>Grade Level</i>	<i>N of Valid</i>	<i>N of Miss</i>	<i>Do Not Use</i>	<i>Before School</i>	<i>During School</i>	<i>After School</i>	<i>Week Nights</i>	<i>Weekends</i>
6th	18702	0	93.5	0.8	0.6	1.5	1.1	2.8
7th	17056	0	92.7	1.0	0.7	2.5	1.9	5.4
8th	23485	0	91.8	1.6	1.2	4.3	3.0	9.1
9th	15955	0	90.5	2.8	2.7	5.8	4.7	13.4
10th	16756	0	89.8	2.9	3.0	6.3	5.0	15.6
11th	10684	0	89.0	3.5	3.8	7.1	6.2	18.1
12th	11680	0	88.8	3.7	4.0	7.2	7.3	20.8
JrHs	59243	0	92.6	1.2	0.9	2.9	2.1	6.0
SrHS	55075	0	89.6	3.2	3.3	6.5	5.6	16.6
Total	114318	0	91.2	2.1	2.0	4.6	3.8	11.1

6.104 - When do you use any alcohol?

<i>Grade Level</i>	<i>N of Valid</i>	<i>N of Miss</i>	<i>Do Not Use</i>	<i>Before School</i>	<i>During School</i>	<i>After School</i>	<i>Week Nights</i>	<i>Weekends</i>
6th	18702	0	91.2	1.3	0.7	2.8	3.6	12.5
7th	17056	0	86.9	1.3	0.9	4.3	5.8	20.8
8th	23485	0	79.6	1.8	1.3	6.5	8.2	31.5
9th	15955	0	70.1	2.4	2.1	7.7	10.6	44.0
10th	16756	0	64.4	2.3	2.2	6.8	10.4	50.9
11th	10684	0	61.7	2.6	2.3	6.5	11.2	56.4
12th	11680	0	59.6	2.5	2.3	6.8	13.2	60.8
JrHs	59243	0	85.3	1.5	1.0	4.7	6.1	22.4
SrHS	55075	0	64.5	2.4	2.2	7.0	11.2	52.0
Total	114318	0	75.3	1.9	1.6	5.8	8.6	36.7

6.105 - When do you use any illicit drug?

<i>Grade Level</i>	<i>N of Valid</i>	<i>N of Miss</i>	<i>Do Not Use</i>	<i>Before School</i>	<i>During School</i>	<i>After School</i>	<i>Week Nights</i>	<i>Weekends</i>
6th	18702	0	94.8	1.5	1.8	2.0	1.8	3.2
7th	17056	0	94.7	2.1	2.8	3.6	3.1	6.6
8th	23485	0	94.6	3.6	3.2	6.1	5.8	11.9
9th	15955	0	94.2	5.9	4.7	9.3	9.0	19.0
10th	16756	0	94.4	7.2	5.7	10.6	11.2	24.8
11th	10684	0	94.3	8.3	6.5	12.1	13.4	27.9
12th	11680	0	94.4	8.9	6.9	12.8	15.7	30.4
JrHs	59243	0	94.7	2.5	2.6	4.1	3.8	7.6
SrHS	55075	0	94.4	7.4	5.8	11.0	11.9	24.9
Total	114318	0	94.5	4.9	4.2	7.4	7.7	15.9

6.8. While At School Have You

6.106 - While at school have you carried a gun?

<i>Grade Level</i>	<i>N of Valid</i>	<i>N of Miss</i>	<i>Never</i>	<i>One Time</i>	<i>2-5 Times</i>	<i>6 or More Times</i>
6th	18174	528	98.4	0.6	0.1	0.8
7th	16571	485	97.9	1.0	0.4	0.7
8th	22831	654	97.4	1.1	0.4	1.1
9th	15539	416	96.5	1.2	0.7	1.5
10th	16258	498	96.9	1.2	0.6	1.4
11th	10366	318	96.5	1.1	0.7	1.6
12th	11410	270	96.6	0.9	0.7	1.8
JrHs	57576	1667	97.9	0.9	0.3	0.9
SrHS	53573	1502	96.6	1.1	0.7	1.6
Total	111149	3169	97.3	1.0	0.5	1.2

6.107 - While at school have you carried a knife, club or other weapon?

<i>Grade Level</i>	<i>N of Valid</i>	<i>N of Miss</i>	<i>Never</i>	<i>One Time</i>	<i>2-5 Times</i>	<i>6 or More Times</i>
6th	18153	549	92.6	4.7	1.2	1.5
7th	16555	501	89.2	6.6	2.3	1.9
8th	22796	689	86.0	7.7	3.2	3.1
9th	15513	442	83.7	7.5	3.9	4.9
10th	16253	503	83.8	6.4	4.0	5.9
11th	10348	336	83.4	5.9	3.8	6.9
12th	11403	277	85.0	4.6	3.4	7.0
JrHs	57504	1739	89.0	6.5	2.3	2.2
SrHS	53517	1558	83.9	6.2	3.8	6.0
Total	111021	3297	86.6	6.3	3.0	4.1

6.108 - While at school have you threatened a student with a gun, knife or club?

<i>Grade Level</i>	<i>N of Valid</i>	<i>N of Miss</i>	<i>Never</i>	<i>One Time</i>	<i>2-5 Times</i>	<i>6 or More Times</i>
6th	18000	702	96.6	1.7	0.8	1.0
7th	16411	645	95.3	2.4	1.2	1.2
8th	22642	843	94.3	2.7	1.4	1.7
9th	15389	566	93.1	2.9	1.8	2.2
10th	16129	627	94.3	2.4	1.4	1.9
11th	10295	389	94.5	2.2	1.4	1.9
12th	11339	341	95.2	1.9	1.2	1.8
JrHs	57053	2190	95.3	2.3	1.1	1.3
SrHS	53152	1923	94.2	2.4	1.5	2.0
Total	110205	4113	94.8	2.3	1.3	1.6

6.109 - While at school have you threatened to hurt a student by hitting, slapping or kicking?

<i>Grade Level</i>	<i>N of Valid</i>	<i>N of Miss</i>	<i>Never</i>	<i>One Time</i>	<i>2-5 Times</i>	<i>6 or More Times</i>
6th	18082	620	65.8	15.4	10.1	8.7
7th	16503	553	58.8	16.7	12.8	11.8
8th	22755	730	55.4	15.4	15.2	14.0
9th	15490	465	56.9	14.7	15.0	13.5
10th	16212	544	61.9	13.2	13.7	11.2
11th	10347	337	64.7	12.2	12.9	10.2
12th	11390	290	70.3	10.3	11.6	7.9
JrHs	57340	1903	59.6	15.8	12.9	11.7
SrHS	53439	1636	62.8	12.8	13.5	10.9
Total	110779	3539	61.2	14.4	13.2	11.3

6.110 - While at school have you hurt a student by using a gun, knife or club?

<i>Grade Level</i>	<i>N of Valid</i>	<i>N of Miss</i>	<i>Never</i>	<i>One Time</i>	<i>2-5 Times</i>	<i>6 or More Times</i>
6th	18015	687	97.7	1.1	0.5	0.7
7th	16433	623	97.1	1.3	0.8	0.8
8th	22667	818	96.2	1.7	0.9	1.1
9th	15420	535	95.3	2.0	1.1	1.5
10th	16171	585	96.2	1.5	1.0	1.3
11th	10318	366	96.1	1.5	1.0	1.4
12th	11374	306	96.7	1.1	0.8	1.3
JrHs	57115	2128	97.0	1.4	0.8	0.9
SrHS	53283	1792	96.1	1.5	1.0	1.4
Total	110398	3920	96.5	1.5	0.9	1.1

6.111 - While at school have you hurt a student by hitting, slapping or kicking?

<i>Grade Level</i>	<i>N of Valid</i>	<i>N of Miss</i>	<i>Never</i>	<i>One Time</i>	<i>2-5 Times</i>	<i>6 or More Times</i>
6th	18018	684	69.1	15.4	8.9	6.5
7th	16432	624	63.8	17.1	10.8	8.2
8th	22673	812	62.3	16.0	12.6	9.1
9th	15452	503	66.2	14.2	11.2	8.4
10th	16180	576	72.2	12.4	9.3	6.1
11th	10313	371	75.7	10.6	8.2	5.5
12th	11380	300	80.6	8.3	6.7	4.4
JrHs	57123	2120	64.9	16.1	10.9	8.0
SrHS	53325	1750	72.9	11.7	9.1	6.3
Total	110448	3870	68.8	14.0	10.0	7.2

6.112 - While at school have you been threatened with a gun, knife or club by a student?

<i>Grade Level</i>	<i>N of Valid</i>	<i>N of Miss</i>	<i>Never</i>	<i>One Time</i>	<i>2-5 Times</i>	<i>6 or More Times</i>
6th	17984	718	90.2	6.1	2.2	1.5
7th	16435	621	88.4	7.2	2.7	1.7
8th	22666	819	87.2	7.4	3.4	2.0
9th	15436	519	86.9	7.4	3.4	2.4
10th	16144	612	89.0	6.3	2.8	2.0
11th	10314	370	90.8	5.4	1.8	2.0
12th	11370	310	92.1	4.0	2.1	1.9
JrHs	57085	2158	88.5	6.9	2.8	1.8
SrHS	53264	1811	89.4	5.9	2.6	2.1
Total	110349	3969	88.9	6.4	2.7	1.9

6.113 - While at school have you had a student threaten to hit, slap or kick you?

<i>Grade Level</i>	<i>N of Valid</i>	<i>N of Miss</i>	<i>Never</i>	<i>One Time</i>	<i>2-5 Times</i>	<i>6 or More Times</i>
6th	18023	679	56.7	19.3	13.9	10.1
7th	16460	596	54.2	20.4	14.6	10.8
8th	22667	818	53.8	19.4	15.7	11.2
9th	15441	514	57.2	18.9	14.4	9.4
10th	16182	574	62.4	17.1	12.8	7.8
11th	10328	356	68.0	15.4	10.2	6.4
12th	11375	305	74.3	11.9	8.5	5.3
JrHs	57150	2093	54.8	19.6	14.8	10.7
SrHS	53326	1749	64.5	16.2	11.8	7.5
Total	110476	3842	59.5	18.0	13.4	9.1

6.114 - While at school have you been afraid a student may hurt you?

<i>Grade Level</i>	<i>N of Valid</i>	<i>N of Miss</i>	<i>Never</i>	<i>One Time</i>	<i>2-5 Times</i>	<i>6 or More Times</i>
6th	18015	687	70.6	17.2	7.2	5.1
7th	16454	602	71.2	16.6	7.4	4.9
8th	22673	812	73.7	15.2	6.9	4.1
9th	15421	534	73.7	15.8	6.7	3.8
10th	16154	602	77.8	13.9	5.3	3.0
11th	10321	363	81.5	11.4	4.4	2.6
12th	11364	316	85.6	8.7	3.4	2.3
JrHs	57142	2101	72.0	16.2	7.1	4.6
SrHS	53260	1815	79.0	12.9	5.1	3.0
Total	110402	3916	75.4	14.6	6.2	3.8

6.115 - While at school have you been hurt by a student using a gun, knife or club?

<i>Grade Level</i>	<i>N of Valid</i>	<i>N of Miss</i>	<i>Never</i>	<i>One Time</i>	<i>2-5 Times</i>	<i>6 or More Times</i>
6th	18001	701	97.4	1.5	0.5	0.7
7th	16426	630	97.2	1.5	0.6	0.6
8th	22688	797	96.7	1.8	0.7	0.7
9th	15445	510	96.2	1.9	0.8	1.1
10th	16160	596	97.0	1.4	0.6	1.0
11th	10327	357	97.0	1.4	0.6	1.0
12th	11364	316	97.4	0.9	0.6	1.1
JrHs	57115	2128	97.1	1.6	0.6	0.7
SrHS	53296	1779	96.9	1.4	0.6	1.1
Total	110411	3907	97.0	1.5	0.6	0.9

6.116 - While at school have you been hurt by a student who hit, slapped or kicked you?

<i>Grade Level</i>	<i>N of Valid</i>	<i>N of Miss</i>	<i>Never</i>	<i>One Time</i>	<i>2-5 Times</i>	<i>6 or More Times</i>
6th	17985	717	70.8	15.8	8.4	5.0
7th	16433	623	72.6	15.2	7.7	4.5
8th	22660	825	75.2	13.5	6.8	4.4
9th	15423	532	80.8	10.7	5.2	3.3
10th	16154	602	85.2	8.6	3.7	2.6
11th	10318	366	88.5	6.6	2.9	2.0
12th	11363	317	91.2	4.9	2.1	1.8
JrHs	57078	2165	73.1	14.7	7.6	4.6
SrHS	53258	1817	85.8	8.0	3.6	2.5
Total	110336	3982	79.2	11.5	5.7	3.6

6.9. When Did You First

6.117 - When did you first smoke cigarettes?

<i>Grade Level</i>	<i>N of Valid</i>	<i>N of Miss</i>	<i>Never Used</i>	-10	10-11	12-13	14-15	16-17	18-19	20+
6th	17968	734	84.9	7.5	5.8	1.5	0.0	0.0	0.0	0.1
7th	16378	678	75.3	8.5	9.6	6.0	0.2	0.0	0.0	0.2
8th	22587	898	64.8	8.9	12.4	11.9	1.7	0.0	0.0	0.2
9th	15373	582	53.9	8.9	14.0	17.2	5.5	0.2	0.0	0.3
10th	16078	678	48.7	8.1	12.5	18.3	10.6	1.5	0.0	0.2
11th	10262	422	44.9	6.7	10.7	18.9	13.1	5.3	0.1	0.3
12th	11338	342	41.7	5.8	9.8	18.8	13.9	9.0	0.9	0.2
JrHs	56933	2310	74.2	8.4	9.5	6.9	0.7	0.0	0.0	0.2
SrHS	53051	2024	48.0	7.6	12.0	18.2	10.3	3.4	0.2	0.3
Total	109984	4334	61.5	8.0	10.7	12.4	5.4	1.7	0.1	0.2

6.118 - When did you first use smokeless tobacco?

<i>Grade Level</i>	<i>N of Valid</i>	<i>N of Miss</i>	<i>Never Used</i>	-10	10-11	12-13	14-15	16-17	18-19	20+
6th	17893	809	96.4	1.7	1.2	0.4	0.1	0.0	0.0	0.1
7th	16313	743	94.5	1.8	2.0	1.4	0.1	0.0	0.1	0.1
8th	22467	1018	91.6	2.4	2.5	2.7	0.6	0.0	0.0	0.2
9th	15292	663	87.9	3.0	2.8	4.0	1.9	0.1	0.0	0.3
10th	15990	766	84.1	2.8	3.1	4.7	4.3	0.8	0.1	0.1
11th	10224	460	82.5	2.7	2.8	4.9	4.6	2.3	0.0	0.2
12th	11263	417	80.3	2.6	2.6	5.0	5.3	3.6	0.5	0.2
JrHs	56673	2570	94.0	2.0	2.0	1.6	0.3	0.0	0.0	0.1
SrHS	52769	2306	84.1	2.8	2.8	4.6	3.9	1.5	0.1	0.2
Total	109442	4876	89.2	2.4	2.4	3.0	2.0	0.7	0.1	0.2

6.119 - When did you first smoke cigars?

<i>Grade Level</i>	<i>N of Valid</i>	<i>N of Miss</i>	<i>Never Used</i>	-10	10-11	12-13	14-15	16-17	18-19	20+
6th	17851	851	94.6	2.2	2.2	0.8	0.1	0.0	0.0	0.1
7th	16241	815	90.6	2.4	3.7	2.8	0.2	0.1	0.0	0.2
8th	22388	1097	84.7	2.7	4.6	6.4	1.3	0.1	0.0	0.2
9th	15231	724	76.3	2.9	5.6	9.8	4.9	0.2	0.0	0.2
10th	15935	821	72.8	2.6	4.4	9.4	9.1	1.4	0.0	0.2
11th	10169	515	67.6	2.3	3.7	9.5	10.7	5.9	0.2	0.2
12th	11219	461	63.7	1.9	2.9	7.9	11.5	10.6	1.3	0.2
JrHs	56480	2763	89.5	2.5	3.6	3.6	0.6	0.0	0.0	0.1
SrHS	52554	2521	70.9	2.5	4.3	9.2	8.7	3.9	0.3	0.2
Total	109034	5284	80.5	2.5	3.9	6.3	4.5	1.9	0.2	0.2

6.120 - When did you first drink beer?

<i>Grade Level</i>	<i>N of Valid</i>	<i>N of Miss</i>	<i>Never Used</i>	<i>-10</i>	<i>10-11</i>	<i>12-13</i>	<i>14-15</i>	<i>16-17</i>	<i>18-19</i>	<i>20+</i>
6th	17804	898	81.7	9.8	6.3	2.0	0.1	0.0	0.0	0.1
7th	16247	809	72.1	10.1	9.8	7.3	0.4	0.0	0.0	0.2
8th	22439	1046	60.2	11.0	11.4	14.1	3.0	0.0	0.0	0.2
9th	15283	672	47.9	9.6	11.4	19.5	10.7	0.4	0.0	0.3
10th	15984	772	40.3	7.6	8.8	19.3	20.6	3.1	0.1	0.2
11th	10225	459	35.2	7.0	6.3	18.4	22.9	9.7	0.2	0.3
12th	11257	423	31.4	6.1	5.4	15.6	23.2	16.6	1.5	0.2
JrHs	56490	2753	70.4	10.3	9.3	8.4	1.3	0.0	0.0	0.2
SrHS	52749	2326	39.6	7.8	8.4	18.4	18.8	6.5	0.4	0.2
Total	109239	5079	55.5	9.1	8.9	13.2	9.7	3.1	0.2	0.2

6.121 - When did you first drink wine coolers?

<i>Grade Level</i>	<i>N of Valid</i>	<i>N of Miss</i>	<i>Never Used</i>	<i>-10</i>	<i>10-11</i>	<i>12-13</i>	<i>14-15</i>	<i>16-17</i>	<i>18-19</i>	<i>20+</i>
6th	17792	910	81.1	6.8	8.6	3.2	0.1	0.0	0.0	0.1
7th	16235	821	70.9	7.2	10.7	10.3	0.6	0.0	0.0	0.2
8th	22423	1062	60.4	7.8	12.0	16.0	3.7	0.0	0.0	0.2
9th	15275	680	49.5	6.9	11.5	19.6	11.6	0.5	0.0	0.3
10th	15957	799	44.5	5.5	8.5	19.0	19.3	2.8	0.1	0.2
11th	10196	488	40.0	5.1	6.3	17.2	21.4	9.6	0.2	0.2
12th	11235	445	36.4	4.1	5.4	14.9	21.2	16.0	1.7	0.3
JrHs	56450	2793	69.9	7.3	10.6	10.3	1.7	0.0	0.0	0.2
SrHS	52663	2412	43.4	5.6	8.3	18.0	17.9	6.3	0.4	0.3
Total	109113	5205	57.1	6.5	9.5	14.0	9.5	3.0	0.2	0.2

6.122 - When did you first drink liquor?

<i>Grade Level</i>	<i>N of Valid</i>	<i>N of Miss</i>	<i>Never Used</i>	<i>-10</i>	<i>10-11</i>	<i>12-13</i>	<i>14-15</i>	<i>16-17</i>	<i>18-19</i>	<i>20+</i>
6th	17805	897	91.9	3.2	3.3	1.3	0.1	0.0	0.0	0.1
7th	16267	789	83.8	4.1	5.3	6.0	0.4	0.1	0.0	0.2
8th	22449	1036	72.0	4.6	7.7	12.1	3.3	0.1	0.0	0.2
9th	15261	694	56.3	4.7	7.7	17.6	12.9	0.5	0.1	0.3
10th	15960	796	46.8	3.8	6.0	17.4	22.2	3.5	0.1	0.2
11th	10213	471	39.5	3.7	4.6	15.8	24.3	11.7	0.2	0.2
12th	11247	433	34.2	3.0	4.0	13.7	23.3	19.6	1.9	0.2
JrHs	56521	2722	81.6	4.0	5.6	6.9	1.5	0.1	0.0	0.2
SrHS	52681	2394	45.4	3.9	5.8	16.4	20.1	7.7	0.5	0.2
Total	109202	5116	64.2	4.0	5.7	11.5	10.5	3.7	0.3	0.2

6.123 - When did you first smoke marijuana?

<i>Grade Level</i>	<i>N of Valid</i>	<i>N of Miss</i>	<i>Never Used</i>	<i>-10</i>	<i>10-11</i>	<i>12-13</i>	<i>14-15</i>	<i>16-17</i>	<i>18-19</i>	<i>20+</i>
6th	17858	844	96.5	1.1	1.2	0.8	0.1	0.0	0.1	0.1
7th	16279	777	92.0	1.5	2.4	3.4	0.4	0.1	0.1	0.2
8th	22448	1037	84.5	2.0	3.7	7.1	2.4	0.1	0.1	0.2
9th	15256	699	74.3	2.4	4.3	10.1	8.2	0.3	0.1	0.3
10th	15977	779	67.2	2.0	3.8	11.1	13.4	2.4	0.1	0.2
11th	10193	491	61.3	1.7	3.4	10.7	15.0	7.5	0.2	0.3
12th	11249	431	56.3	1.8	2.6	10.8	15.3	11.6	1.2	0.3
JrHs	56585	2658	90.5	1.6	2.5	4.0	1.1	0.1	0.1	0.2
SrHS	52675	2400	65.8	2.0	3.6	10.7	12.6	4.7	0.4	0.2
Total	109260	5058	78.6	1.8	3.1	7.2	6.6	2.3	0.2	0.2

6.124 - When did you first use cocaine?

<i>Grade Level</i>	<i>N of Valid</i>	<i>N of Miss</i>	<i>Never Used</i>	<i>-10</i>	<i>10-11</i>	<i>12-13</i>	<i>14-15</i>	<i>16-17</i>	<i>18-19</i>	<i>20+</i>
6th	17828	874	98.7	0.6	0.3	0.2	0.1	0.0	0.0	0.1
7th	16257	799	98.0	0.5	0.5	0.6	0.1	0.1	0.0	0.2
8th	22445	1040	97.1	0.7	0.5	1.1	0.4	0.0	0.0	0.2
9th	15220	735	95.7	0.9	0.5	1.2	1.2	0.2	0.1	0.3
10th	15936	820	94.8	0.8	0.5	1.2	1.9	0.7	0.0	0.2
11th	10189	495	93.5	1.0	0.3	0.8	2.2	1.8	0.1	0.2
12th	11233	447	91.8	1.0	0.3	0.8	1.8	3.5	0.5	0.3
JrHs	56530	2713	97.8	0.6	0.4	0.7	0.2	0.0	0.0	0.2
SrHS	52578	2497	94.2	0.9	0.4	1.0	1.7	1.3	0.2	0.2
Total	109108	5210	96.1	0.8	0.4	0.8	1.0	0.7	0.1	0.2

6.125 - When did you first use uppers?

<i>Grade Level</i>	<i>N of Valid</i>	<i>N of Miss</i>	<i>Never Used</i>	<i>-10</i>	<i>10-11</i>	<i>12-13</i>	<i>14-15</i>	<i>16-17</i>	<i>18-19</i>	<i>20+</i>
6th	17716	986	98.4	0.8	0.5	0.2	0.0	0.0	0.0	0.1
7th	16226	830	97.6	0.7	0.7	0.6	0.1	0.0	0.1	0.2
8th	22416	1069	96.0	0.8	0.8	1.5	0.6	0.0	0.0	0.1
9th	15225	730	93.6	1.0	0.9	2.0	2.1	0.2	0.1	0.2
10th	15952	804	91.3	1.0	0.9	2.3	3.5	0.9	0.1	0.1
11th	10180	504	89.7	0.9	0.6	1.7	3.5	3.2	0.1	0.2
12th	11235	445	88.9	1.2	0.5	1.6	3.1	4.0	0.5	0.2
JrHs	56358	2885	97.2	0.8	0.6	0.9	0.3	0.0	0.0	0.1
SrHS	52592	2483	91.1	1.0	0.7	1.9	3.0	1.8	0.2	0.2
Total	108950	5368	94.3	0.9	0.7	1.4	1.6	0.9	0.1	0.2

6.126 - When did you first use downers?

<i>Grade Level</i>	<i>N of Valid</i>	<i>N of Miss</i>	<i>Never Used</i>	<i>-10</i>	<i>10-11</i>	<i>12-13</i>	<i>14-15</i>	<i>16-17</i>	<i>18-19</i>	<i>20+</i>
6th	17698	1004	98.5	0.7	0.4	0.3	0.0	0.1	0.0	0.1
7th	16224	832	97.9	0.7	0.4	0.5	0.1	0.1	0.0	0.2
8th	22426	1059	96.7	0.8	0.7	1.2	0.4	0.1	0.0	0.2
9th	15221	734	94.7	0.9	0.8	1.6	1.4	0.2	0.0	0.3
10th	15950	806	93.1	0.9	0.7	1.9	2.5	0.7	0.0	0.2
11th	10174	510	92.3	0.9	0.6	1.5	2.5	1.9	0.0	0.3
12th	11223	457	91.4	1.0	0.5	1.3	2.6	2.7	0.3	0.2
JrHs	56348	2895	97.6	0.7	0.5	0.7	0.2	0.1	0.0	0.1
SrHS	52568	2507	93.0	0.9	0.7	1.6	2.2	1.2	0.1	0.2
Total	108916	5402	95.4	0.8	0.6	1.1	1.2	0.6	0.1	0.2

6.127 - When did you first use inhalants?

<i>Grade Level</i>	<i>N of Valid</i>	<i>N of Miss</i>	<i>Never Used</i>	<i>-10</i>	<i>10-11</i>	<i>12-13</i>	<i>14-15</i>	<i>16-17</i>	<i>18-19</i>	<i>20+</i>
6th	17742	960	96.5	1.6	1.2	0.5	0.1	0.0	0.0	0.1
7th	16223	833	95.0	1.8	1.6	1.3	0.1	0.1	0.0	0.2
8th	22428	1057	94.1	1.6	1.6	1.9	0.5	0.1	0.0	0.2
9th	15223	732	93.9	1.4	1.4	1.8	1.2	0.1	0.1	0.2
10th	15932	824	94.2	1.3	0.9	1.7	1.4	0.4	0.1	0.2
11th	10170	514	94.2	1.1	0.8	1.3	1.4	0.9	0.1	0.2
12th	11223	457	93.9	1.2	0.6	1.0	1.5	1.2	0.2	0.2
JrHs	56393	2850	95.1	1.7	1.5	1.3	0.3	0.0	0.0	0.1
SrHS	52548	2527	94.1	1.2	0.9	1.5	1.4	0.6	0.1	0.2
Total	108941	5377	94.6	1.5	1.2	1.4	0.8	0.3	0.1	0.2

6.128 - When did you first use hallucinogens?

<i>Grade Level</i>	<i>N of Valid</i>	<i>N of Miss</i>	<i>Never Used</i>	<i>-10</i>	<i>10-11</i>	<i>12-13</i>	<i>14-15</i>	<i>16-17</i>	<i>18-19</i>	<i>20+</i>
6th	17687	1015	98.7	0.6	0.3	0.2	0.0	0.0	0.0	0.1
7th	16181	875	98.2	0.5	0.4	0.5	0.1	0.0	0.0	0.2
8th	22417	1068	97.0	0.6	0.6	1.0	0.5	0.1	0.0	0.2
9th	15220	735	94.6	0.8	0.6	1.6	2.0	0.2	0.0	0.2
10th	15935	821	92.9	0.8	0.5	1.6	3.1	0.9	0.0	0.2
11th	10162	522	90.8	0.9	0.5	1.3	3.3	2.8	0.1	0.2
12th	11232	448	88.3	1.1	0.3	1.1	3.7	4.7	0.6	0.2
JrHs	56285	2958	97.9	0.6	0.4	0.6	0.3	0.0	0.0	0.2
SrHS	52549	2526	92.0	0.9	0.5	1.4	3.0	1.9	0.2	0.2
Total	108834	5484	95.0	0.7	0.5	1.0	1.6	0.9	0.1	0.2

6.129 - When did you first use heroin?

<i>Grade Level</i>	<i>N of Valid</i>	<i>N of Miss</i>	<i>Never Used</i>	<i>-10</i>	<i>10-11</i>	<i>12-13</i>	<i>14-15</i>	<i>16-17</i>	<i>18-19</i>	<i>20+</i>
6th	17713	989	98.8	0.6	0.2	0.2	0.1	0.0	0.0	0.1
7th	16212	844	98.5	0.5	0.4	0.3	0.1	0.0	0.0	0.2
8th	22371	1114	98.1	0.6	0.3	0.5	0.3	0.1	0.0	0.2
9th	15207	748	97.1	0.8	0.5	0.5	0.7	0.1	0.0	0.3
10th	15915	841	97.2	0.7	0.4	0.4	0.7	0.3	0.1	0.2
11th	10176	508	96.5	1.0	0.3	0.5	0.7	0.8	0.1	0.2
12th	11223	457	96.2	1.0	0.3	0.4	0.7	1.0	0.2	0.3
JrHs	56296	2947	98.4	0.6	0.3	0.4	0.1	0.0	0.0	0.2
SrHS	52521	2554	96.8	0.8	0.4	0.5	0.7	0.5	0.1	0.2
Total	108817	5501	97.7	0.7	0.3	0.4	0.4	0.3	0.1	0.2

6.130 - When did you first use steroids?

<i>Grade Level</i>	<i>N of Valid</i>	<i>N of Miss</i>	<i>Never Used</i>	<i>-10</i>	<i>10-11</i>	<i>12-13</i>	<i>14-15</i>	<i>16-17</i>	<i>18-19</i>	<i>20+</i>
6th	17623	1079	98.4	0.7	0.4	0.2	0.0	0.0	0.0	0.1
7th	16120	936	97.8	0.7	0.5	0.7	0.1	0.0	0.0	0.2
8th	22285	1200	97.3	0.9	0.5	0.7	0.3	0.1	0.0	0.2
9th	15143	812	96.7	1.0	0.5	0.7	0.7	0.1	0.0	0.3
10th	15883	873	96.8	0.9	0.3	0.5	0.8	0.3	0.1	0.2
11th	10154	530	96.6	0.8	0.3	0.5	0.6	0.8	0.1	0.3
12th	11187	493	96.7	0.9	0.2	0.3	0.5	0.7	0.3	0.3
JrHs	56028	3215	97.8	0.8	0.4	0.6	0.2	0.1	0.0	0.2
SrHS	52367	2708	96.7	0.9	0.3	0.5	0.7	0.5	0.1	0.3
Total	108395	5923	97.3	0.8	0.4	0.5	0.4	0.2	0.1	0.2

6.10. How Easy Is It To Get

6.131 - How easy is it to get cigarettes?

<i>Grade Level</i>	<i>N of Valid</i>	<i>N of Miss</i>	<i>Cannot Get</i>	<i>Very Difficult</i>	<i>Fairly Difficult</i>	<i>Fairly Easy</i>	<i>Very Easy</i>
6th	17512	1190	60.6	6.1	5.7	11.3	16.4
7th	16000	1056	47.0	5.1	7.7	16.4	23.8
8th	22174	1311	33.4	4.0	7.5	20.8	34.4
9th	15111	844	22.7	2.3	5.6	21.8	47.7
10th	15789	967	16.7	1.4	3.7	22.2	56.0
11th	10138	546	12.3	1.1	2.9	19.6	64.3
12th	11207	473	7.6	0.6	1.3	12.9	77.6
JrHs	55686	3557	45.8	5.0	7.0	16.5	25.7
SrHS	52245	2830	15.6	1.4	3.6	19.6	59.9
Total	107931	6387	31.2	3.2	5.3	18.0	42.2

6.132 - How easy is it to get smokeless tobacco?

<i>Grade Level</i>	<i>N of Valid</i>	<i>N of Miss</i>	<i>Cannot Get</i>	<i>Very Difficult</i>	<i>Fairly Difficult</i>	<i>Fairly Easy</i>	<i>Very Easy</i>
6th	17409	1293	75.4	6.4	5.5	5.8	7.0
7th	15834	1222	66.1	6.3	7.9	9.3	10.6
8th	21964	1521	52.7	5.8	9.4	14.3	17.8
9th	14928	1027	39.8	3.8	8.8	18.8	28.8
10th	15632	1124	29.1	2.4	7.0	21.7	39.8
11th	10014	670	23.2	1.7	5.9	20.6	48.6
12th	11093	587	15.2	1.1	3.3	15.8	64.6
JrHs	55207	4036	63.7	6.1	7.7	10.2	12.3
SrHS	51667	3408	28.1	2.4	6.5	19.4	43.7
Total	106874	7444	46.5	4.3	7.1	14.6	27.5

6.133 - How easy is it to get cigars?

<i>Grade Level</i>	<i>N of Valid</i>	<i>N of Miss</i>	<i>Cannot Get</i>	<i>Very Difficult</i>	<i>Fairly Difficult</i>	<i>Fairly Easy</i>	<i>Very Easy</i>
6th	17380	1322	73.2	6.4	5.5	6.5	8.3
7th	15784	1272	62.7	6.5	7.9	10.1	12.7
8th	21937	1548	48.4	6.5	10.7	14.7	19.7
9th	14912	1043	35.1	4.7	10.0	19.4	30.9
10th	15589	1167	26.1	3.4	9.2	22.0	39.2
11th	10009	675	20.0	2.0	7.2	21.3	49.5
12th	11088	592	12.3	1.1	4.2	16.3	66.1
JrHs	55101	4142	60.4	6.5	8.3	10.8	14.1
SrHS	51598	3477	24.5	3.0	8.0	19.9	44.6
Total	106699	7619	43.0	4.8	8.1	15.2	28.9

6.134 - How easy is it to get beer?

<i>Grade Level</i>	<i>N of Valid</i>	<i>N of Miss</i>	<i>Cannot Get</i>	<i>Very Difficult</i>	<i>Fairly Difficult</i>	<i>Fairly Easy</i>	<i>Very Easy</i>
6th	17364	1338	60.5	6.9	6.3	10.3	16.1
7th	15863	1193	48.8	6.2	8.0	13.9	23.0
8th	22061	1424	33.8	5.3	8.8	18.8	33.3
9th	15016	939	23.6	3.6	8.6	22.2	41.9
10th	15687	1069	16.5	2.6	7.6	25.7	47.5
11th	10087	597	13.5	2.1	6.7	26.6	51.1
12th	11142	538	9.8	1.7	6.0	28.5	54.0
JrHs	55288	3955	46.5	6.1	7.8	14.7	24.9
SrHS	51932	3143	16.5	2.6	7.4	25.5	48.0
Total	107220	7098	32.0	4.4	7.6	19.9	36.1

6.135 - How easy is it to get wine coolers?

<i>Grade Level</i>	<i>N of Valid</i>	<i>N of Miss</i>	<i>Cannot Get</i>	<i>Very Difficult</i>	<i>Fairly Difficult</i>	<i>Fairly Easy</i>	<i>Very Easy</i>
6th	17346	1356	64.2	6.7	6.3	9.6	13.2
7th	15812	1244	51.7	6.5	8.2	13.4	20.2
8th	21998	1487	36.4	5.7	9.5	18.5	29.9
9th	14980	975	25.2	4.0	9.4	22.3	39.1
10th	15670	1086	17.9	2.9	8.5	25.8	45.0
11th	10060	624	14.3	2.4	6.9	26.5	49.8
12th	11148	532	10.2	1.7	6.3	28.7	53.1
JrHs	55156	4087	49.5	6.2	8.1	14.2	21.9
SrHS	51858	3217	17.7	2.9	8.0	25.5	46.0
Total	107014	7304	34.1	4.6	8.1	19.7	33.5

6.136 - How easy is it to get liquor?

<i>Grade Level</i>	<i>N of Valid</i>	<i>N of Miss</i>	<i>Cannot Get</i>	<i>Very Difficult</i>	<i>Fairly Difficult</i>	<i>Fairly Easy</i>	<i>Very Easy</i>
6th	17312	1390	71.7	6.5	5.5	6.6	9.7
7th	15774	1282	59.1	7.0	7.7	10.1	16.1
8th	21963	1522	43.0	6.6	9.3	15.3	25.8
9th	14945	1010	28.5	5.1	10.3	19.9	36.2
10th	15636	1120	19.5	3.9	9.7	24.7	42.2
11th	10068	616	15.5	3.1	8.3	26.2	46.9
12th	11117	563	10.8	2.6	7.9	28.4	50.3
JrHs	55049	4194	56.6	6.7	7.6	11.1	17.9
SrHS	51766	3309	19.4	3.8	9.2	24.4	43.1
Total	106815	7503	38.6	5.3	8.4	17.5	30.1

6.137 - How easy is it to get marijuana?

<i>Grade Level</i>	<i>N of Valid</i>	<i>N of Miss</i>	<i>Cannot Get</i>	<i>Very Difficult</i>	<i>Fairly Difficult</i>	<i>Fairly Easy</i>	<i>Very Easy</i>
6th	17331	1371	80.3	7.1	3.7	3.2	5.7
7th	15759	1297	69.6	7.6	6.2	6.3	10.3
8th	21967	1518	52.9	7.6	8.6	11.5	19.4
9th	14911	1044	36.7	6.3	9.9	16.5	30.6
10th	15561	1195	26.8	4.9	10.0	20.3	37.9
11th	10009	675	20.9	3.5	8.6	22.6	44.4
12th	11046	634	16.0	3.1	7.6	25.2	48.1
JrHs	55057	4186	66.3	7.5	6.4	7.4	12.5
SrHS	51527	3548	26.2	4.6	9.2	20.7	39.2
Total	106584	7734	46.9	6.1	7.7	13.8	25.4

6.138 - How easy is it to get cocaine?

<i>Grade Level</i>	<i>N of Valid</i>	<i>N of Miss</i>	<i>Cannot Get</i>	<i>Very Difficult</i>	<i>Fairly Difficult</i>	<i>Fairly Easy</i>	<i>Very Easy</i>
6th	17296	1406	83.8	6.5	3.2	2.5	4.0
7th	15722	1334	76.6	8.0	5.5	3.9	5.9
8th	21857	1628	65.5	10.2	8.7	6.5	9.1
9th	14799	1156	53.1	11.5	12.7	9.7	13.0
10th	15431	1325	44.7	11.9	15.7	12.9	14.9
11th	9871	813	38.9	11.0	16.7	15.4	18.0
12th	10882	798	33.2	11.6	18.6	16.8	19.8
JrHs	54875	4368	74.4	8.4	6.1	4.5	6.6
SrHS	50983	4092	43.6	11.5	15.7	13.3	16.0
Total	105858	8460	59.6	9.9	10.7	8.7	11.1

6.139 - How easy is it to get uppers?

<i>Grade Level</i>	<i>N of Valid</i>	<i>N of Miss</i>	<i>Cannot Get</i>	<i>Very Difficult</i>	<i>Fairly Difficult</i>	<i>Fairly Easy</i>	<i>Very Easy</i>
6th	17238	1464	83.5	6.1	3.5	2.6	4.3
7th	15676	1380	77.0	7.2	5.8	4.0	6.0
8th	21827	1658	65.8	8.8	8.4	7.2	9.8
9th	14798	1157	53.2	9.2	12.6	10.7	14.4
10th	15419	1337	43.3	9.7	14.0	14.9	18.2
11th	9885	799	38.0	9.1	15.1	17.2	20.5
12th	10869	811	32.6	9.6	16.0	18.9	22.9
JrHs	54741	4502	74.6	7.5	6.1	4.8	7.0
SrHS	50971	4104	42.9	9.4	14.2	15.0	18.5
Total	105712	8606	59.3	8.4	10.0	9.7	12.6

6.140 - How easy is it to get downers?

<i>Grade Level</i>	<i>N of Valid</i>	<i>N of Miss</i>	<i>Cannot Get</i>	<i>Very Difficult</i>	<i>Fairly Difficult</i>	<i>Fairly Easy</i>	<i>Very Easy</i>
6th	17178	1524	83.5	6.0	3.3	2.7	4.5
7th	15654	1402	77.1	7.1	5.7	4.2	5.9
8th	21818	1667	66.0	8.9	8.3	7.0	9.8
9th	14782	1173	53.5	9.1	12.4	10.7	14.4
10th	15428	1328	43.7	9.8	13.9	14.8	17.8
11th	9873	811	38.9	9.1	15.1	17.4	19.5
12th	10874	806	33.0	9.8	16.2	18.7	22.3
JrHs	54650	4593	74.7	7.5	6.0	4.9	7.0
SrHS	50957	4118	43.3	9.4	14.2	15.0	18.1
Total	105607	8711	59.5	8.4	10.0	9.7	12.4

6.141 - How easy is it to get inhalants?

<i>Grade Level</i>	<i>N of Valid</i>	<i>N of Miss</i>	<i>Cannot Get</i>	<i>Very Difficult</i>	<i>Fairly Difficult</i>	<i>Fairly Easy</i>	<i>Very Easy</i>
6th	17258	1444	73.2	4.0	2.5	3.4	16.9
7th	15693	1363	67.1	3.9	3.2	4.5	21.3
8th	21828	1657	56.8	4.8	4.6	6.3	27.5
9th	14780	1175	47.8	5.4	6.7	8.3	31.8
10th	15437	1319	39.6	6.0	7.0	10.8	36.7
11th	9853	831	35.6	5.7	8.8	11.7	38.2
12th	10867	813	30.0	6.1	9.0	13.0	41.7
JrHs	54779	4464	64.9	4.3	3.5	4.9	22.4
SrHS	50937	4138	39.1	5.8	7.7	10.7	36.6
Total	105716	8602	52.5	5.0	5.5	7.7	29.2

6.142 - How easy is it to get hallucinogens?

<i>Grade Level</i>	<i>N of Valid</i>	<i>N of Miss</i>	<i>Cannot Get</i>	<i>Very Difficult</i>	<i>Fairly Difficult</i>	<i>Fairly Easy</i>	<i>Very Easy</i>
6th	17167	1535	84.6	6.2	3.3	2.2	3.8
7th	15640	1416	78.6	7.7	5.2	3.1	5.4
8th	21786	1699	68.1	9.6	8.0	5.5	8.7
9th	14781	1174	55.3	11.0	12.0	9.4	12.4
10th	15415	1341	45.5	11.9	14.3	12.9	15.5
11th	9854	830	39.7	11.3	16.1	15.4	17.5
12th	10868	812	33.6	12.0	17.2	17.3	19.9
JrHs	54593	4650	76.3	8.0	5.7	3.8	6.2
SrHS	50918	4157	44.7	11.5	14.6	13.3	15.9
Total	105511	8807	61.0	9.7	10.0	8.4	10.9

6.143 - How easy is it to get heroin?

<i>Grade Level</i>	<i>N of Valid</i>	<i>N of Miss</i>	<i>Cannot Get</i>	<i>Very Difficult</i>	<i>Fairly Difficult</i>	<i>Fairly Easy</i>	<i>Very Easy</i>
6th	17226	1476	84.6	6.4	3.1	2.3	3.7
7th	15690	1366	78.9	8.1	4.8	3.0	5.1
8th	21788	1697	69.4	10.5	7.4	5.1	7.7
9th	14761	1194	57.8	12.4	11.4	7.4	11.0
10th	15393	1363	49.2	14.5	14.1	9.6	12.6
11th	9848	836	43.8	14.2	15.6	11.9	14.4
12th	10839	841	38.5	15.9	17.6	12.4	15.6
JrHs	54704	4539	76.9	8.5	5.3	3.6	5.7
SrHS	50841	4234	48.4	14.1	14.4	10.0	13.1
Total	105545	8773	63.1	11.2	9.7	6.7	9.3

6.144 - How easy is it to get steroids?

<i>Grade Level</i>	<i>N of Valid</i>	<i>N of Miss</i>	<i>Cannot Get</i>	<i>Very Difficult</i>	<i>Fairly Difficult</i>	<i>Fairly Easy</i>	<i>Very Easy</i>
6th	17186	1516	82.4	6.2	3.6	3.1	4.8
7th	15630	1426	76.7	7.1	5.5	4.5	6.2
8th	21754	1731	65.9	8.9	8.3	7.1	9.7
9th	14724	1231	54.7	9.7	11.3	10.1	14.2
10th	15357	1399	45.7	10.2	13.5	13.7	17.0
11th	9827	857	40.2	10.0	15.0	15.2	19.5
12th	10827	853	35.7	10.5	16.4	16.4	21.0
JrHs	54570	4673	74.2	7.5	6.0	5.1	7.2
SrHS	50735	4340	45.1	10.1	13.8	13.5	17.5
Total	105305	9013	60.2	8.7	9.7	9.2	12.2

6.11. Frequency of Use

6.145 - Frequency of Use -- Cigarettes

<i>Grade Level</i>	<i>N of Valid</i>	<i>N of Miss</i>	<i>Daily Use</i>	<i>Weekly Use</i>	<i>Monthly Use</i>	<i>Annual Use</i>
6th	18397	305	1.4	2.9	4.1	11.2
7th	16820	236	2.8	6.4	8.8	20.1
8th	23171	314	5.4	10.6	14.4	29.4
9th	15768	187	11.1	17.9	22.9	39.0
10th	16550	206	14.7	21.9	27.1	43.0
11th	10583	101	18.5	26.2	31.3	46.0
12th	11579	101	23.1	31.3	36.3	49.7
JrHs	58388	855	3.4	7.0	9.6	21.0
SrHS	54480	595	16.2	23.6	28.7	43.9
Total	112868	1450	9.6	15.0	18.8	32.0

6.146 - Frequency of Use -- Smokeless Tobacco

<i>Grade Level</i>	<i>N of Valid</i>	<i>N of Miss</i>	<i>Daily Use</i>	<i>Weekly Use</i>	<i>Monthly Use</i>	<i>Annual Use</i>
6th	18334	368	0.6	1.0	1.3	3.0
7th	16763	293	0.7	1.4	2.1	4.9
8th	23121	364	1.3	2.6	3.6	7.3
9th	15724	231	2.1	4.0	5.5	10.4
10th	16524	232	2.5	4.5	6.6	12.6
11th	10545	139	3.1	5.5	7.8	13.7
12th	11563	117	3.8	6.1	8.1	14.5
JrHs	58218	1025	0.9	1.7	2.5	5.3
SrHS	54356	719	2.8	4.9	6.8	12.6
Total	112574	1744	1.8	3.3	4.6	8.8

6.147 - Frequency of Use -- Cigars

<i>Grade Level</i>	<i>N of Valid</i>	<i>N of Miss</i>	<i>Daily Use</i>	<i>Weekly Use</i>	<i>Monthly Use</i>	<i>Annual Use</i>
6th	18265	437	0.6	1.1	1.6	4.7
7th	16685	371	0.7	1.7	3.1	8.6
8th	23002	483	1.1	3.0	5.2	14.0
9th	15672	283	1.5	4.6	8.8	21.5
10th	16477	279	1.3	4.4	10.1	24.8
11th	10507	177	1.8	5.1	12.0	28.7
12th	11527	153	2.1	5.6	13.6	32.8
JrHs	57952	1291	0.8	2.0	3.5	9.5
SrHS	54183	892	1.6	4.8	10.8	26.3
Total	112135	2183	1.2	3.4	7.0	17.6

6.148 - Frequency of Use -- Beer

<i>Grade Level</i>	<i>N of Valid</i>	<i>N of Miss</i>	<i>Daily Use</i>	<i>Weekly Use</i>	<i>Monthly Use</i>	<i>Annual Use</i>
6th	18253	449	0.7	1.8	3.7	16.7
7th	16640	416	0.8	3.4	7.4	25.5
8th	23026	459	1.3	6.3	13.6	36.7
9th	15681	274	1.9	11.0	23.1	48.1
10th	16487	269	1.8	14.4	30.2	55.0
11th	10517	167	2.2	17.5	34.4	58.8
12th	11534	146	2.5	21.4	39.1	61.8
JrHs	57919	1324	1.0	4.1	8.7	27.2
SrHS	54219	856	2.1	15.5	30.9	55.2
Total	112138	2180	1.5	9.6	19.4	40.7

6.149 - Frequency of Use -- Wine Coolers

<i>Grade Level</i>	<i>N of Valid</i>	<i>N of Miss</i>	<i>Daily Use</i>	<i>Weekly Use</i>	<i>Monthly Use</i>	<i>Annual Use</i>
6th	18194	508	0.8	2.0	4.1	19.7
7th	16654	402	1.0	3.6	7.8	29.4
8th	23005	480	1.5	5.8	13.0	39.4
9th	15650	305	1.8	8.4	19.5	48.6
10th	16454	302	1.3	8.3	21.8	51.0
11th	10515	169	1.6	8.4	22.9	53.8
12th	11501	179	1.7	9.1	24.7	55.4
JrHs	57853	1390	1.1	4.0	8.7	30.3
SrHS	54120	955	1.6	8.5	22.0	51.8
Total	111973	2345	1.4	6.2	15.1	40.7

6.150 - Frequency of Use -- Liquor

<i>Grade Level</i>	<i>N of Valid</i>	<i>N of Miss</i>	<i>Daily Use</i>	<i>Weekly Use</i>	<i>Monthly Use</i>	<i>Annual Use</i>
6th	18187	515	0.7	1.4	2.3	8.9
7th	16585	471	0.7	2.6	5.1	16.6
8th	22935	550	1.2	5.1	10.9	28.4
9th	15659	296	2.0	9.3	20.8	43.6
10th	16442	314	1.6	11.3	26.6	51.0
11th	10493	191	2.0	13.4	31.0	57.5
12th	11511	169	2.0	14.8	35.4	62.2
JrHs	57707	1536	0.9	3.2	6.5	18.8
SrHS	54105	970	1.9	11.9	27.6	52.5
Total	111812	2506	1.4	7.4	16.7	35.1

6.151 - Frequency of Use -- Marijuana

<i>Grade Level</i>	<i>N of Valid</i>	<i>N of Miss</i>	<i>Daily Use</i>	<i>Weekly Use</i>	<i>Monthly Use</i>	<i>Annual Use</i>
6th	18151	551	0.8	1.4	1.9	3.5
7th	16621	435	1.2	2.8	4.1	7.7
8th	22945	540	2.2	5.8	8.6	14.8
9th	15650	305	4.3	10.4	15.4	24.6
10th	16427	329	4.9	12.5	18.9	30.8
11th	10503	181	6.4	14.4	21.5	35.0
12th	11494	186	7.5	16.1	23.4	38.0
JrHs	57717	1526	1.5	3.5	5.2	9.2
SrHS	54074	1001	5.6	13.0	19.3	31.4
Total	111791	2527	3.5	8.1	12.0	19.9

6.152 - Frequency of Use -- Cocaine

<i>Grade Level</i>	<i>N of Valid</i>	<i>N of Miss</i>	<i>Daily Use</i>	<i>Weekly Use</i>	<i>Monthly Use</i>	<i>Annual Use</i>
6th	18131	571	0.6	0.7	0.9	1.4
7th	16598	458	0.5	0.8	1.1	2.0
8th	22917	568	0.8	1.2	1.7	3.0
9th	15614	341	1.1	1.8	2.5	4.2
10th	16386	370	0.9	1.6	2.6	4.9
11th	10470	214	1.2	2.1	3.2	5.9
12th	11485	195	1.4	2.3	3.6	7.1
JrHs	57646	1597	0.7	0.9	1.3	2.2
SrHS	53955	1120	1.1	1.9	2.9	5.3
Total	111601	2717	0.9	1.4	2.1	3.7

6.153 - Frequency of Use -- Uppers

<i>Grade Level</i>	<i>N of Valid</i>	<i>N of Miss</i>	<i>Daily Use</i>	<i>Weekly Use</i>	<i>Monthly Use</i>	<i>Annual Use</i>
6th	17970	732	0.7	0.9	1.1	1.8
7th	16503	553	0.6	0.9	1.4	2.5
8th	22846	639	0.9	1.6	2.4	4.2
9th	15576	379	1.2	2.4	4.0	7.0
10th	16366	390	1.2	2.8	5.1	9.1
11th	10463	221	1.4	3.2	5.8	10.3
12th	11476	204	1.8	3.4	6.2	11.1
JrHs	57319	1924	0.7	1.2	1.7	3.0
SrHS	53881	1194	1.4	2.9	5.2	9.1
Total	111200	3118	1.0	2.0	3.4	6.0

6.154 - Frequency of Use -- Downers

<i>Grade Level</i>	<i>N of Valid</i>	<i>N of Miss</i>	<i>Daily Use</i>	<i>Weekly Use</i>	<i>Monthly Use</i>	<i>Annual Use</i>
6th	17959	743	0.6	0.8	0.9	1.6
7th	16455	601	0.5	0.9	1.3	2.2
8th	22830	655	0.8	1.3	1.9	3.5
9th	15554	401	1.1	2.1	3.3	5.5
10th	16342	414	0.9	2.1	4.0	7.0
11th	10464	220	1.2	2.5	4.5	7.9
12th	11468	212	1.5	2.6	4.8	8.6
JrHs	57244	1999	0.6	1.0	1.4	2.5
SrHS	53828	1247	1.1	2.3	4.1	7.1
Total	111072	3246	0.9	1.6	2.7	4.7

6.155 - Frequency of Use -- Inhalants

<i>Grade Level</i>	<i>N of Valid</i>	<i>N of Miss</i>	<i>Daily Use</i>	<i>Weekly Use</i>	<i>Monthly Use</i>	<i>Annual Use</i>
6th	18043	659	0.7	1.2	1.7	4.1
7th	16476	580	0.7	1.4	2.3	5.9
8th	22837	648	0.8	1.6	2.8	6.5
9th	15548	407	1.0	1.9	3.0	6.5
10th	16348	408	0.8	1.4	2.4	5.5
11th	10462	222	1.1	1.7	2.5	5.2
12th	11437	243	1.2	1.7	2.7	5.2
JrHs	57356	1887	0.8	1.4	2.3	5.6
SrHS	53795	1280	1.0	1.7	2.7	5.7
Total	111151	3167	0.9	1.5	2.5	5.6

6.156 - Frequency of Use -- Hallucinogens

<i>Grade Level</i>	<i>N of Valid</i>	<i>N of Miss</i>	<i>Daily Use</i>	<i>Weekly Use</i>	<i>Monthly Use</i>	<i>Annual Use</i>
6th	17877	825	0.6	0.7	0.9	1.3
7th	16397	659	0.5	0.8	1.1	1.9
8th	22785	700	0.7	1.2	1.9	3.2
9th	15521	434	1.0	1.9	3.0	5.5
10th	16323	433	0.8	1.7	3.3	7.1
11th	10446	238	1.1	2.0	3.8	8.9
12th	11430	250	1.3	2.2	4.4	10.9
JrHs	57059	2184	0.6	0.9	1.4	2.2
SrHS	53720	1355	1.0	1.9	3.6	7.8
Total	110779	3539	0.8	1.4	2.4	4.9

6.157 - Frequency of Use -- Heroin

<i>Grade Level</i>	<i>N of Valid</i>	<i>N of Miss</i>	<i>Daily Use</i>	<i>Weekly Use</i>	<i>Monthly Use</i>	<i>Annual Use</i>
6th	17928	774	0.6	0.7	0.9	1.2
7th	16412	644	0.5	0.7	1.0	1.5
8th	22780	705	0.7	1.0	1.3	2.0
9th	15512	443	1.0	1.4	1.9	2.8
10th	16310	446	0.8	1.1	1.6	2.5
11th	10446	238	1.1	1.6	2.0	3.2
12th	11423	257	1.2	1.7	2.1	3.2
JrHs	57120	2123	0.6	0.8	1.1	1.6
SrHS	53691	1384	1.0	1.4	1.9	2.9
Total	110811	3507	0.8	1.1	1.5	2.2

6.158 - Frequency of Use -- Steroids

<i>Grade Level</i>	<i>N of Valid</i>	<i>N of Miss</i>	<i>Daily Use</i>	<i>Weekly Use</i>	<i>Monthly Use</i>	<i>Annual Use</i>
6th	17869	833	0.6	0.9	1.0	1.7
7th	16413	643	0.7	1.0	1.3	2.4
8th	22721	764	0.9	1.3	1.6	2.9
9th	15491	464	1.0	1.6	2.1	3.4
10th	16309	447	1.0	1.4	1.8	3.1
11th	10411	273	1.2	1.8	2.2	3.3
12th	11425	255	1.3	1.9	2.4	3.2
JrHs	57003	2240	0.8	1.1	1.3	2.4
SrHS	53636	1439	1.1	1.6	2.1	3.2
Total	110639	3679	0.9	1.3	1.7	2.8

6.159 - Frequency of Use -- Tobacco

<i>Grade Level</i>	<i>N of Valid</i>	<i>N of Miss</i>	<i>Daily Use</i>	<i>Weekly Use</i>	<i>Monthly Use</i>	<i>Annual Use</i>
6th	18481	221	1.6	3.3	4.8	13.1
7th	16896	160	3.1	7.0	9.8	22.4
8th	23270	215	6.1	11.9	16.3	32.9
9th	15825	130	12.2	19.9	25.8	43.9
10th	16625	131	16.0	24.2	30.6	48.6
11th	10609	75	20.4	29.1	35.8	52.8
12th	11612	68	25.3	34.3	40.7	56.5
JrHs	58647	596	3.8	7.8	10.8	23.6
SrHS	54671	404	17.7	26.1	32.4	49.7
Total	113318	1000	10.5	16.6	21.2	36.2

6.160 - Frequency of Use -- Alcohol

<i>Grade Level</i>	<i>N of Valid</i>	<i>N of Miss</i>	<i>Daily Use</i>	<i>Weekly Use</i>	<i>Monthly Use</i>	<i>Annual Use</i>
6th	18436	266	1.1	2.9	5.7	26.6
7th	16842	214	1.4	5.3	10.7	38.3
8th	23218	267	2.0	8.9	18.2	50.6
9th	15796	159	2.8	14.2	29.3	62.4
10th	16588	168	2.4	17.2	35.2	67.0
11th	10595	89	2.8	20.6	40.1	71.3
12th	11588	92	2.9	24.5	45.2	74.4
JrHs	58496	747	1.5	6.0	12.1	39.5
SrHS	54567	508	2.7	18.5	36.6	68.1
Total	113063	1255	2.1	12.0	23.9	53.3

6.161 - Frequency of Use -- Illicit Drugs

<i>Grade Level</i>	<i>N of Valid</i>	<i>N of Miss</i>	<i>Daily Use</i>	<i>Weekly Use</i>	<i>Monthly Use</i>	<i>Annual Use</i>
6th	18441	261	1.4	2.4	3.3	7.4
7th	16868	188	2.0	4.3	6.1	12.5
8th	23242	243	3.1	7.3	10.7	19.3
9th	15801	154	5.3	11.9	17.2	28.2
10th	16589	167	6.1	14.2	21.0	33.9
11th	10592	92	7.5	16.2	23.4	37.7
12th	11605	75	8.6	17.9	25.4	40.2
JrHs	58551	692	2.3	4.9	7.0	13.6
SrHS	54587	488	6.7	14.7	21.3	34.3
Total	113138	1180	4.4	9.6	13.9	23.6

TABLE OF CONTENTS

1 INTRODUCTION	1
1.1 Drug Use Summary	2
1.2 Cigarette Use	2
1.3 Alcohol Use	2
1.4 Marijuana Use	2
1.5 Cocaine Use	3
1.6 Hallucinogen (LSD) Use	4
2 NATIONAL SUMMARY TABLES AND GRAPHS	5
3 SUMMARY STATISTICS	27
3.1 Guns	28
3.2 Gangs	29
3.3 Suicide	30
3.4 Threatening Behaviors	31
3.5 Trouble With The Police	32
3.6 Personal Safety	33
3.7 Risk and Protective Factors	34
3.7.1 Community - Risk Factors	34
3.7.2 Community - Protective Factors	35
3.7.3 School - Risk Factors	35
3.7.4 School - Protective Factors	35
3.7.5 Family - Risk Factors	35
3.7.6 Family - Protective Factors	36
3.7.7 Individual - Risk Factors	36
3.7.8 Individual - Protective Factors	36
4 STANDARD GRAPHICS	38
4.1 Frequency of Use	39
4.2 When Do You Use	41
4.3 Harmful to Health	44
4.4 How Easy Is It To Get	47
5 ADVANCED GRAPHICS	50
5.1 Effect of Use By Students Who Use Drugs	51
5.2 Frequency of Use by Sex	54
5.3 Illicit Drug Use by Risk & Protective Factors	57
6 PERCENTAGE TABLES	61
6.1 Personal & Family Information	62

Table of Contents

6.2 Student Characteristics	65
6.3 Harmful To Health	72
6.4 Within The Past Year How Often Have You Used	77
6.5 How Many of Your Friends	83
6.6 What Effect Do You Most Often Get When You Use	88
6.7 When Do You Use	93
6.8 While At School Have You	99
6.9 When Did You First	103
6.10 How Easy Is It To Get	108
6.11 Frequency of Use	113

LIST OF TABLES

6.1 - Ethnic Origin	62
6.2 - Sex	62
6.3 - Age	62
6.4 - Do you live with:	63
6.5 - Do you have a job?	63
6.6 - Does your father have a job?	63
6.7 - Does your mother have a job?	64
6.8 - What is the educational level of your father?	64
6.9 - What is the educational level of your mother?	64
6.10 - Do you make good grades?	65
6.11 - Do you get into trouble at school?	65
6.12 - Do you take part in school activities such as sports teams, band, clubs, etc?	65
6.13 - Do you take part in community activities such as scouts, rec teams, youth clubs, etc?	66
6.14 - Do you attend church, synagogue, etc?	66
6.15 - Do you drink alcohol at home?	66
6.16 - Do you use drugs at home?	67
6.17 - Have you threatened to harm a teacher?	67
6.18 - Have you threatened to harm one or both of your parents, guardian, etc?	67
6.19 - Do your parents talk with you about the problems of alcohol/drugs?	68
6.20 - I talk with my parents about my problems?	68
6.21 - Do your friends talk with you about the problems of alcohol/drugs?	68
6.22 - Do your parents set clear rules for you?	69
6.23 - Do your parents punish you when you break the rules?	69
6.24 - Have you been in trouble with the police?	69
6.25 - Do you take part in gang activities?	70
6.26 - Have you thought about committing suicide?	70
6.27 - Do your teachers talk with you about the problems of alcohol/drugs?	70
6.28 - While NOT AT SCHOOL have you stolen something worth \$5.00 or more?	71
6.29 - While NOT AT SCHOOL have you carried a gun for protection or as a weapon?	71
6.30 - Do you feel that using cigarettes is harmful to your health?	72
6.31 - Do you feel that using smokeless tobacco is harmful to your health?	72
6.32 - Do you feel that using cigars is harmful to your health?	72
6.33 - Do you feel that using beer is harmful to your health?	73
6.34 - Do you feel that using wine coolers is harmful to your health?	73
6.35 - Do you feel that using liquor is harmful to your health?	73
6.36 - Do you feel that using marijuana is harmful to your health?	74
6.37 - Do you feel that using cocaine is harmful to your health?	74
6.38 - Do you feel that using uppers is harmful to your health?	74
6.39 - Do you feel that using downers is harmful to your health?	75

6.40 - Do you feel that using inhalants is harmful to your health?	75
6.41 - Do you feel that using hallucinogens is harmful to your health?	75
6.42 - Do you feel that using heroin is harmful to your health?	76
6.43 - Do you feel that using steroids is harmful to your health?	76
6.44 - Within the past year how often have you smoked cigarettes?	77
6.45 - Within the past year how often have you used smokeless tobacco?	77
6.46 - Within the past year how often have you smoked cigars?	77
6.47 - Within the past year how often have you drunk beer?	78
6.48 - Within the past year how often have you drunk wine coolers?	78
6.49 - Within the past year how often have you drunk liquor?	78
6.50 - Within the past year how often have you smoked marijuana?	79
6.51 - Within the past year how often have you used cocaine?	79
6.52 - Within the past year how often have you used uppers?	79
6.53 - Within the past year how often have you used downers?	80
6.54 - Within the past year how often have you used inhalants?	80
6.55 - Within the past year how often have you used hallucinogens?	80
6.56 - Within the past year how often have you used heroin?	81
6.57 - Within the past year how often have you used steroids?	81
6.58 - Within the past year how often have you used tobacco?	81
6.59 - Within the past year how often have you drunk alcohol?	82
6.60 - Within the past year how often have you used illicit drugs?	82
6.61 - How many of your friends smoke cigarettes?	83
6.62 - How many of your friends use smokeless tobacco?	83
6.63 - How many of your friends smoke cigars?	83
6.64 - How many of your friends drink beer?	84
6.65 - How many of your friends drink wine coolers?	84
6.66 - How many of your friends drink liquor?	84
6.67 - How many of your friends smoke marijuana?	85
6.68 - How many of your friends use cocaine?	85
6.69 - How many of your friends use uppers?	85
6.70 - How many of your friends use downers?	86
6.71 - How many of your friends use inhalants?	86
6.72 - How many of your friends use hallucinogens?	86
6.73 - How many of your friends use heroin?	87
6.74 - How many of your friends use steroids?	87
6.75 - What effect do you most often get when you smoke cigarettes?	88
6.76 - What effect do you most often get when you use smokeless tobacco?	88
6.77 - What effect do you most often get when you smoke cigars?	88
6.78 - What effect do you most often get when you drink beer?	89
6.79 - What effect do you most often get when you drink wine coolers?	89
6.80 - What effect do you most often get when you drink liquor?	89
6.81 - What effect do you most often get when you smoke marijuana?	90
6.82 - What effect do you most often get when you use cocaine?	90
6.83 - What effect do you most often get when you use uppers?	90
6.84 - What effect do you most often get when you use downers?	91
6.85 - What effect do you most often get when you use inhalants?	91

6.86 - What effect do you most often get when you use hallucinogens?	91
6.87 - What effect do you most often get when you use heroin?	92
6.88 - What effect do you most often get when you use steroids?	92
6.89 - When do you smoke cigarettes?	93
6.90 - When do you use smokeless tobacco?	93
6.91 - When do you smoke cigars?	93
6.92 - When do you drink beer?	94
6.93 - When do you drink wine coolers?	94
6.94 - When do you drink liquor?	94
6.95 - When do you smoke marijuana?	95
6.96 - When do you use cocaine?	95
6.97 - When do you use uppers?	95
6.98 - When do you use downers?	96
6.99 - When do you use inhalants?	96
6.100 - When do you use hallucinogens?	96
6.101 - When do you use heroin?	97
6.102 - When do you use steroids?	97
6.103 - When do you use any tobacco?	97
6.104 - When do you use any alcohol?	98
6.105 - When do you use any illicit drug?	98
6.106 - While at school have you carried a gun?	99
6.107 - While at school have you carried a knife, club or other weapon?	99
6.108 - While at school have you threatened a student with a gun, knife or club?	99
6.109 - While at school have you threatened to hurt a student by hitting, slapping or kicking?	100
6.110 - While at school have you hurt a student by using a gun, knife or club?	100
6.111 - While at school have you hurt a student by hitting, slapping or kicking?	100
6.112 - While at school have you been threatened with a gun, knife or club by a student?	101
6.113 - While at school have you had a student threaten to hit, slap or kick you?	101
6.114 - While at school have you been afraid a student may hurt you?	101
6.115 - While at school have you been hurt by a student using a gun, knife or club?	102
6.116 - While at school have you been hurt by a student who hit, slapped or kicked you?	102
6.117 - When did you first smoke cigarettes?	103
6.118 - When did you first use smokeless tobacco?	103
6.119 - When did you first smoke cigars?	103
6.120 - When did you first drink beer?	104
6.121 - When did you first drink wine coolers?	104
6.122 - When did you first drink liquor?	104
6.123 - When did you first smoke marijuana?	105
6.124 - When did you first use cocaine?	105
6.125 - When did you first use uppers?	105
6.126 - When did you first use downers?	106
6.127 - When did you first use inhalants?	106
6.128 - When did you first use hallucinogens?	106

6.129 - When did you first use heroin?	107
6.130 - When did you first use steroids?	107
6.131 - How easy is it to get cigarettes?	108
6.132 - How easy is it to get smokeless tobacco?	108
6.133 - How easy is it to get cigars?	108
6.134 - How easy is it to get beer?	109
6.135 - How easy is it to get wine coolers?	109
6.136 - How easy is it to get liquor?	109
6.137 - How easy is it to get marijuana?	110
6.138 - How easy is it to get cocaine?	110
6.139 - How easy is it to get uppers?	110
6.140 - How easy is it to get downers?	111
6.141 - How easy is it to get inhalants?	111
6.142 - How easy is it to get hallucinogens?	111
6.143 - How easy is it to get heroin?	112
6.144 - How easy is it to get steroids?	112
6.145 - Frequency of Use -- Cigarettes	113
6.146 - Frequency of Use -- Smokeless Tobacco	113
6.147 - Frequency of Use -- Cigars	113
6.148 - Frequency of Use -- Beer	114
6.149 - Frequency of Use -- Wine Coolers	114
6.150 - Frequency of Use -- Liquor	114
6.151 - Frequency of Use -- Marijuana	115
6.152 - Frequency of Use -- Cocaine	115
6.153 - Frequency of Use -- Uppers	115
6.154 - Frequency of Use -- Downers	116
6.155 - Frequency of Use -- Inhalants	116
6.156 - Frequency of Use -- Hallucinogens	116
6.157 - Frequency of Use -- Heroin	117
6.158 - Frequency of Use -- Steroids	117
6.159 - Frequency of Use -- Tobacco	117
6.160 - Frequency of Use -- Alcohol	118
6.161 - Frequency of Use -- Illicit Drugs	118

LIST OF FIGURES

2.1 - % Students Who Use Cigarettes & Alcohol	19
2.2 - % Students Who Use Cigarettes & Alcohol	19
2.3 - % Students Who Use Marijuana, Cocaine, Inhalants and Hallucinogens	20
2.4 - % Students Who Use Marijuana, Cocaine, Inhalants and Hallucinogens	20
2.5 - % Students Who Use Uppers, Downers & Any Illicit Drugs	21
2.6 - % Students Who Use Uppers, Downers & Any Illicit Drugs	21
2.7 - % of Students Reporting Their Parents Talk To Them Often/A Lot About Drugs	22
2.8 - School Activities vs Any Illicit Drug Use	23
2.9 - Good Grade vs Any Illicit Drug Use	23
2.10 - Community Activities vs Any Illicit Drug Use	23
2.11 - Religiosity vs Any Illicit Drug Use	24
2.12 - Parents Talk vs Any Illicit Drug Use	24
2.13 - Clear Rules vs Any Illicit Drug Use	25
2.14 - Parents Punish vs Any Illicit Drug Use	25
3.1 - Drug Use of Student(s) Who Carry Guns VS Student(s) Who Do Not	28
3.2 - Drug Use of Student(s) In Gangs VS Student(s) Not In Gangs	29
3.3 - Drug Use of Student(s) Who Think of Suicide Often or A Lot VS Student(s) Who Do Not	30
3.4 - Drug Use of Student(s) Who Threaten VS Student(s) Who Do Not	31
3.5 - Drug Use of Student(s) Who Get In Trouble With Police VS Those Who Do Not	32
4.1 - % Students Who Use Cigarettes, Smokeless Tobacco & Cigars	39
4.2 - % Students Who Use Beer, Wine Coolers, Liquor and Marijuana	39
4.3 - % Students Who Use Cocaine, Uppers, Downers & Inhalants	39
4.4 - % Students Who Use Hallucinogens, Heroin and Steroids	40
4.5 - When Do You Use Beer	41
4.6 - When Do You Use Liquor	41
4.7 - When Do You Use Marijuana	41
4.8 - When Do You Use Cocaine	42
4.9 - When Do You Use Inhalants	42
4.10 - When Do You Use Hallucinogens	43
4.11 - Is It Harmful To Use Beer	44
4.12 - Is It Harmful To Use Liquor	44
4.13 - Is It Harmful To Use Marijuana	44
4.14 - Is It Harmful To Use Cocaine	45
4.15 - Is It Harmful To Use Inhalants	45
4.16 - Is It Harmful To Use Hallucinogens	46
4.17 - How Easy Is It To Get Beer	47
4.18 - How Easy Is It To Get Liquor	47
4.19 - How Easy Is It To Get Marijuana	47
4.20 - How Easy Is It To Get Cocaine	48

List of Figures**viii**

4.21 - How Easy Is It To Get Inhalants	48
4.22 - How Easy Is It To Get Hallucinogens	49
5.1 - % Students Who Get Very High or Bomed When Using Cigarettes, Smokeless Tobacco & Cigars	51
5.2 - % Students Who Get Very High or Bomed When Using Beer, Wine Coolers or Liquor	51
5.3 - % Students Who Get Very High or Bomed When Using Marijuana, Cocaine or Uppers	51
5.4 - % Students Who Get Very High or Bomed When Using Downers, Inhalants or Hallucinogens	52
5.5 - % Students Who Get Very High or Bomed When Using Heroin or Steroids	52
5.6 - % Students Who Use Beer by Sex	54
5.7 - % Students Who Use Liquor by Sex	54
5.8 - % Students Who Use Marijuana by Sex	54
5.9 - % Students Who Use Cocaine by Sex	55
5.10 - % Students Who Use Inhalants by Sex	55
5.11 - % Students Who Use Hallucinogens by Sex	56
5.12 - % Students Who Use Illicit Drugs by Attend Church, Synagogue, etc.	57
5.13 - % Students Who Use Illicit Drugs by Take Part in Community Activities	57
5.14 - % Students Who Use Illicit Drugs by Make Good Grades	57
5.15 - % Students Who Use Illicit Drugs by Take Part in School Activities	58
5.16 - % Students Who Use Illicit Drugs by Get Into Trouble at School	58
5.17 - % Students Who Use Illicit Drugs by Parents Talk About Dangers of Drugs	59
5.18 - % Students Who Use Illicit Drugs by Parents Set Clear Rules	59
5.19 - % Students Who Use Illicit Drugs by Parents Punish	60