

PRIDE QUESTIONNAIRE REPORT

2000-2001 National Summary
Faculty and Staff

NA000001-57

Mon Aug 12 15:39:33 CDT 2002



CHAPTER 1

INTRODUCTION

The following summary, graphs, and tables are compiled from data collected in your school(s) using the **PRIDE Alcohol And Other Drug Needs Assessment For Schools Questionnaire**. These data reflect school personnel...

- awareness and assessment of current alcohol and drug programs
- safety concerns,
- compliance and basic knowledge of policy,
- perceptions of student and co-worker drug use,
- knowledge of drug information,
- and training needs.

This report will help your school and system planners decide which programs and policies to maintain, what new prevention/intervention programs to initiate, and what personnel training needs to address. The following pages summarize the results of the questionnaire. **We suggest you distribute a copy of this summary to school faculty and to your Board of Education for system reports.**

CHAPTER 2

SUMMARY INFORMATION

2.1. DRUG PROGRAMS

2.1.1. Effectiveness of Programs

The following school drug and alcohol programs are listed in order from most effective to least effective as determined by your personnel who expressed an opinion:

- Parent, Teacher, Student Association (73.6% deemed *effective*)
- Crisis Intervention Team (62.4% deemed *effective*)
- Student Anti-Drug Organization or Program (62.3% deemed *effective*)
- Alcohol And Drug Curriculum For All Grades (57.0% deemed *effective*)
- Employee Assistance Program Available (54.9% deemed *effective*)
- Drug Awareness/Ed. Program For Parents (43.6% deemed *effective*)
- Teacher Training Programs For Drug Prevention (43.4% deemed *effective*)
- Program For Students With An A&D Problem (39.5% deemed *effective*)
- Support Group For A&D Recovering Students (33.9% deemed *effective*)

2.1.2. Less Known Programs

The effectiveness of the following school drug and alcohol programs was *not known* by a **majority** (more than 50%) of your personnel. The percentages who *did not know* the effectiveness of these programs reflect the percentages of personnel who either failed to respond or responded *Don't Know* to questionnaire items A through I of section VI.

- Support Group For A&D Recovering Students (50.2% did not know)

2.2. SAFETY IN THE WORKPLACE

84.8% of the faculty said their workplace is safe, while 15.2% said their workplace is **not safe**. Personnel in this latter group gave the following reasons why they consider their workplace unsafe:

- Students Being More Violent Than In The Past (69.3%)
- Rules Being Unclear Or Not Enforced (56.5%)
- Outsiders Coming Into The School (52.9%)

- Alcohol And/Or Drug Use By Students (19.5%)
- Students Who Carry Weapons (18.5%)
- Drug Dealing By Students (17.9%)
- Lack Of Cooperation When Police Are Called (12.6%)

2.3. DRUG POLICY

2.3.1. Knowledge of School Drug Policy

The following percentages of faculty **agreed** with these statements:

School personnel know that information which is life threatening must be disclosed - 75.8%

School personnel know how to get help from outside the school for students who use alcohol and drugs - 64.6%

School personnel understand the school drug policy - 74.6%

School personnel know the consequences of student drug use - 71.6%

2.3.2. Compliance With School Drug Policy

The following percentages of faculty **agreed** with these statements:

School personnel always report students whom they suspect of using or dealing drugs - 58.6%

The school policy on drugs is applied fairly - 62.0% - and consistently - 56.6%

Strict enforcement of policy has minimized our problems - 47.5%

2.4. DRUG USE

- Faculty believed 49.2% of co-workers used marijuana within the past year.
- Faculty believed 65.3% of students used marijuana within the past year.
- According to last years PRIDE National Summary, 0.6% of 4th-5th grade students used marijuana at least once a year, 11.0% of 6th-8th grade students used marijuana at least once a year, and 32.3% of 9th-12th grade students used marijuana at least once a year.

2.5. DRUG INFORMATION QUIZ

The average score on the drug information quiz was 68.6%. This fell below the suggested average score of 77.8%.

The tobacco question most often missed:

Will decrease reaction time (correct response is NO) 61.8% missed

The alcohol question most often missed:

Is fat soluble (correct response is NO) 52.6% missed

The marijuana question most often missed:

Is fat soluble (correct response is YES) 69.9% missed

2.6. TRAINING NEEDS

2.6.1. Training Needs of Teachers

Your teachers reported training needs in the following areas:

- Personal Liabilities And Responsibilities (75.9% said *I need training*)
- Risk Factor Reduction (75.7% said *I need training*)
- Locating And Using Community Resources (73.8% said *I need training*)
- Drug Ed. Training & Awareness For Parents (73.3% said *I need training*)
- Student Refusal Skills (73.1% said *I need training*)
- Recognizing Signs And Symptoms of A&D Use (70.8% said *I need training*)
- Alcohol And Other Drug Curricula (65.1% said *I need training*)
- How Child's Social World Affects A&D Use (63.6% said *I need training*)
- Biological Effects Of A&D Use (59.6% said *I need training*)

2.6.2. Training Needs of Administration

Administrators reported training needs in the following areas:

- Drug Ed. Training & Awareness For Parents (82.9% said *I need training*)
- Risk Factor Reduction (81.5% said *I need training*)
- Personal Liabilities And Responsibilities (79.7% said *I need training*)
- Locating And Using Community Resources (79.3% said *I need training*)
- Student Refusal Skills (77.5% said *I need training*)
- Recognizing Signs And Symptoms of A&D Use (68.8% said *I need training*)
- Alcohol And Other Drug Curricula (67.9% said *I need training*)
- How Child's Social World Affects A&D Use (65.8% said *I need training*)
- Biological Effects Of A&D Use (63.4% said *I need training*)

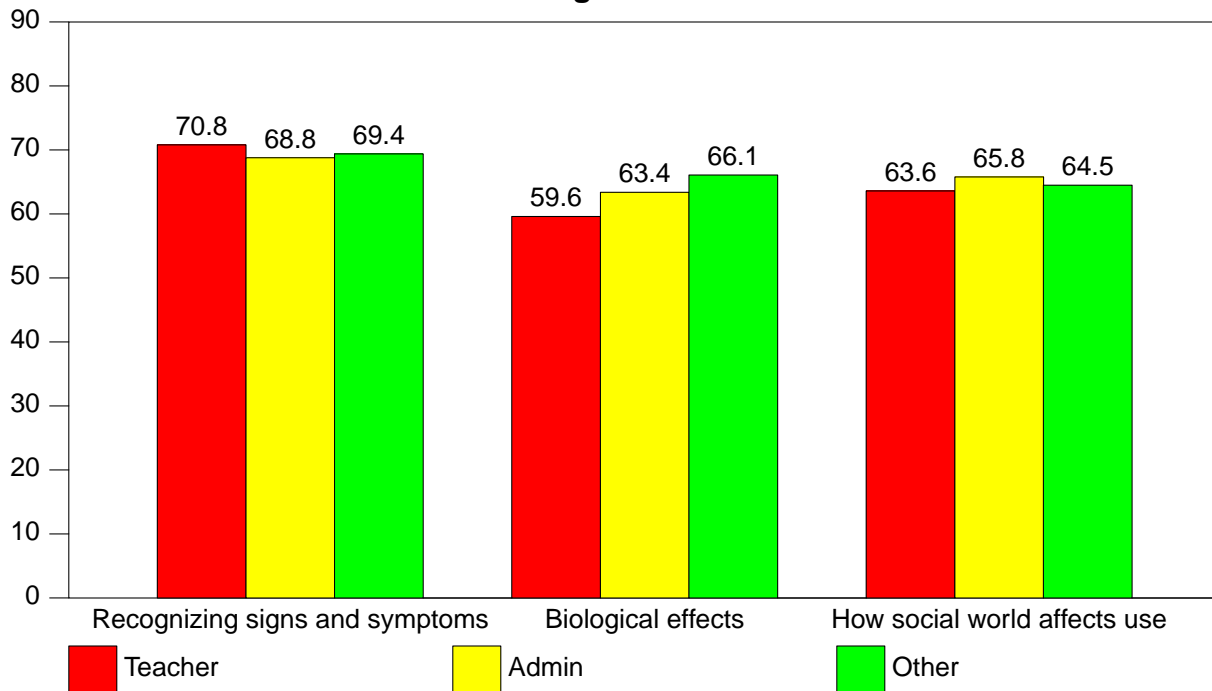
2.6.3. Training Needs Reported By Other Faculty

Other faculty (excluding administration and teachers reported training needs in the following areas:

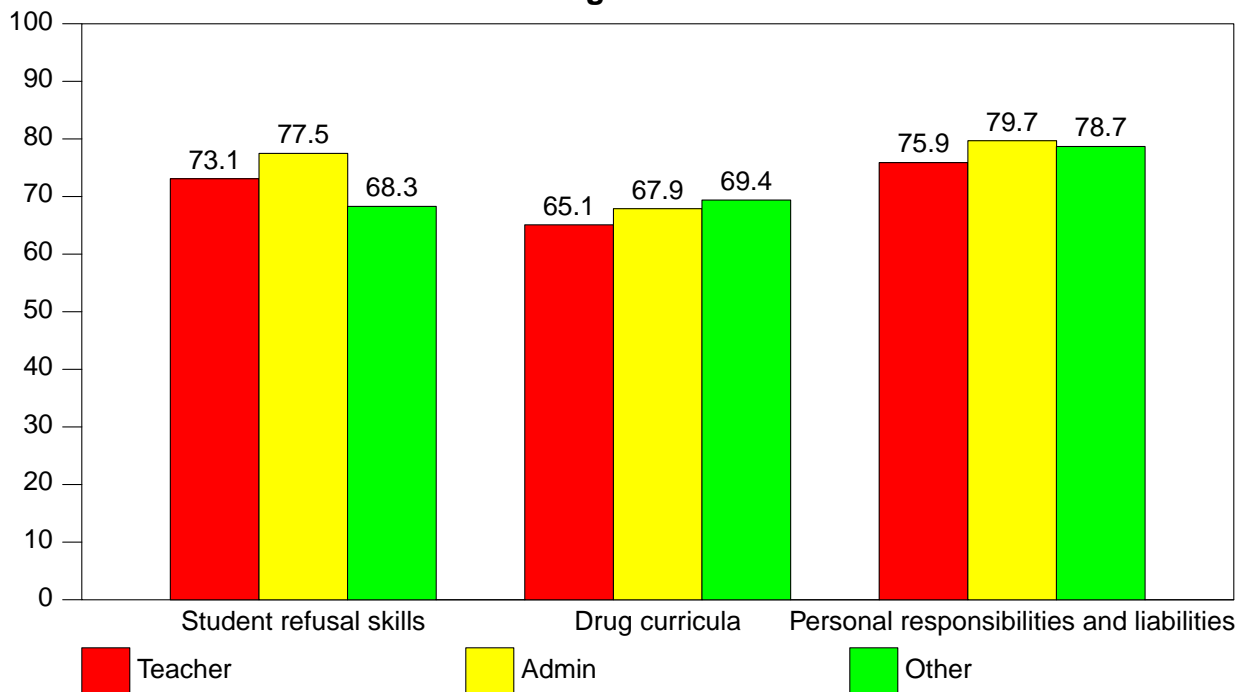
- Risk Factor Reduction (83.6% said *I need training*)

- Personal Liabilities And Responsibilities (78.7% said *I need training*)
- Drug Ed. Training & Awareness For Parents (77.8% said *I need training*)
- Locating And Using Community Resources (74.6% said *I need training*)
- Alcohol And Other Drug Curricula (69.4% said *I need training*)
- Recognizing Signs And Symptoms of A&D Use (69.4% said *I need training*)
- Student Refusal Skills (68.3% said *I need training*)
- Biological Effects Of A&D Use (66.1% said *I need training*)
- How Child's Social World Affects A&D Use (64.5% said *I need training*)

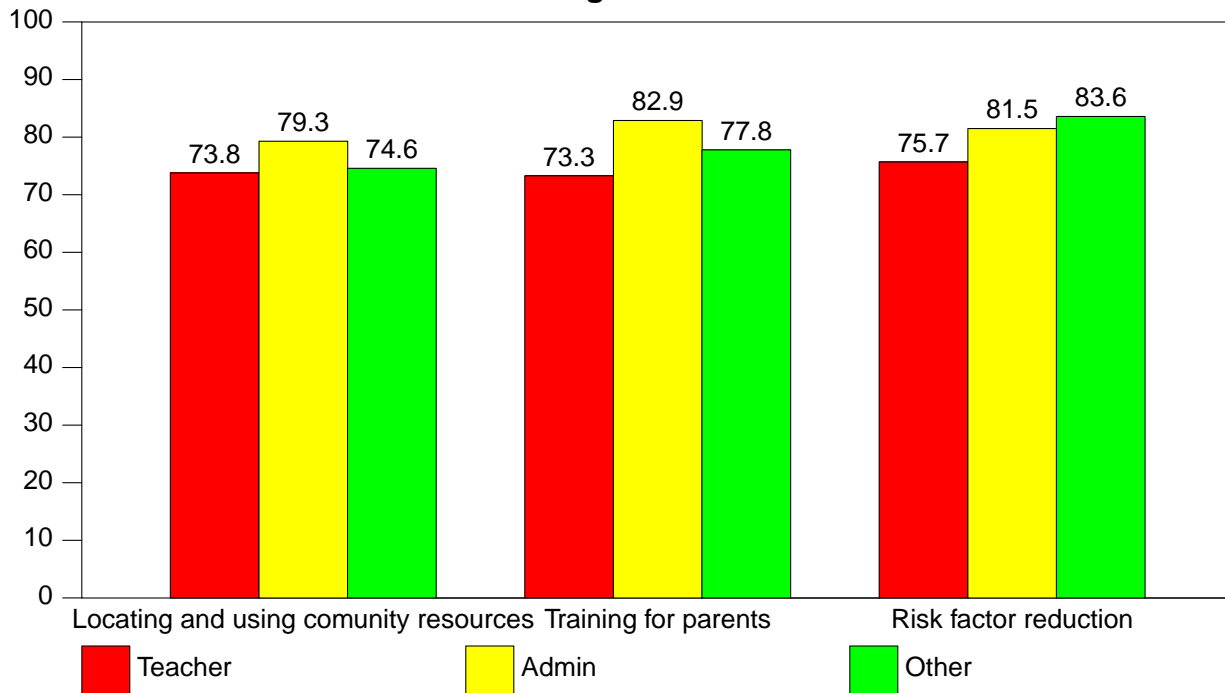
2.1 - Training Needs Assessment



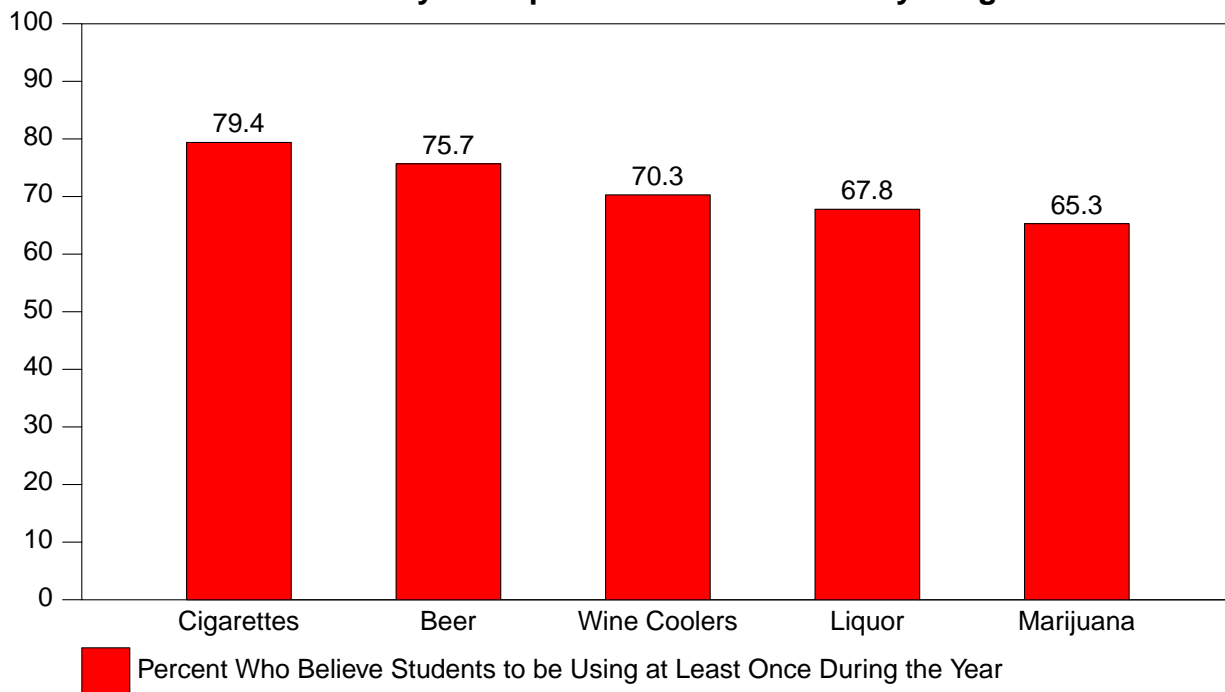
2.2 - Training Needs Assessment



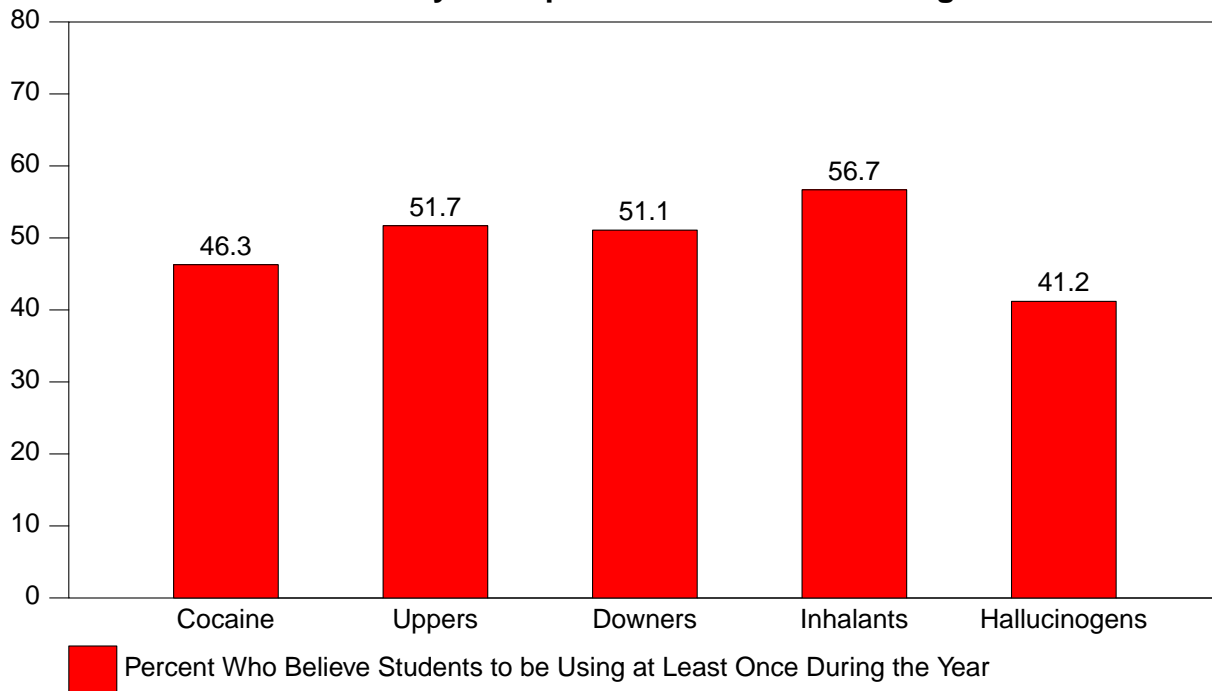
2.3 - Training Needs Assessment



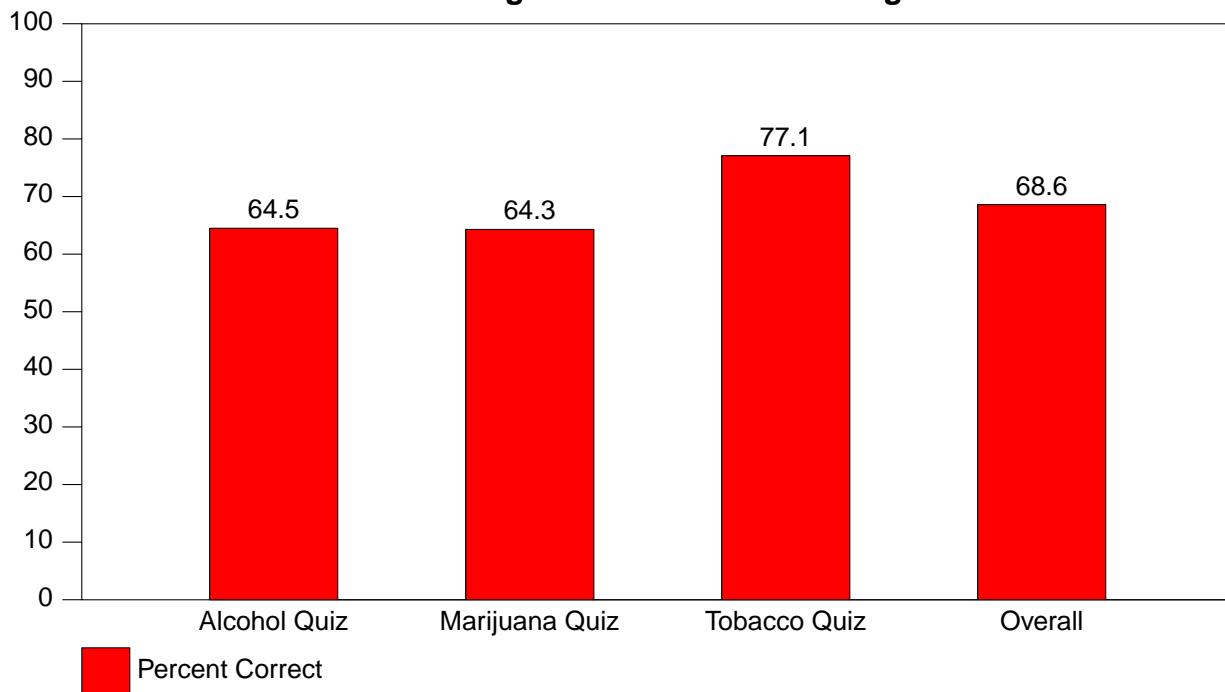
2.4 - Faculty Perception of Student Gateway Drug Use



2.5 - Faculty Perception of Student Illicit Drug Use



2.6 - Drug Information Quiz Averages



CHAPTER 3

PERCENTAGE TABLES

This chapter contains your school needs assessment results in tabular form. Each table corresponds to an item on the needs assessment. The tables contain percentage data by job type and *TOTAL*. The *N of Valid* column contains the number of workers responding to the item and the *N of Missing* column contains the number of workers not responding to the item. The remaining columns contain the percentages of workers responding to the particular response categories.

The percentage tables of the report appear in the same order as corresponding questions on the needs assessment. The preceding Table of Contents contains the percentage tables by section and gives the page number where each is located.

If you have questions about this report or if you wish to have information on other **PRIDE Surveys** products and services, please call the **PRIDE Surveys** Office or write to the following address:

PRIDE Surveys

Janie Pitcock
166 St Charles St
Bowling Green, KY 42101
1-800-279-6361
1-270-746-9596

3.1. INFORMATION ABOUT MY WORK

3.1 - My Major Teaching Field Is:

<i>Grade Level</i>	<i>N of Valid</i>	<i>N of Miss</i>	<i>Sci</i>	<i>Soc Sci</i>	<i>PE</i>	<i>Health</i>	<i>Other</i>	<i>Don't Teach</i>
TOTAL	2590	167	7.1	6.5	2.4	1.0	70.4	12.5

3.2 - I Work At:

<i>Grade Level</i>	<i>N of Valid</i>	<i>N of Miss</i>	<i>Elem Sch</i>	<i>Mid/JrH</i>	<i>High Sch</i>
TOTAL	2677	80	54.2	22.9	22.9

3.2. DRUG INFORMATION - ALCOHOL (* = correct response)

3.3 - Alcohol May Cause Liver Damage

<i>Grade Level</i>	<i>N of Valid</i>	<i>N of Miss</i>	<i>*Yes</i>	<i>No</i>
TOTAL	2729	28	99.6	0.4

3.4 - Alcohol May Cause Cancer

<i>Grade Level</i>	<i>N of Valid</i>	<i>N of Miss</i>	<i>*Yes</i>	<i>No</i>
TOTAL	2559	198	62.3	37.7

3.5 - 10% of Alcohol Users Become Addicted

<i>Grade Level</i>	<i>N of Valid</i>	<i>N of Miss</i>	<i>*Yes</i>	<i>No</i>
TOTAL	2562	195	84.5	15.5

3.6 - Alcohol is Fat Soluble

<i>Grade Level</i>	<i>N of Valid</i>	<i>N of Miss</i>	<i>Yes</i>	<i>*No</i>
TOTAL	2409	348	45.2	54.8

3.7 - Wine Coolers Have Less Alcohol Than Beer

<i>Grade Level</i>	<i>N of Valid</i>	<i>N of Miss</i>	<i>Yes</i>	<i>*No</i>
TOTAL	2562	195	36.4	63.6

3.8 - Alcohol Is A Stimulant

<i>Grade Level</i>	<i>N of Valid</i>	<i>N of Miss</i>	<i>Yes</i>	<i>*No</i>
TOTAL	2602	155	48.3	51.7

3.3. DRUG INFORMATION - MARIJUANA (* = correct response)

3.9 - Marijuana May Hurt Immune System

<i>Grade Level</i>	<i>N of Valid</i>	<i>N of Miss</i>	<i>*Yes</i>	<i>No</i>
TOTAL	2606	151	89.5	10.5

3.10 - Marijuana Is Fat Soluble

<i>Grade Level</i>	<i>N of Valid</i>	<i>N of Miss</i>	<i>*Yes</i>	<i>No</i>
TOTAL	2359	398	35.4	64.6

3.11 - Marijuana May Cause Birth Defects

<i>Grade Level</i>	<i>N of Valid</i>	<i>N of Miss</i>	<i>*Yes</i>	<i>No</i>
TOTAL	2640	117	94.8	5.2

3.12 - Marijuana May Cause Cancer

<i>Grade Level</i>	<i>N of Valid</i>	<i>N of Miss</i>	<i>*Yes</i>	<i>No</i>
TOTAL	2509	248	70.6	29.4

3.13 - Marijuana Is Less Addictive Than Alcohol

<i>Grade Level</i>	<i>N of Valid</i>	<i>N of Miss</i>	<i>Yes</i>	<i>*No</i>
TOTAL	2562	195	20.7	79.3

3.14 - Marijuana Is Legal In Some States

<i>Grade Level</i>	<i>N of Valid</i>	<i>N of Miss</i>	<i>Yes</i>	<i>*No</i>
TOTAL	2590	167	50.9	49.1

3.4. DRUG INFORMATION - TOBACCO (* = correct response)

3.15 - Tobacco Causes Cancer

<i>Grade Level</i>	<i>N of Valid</i>	<i>N of Miss</i>	<i>*Yes</i>	<i>No</i>
TOTAL	2693	64	99.5	0.5

3.16 - Tobacco Causes Low Birth Weight

<i>Grade Level</i>	<i>N of Valid</i>	<i>N of Miss</i>	<i>*Yes</i>	<i>No</i>
TOTAL	2646	111	97.5	2.5

3.17 - Tobacco Is Less Addictive Than Alcohol

<i>Grade Level</i>	<i>N of Valid</i>	<i>N of Miss</i>	<i>Yes</i>	<i>*No</i>
TOTAL	2575	182	10.4	89.6

3.18 - Tobacco Causes Early Skin Damage

<i>Grade Level</i>	<i>N of Valid</i>	<i>N of Miss</i>	<i>*Yes</i>	<i>No</i>
TOTAL	2560	197	85.9	14.1

3.19 - Tobacco Will Decrease Reaction Time

<i>Grade Level</i>	<i>N of Valid</i>	<i>N of Miss</i>	<i>Yes</i>	<i>*No</i>
TOTAL	2507	250	57.5	42.5

3.20 - Most Users Of Tobacco Are Addicted By Age 14

<i>Grade Level</i>	<i>N of Valid</i>	<i>N of Miss</i>	<i>*Yes</i>	<i>No</i>
TOTAL	2566	191	80.1	19.9

3.5. DRUG USE BEHAVIOR OF CO-WORKERS

3.21 - Within The Past Year, What Percent of Your Co-workers Used Cigarettes

Grade Level	N of Valid	N of Miss	None	Under 5%	5%-15%	16%-25%	26%-50%	51%-75%	76%-100%
TOTAL	2634	123	7.9	39.6	25.8	14.4	7.4	3.6	1.3

3.22 - Within The Past Year, What Percent of Your Co-workers Used Beer

Grade Level	N of Valid	N of Miss	None	Under 5%	5%-15%	16%-25%	26%-50%	51%-75%	76%-100%
TOTAL	2610	147	7.3	18.6	18.9	16.4	17.0	14.5	7.3

3.23 - Within The Past Year, What Percent of Your Co-workers Used Wine Coolers

Grade Level	N of Valid	N of Miss	None	Under 5%	5%-15%	16%-25%	26%-50%	51%-75%	76%-100%
TOTAL	2580	177	7.8	22.3	20.6	18.4	16.1	10.7	4.1

3.24 - Within The Past Year, What Percent of Your Co-workers Used Liquor

Grade Level	N of Valid	N of Miss	None	Under 5%	5%-15%	16%-25%	26%-50%	51%-75%	76%-100%
TOTAL	2552	205	10.1	21.9	18.4	16.1	14.9	12.7	5.9

3.25 - Within The Past Year, What Percent of Your Co-workers Used Marijuana

Grade Level	N of Valid	N of Miss	None	Under 5%	5%-15%	16%-25%	26%-50%	51%-75%	76%-100%
TOTAL	2576	181	50.9	37.1	6.7	3.3	1.2	0.5	0.3

3.26 - Within The Past Year, What Percent of Your Co-workers Used Cocaine/Crack

Grade Level	N of Valid	N of Miss	None	Under 5%	5%-15%	16%-25%	26%-50%	51%-75%	76%-100%
TOTAL	2581	176	77.5	18.5	2.3	0.8	0.3	0.4	0.2

3.27 - Within The Past Year, What Percent of Your Co-workers Used Uppers

Grade Level	N of Valid	N of Miss	None	Under 5%	5%-15%	16%-25%	26%-50%	51%-75%	76%-100%
TOTAL	2577	180	53.6	32.9	7.9	3.7	1.0	0.7	0.3

3.28 - Within The Past Year, What Percent of Your Co-workers Used Downers

Grade Level	N of Valid	N of Miss	None	Under 5%	5%-15%	16%-25%	26%-50%	51%-75%	76%-100%
TOTAL	2567	190	54.7	32.1	7.6	3.3	1.3	0.7	0.2

3.29 - Within The Past Year, What Percent of Your Co-workers Used Inhalants

<i>Grade Level</i>	<i>N of Valid</i>	<i>N of Miss</i>	<i>None</i>	<i>Under 5%</i>	<i>5%-15%</i>	<i>16%-25%</i>	<i>26%-50%</i>	<i>51%-75%</i>	<i>76%-100%</i>
TOTAL	2582	175	83.9	13.1	1.7	0.6	0.3	0.1	0.2

3.30 - Within The Past Year, What Percent of Your Co-workers Used Hallucinogens

<i>Grade Level</i>	<i>N of Valid</i>	<i>N of Miss</i>	<i>None</i>	<i>Under 5%</i>	<i>5%-15%</i>	<i>16%-25%</i>	<i>26%-50%</i>	<i>51%-75%</i>	<i>76%-100%</i>
TOTAL	2581	176	84.3	12.9	1.6	0.5	0.3	0.2	0.1

3.6. DRUG USE BEHAVIOR OF STUDENTS

3.31 - Within The Past Year, What Percent of Your School's Students Used Cigarettes

Grade Level	N of Valid	N of Miss	None	Under 5%	5%-15%	16%-25%	26%-50%	51%-75%	76%-100%
TOTAL	2646	111	20.5	24.4	16.3	13.3	13.3	9.4	2.8

3.32 - Within The Past Year, What Percent of Your School's Students Used Beer

Grade Level	N of Valid	N of Miss	None	Under 5%	5%-15%	16%-25%	26%-50%	51%-75%	76%-100%
TOTAL	2627	130	24.2	24.7	14.8	10.9	12.4	9.6	3.3

3.33 - Within The Past Year, What Percent of Your School's Students Used Wine Coolers

Grade Level	N of Valid	N of Miss	None	Under 5%	5%-15%	16%-25%	26%-50%	51%-75%	76%-100%
TOTAL	2611	146	29.6	25.9	14.3	11.3	10.5	6.2	2.1

3.34 - Within The Past Year, What Percent of Your School's Students Used Liquor

Grade Level	N of Valid	N of Miss	None	Under 5%	5%-15%	16%-25%	26%-50%	51%-75%	76%-100%
TOTAL	2603	154	32.0	25.9	13.1	10.7	9.7	6.8	1.9

3.35 - Within The Past Year, What Percent of Your School's Students Used Marijuana

Grade Level	N of Valid	N of Miss	None	Under 5%	5%-15%	16%-25%	26%-50%	51%-75%	76%-100%
TOTAL	2603	154	34.6	26.4	13.1	11.4	8.3	4.5	1.6

3.36 - Within The Past Year, What Percent of Your School's Students Used Cocaine/Crack

Grade Level	N of Valid	N of Miss	None	Under 5%	5%-15%	16%-25%	26%-50%	51%-75%	76%-100%
TOTAL	2593	164	53.7	29.7	9.9	3.8	1.7	0.7	0.5

3.37 - Within The Past Year, What Percent of Your School's Students Used Uppers

Grade Level	N of Valid	N of Miss	None	Under 5%	5%-15%	16%-25%	26%-50%	51%-75%	76%-100%
TOTAL	2592	165	48.4	29.2	12.1	6.0	2.7	1.4	0.3

3.38 - Within The Past Year, What Percent of Your School's Students Used Downers

Grade Level	N of Valid	N of Miss	None	Under 5%	5%-15%	16%-25%	26%-50%	51%-75%	76%-100%
TOTAL	2587	170	48.9	29.8	12.4	5.1	2.4	1.1	0.3

3.39 - Within The Past Year, What Percent of Your School's Students Used Inhalants

<i>Grade Level</i>	<i>N of Valid</i>	<i>N of Miss</i>	<i>None</i>	<i>Under 5%</i>	<i>5%-15%</i>	<i>16%-25%</i>	<i>26%-50%</i>	<i>51%-75%</i>	<i>76%-100%</i>
TOTAL	2585	172	43.2	34.4	12.5	5.8	2.7	1.0	0.4

3.40 - Within The Past Year, What Percent of Your School's Students Used Hallucinogens

<i>Grade Level</i>	<i>N of Valid</i>	<i>N of Miss</i>	<i>None</i>	<i>Under 5%</i>	<i>5%-15%</i>	<i>16%-25%</i>	<i>26%-50%</i>	<i>51%-75%</i>	<i>76%-100%</i>
TOTAL	2586	171	58.9	27.9	7.7	3.2	1.4	0.6	0.3

3.7. SAFETY IN THE WORKPLACE

3.41 - My Work Place Is Safe

<i>Grade Level</i>	<i>N of Valid</i>	<i>N of Miss</i>	<i>Yes</i>	<i>No</i>
TOTAL	2646	111	84.7	15.3

3.42 - My Work Place Is Unsafe Due To Alcohol And/Or Drug Use By Students

<i>Grade Level</i>	<i>N of Valid</i>	<i>N of Miss</i>	<i>Don't Know</i>	<i>Don't Agree</i>	<i>Somewhat Agree</i>	<i>Agree</i>	<i>Strong Agree</i>
TOTAL	892	1865	24.2	47.2	17.5	8.1	3.0

3.43 - My Work Place Is Unsafe Due To Drug Dealing By Students

<i>Grade Level</i>	<i>N of Valid</i>	<i>N of Miss</i>	<i>Don't Know</i>	<i>Don't Agree</i>	<i>Somewhat Agree</i>	<i>Agree</i>	<i>Strong Agree</i>
TOTAL	887	1870	26.4	48.3	15.1	7.2	3.0

3.44 - My Work Place Is Unsafe Due To Students Who Carry Weapons

<i>Grade Level</i>	<i>N of Valid</i>	<i>N of Miss</i>	<i>Don't Know</i>	<i>Don't Agree</i>	<i>Somewhat Agree</i>	<i>Agree</i>	<i>Strong Agree</i>
TOTAL	882	1875	23.0	44.9	21.5	7.7	2.8

3.45 - My Work Place Is Unsafe Due To Outsiders Coming Into The School

<i>Grade Level</i>	<i>N of Valid</i>	<i>N of Miss</i>	<i>Don't Know</i>	<i>Don't Agree</i>	<i>Somewhat Agree</i>	<i>Agree</i>	<i>Strong Agree</i>
TOTAL	907	1850	14.0	34.7	22.9	16.4	11.9

3.46 - My Work Place Is Unsafe Due To Students Being More Violent Than In The Past

<i>Grade Level</i>	<i>N of Valid</i>	<i>N of Miss</i>	<i>Don't Know</i>	<i>Don't Agree</i>	<i>Somewhat Agree</i>	<i>Agree</i>	<i>Strong Agree</i>
TOTAL	905	1852	13.0	27.7	19.6	20.2	19.4

3.47 - My Work Place Is Unsafe Due To Rules Being Unclear Or Not Enforced

<i>Grade Level</i>	<i>N of Valid</i>	<i>N of Miss</i>	<i>Don't Know</i>	<i>Don't Agree</i>	<i>Somewhat Agree</i>	<i>Agree</i>	<i>Strong Agree</i>
TOTAL	892	1865	11.1	37.4	18.0	17.6	15.8

3.48 - My Work Place Is Unsafe Due To Lack Of Cooperation When Police Are Called

<i>Grade Level</i>	<i>N of Valid</i>	<i>N of Miss</i>	<i>Don't Know</i>	<i>Don't Agree</i>	<i>Somewhat Agree</i>	<i>Agree</i>	<i>Strong Agree</i>
TOTAL	881	1876	27.9	55.6	7.5	5.1	3.9

3.8. SCHOOL PERSONNEL PERCEPTIONS

3.49 - The Administration Informs Parents Of Prom Night Dangers

<i>Grade Level</i>	<i>N of Valid</i>	<i>N of Miss</i>	<i>Don't Know</i>	<i>Don't Agree</i>	<i>Somewhat Agree</i>	<i>Agree</i>	<i>Strong Agree</i>
TOTAL	2392	365	55.2	6.1	9.0	19.4	10.2

3.50 - School Has A Dress Code That Prohibits Alcohol and Drug Ads

<i>Grade Level</i>	<i>N of Valid</i>	<i>N of Miss</i>	<i>Don't Know</i>	<i>Don't Agree</i>	<i>Somewhat Agree</i>	<i>Agree</i>	<i>Strong Agree</i>
TOTAL	2662	95	8.3	3.6	5.3	34.7	48.0

3.51 - My School Suspends Students Who Are Truant

<i>Grade Level</i>	<i>N of Valid</i>	<i>N of Miss</i>	<i>Don't Know</i>	<i>Don't Agree</i>	<i>Somewhat Agree</i>	<i>Agree</i>	<i>Strong Agree</i>
TOTAL	2589	168	21.3	26.0	15.8	23.7	13.2

3.52 - Curriculum Promotes NO USE For Alcohol and Drugs

<i>Grade Level</i>	<i>N of Valid</i>	<i>N of Miss</i>	<i>Don't Know</i>	<i>Don't Agree</i>	<i>Somewhat Agree</i>	<i>Agree</i>	<i>Strong Agree</i>
TOTAL	2670	87	5.2	2.2	7.3	32.6	52.6

3.53 - Administration Follows Up On All Alcohol and Drug Use Reports

<i>Grade Level</i>	<i>N of Valid</i>	<i>N of Miss</i>	<i>Don't Know</i>	<i>Don't Agree</i>	<i>Somewhat Agree</i>	<i>Agree</i>	<i>Strong Agree</i>
TOTAL	2622	135	30.0	4.3	10.0	27.6	28.1

3.54 - Students Most Often Talk To Friends About Alcohol and Drug Problems

<i>Grade Level</i>	<i>N of Valid</i>	<i>N of Miss</i>	<i>Don't Know</i>	<i>Don't Agree</i>	<i>Somewhat Agree</i>	<i>Agree</i>	<i>Strong Agree</i>
TOTAL	2625	132	22.1	4.8	17.4	33.8	21.8

3.55 - Personnel Know Life Threatening Information Must Be Disclosed

<i>Grade Level</i>	<i>N of Valid</i>	<i>N of Miss</i>	<i>Don't Know</i>	<i>Don't Agree</i>	<i>Somewhat Agree</i>	<i>Agree</i>	<i>Strong Agree</i>
TOTAL	2641	116	11.1	3.4	9.4	34.9	41.2

3.56 - Personnel Know How To Get Outside Help For Drug Using Students

<i>Grade Level</i>	<i>N of Valid</i>	<i>N of Miss</i>	<i>Don't Know</i>	<i>Don't Agree</i>	<i>Somewhat Agree</i>	<i>Agree</i>	<i>Strong Agree</i>
TOTAL	2653	104	13.2	5.2	16.6	36.7	28.3

3.57 - Personnel Always Report Students They Suspect Deal Or Use

<i>Grade Level</i>	<i>N of Valid</i>	<i>N of Miss</i>	<i>Don't Know</i>	<i>Don't Agree</i>	<i>Somewhat Agree</i>	<i>Agree</i>	<i>Strong Agree</i>
TOTAL	2635	122	19.0	7.8	14.5	30.9	27.9

3.9. SCHOOL PROGRAMS AND POLICY

3.58 - My School Has An Effective Alcohol And Drug Curriculum For All Grades

<i>Grade Level</i>	<i>N of Valid</i>	<i>N of Miss</i>	<i>Don't Know</i>	<i>Don't Agree</i>	<i>Somewhat Agree</i>	<i>Agree</i>	<i>Strong Agree</i>
TOTAL	2672	85	16.7	13.0	22.8	29.0	18.4

3.59 - My School Has Effective Teacher Training Programs For Drug Prevention Ed.

<i>Grade Level</i>	<i>N of Valid</i>	<i>N of Miss</i>	<i>Don't Know</i>	<i>Don't Agree</i>	<i>Somewhat Agree</i>	<i>Agree</i>	<i>Strong Agree</i>
TOTAL	2653	104	19.0	21.8	24.2	23.0	12.1

3.60 - My School Has An Effective Program For Students With An Alcohol and Drug Problem

<i>Grade Level</i>	<i>N of Valid</i>	<i>N of Miss</i>	<i>Don't Know</i>	<i>Don't Agree</i>	<i>Somewhat Agree</i>	<i>Agree</i>	<i>Strong Agree</i>
TOTAL	2605	152	38.3	22.6	14.9	16.2	7.9

3.61 - My School Has An Effective Support Group For Alcohol and Drug Recovering Students

<i>Grade Level</i>	<i>N of Valid</i>	<i>N of Miss</i>	<i>Don't Know</i>	<i>Don't Agree</i>	<i>Somewhat Agree</i>	<i>Agree</i>	<i>Strong Agree</i>
TOTAL	2584	173	46.3	25.4	10.1	12.0	6.2

3.62 - My School Has An Effective Student Anti-Drug Organization or Program

<i>Grade Level</i>	<i>N of Valid</i>	<i>N of Miss</i>	<i>Don't Know</i>	<i>Don't Agree</i>	<i>Somewhat Agree</i>	<i>Agree</i>	<i>Strong Agree</i>
TOTAL	2603	154	23.2	14.5	14.6	27.3	20.4

3.63 - My School Has An Effective Drug Awareness/Ed. Program For Parents

<i>Grade Level</i>	<i>N of Valid</i>	<i>N of Miss</i>	<i>Don't Know</i>	<i>Don't Agree</i>	<i>Somewhat Agree</i>	<i>Agree</i>	<i>Strong Agree</i>
TOTAL	2610	147	36.4	19.7	16.2	17.6	10.0

3.64 - My School Has An Effective Crisis Intervention Team

<i>Grade Level</i>	<i>N of Valid</i>	<i>N of Miss</i>	<i>Don't Know</i>	<i>Don't Agree</i>	<i>Somewhat Agree</i>	<i>Agree</i>	<i>Strong Agree</i>
TOTAL	2599	158	30.1	11.8	14.7	25.0	18.5

3.65 - My School Has An Effective Parent, Teacher, Student Association

<i>Grade Level</i>	<i>N of Valid</i>	<i>N of Miss</i>	<i>Don't Know</i>	<i>Don't Agree</i>	<i>Somewhat Agree</i>	<i>Agree</i>	<i>Strong Agree</i>
TOTAL	2624	133	13.0	10.6	12.4	31.4	32.7

3.66 - My School Has An Effective Employee Assistance Program Available

<i>Grade Level</i>	<i>N of Valid</i>	<i>N of Miss</i>	<i>Don't Know</i>	<i>Don't Agree</i>	<i>Somewhat Agree</i>	<i>Agree</i>	<i>Strong Agree</i>
TOTAL	2570	187	45.7	14.6	10.0	18.4	11.3

3.67 - School Personnel Understand The School Drug Policy

<i>Grade Level</i>	<i>N of Valid</i>	<i>N of Miss</i>	<i>Don't Know</i>	<i>Don't Agree</i>	<i>Somewhat Agree</i>	<i>Agree</i>	<i>Strong Agree</i>
TOTAL	2610	147	8.3	3.4	13.4	39.0	35.9

3.68 - School Personnel Know The Consequences of Student Drug Use

<i>Grade Level</i>	<i>N of Valid</i>	<i>N of Miss</i>	<i>Don't Know</i>	<i>Don't Agree</i>	<i>Somewhat Agree</i>	<i>Agree</i>	<i>Strong Agree</i>
TOTAL	2595	162	9.1	5.2	14.0	37.5	34.2

3.69 - The School Policy On Drugs Is Applied Fairly

<i>Grade Level</i>	<i>N of Valid</i>	<i>N of Miss</i>	<i>Don't Know</i>	<i>Don't Agree</i>	<i>Somewhat Agree</i>	<i>Agree</i>	<i>Strong Agree</i>
TOTAL	2575	182	20.5	5.5	11.9	33.7	28.5

3.70 - The School Policy On Drugs Is Applied Consistently

<i>Grade Level</i>	<i>N of Valid</i>	<i>N of Miss</i>	<i>Don't Know</i>	<i>Don't Agree</i>	<i>Somewhat Agree</i>	<i>Agree</i>	<i>Strong Agree</i>
TOTAL	2579	178	21.4	8.2	13.7	30.2	26.4

3.71 - Strict Enforcement Of Policy Has Minimized Our Problems

<i>Grade Level</i>	<i>N of Valid</i>	<i>N of Miss</i>	<i>Don't Know</i>	<i>Don't Agree</i>	<i>Somewhat Agree</i>	<i>Agree</i>	<i>Strong Agree</i>
TOTAL	2553	204	27.9	10.1	14.5	25.1	22.4

3.10. TRAINING NEEDS

3.72 - I Need Training In Recognizing Signs And Symptoms of Alcohol and Drug Use

<i>Grade Level</i>	<i>N of Valid</i>	<i>N of Miss</i>	<i>No Train</i>	<i>Some Train</i>	<i>Lot Train</i>
TOTAL	2619	138	30.5	55.9	13.6

3.73 - I Need Training In Biological Effects Of Alcohol and Drug Use

<i>Grade Level</i>	<i>N of Valid</i>	<i>N of Miss</i>	<i>No Train</i>	<i>Some Train</i>	<i>Lot Train</i>
TOTAL	2603	154	39.2	49.6	11.3

3.74 - I Need Training In How Child's Social World Affects Alcohol and Drug Use

<i>Grade Level</i>	<i>N of Valid</i>	<i>N of Miss</i>	<i>No Train</i>	<i>Some Train</i>	<i>Lot Train</i>
TOTAL	2595	162	35.2	52.5	12.3

3.75 - I Need Training In Student Refusal Skills

<i>Grade Level</i>	<i>N of Valid</i>	<i>N of Miss</i>	<i>No Train</i>	<i>Some Train</i>	<i>Lot Train</i>
TOTAL	2599	158	27.5	55.9	16.6

3.76 - I Need Training In Alcohol And Other Drug Curricula

<i>Grade Level</i>	<i>N of Valid</i>	<i>N of Miss</i>	<i>No Train</i>	<i>Some Train</i>	<i>Lot Train</i>
TOTAL	2582	175	34.5	53.5	12.0

3.77 - I Need Training In Personal Liabilities And Responsibilities

<i>Grade Level</i>	<i>N of Valid</i>	<i>N of Miss</i>	<i>No Train</i>	<i>Some Train</i>	<i>Lot Train</i>
TOTAL	2599	158	25.1	55.7	19.2

3.78 - I Need Training In Locating And Using Community Resources

<i>Grade Level</i>	<i>N of Valid</i>	<i>N of Miss</i>	<i>No Train</i>	<i>Some Train</i>	<i>Lot Train</i>
TOTAL	2597	160	26.6	57.4	16.0

3.79 - I Need Training In Drug Ed. Training {} Awareness For Parents

<i>Grade Level</i>	<i>N of Valid</i>	<i>N of Miss</i>	<i>No Train</i>	<i>Some Train</i>	<i>Lot Train</i>
TOTAL	2602	155	26.8	52.6	20.6

3.80 - I Need Training In Risk Factor Reduction

<i>Grade Level</i>	<i>N of Valid</i>	<i>N of Miss</i>	<i>No Train</i>	<i>Some Train</i>	<i>Lot Train</i>
TOTAL	2586	171	24.9	58.3	16.8

TABLE OF CONTENTS

1 INTRODUCTION	1
2 SUMMARY INFORMATION	2
2.1 DRUG PROGRAMS	2
2.1.1 Effectiveness of Programs	2
2.1.2 Less Known Programs	2
2.2 SAFETY IN THE WORKPLACE	2
2.3 DRUG POLICY	3
2.3.1 Knowledge of School Drug Policy	3
2.3.2 Compliance With School Drug Policy	3
2.4 DRUG USE	3
2.5 DRUG INFORMATION QUIZ	3
2.6 TRAINING NEEDS	4
2.6.1 Training Needs of Teachers	4
2.6.2 Training Needs of Administration	4
2.6.3 Training Needs Reported By Other Faculty	4
3 PERCENTAGE TABLES	9
3.1 INFORMATION ABOUT MY WORK	10
3.2 DRUG INFORMATION - ALCOHOL (* = correct response)	11
3.3 DRUG INFORMATION - MARIJUANA (* = correct response)	12
3.4 DRUG INFORMATION - TOBACCO (* = correct response)	13
3.5 DRUG USE BEHAVIOR OF CO-WORKERS	14
3.6 DRUG USE BEHAVIOR OF STUDENTS	16
3.7 SAFETY IN THE WORKPLACE	18
3.8 SCHOOL PERSONNEL PERCEPTIONS	19
3.9 SCHOOL PROGRAMS AND POLICY	21
3.10 TRAINING NEEDS	23

LIST OF TABLES

3.1 - My Major Teaching Field Is:	10
3.2 - I Work At:	10
3.3 - Alcohol May Cause Liver Damage	11
3.4 - Alcohol May Cause Cancer	11
3.5 - 10% of Alcohol Users Become Addicted	11
3.6 - Alcohol is Fat Soluble	11
3.7 - Wine Coolers Have Less Alcohol Than Beer	11
3.8 - Alcohol Is A Stimulant	11
3.9 - Marijuana May Hurt Immune System	12
3.10 - Marijuana Is Fat Soluble	12
3.11 - Marijuana May Cause Birth Defects	12
3.12 - Marijuana May Cause Cancer	12
3.13 - Marijuana Is Less Addictive Than Alcohol	12
3.14 - Marijuana Is Legal In Some States	12
3.15 - Tobacco Causes Cancer	13
3.16 - Tobacco Causes Low Birth Weight	13
3.17 - Tobacco Is Less Addictive Than Alcohol	13
3.18 - Tobacco Causes Early Skin Damage	13
3.19 - Tobacco Will Decrease Reaction Time	13
3.20 - Most Users Of Tobacco Are Addicted By Age 14	13
3.21 - Within The Past Year, What Percent of Your Co-workers Used Cigarettes	14
3.22 - Within The Past Year, What Percent of Your Co-workers Used Beer	14
3.23 - Within The Past Year, What Percent of Your Co-workers Used Wine Coolers	14
3.24 - Within The Past Year, What Percent of Your Co-workers Used Liquor	14
3.25 - Within The Past Year, What Percent of Your Co-workers Used Marijuana	14
3.26 - Within The Past Year, What Percent of Your Co-workers Used Cocaine/Crack	14
3.27 - Within The Past Year, What Percent of Your Co-workers Used Uppers	14
3.28 - Within The Past Year, What Percent of Your Co-workers Used Downers	14
3.29 - Within The Past Year, What Percent of Your Co-workers Used Inhalants	15
3.30 - Within The Past Year, What Percent of Your Co-workers Used Hallucinogens	15
3.31 - Within The Past Year, What Percent of Your School's Students Used Cigarettes	16
3.32 - Within The Past Year, What Percent of Your School's Students Used Beer	16
3.33 - Within The Past Year, What Percent of Your School's Students Used Wine Coolers	16
3.34 - Within The Past Year, What Percent of Your School's Students Used Liquor	16
3.35 - Within The Past Year, What Percent of Your School's Students Used Marijuana	16
3.36 - Within The Past Year, What Percent of Your School's Students Used Cocaine/Crack	16
3.37 - Within The Past Year, What Percent of Your School's Students Used Uppers	16

3.38 - Within The Past Year, What Percent of Your School's Students Used Downers	16
3.39 - Within The Past Year, What Percent of Your School's Students Used Inhalants	17
3.40 - Within The Past Year, What Percent of Your School's Students Used Hallucino- gens	17
3.41 - My Work Place Is Safe	18
3.42 - My Work Place Is Unsafe Due To Alcohol And/Or Drug Use By Students	18
3.43 - My Work Place Is Unsafe Due To Drug Dealing By Students	18
3.44 - My Work Place Is Unsafe Due To Students Who Carry Weapons	18
3.45 - My Work Place Is Unsafe Due To Outsiders Coming Into The School	18
3.46 - My Work Place Is Unsafe Due To Students Being More Violent Than In The Past	18
3.47 - My Work Place Is Unsafe Due To Rules Being Unclear Or Not Enforced	18
3.48 - My Work Place Is Unsafe Due To Lack Of Cooperation When Police Are Called	18
3.49 - The Administration Informs Parents Of Prom Night Dangers	19
3.50 - School Has A Dress Code That Prohibits Alcohol and Drug Ads	19
3.51 - My School Suspends Students Who Are Truant	19
3.52 - Curriculum Promotes NO USE For Alcohol and Drugs	19
3.53 - Administration Follows Up On All Alcohol and Drug Use Reports	19
3.54 - Students Most Often Talk To Friends About Alcohol and Drug Problems	19
3.55 - Personnel Know Life Threatening Information Must Be Disclosed	19
3.56 - Personnel Know How To Get Outside Help For Drug Using Students	19
3.57 - Personnel Always Report Students They Suspect Deal Or Use	20
3.58 - My School Has An Effective Alcohol And Drug Curriculum For All Grades	21
3.59 - My School Has Effective Teacher Training Programs For Drug Prevention Ed.	21
3.60 - My School Has An Effective Program For Students With An Alcohol and Drug Problem	21
3.61 - My School Has An Effective Support Group For Alcohol and Drug Recovering Students	21
3.62 - My School Has An Effective Student Anti-Drug Organization or Program	21
3.63 - My School Has An Effective Drug Awareness/Ed. Program For Parents	21
3.64 - My School Has An Effective Crisis Intervention Team	21
3.65 - My School Has An Effective Parent, Teacher, Student Association	21
3.66 - My School Has An Effective Employee Assistance Program Available	22
3.67 - School Personnel Understand The School Drug Policy	22
3.68 - School Personnel Know The Consequences of Student Drug Use	22
3.69 - The School Policy On Drugs Is Applied Fairly	22
3.70 - The School Policy On Drugs Is Applied Consistently	22
3.71 - Strict Enforcement Of Policy Has Minimized Our Problems	22
3.72 - I Need Training In Recognizing Signs And Symptoms of Alcohol and Drug Use	23
3.73 - I Need Training In Biological Effects Of Alcohol and Drug Use	23
3.74 - I Need Training In How Child's Social World Affects Alcohol and Drug Use	23
3.75 - I Need Training In Student Refusal Skills	23
3.76 - I Need Training In Alcohol And Other Drug Curricula	23
3.77 - I Need Training In Personal Liabilities And Responsibilities	23
3.78 - I Need Training In Locating And Using Community Resources	23

List of Tables

3.79 - I Need Training In Drug Ed. Training {} Awareness For Parents	23
3.80 - I Need Training In Risk Factor Reduction	24

LIST OF FIGURES

2.1 - Training Needs Assessment	6
2.2 - Training Needs Assessment	6
2.3 - Training Needs Assessment	6
2.4 - Faculty Perception of Student Gateway Drug Use	7
2.5 - Faculty Perception of Student Illicit Drug Use	7
2.6 - Drug Information Quiz Averages	8