

PRIDE QUESTIONNAIRE REPORT

2001-2002 National Summary
Faculty and Staff

NA010001-22

Mon Aug 12 15:39:49 CDT 2002



CHAPTER 1

INTRODUCTION

The following summary, graphs, and tables are compiled from data collected in your school(s) using the **PRIDE Alcohol And Other Drug Needs Assessment For Schools Questionnaire**. These data reflect school personnel...

- awareness and assessment of current alcohol and drug programs
- safety concerns,
- compliance and basic knowledge of policy,
- perceptions of student and co-worker drug use,
- knowledge of drug information,
- and training needs.

This report will help your school and system planners decide which programs and policies to maintain, what new prevention/intervention programs to initiate, and what personnel training needs to address. The following pages summarize the results of the questionnaire. **We suggest you distribute a copy of this summary to school faculty and to your Board of Education for system reports.**

CHAPTER 2

SUMMARY INFORMATION

2.1. DRUG PROGRAMS

2.1.1. Effectiveness of Programs

The following school drug and alcohol programs are listed in order from most effective to least effective as determined by your personnel who expressed an opinion:

- Parent, Teacher, Student Association (73.1% deemed *effective*)
- Crisis Intervention Team (59.5% deemed *effective*)
- Employee Assistance Program Available (57.1% deemed *effective*)
- Student Anti-Drug Organization or Program (55.3% deemed *effective*)
- Alcohol And Drug Curriculum For All Grades (44.1% deemed *effective*)
- Drug Awareness/Ed. Program For Parents (36.5% deemed *effective*)
- Program For Students With An A&D Problem (26.9% deemed *effective*)
- Teacher Training Programs For Drug Prevention (26.5% deemed *effective*)
- Support Group For A&D Recovering Students (20.8% deemed *effective*)

2.1.2. Less Known Programs

The effectiveness of the following school drug and alcohol programs was *not known* by a **majority** (more than 50%) of your personnel. The percentages who *did not know* the effectiveness of these programs reflect the percentages of personnel who either failed to respond or responded *Don't Know* to questionnaire items A through I of section VI.

2.2. SAFETY IN THE WORKPLACE

78.3% of the faculty said their workplace is safe, while 21.7% said their workplace is **not safe**. Personnel in this latter group gave the following reasons why they consider their workplace unsafe:

- Rules Being Unclear Or Not Enforced (63.9%)
- Students Being More Violent Than In The Past (62.0%)
- Outsiders Coming Into The School (43.9%)
- Alcohol And/Or Drug Use By Students (30.8%)

- Drug Dealing By Students (24.0%)
- Students Who Carry Weapons (18.2%)
- Lack Of Cooperation When Police Are Called (7.7%)

2.3. DRUG POLICY

2.3.1. Knowledge of School Drug Policy

The following percentages of faculty **agreed** with these statements:

School personnel know that information which is life threatening must be disclosed - 79.9%

School personnel know how to get help from outside the school for students who use alcohol and drugs - 61.3%

School personnel understand the school drug policy - 65.4%

School personnel know the consequences of student drug use - 60.6%

2.3.2. Compliance With School Drug Policy

The following percentages of faculty **agreed** with these statements:

School personnel always report students whom they suspect of using or dealing drugs - 53.5%

The school policy on drugs is applied fairly - 52.3% - and consistently - 45.5%

Strict enforcement of policy has minimized our problems - 35.0%

2.4. DRUG USE

- Faculty believed 64.1% of co-workers used marijuana within the past year.
- Faculty believed 81.9% of students used marijuana within the past year.
- According to last years PRIDE National Summary, 0.8% of 4th-5th grade students used marijuana at least once a year, 9.3% of 6th-8th grade students used marijuana at least once a year, and 32.3% of 9th-12th grade students used marijuana at least once a year.

2.5. DRUG INFORMATION QUIZ

The average score on the drug information quiz was 73.2%. This fell below the suggested average score of 77.8%.

The tobacco question most often missed:

Will decrease reaction time (correct response is NO) 53.1% missed

The alcohol question most often missed:

Is fat soluble (correct response is NO) 47.7% missed

The marijuana question most often missed:

Is fat soluble (correct response is YES) 70.1% missed

2.6. TRAINING NEEDS

2.6.1. Training Needs of Teachers

Your teachers reported training needs in the following areas:

- Risk Factor Reduction (75.9% said *I need training*)
- Personal Liabilities And Responsibilities (75.5% said *I need training*)
- Drug Ed. Training & Awareness For Parents (74.1% said *I need training*)
- Locating And Using Community Resources (74.0% said *I need training*)
- Student Refusal Skills (72.4% said *I need training*)
- Recognizing Signs And Symptoms of A&D Use (69.5% said *I need training*)
- Alcohol And Other Drug Curricula (64.9% said *I need training*)
- How Child's Social World Affects A&D Use (59.1% said *I need training*)
- Biological Effects Of A&D Use (56.1% said *I need training*)

2.6.2. Training Needs of Administration

Administrators reported training needs in the following areas:

- Drug Ed. Training & Awareness For Parents (83.3% said *I need training*)
- Risk Factor Reduction (78.0% said *I need training*)
- Locating And Using Community Resources (75.6% said *I need training*)
- Student Refusal Skills (75.6% said *I need training*)
- Personal Liabilities And Responsibilities (73.2% said *I need training*)
- Recognizing Signs And Symptoms of A&D Use (66.7% said *I need training*)
- Alcohol And Other Drug Curricula (63.4% said *I need training*)
- Biological Effects Of A&D Use (59.5% said *I need training*)
- How Child's Social World Affects A&D Use (58.5% said *I need training*)

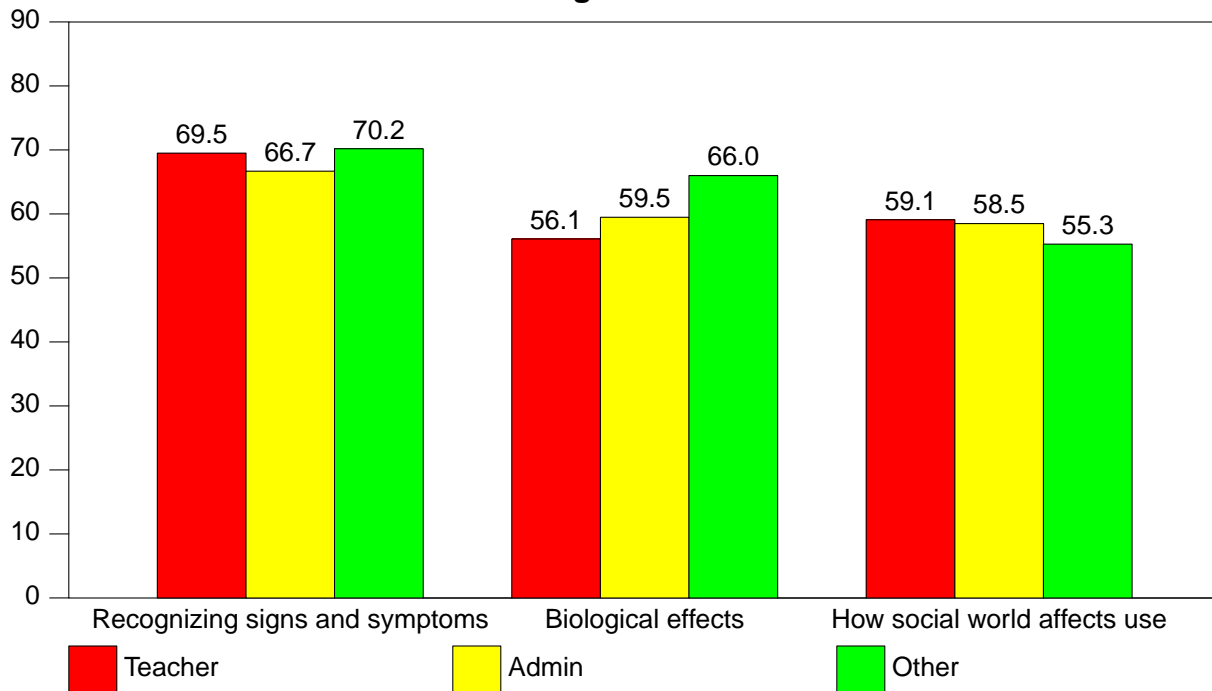
2.6.3. Training Needs Reported By Other Faculty

Other faculty (excluding administration and teachers reported training needs in the following areas:

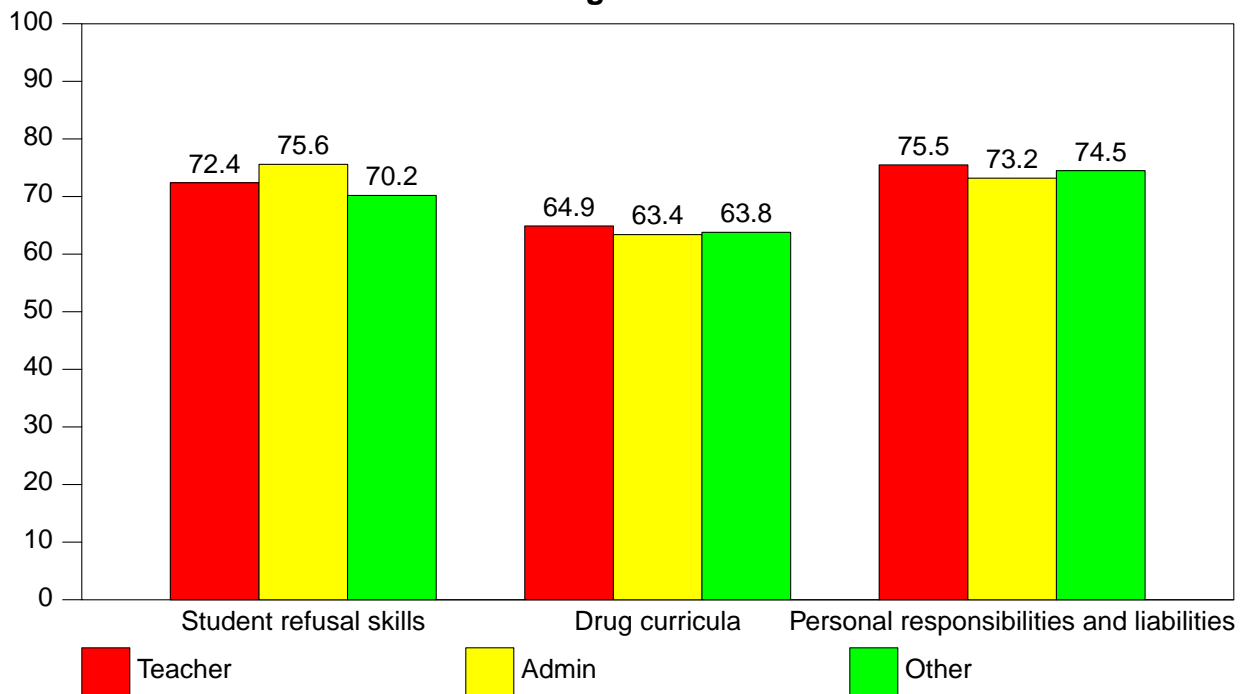
- Drug Ed. Training & Awareness For Parents (80.9% said *I need training*)
- Locating And Using Community Resources (80.4% said *I need training*)

- Risk Factor Reduction (76.6% said *I need training*)
- Personal Liabilities And Responsibilities (74.5% said *I need training*)
- Student Refusal Skills (70.2% said *I need training*)
- Recognizing Signs And Symptoms of A&D Use (70.2% said *I need training*)
- Biological Effects Of A&D Use (66.0% said *I need training*)
- Alcohol And Other Drug Curricula (63.8% said *I need training*)
- How Child's Social World Affects A&D Use (55.3% said *I need training*)

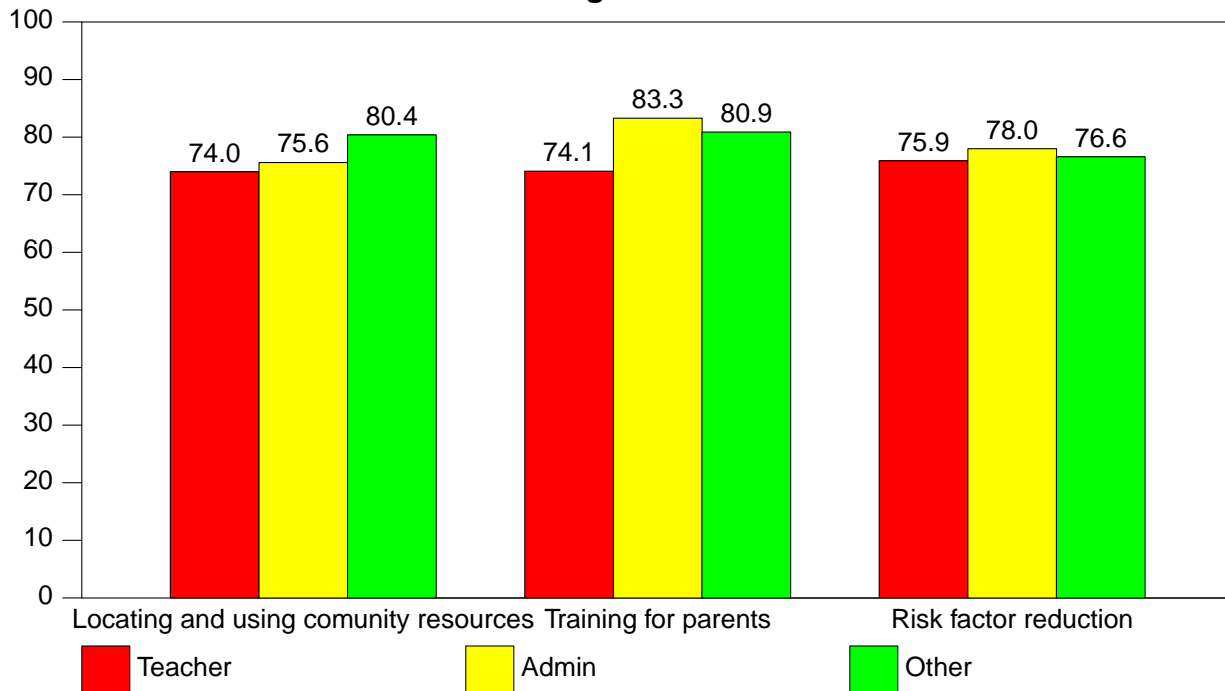
2.1 - Training Needs Assessment



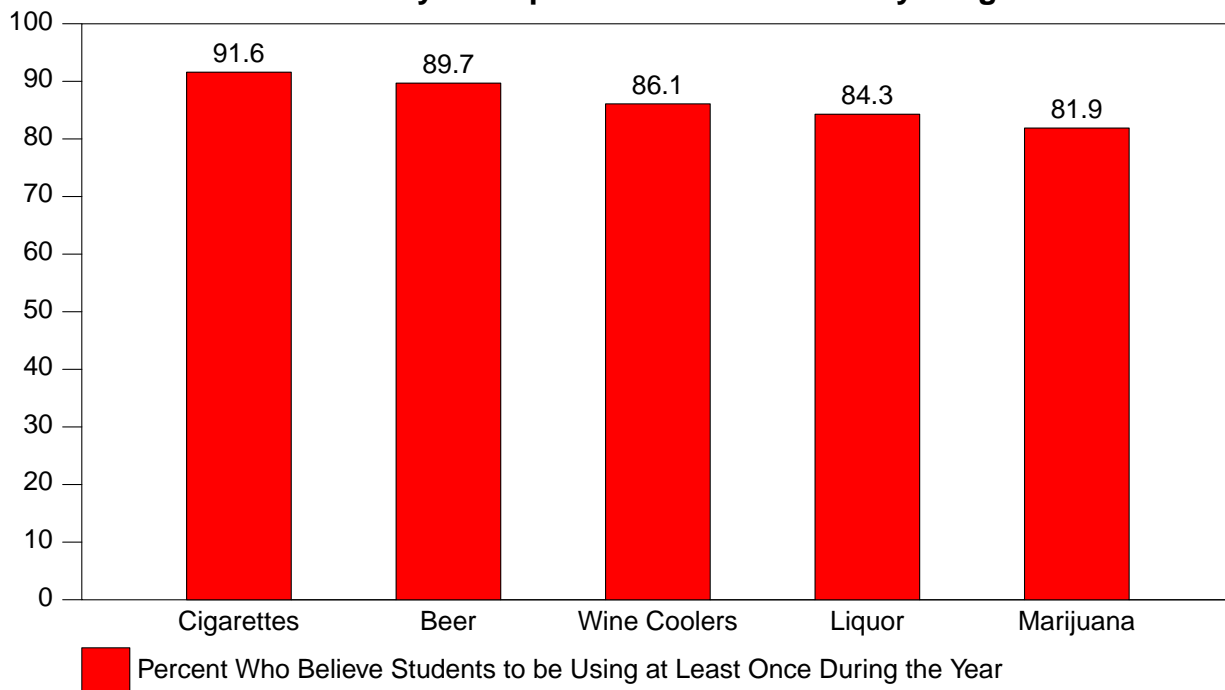
2.2 - Training Needs Assessment



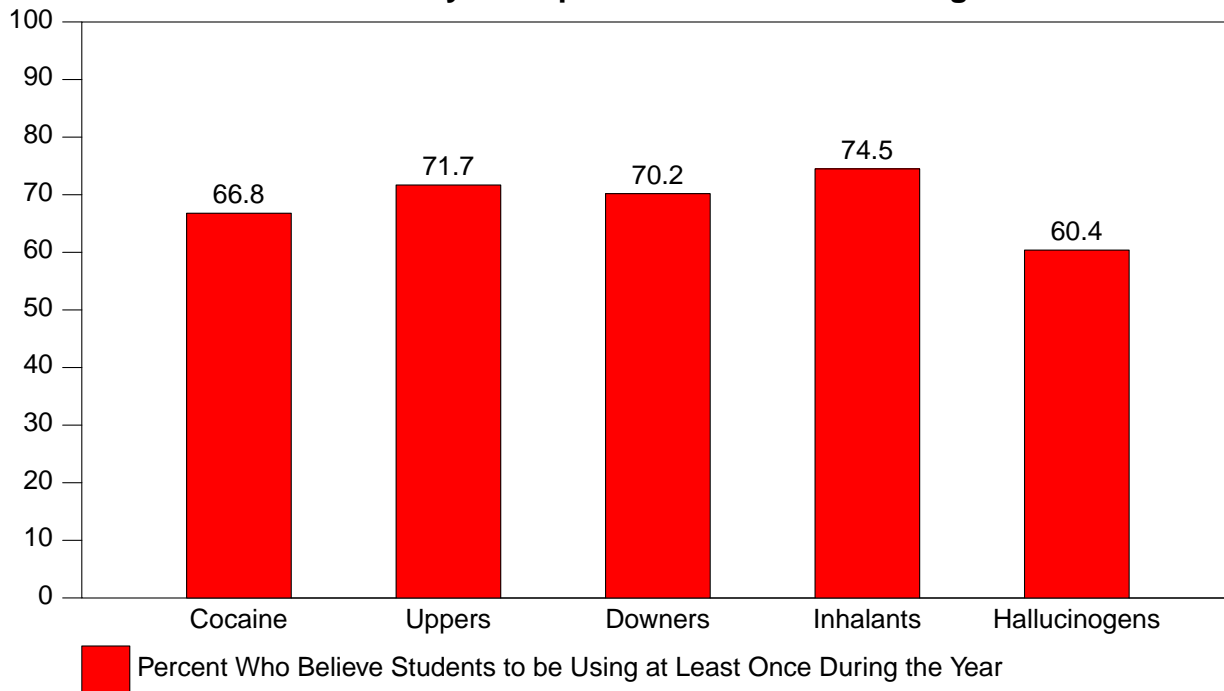
2.3 - Training Needs Assessment



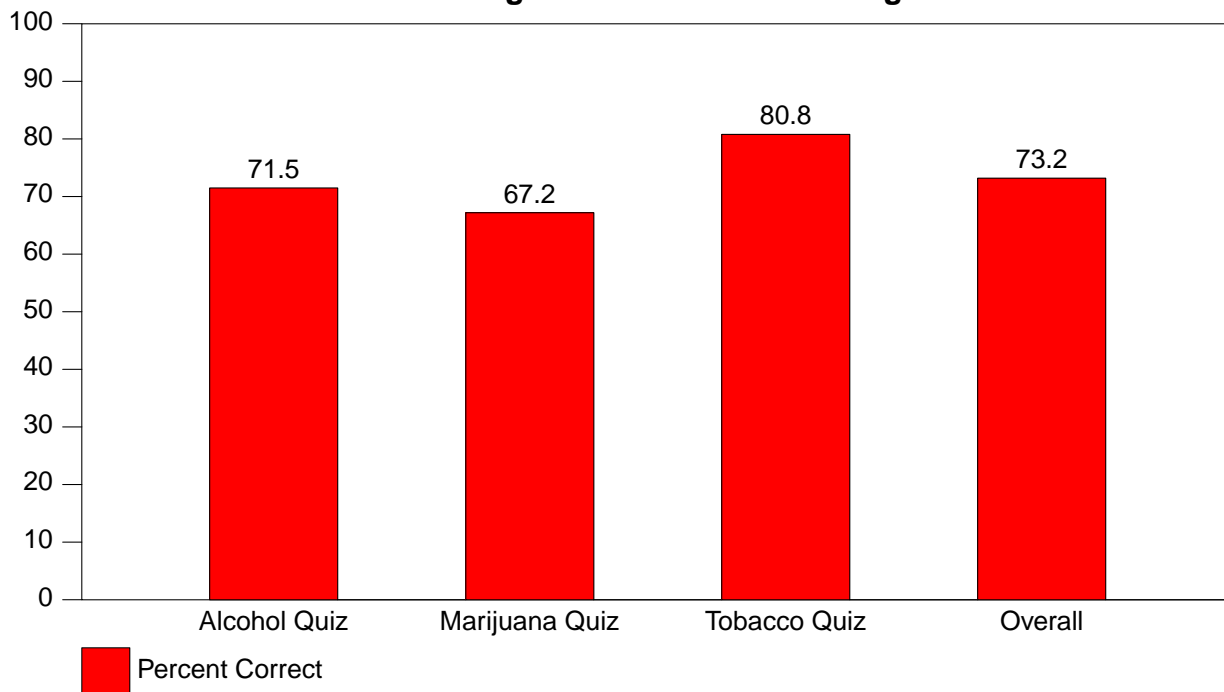
2.4 - Faculty Perception of Student Gateway Drug Use



2.5 - Faculty Perception of Student Illicit Drug Use



2.6 - Drug Information Quiz Averages



CHAPTER 3

PERCENTAGE TABLES

This chapter contains your school needs assessment results in tabular form. Each table corresponds to an item on the needs assessment. The tables contain percentage data by job type and *TOTAL*. The *N of Valid* column contains the number of workers responding to the item and the *N of Missing* column contains the number of workers not responding to the item. The remaining columns contain the percentages of workers responding to the particular response categories.

The percentage tables of the report appear in the same order as corresponding questions on the needs assessment. The preceding Table of Contents contains the percentage tables by section and gives the page number where each is located.

If you have questions about this report or if you wish to have information on other **PRIDE Surveys** products and services, please call the **PRIDE Surveys** Office or write to the following address:

PRIDE Surveys

Janie Pitcock

166 St Charles St

Bowling Green, KY 42101

1-800-279-6361

1-270-746-9596

3.1. INFORMATION ABOUT MY WORK

3.1 - My Major Teaching Field Is:

<i>Grade Level</i>	<i>N of Valid</i>	<i>N of Miss</i>	<i>Sci</i>	<i>Soc Sci</i>	<i>PE</i>	<i>Health</i>	<i>Other</i>	<i>Don't Teach</i>
TOTAL	1504	70	10.7	8.8	3.3	1.1	63.5	12.5

3.2 - I Work At:

<i>Grade Level</i>	<i>N of Valid</i>	<i>N of Miss</i>	<i>Elem Sch</i>	<i>Mid/JrH</i>	<i>High Sch</i>
TOTAL	1511	63	25.3	33.0	41.7

3.2. DRUG INFORMATION - ALCOHOL (* = correct response)

3.3 - Alcohol May Cause Liver Damage

<i>Grade Level</i>	<i>N of Valid</i>	<i>N of Miss</i>	<i>*Yes</i>	<i>No</i>
TOTAL	1562	12	99.9	0.1

3.4 - Alcohol May Cause Cancer

<i>Grade Level</i>	<i>N of Valid</i>	<i>N of Miss</i>	<i>*Yes</i>	<i>No</i>
TOTAL	1482	92	59.7	40.3

3.5 - 10% of Alcohol Users Become Addicted

<i>Grade Level</i>	<i>N of Valid</i>	<i>N of Miss</i>	<i>*Yes</i>	<i>No</i>
TOTAL	1492	82	82.1	17.9

3.6 - Alcohol is Fat Soluble

<i>Grade Level</i>	<i>N of Valid</i>	<i>N of Miss</i>	<i>Yes</i>	<i>*No</i>
TOTAL	1426	148	41.5	58.5

3.7 - Wine Coolers Have Less Alcohol Than Beer

<i>Grade Level</i>	<i>N of Valid</i>	<i>N of Miss</i>	<i>Yes</i>	<i>*No</i>
TOTAL	1511	63	19.5	80.5

3.8 - Alcohol Is A Stimulant

<i>Grade Level</i>	<i>N of Valid</i>	<i>N of Miss</i>	<i>Yes</i>	<i>*No</i>
TOTAL	1526	48	27.9	72.1

3.3. DRUG INFORMATION - MARIJUANA (* = correct response)

3.9 - Marijuana May Hurt Immune System

<i>Grade Level</i>	<i>N of Valid</i>	<i>N of Miss</i>	<i>*Yes</i>	<i>No</i>
TOTAL	1517	57	88.5	11.5

3.10 - Marijuana Is Fat Soluble

<i>Grade Level</i>	<i>N of Valid</i>	<i>N of Miss</i>	<i>*Yes</i>	<i>No</i>
TOTAL	1399	175	33.9	66.1

3.11 - Marijuana May Cause Birth Defects

<i>Grade Level</i>	<i>N of Valid</i>	<i>N of Miss</i>	<i>*Yes</i>	<i>No</i>
TOTAL	1515	59	93.7	6.3

3.12 - Marijuana May Cause Cancer

<i>Grade Level</i>	<i>N of Valid</i>	<i>N of Miss</i>	<i>*Yes</i>	<i>No</i>
TOTAL	1472	102	71.4	28.6

3.13 - Marijuana Is Less Addictive Than Alcohol

<i>Grade Level</i>	<i>N of Valid</i>	<i>N of Miss</i>	<i>Yes</i>	<i>*No</i>
TOTAL	1507	67	19.8	80.2

3.14 - Marijuana Is Legal In Some States

<i>Grade Level</i>	<i>N of Valid</i>	<i>N of Miss</i>	<i>Yes</i>	<i>*No</i>
TOTAL	1491	83	38.5	61.5

3.4. DRUG INFORMATION - TOBACCO (* = correct response)

3.15 - Tobacco Causes Cancer

<i>Grade Level</i>	<i>N of Valid</i>	<i>N of Miss</i>	<i>*Yes</i>	<i>No</i>
TOTAL	1545	29	99.7	0.3

3.16 - Tobacco Causes Low Birth Weight

<i>Grade Level</i>	<i>N of Valid</i>	<i>N of Miss</i>	<i>*Yes</i>	<i>No</i>
TOTAL	1533	41	98.9	1.1

3.17 - Tobacco Is Less Addictive Than Alcohol

<i>Grade Level</i>	<i>N of Valid</i>	<i>N of Miss</i>	<i>Yes</i>	<i>*No</i>
TOTAL	1503	71	4.5	95.5

3.18 - Tobacco Causes Early Skin Damage

<i>Grade Level</i>	<i>N of Valid</i>	<i>N of Miss</i>	<i>*Yes</i>	<i>No</i>
TOTAL	1502	72	90.9	9.1

3.19 - Tobacco Will Decrease Reaction Time

<i>Grade Level</i>	<i>N of Valid</i>	<i>N of Miss</i>	<i>Yes</i>	<i>*No</i>
TOTAL	1463	111	49.0	51.0

3.20 - Most Users Of Tobacco Are Addicted By Age 14

<i>Grade Level</i>	<i>N of Valid</i>	<i>N of Miss</i>	<i>*Yes</i>	<i>No</i>
TOTAL	1495	79	74.4	25.6

3.5. DRUG USE BEHAVIOR OF CO-WORKERS

3.21 - Within The Past Year, What Percent of Your Co-workers Used Cigarettes

Grade Level	N of Valid	N of Miss	None	Under 5%	5%-15%	16%-25%	26%-50%	51%-75%	76%-100%
TOTAL	1516	58	2.6	32.7	29.4	19.5	10.4	4.6	0.9

3.22 - Within The Past Year, What Percent of Your Co-workers Used Beer

Grade Level	N of Valid	N of Miss	None	Under 5%	5%-15%	16%-25%	26%-50%	51%-75%	76%-100%
TOTAL	1516	58	1.5	6.0	12.7	15.3	20.4	28.4	15.7

3.23 - Within The Past Year, What Percent of Your Co-workers Used Wine Coolers

Grade Level	N of Valid	N of Miss	None	Under 5%	5%-15%	16%-25%	26%-50%	51%-75%	76%-100%
TOTAL	1493	81	2.5	12.7	20.2	20.3	20.4	17.5	6.5

3.24 - Within The Past Year, What Percent of Your Co-workers Used Liquor

Grade Level	N of Valid	N of Miss	None	Under 5%	5%-15%	16%-25%	26%-50%	51%-75%	76%-100%
TOTAL	1493	81	3.3	9.5	14.7	15.4	21.7	23.4	12.1

3.25 - Within The Past Year, What Percent of Your Co-workers Used Marijuana

Grade Level	N of Valid	N of Miss	None	Under 5%	5%-15%	16%-25%	26%-50%	51%-75%	76%-100%
TOTAL	1490	84	35.6	44.2	11.9	5.0	2.3	0.7	0.1

3.26 - Within The Past Year, What Percent of Your Co-workers Used Cocaine/Crack

Grade Level	N of Valid	N of Miss	None	Under 5%	5%-15%	16%-25%	26%-50%	51%-75%	76%-100%
TOTAL	1494	80	68.6	26.6	3.1	0.9	0.4	0.2	0.1

3.27 - Within The Past Year, What Percent of Your Co-workers Used Uppers

Grade Level	N of Valid	N of Miss	None	Under 5%	5%-15%	16%-25%	26%-50%	51%-75%	76%-100%
TOTAL	1501	73	42.6	38.3	11.8	4.3	2.1	0.7	0.2

3.28 - Within The Past Year, What Percent of Your Co-workers Used Downers

Grade Level	N of Valid	N of Miss	None	Under 5%	5%-15%	16%-25%	26%-50%	51%-75%	76%-100%
TOTAL	1491	83	45.3	37.9	10.1	3.8	1.7	0.8	0.3

3.29 - Within The Past Year, What Percent of Your Co-workers Used Inhalants

<i>Grade Level</i>	<i>N of Valid</i>	<i>N of Miss</i>	<i>None</i>	<i>Under 5%</i>	<i>5%-15%</i>	<i>16%-25%</i>	<i>26%-50%</i>	<i>51%-75%</i>	<i>76%-100%</i>
TOTAL	1494	80	79.7	17.3	1.7	0.7	0.3	0.2	0.1

3.30 - Within The Past Year, What Percent of Your Co-workers Used Hallucinogens

<i>Grade Level</i>	<i>N of Valid</i>	<i>N of Miss</i>	<i>None</i>	<i>Under 5%</i>	<i>5%-15%</i>	<i>16%-25%</i>	<i>26%-50%</i>	<i>51%-75%</i>	<i>76%-100%</i>
TOTAL	1490	84	78.8	18.5	1.7	0.4	0.3	0.3	0.1

3.6. DRUG USE BEHAVIOR OF STUDENTS

3.31 - Within The Past Year, What Percent of Your School's Students Used Cigarettes

Grade Level	N of Valid	N of Miss	None	Under 5%	5%-15%	16%-25%	26%-50%	51%-75%	76%-100%
TOTAL	1527	47	8.4	17.8	16.2	17.5	20.4	16.2	3.4

3.32 - Within The Past Year, What Percent of Your School's Students Used Beer

Grade Level	N of Valid	N of Miss	None	Under 5%	5%-15%	16%-25%	26%-50%	51%-75%	76%-100%
TOTAL	1517	57	10.3	18.8	13.5	13.1	16.9	20.2	7.2

3.33 - Within The Past Year, What Percent of Your School's Students Used Wine Coolers

Grade Level	N of Valid	N of Miss	None	Under 5%	5%-15%	16%-25%	26%-50%	51%-75%	76%-100%
TOTAL	1508	66	14.0	21.5	14.9	14.7	17.0	13.4	4.6

3.34 - Within The Past Year, What Percent of Your School's Students Used Liquor

Grade Level	N of Valid	N of Miss	None	Under 5%	5%-15%	16%-25%	26%-50%	51%-75%	76%-100%
TOTAL	1508	66	15.7	21.0	16.4	13.1	15.8	13.9	4.1

3.35 - Within The Past Year, What Percent of Your School's Students Used Marijuana

Grade Level	N of Valid	N of Miss	None	Under 5%	5%-15%	16%-25%	26%-50%	51%-75%	76%-100%
TOTAL	1512	62	18.2	21.5	18.5	14.8	15.1	9.3	2.6

3.36 - Within The Past Year, What Percent of Your School's Students Used Cocaine/Crack

Grade Level	N of Valid	N of Miss	None	Under 5%	5%-15%	16%-25%	26%-50%	51%-75%	76%-100%
TOTAL	1508	66	33.2	37.2	15.0	7.9	4.8	1.4	0.5

3.37 - Within The Past Year, What Percent of Your School's Students Used Uppers

Grade Level	N of Valid	N of Miss	None	Under 5%	5%-15%	16%-25%	26%-50%	51%-75%	76%-100%
TOTAL	1501	73	28.3	35.2	17.9	10.7	5.5	1.8	0.7

3.38 - Within The Past Year, What Percent of Your School's Students Used Downers

Grade Level	N of Valid	N of Miss	None	Under 5%	5%-15%	16%-25%	26%-50%	51%-75%	76%-100%
TOTAL	1496	78	29.9	36.4	17.3	9.8	4.3	1.7	0.6

3.39 - Within The Past Year, What Percent of Your School's Students Used Inhalants

<i>Grade Level</i>	<i>N of Valid</i>	<i>N of Miss</i>	<i>None</i>	<i>Under 5%</i>	<i>5%-15%</i>	<i>16%-25%</i>	<i>26%-50%</i>	<i>51%-75%</i>	<i>76%-100%</i>
TOTAL	1503	71	25.7	41.6	18.5	7.7	4.2	1.7	0.7

3.40 - Within The Past Year, What Percent of Your School's Students Used Hallucinogens

<i>Grade Level</i>	<i>N of Valid</i>	<i>N of Miss</i>	<i>None</i>	<i>Under 5%</i>	<i>5%-15%</i>	<i>16%-25%</i>	<i>26%-50%</i>	<i>51%-75%</i>	<i>76%-100%</i>
TOTAL	1503	71	39.5	37.9	11.9	6.3	2.7	1.3	0.4

3.7. SAFETY IN THE WORKPLACE

3.41 - My Work Place Is Safe

<i>Grade Level</i>	<i>N of Valid</i>	<i>N of Miss</i>	<i>Yes</i>	<i>No</i>
TOTAL	1530	44	78.3	21.7

3.42 - My Work Place Is Unsafe Due To Alcohol And/Or Drug Use By Students

<i>Grade Level</i>	<i>N of Valid</i>	<i>N of Miss</i>	<i>Don't Know</i>	<i>Don't Agree</i>	<i>Somewhat Agree</i>	<i>Agree</i>	<i>Strong Agree</i>
TOTAL	537	1037	13.2	43.2	23.3	15.3	5.0

3.43 - My Work Place Is Unsafe Due To Drug Dealing By Students

<i>Grade Level</i>	<i>N of Valid</i>	<i>N of Miss</i>	<i>Don't Know</i>	<i>Don't Agree</i>	<i>Somewhat Agree</i>	<i>Agree</i>	<i>Strong Agree</i>
TOTAL	534	1040	14.8	42.5	26.6	12.0	4.1

3.44 - My Work Place Is Unsafe Due To Students Who Carry Weapons

<i>Grade Level</i>	<i>N of Valid</i>	<i>N of Miss</i>	<i>Don't Know</i>	<i>Don't Agree</i>	<i>Somewhat Agree</i>	<i>Agree</i>	<i>Strong Agree</i>
TOTAL	534	1040	17.8	41.9	27.5	10.7	2.1

3.45 - My Work Place Is Unsafe Due To Outsiders Coming Into The School

<i>Grade Level</i>	<i>N of Valid</i>	<i>N of Miss</i>	<i>Don't Know</i>	<i>Don't Agree</i>	<i>Somewhat Agree</i>	<i>Agree</i>	<i>Strong Agree</i>
TOTAL	545	1029	8.8	35.2	25.5	17.2	13.2

3.46 - My Work Place Is Unsafe Due To Students Being More Violent Than In The Past

<i>Grade Level</i>	<i>N of Valid</i>	<i>N of Miss</i>	<i>Don't Know</i>	<i>Don't Agree</i>	<i>Somewhat Agree</i>	<i>Agree</i>	<i>Strong Agree</i>
TOTAL	543	1031	5.2	23.6	26.9	24.5	19.9

3.47 - My Work Place Is Unsafe Due To Rules Being Unclear Or Not Enforced

<i>Grade Level</i>	<i>N of Valid</i>	<i>N of Miss</i>	<i>Don't Know</i>	<i>Don't Agree</i>	<i>Somewhat Agree</i>	<i>Agree</i>	<i>Strong Agree</i>
TOTAL	550	1024	4.4	30.7	19.5	19.6	25.8

3.48 - My Work Place Is Unsafe Due To Lack Of Cooperation When Police Are Called

<i>Grade Level</i>	<i>N of Valid</i>	<i>N of Miss</i>	<i>Don't Know</i>	<i>Don't Agree</i>	<i>Somewhat Agree</i>	<i>Agree</i>	<i>Strong Agree</i>
TOTAL	537	1037	24.6	60.9	8.0	3.5	3.0

3.8. SCHOOL PERSONNEL PERCEPTIONS

3.49 - The Administration Informs Parents Of Prom Night Dangers

<i>Grade Level</i>	<i>N of Valid</i>	<i>N of Miss</i>	<i>Don't Know</i>	<i>Don't Agree</i>	<i>Somewhat Agree</i>	<i>Agree</i>	<i>Strong Agree</i>
TOTAL	1448	126	41.2	7.9	11.3	24.0	15.5

3.50 - School Has A Dress Code That Prohibits Alcohol and Drug Ads

<i>Grade Level</i>	<i>N of Valid</i>	<i>N of Miss</i>	<i>Don't Know</i>	<i>Don't Agree</i>	<i>Somewhat Agree</i>	<i>Agree</i>	<i>Strong Agree</i>
TOTAL	1546	28	7.6	4.8	8.0	35.8	43.7

3.51 - My School Suspends Students Who Are Truant

<i>Grade Level</i>	<i>N of Valid</i>	<i>N of Miss</i>	<i>Don't Know</i>	<i>Don't Agree</i>	<i>Somewhat Agree</i>	<i>Agree</i>	<i>Strong Agree</i>
TOTAL	1519	55	17.8	28.6	17.7	23.1	12.8

3.52 - Curriculum Promotes NO USE For Alcohol and Drugs

<i>Grade Level</i>	<i>N of Valid</i>	<i>N of Miss</i>	<i>Don't Know</i>	<i>Don't Agree</i>	<i>Somewhat Agree</i>	<i>Agree</i>	<i>Strong Agree</i>
TOTAL	1546	28	4.7	3.1	12.2	36.2	43.8

3.53 - Administration Follows Up On All Alcohol and Drug Use Reports

<i>Grade Level</i>	<i>N of Valid</i>	<i>N of Miss</i>	<i>Don't Know</i>	<i>Don't Agree</i>	<i>Somewhat Agree</i>	<i>Agree</i>	<i>Strong Agree</i>
TOTAL	1532	42	27.9	6.1	13.8	28.0	24.2

3.54 - Students Most Often Talk To Friends About Alcohol and Drug Problems

<i>Grade Level</i>	<i>N of Valid</i>	<i>N of Miss</i>	<i>Don't Know</i>	<i>Don't Agree</i>	<i>Somewhat Agree</i>	<i>Agree</i>	<i>Strong Agree</i>
TOTAL	1528	46	16.1	6.0	18.5	35.0	24.4

3.55 - Personnel Know Life Threatening Information Must Be Disclosed

<i>Grade Level</i>	<i>N of Valid</i>	<i>N of Miss</i>	<i>Don't Know</i>	<i>Don't Agree</i>	<i>Somewhat Agree</i>	<i>Agree</i>	<i>Strong Agree</i>
TOTAL	1530	44	7.1	3.3	9.7	37.4	42.5

3.56 - Personnel Know How To Get Outside Help For Drug Using Students

<i>Grade Level</i>	<i>N of Valid</i>	<i>N of Miss</i>	<i>Don't Know</i>	<i>Don't Agree</i>	<i>Somewhat Agree</i>	<i>Agree</i>	<i>Strong Agree</i>
TOTAL	1540	34	9.2	8.7	20.8	36.1	25.2

3.57 - Personnel Always Report Students They Suspect Deal Or Use

<i>Grade Level</i>	<i>N of Valid</i>	<i>N of Miss</i>	<i>Don't Know</i>	<i>Don't Agree</i>	<i>Somewhat Agree</i>	<i>Agree</i>	<i>Strong Agree</i>
TOTAL	1531	43	14.8	11.6	20.3	30.4	22.9

3.9. SCHOOL PROGRAMS AND POLICY

3.58 - My School Has An Effective Alcohol And Drug Curriculum For All Grades

<i>Grade Level</i>	<i>N of Valid</i>	<i>N of Miss</i>	<i>Don't Know</i>	<i>Don't Agree</i>	<i>Somewhat Agree</i>	<i>Agree</i>	<i>Strong Agree</i>
TOTAL	1537	37	18.3	21.3	24.3	26.3	9.7

3.59 - My School Has Effective Teacher Training Programs For Drug Prevention Ed.

<i>Grade Level</i>	<i>N of Valid</i>	<i>N of Miss</i>	<i>Don't Know</i>	<i>Don't Agree</i>	<i>Somewhat Agree</i>	<i>Agree</i>	<i>Strong Agree</i>
TOTAL	1529	45	18.2	35.0	25.2	16.2	5.3

3.60 - My School Has An Effective Program For Students With An Alcohol and Drug Problem

<i>Grade Level</i>	<i>N of Valid</i>	<i>N of Miss</i>	<i>Don't Know</i>	<i>Don't Agree</i>	<i>Somewhat Agree</i>	<i>Agree</i>	<i>Strong Agree</i>
TOTAL	1521	53	36.2	30.1	16.6	12.4	4.6

3.61 - My School Has An Effective Support Group For Alcohol and Drug Recovering Students

<i>Grade Level</i>	<i>N of Valid</i>	<i>N of Miss</i>	<i>Don't Know</i>	<i>Don't Agree</i>	<i>Somewhat Agree</i>	<i>Agree</i>	<i>Strong Agree</i>
TOTAL	1512	62	44.9	32.7	11.0	8.0	3.3

3.62 - My School Has An Effective Student Anti-Drug Organization or Program

<i>Grade Level</i>	<i>N of Valid</i>	<i>N of Miss</i>	<i>Don't Know</i>	<i>Don't Agree</i>	<i>Somewhat Agree</i>	<i>Agree</i>	<i>Strong Agree</i>
TOTAL	1520	54	20.4	16.8	18.8	29.4	14.6

3.63 - My School Has An Effective Drug Awareness/Ed. Program For Parents

<i>Grade Level</i>	<i>N of Valid</i>	<i>N of Miss</i>	<i>Don't Know</i>	<i>Don't Agree</i>	<i>Somewhat Agree</i>	<i>Agree</i>	<i>Strong Agree</i>
TOTAL	1511	63	36.4	24.2	16.3	17.1	6.0

3.64 - My School Has An Effective Crisis Intervention Team

<i>Grade Level</i>	<i>N of Valid</i>	<i>N of Miss</i>	<i>Don't Know</i>	<i>Don't Agree</i>	<i>Somewhat Agree</i>	<i>Agree</i>	<i>Strong Agree</i>
TOTAL	1518	56	21.9	12.6	19.0	29.4	17.1

3.65 - My School Has An Effective Parent, Teacher, Student Association

<i>Grade Level</i>	<i>N of Valid</i>	<i>N of Miss</i>	<i>Don't Know</i>	<i>Don't Agree</i>	<i>Somewhat Agree</i>	<i>Agree</i>	<i>Strong Agree</i>
TOTAL	1521	53	13.6	10.2	12.8	35.7	27.7

3.66 - My School Has An Effective Employee Assistance Program Available

<i>Grade Level</i>	<i>N of Valid</i>	<i>N of Miss</i>	<i>Don't Know</i>	<i>Don't Agree</i>	<i>Somewhat Agree</i>	<i>Agree</i>	<i>Strong Agree</i>
TOTAL	1506	68	41.6	14.9	10.2	20.8	12.5

3.67 - School Personnel Understand The School Drug Policy

<i>Grade Level</i>	<i>N of Valid</i>	<i>N of Miss</i>	<i>Don't Know</i>	<i>Don't Agree</i>	<i>Somewhat Agree</i>	<i>Agree</i>	<i>Strong Agree</i>
TOTAL	1510	64	7.9	7.5	19.1	38.7	26.8

3.68 - School Personnel Know The Consequences of Student Drug Use

<i>Grade Level</i>	<i>N of Valid</i>	<i>N of Miss</i>	<i>Don't Know</i>	<i>Don't Agree</i>	<i>Somewhat Agree</i>	<i>Agree</i>	<i>Strong Agree</i>
TOTAL	1507	67	9.2	9.5	20.6	36.3	24.4

3.69 - The School Policy On Drugs Is Applied Fairly

<i>Grade Level</i>	<i>N of Valid</i>	<i>N of Miss</i>	<i>Don't Know</i>	<i>Don't Agree</i>	<i>Somewhat Agree</i>	<i>Agree</i>	<i>Strong Agree</i>
TOTAL	1506	68	24.6	9.2	14.0	32.0	20.3

3.70 - The School Policy On Drugs Is Applied Consistently

<i>Grade Level</i>	<i>N of Valid</i>	<i>N of Miss</i>	<i>Don't Know</i>	<i>Don't Agree</i>	<i>Somewhat Agree</i>	<i>Agree</i>	<i>Strong Agree</i>
TOTAL	1502	72	25.4	13.4	15.7	26.8	18.7

3.71 - Strict Enforcement Of Policy Has Minimized Our Problems

<i>Grade Level</i>	<i>N of Valid</i>	<i>N of Miss</i>	<i>Don't Know</i>	<i>Don't Agree</i>	<i>Somewhat Agree</i>	<i>Agree</i>	<i>Strong Agree</i>
TOTAL	1493	81	28.6	18.7	17.7	20.8	14.2

3.10. TRAINING NEEDS

3.72 - I Need Training In Recognizing Signs And Symptoms of Alcohol and Drug Use

<i>Grade Level</i>	<i>N of Valid</i>	<i>N of Miss</i>	<i>No Train</i>	<i>Some Train</i>	<i>Lot Train</i>
TOTAL	1516	58	31.4	59.5	9.1

3.73 - I Need Training In Biological Effects Of Alcohol and Drug Use

<i>Grade Level</i>	<i>N of Valid</i>	<i>N of Miss</i>	<i>No Train</i>	<i>Some Train</i>	<i>Lot Train</i>
TOTAL	1508	66	43.6	50.0	6.4

3.74 - I Need Training In How Child's Social World Affects Alcohol and Drug Use

<i>Grade Level</i>	<i>N of Valid</i>	<i>N of Miss</i>	<i>No Train</i>	<i>Some Train</i>	<i>Lot Train</i>
TOTAL	1501	73	41.5	51.6	6.9

3.75 - I Need Training In Student Refusal Skills

<i>Grade Level</i>	<i>N of Valid</i>	<i>N of Miss</i>	<i>No Train</i>	<i>Some Train</i>	<i>Lot Train</i>
TOTAL	1495	79	27.8	57.9	14.4

3.76 - I Need Training In Alcohol And Other Drug Curricula

<i>Grade Level</i>	<i>N of Valid</i>	<i>N of Miss</i>	<i>No Train</i>	<i>Some Train</i>	<i>Lot Train</i>
TOTAL	1502	72	35.4	56.3	8.3

3.77 - I Need Training In Personal Liabilities And Responsibilities

<i>Grade Level</i>	<i>N of Valid</i>	<i>N of Miss</i>	<i>No Train</i>	<i>Some Train</i>	<i>Lot Train</i>
TOTAL	1507	67	25.4	56.8	17.8

3.78 - I Need Training In Locating And Using Community Resources

<i>Grade Level</i>	<i>N of Valid</i>	<i>N of Miss</i>	<i>No Train</i>	<i>Some Train</i>	<i>Lot Train</i>
TOTAL	1499	75	26.9	58.0	15.1

3.79 - I Need Training In Drug Ed. Training {} Awareness For Parents

<i>Grade Level</i>	<i>N of Valid</i>	<i>N of Miss</i>	<i>No Train</i>	<i>Some Train</i>	<i>Lot Train</i>
TOTAL	1504	70	26.5	55.3	18.3

3.80 - I Need Training In Risk Factor Reduction

<i>Grade Level</i>	<i>N of Valid</i>	<i>N of Miss</i>	<i>No Train</i>	<i>Some Train</i>	<i>Lot Train</i>
TOTAL	1497	77	25.7	60.7	13.6

TABLE OF CONTENTS

1 INTRODUCTION	1
2 SUMMARY INFORMATION	2
2.1 DRUG PROGRAMS	2
2.1.1 Effectiveness of Programs	2
2.1.2 Less Known Programs	2
2.2 SAFETY IN THE WORKPLACE	2
2.3 DRUG POLICY	3
2.3.1 Knowledge of School Drug Policy	3
2.3.2 Compliance With School Drug Policy	3
2.4 DRUG USE	3
2.5 DRUG INFORMATION QUIZ	3
2.6 TRAINING NEEDS	4
2.6.1 Training Needs of Teachers	4
2.6.2 Training Needs of Administration	4
2.6.3 Training Needs Reported By Other Faculty	4
3 PERCENTAGE TABLES	9
3.1 INFORMATION ABOUT MY WORK	10
3.2 DRUG INFORMATION - ALCOHOL (* = correct response)	11
3.3 DRUG INFORMATION - MARIJUANA (* = correct response)	12
3.4 DRUG INFORMATION - TOBACCO (* = correct response)	13
3.5 DRUG USE BEHAVIOR OF CO-WORKERS	14
3.6 DRUG USE BEHAVIOR OF STUDENTS	16
3.7 SAFETY IN THE WORKPLACE	18
3.8 SCHOOL PERSONNEL PERCEPTIONS	19
3.9 SCHOOL PROGRAMS AND POLICY	21
3.10 TRAINING NEEDS	23

LIST OF TABLES

3.1 - My Major Teaching Field Is:	10
3.2 - I Work At:	10
3.3 - Alcohol May Cause Liver Damage	11
3.4 - Alcohol May Cause Cancer	11
3.5 - 10% of Alcohol Users Become Addicted	11
3.6 - Alcohol is Fat Soluble	11
3.7 - Wine Coolers Have Less Alcohol Than Beer	11
3.8 - Alcohol Is A Stimulant	11
3.9 - Marijuana May Hurt Immune System	12
3.10 - Marijuana Is Fat Soluble	12
3.11 - Marijuana May Cause Birth Defects	12
3.12 - Marijuana May Cause Cancer	12
3.13 - Marijuana Is Less Addictive Than Alcohol	12
3.14 - Marijuana Is Legal In Some States	12
3.15 - Tobacco Causes Cancer	13
3.16 - Tobacco Causes Low Birth Weight	13
3.17 - Tobacco Is Less Addictive Than Alcohol	13
3.18 - Tobacco Causes Early Skin Damage	13
3.19 - Tobacco Will Decrease Reaction Time	13
3.20 - Most Users Of Tobacco Are Addicted By Age 14	13
3.21 - Within The Past Year, What Percent of Your Co-workers Used Cigarettes	14
3.22 - Within The Past Year, What Percent of Your Co-workers Used Beer	14
3.23 - Within The Past Year, What Percent of Your Co-workers Used Wine Coolers	14
3.24 - Within The Past Year, What Percent of Your Co-workers Used Liquor	14
3.25 - Within The Past Year, What Percent of Your Co-workers Used Marijuana	14
3.26 - Within The Past Year, What Percent of Your Co-workers Used Cocaine/Crack	14
3.27 - Within The Past Year, What Percent of Your Co-workers Used Uppers	14
3.28 - Within The Past Year, What Percent of Your Co-workers Used Downers	14
3.29 - Within The Past Year, What Percent of Your Co-workers Used Inhalants	15
3.30 - Within The Past Year, What Percent of Your Co-workers Used Hallucinogens	15
3.31 - Within The Past Year, What Percent of Your School's Students Used Cigarettes	16
3.32 - Within The Past Year, What Percent of Your School's Students Used Beer	16
3.33 - Within The Past Year, What Percent of Your School's Students Used Wine Coolers	16
3.34 - Within The Past Year, What Percent of Your School's Students Used Liquor	16
3.35 - Within The Past Year, What Percent of Your School's Students Used Marijuana	16
3.36 - Within The Past Year, What Percent of Your School's Students Used Cocaine/Crack	16
3.37 - Within The Past Year, What Percent of Your School's Students Used Uppers	16

3.38 - Within The Past Year, What Percent of Your School's Students Used Downers	16
3.39 - Within The Past Year, What Percent of Your School's Students Used Inhalants	17
3.40 - Within The Past Year, What Percent of Your School's Students Used Hallucino- gens	17
3.41 - My Work Place Is Safe	18
3.42 - My Work Place Is Unsafe Due To Alcohol And/Or Drug Use By Students	18
3.43 - My Work Place Is Unsafe Due To Drug Dealing By Students	18
3.44 - My Work Place Is Unsafe Due To Students Who Carry Weapons	18
3.45 - My Work Place Is Unsafe Due To Outsiders Coming Into The School	18
3.46 - My Work Place Is Unsafe Due To Students Being More Violent Than In The Past	18
3.47 - My Work Place Is Unsafe Due To Rules Being Unclear Or Not Enforced	18
3.48 - My Work Place Is Unsafe Due To Lack Of Cooperation When Police Are Called	18
3.49 - The Administration Informs Parents Of Prom Night Dangers	19
3.50 - School Has A Dress Code That Prohibits Alcohol and Drug Ads	19
3.51 - My School Suspends Students Who Are Truant	19
3.52 - Curriculum Promotes NO USE For Alcohol and Drugs	19
3.53 - Administration Follows Up On All Alcohol and Drug Use Reports	19
3.54 - Students Most Often Talk To Friends About Alcohol and Drug Problems	19
3.55 - Personnel Know Life Threatening Information Must Be Disclosed	19
3.56 - Personnel Know How To Get Outside Help For Drug Using Students	19
3.57 - Personnel Always Report Students They Suspect Deal Or Use	20
3.58 - My School Has An Effective Alcohol And Drug Curriculum For All Grades	21
3.59 - My School Has Effective Teacher Training Programs For Drug Prevention Ed.	21
3.60 - My School Has An Effective Program For Students With An Alcohol and Drug Problem	21
3.61 - My School Has An Effective Support Group For Alcohol and Drug Recovering Students	21
3.62 - My School Has An Effective Student Anti-Drug Organization or Program	21
3.63 - My School Has An Effective Drug Awareness/Ed. Program For Parents	21
3.64 - My School Has An Effective Crisis Intervention Team	21
3.65 - My School Has An Effective Parent, Teacher, Student Association	21
3.66 - My School Has An Effective Employee Assistance Program Available	22
3.67 - School Personnel Understand The School Drug Policy	22
3.68 - School Personnel Know The Consequences of Student Drug Use	22
3.69 - The School Policy On Drugs Is Applied Fairly	22
3.70 - The School Policy On Drugs Is Applied Consistently	22
3.71 - Strict Enforcement Of Policy Has Minimized Our Problems	22
3.72 - I Need Training In Recognizing Signs And Symptoms of Alcohol and Drug Use	23
3.73 - I Need Training In Biological Effects Of Alcohol and Drug Use	23
3.74 - I Need Training In How Child's Social World Affects Alcohol and Drug Use	23
3.75 - I Need Training In Student Refusal Skills	23
3.76 - I Need Training In Alcohol And Other Drug Curricula	23
3.77 - I Need Training In Personal Liabilities And Responsibilities	23
3.78 - I Need Training In Locating And Using Community Resources	23

List of Tables

3.79 - I Need Training In Drug Ed. Training {} Awareness For Parents	23
3.80 - I Need Training In Risk Factor Reduction	24

LIST OF FIGURES

2.1 - Training Needs Assessment	6
2.2 - Training Needs Assessment	6
2.3 - Training Needs Assessment	6
2.4 - Faculty Perception of Student Gateway Drug Use	7
2.5 - Faculty Perception of Student Illicit Drug Use	7
2.6 - Drug Information Quiz Averages	8