

# ***PRIDE QUESTIONNAIRE REPORT***

2001-2002 National Summary  
Parents

UP010001-16

Mon Aug 12 15:40:09 CDT 2002



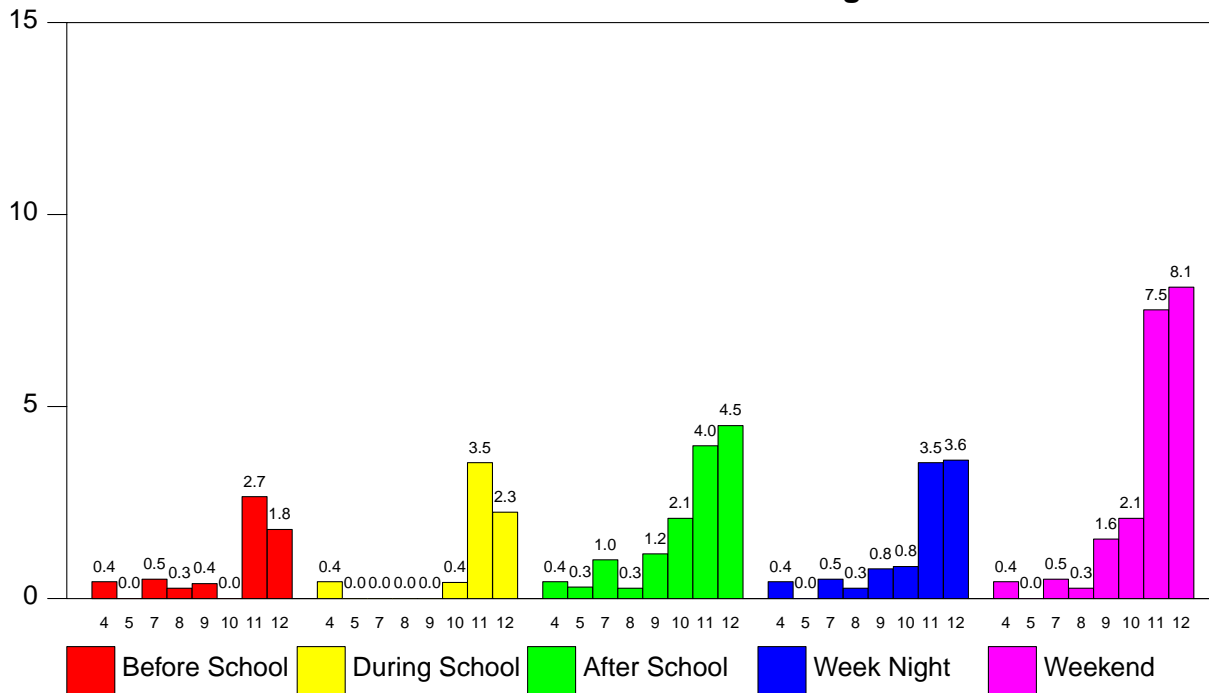
## **CHAPTER 1**

### **STANDARD GRAPHICS**

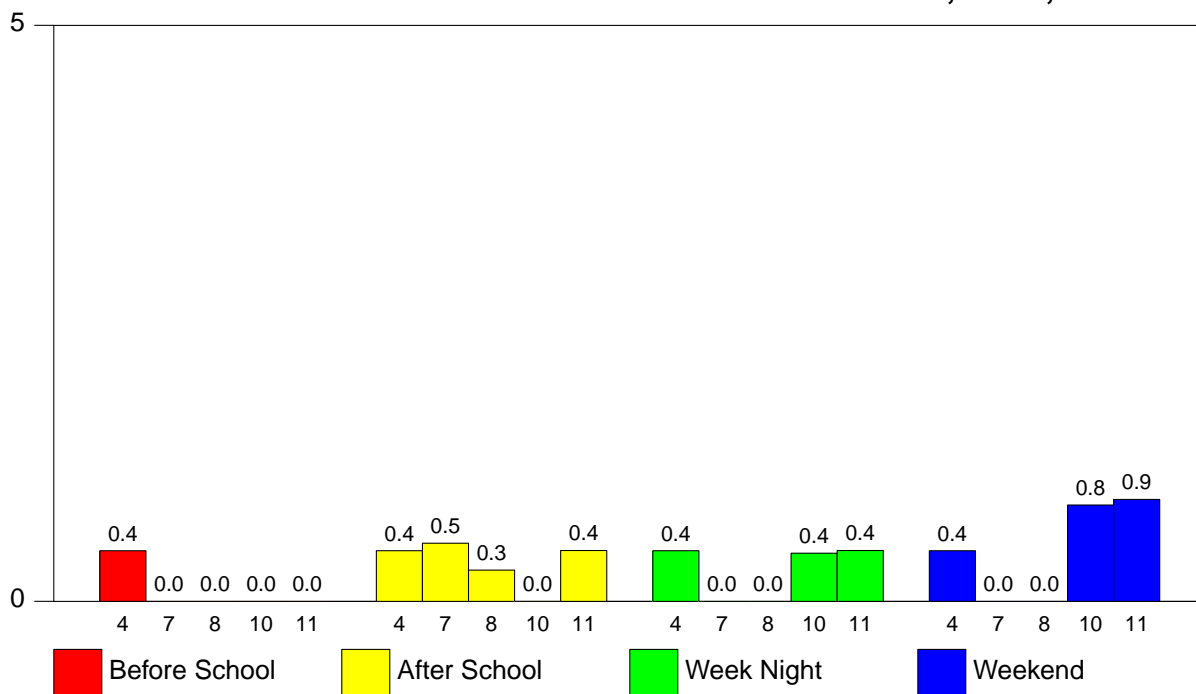
The following graphs show the parents' perception of when their child's use of drugs and alcohol occurs. Typically, students report that most drug and alcohol use occurs on week nights and weekends.

1.1. When Does Your Child Use

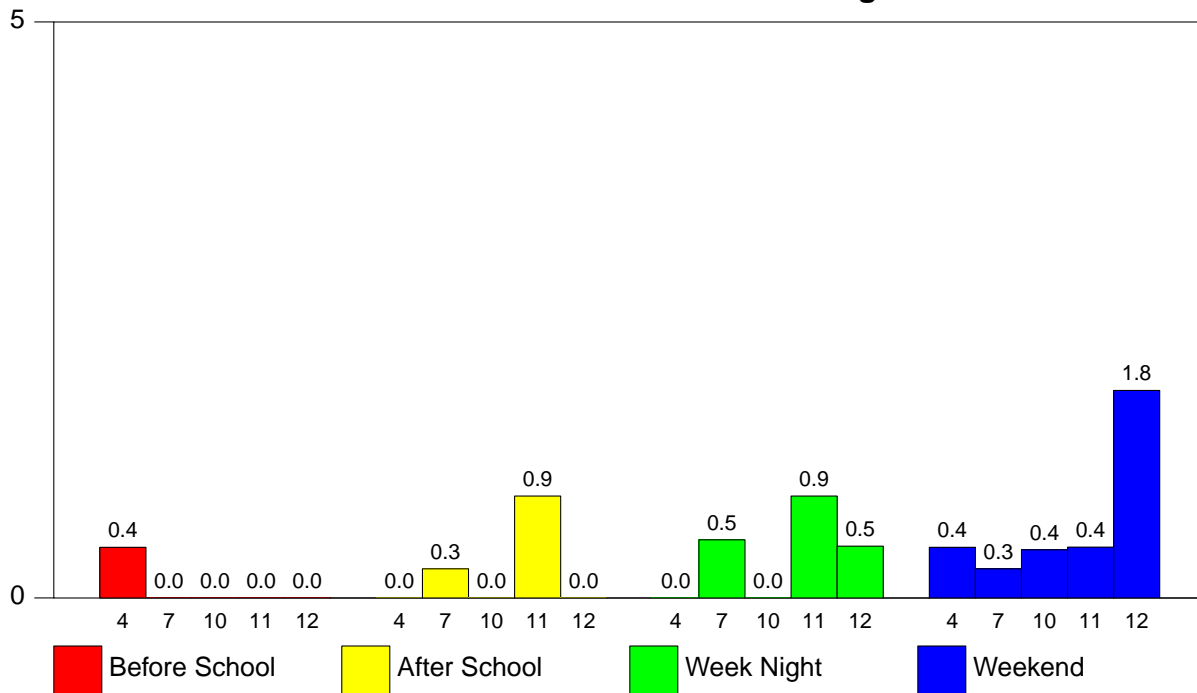
1.1 - When Does Your Child Use Cigarettes



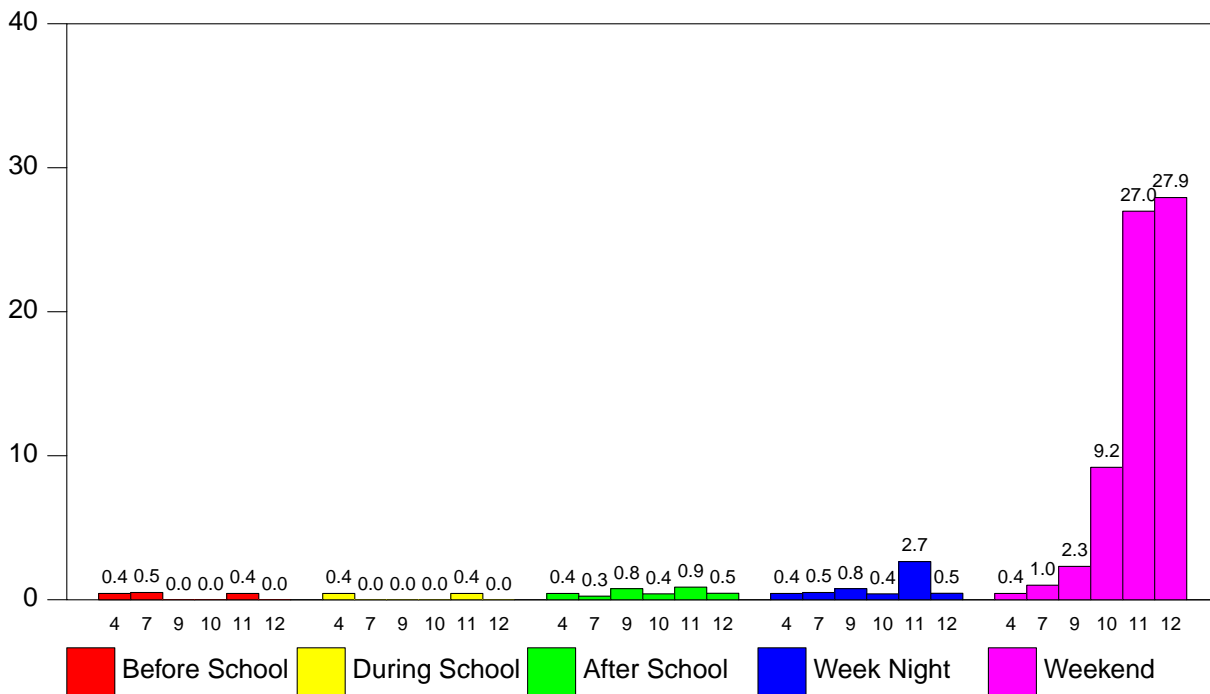
1.2 - When Does Your Child Use Smokeless Tobacco, Snuff, etc



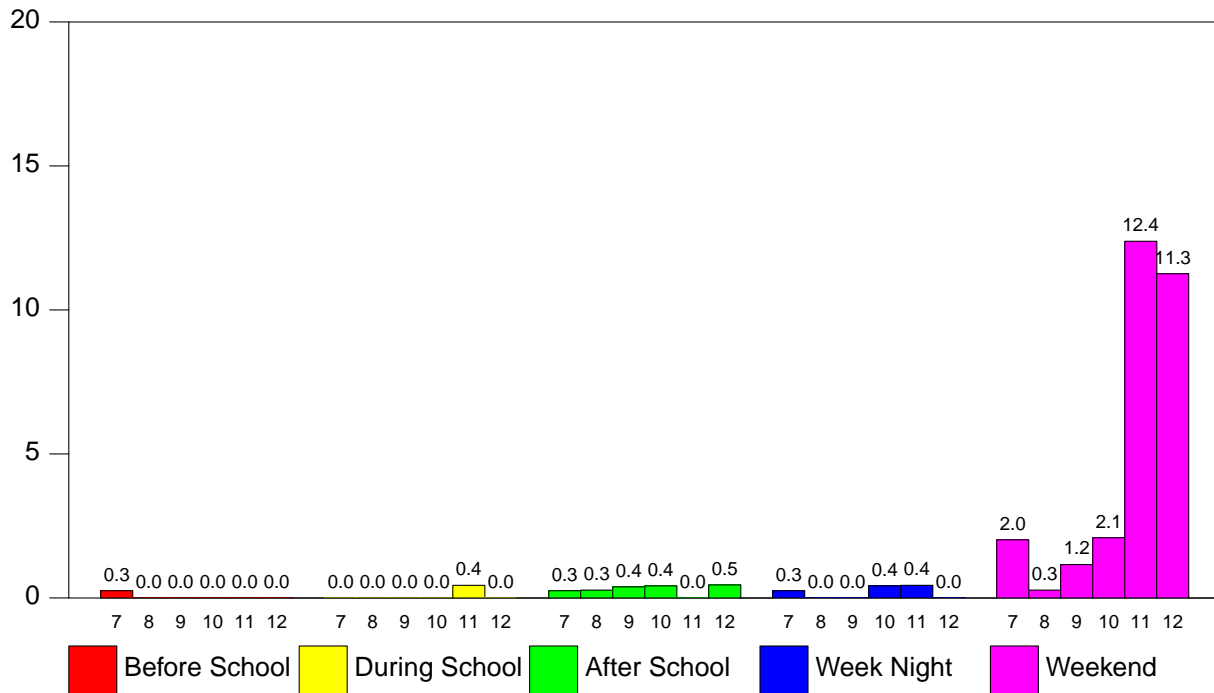
### 1.3 - When Does Your Child Use Cigars



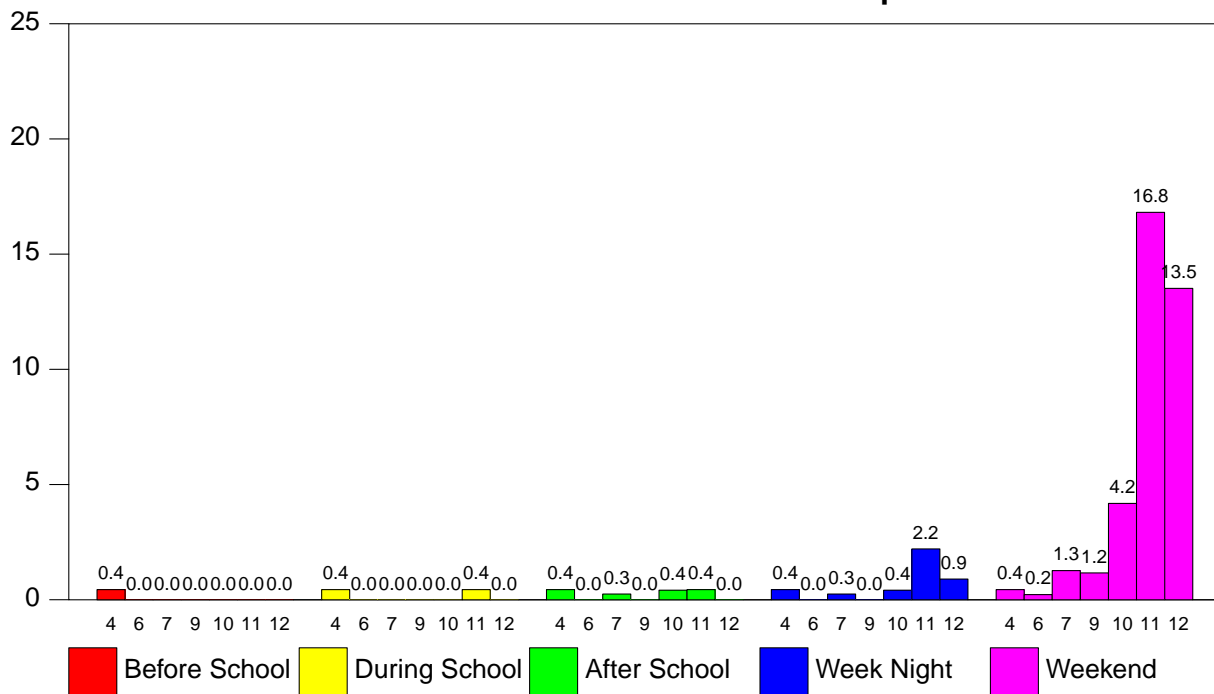
### 1.4 - When Does Your Child Use Beer



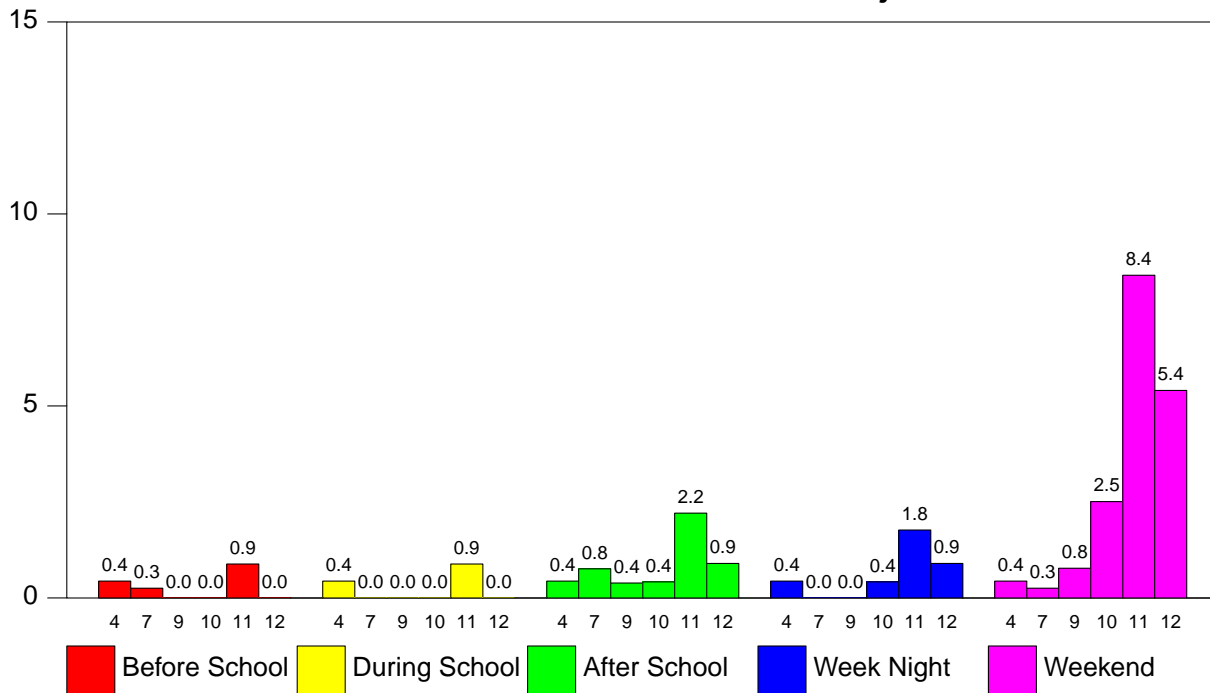
### 1.5 - When Does Your Child Use Wine Coolers



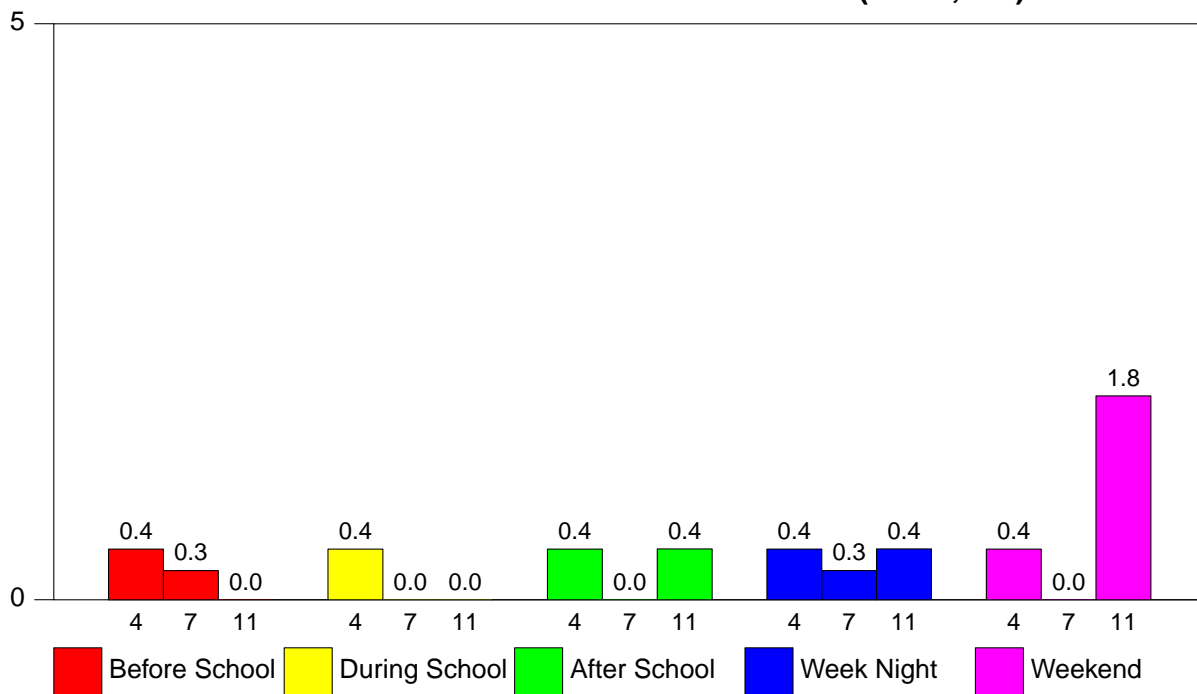
### 1.6 - When Does Your Child Use Liquor



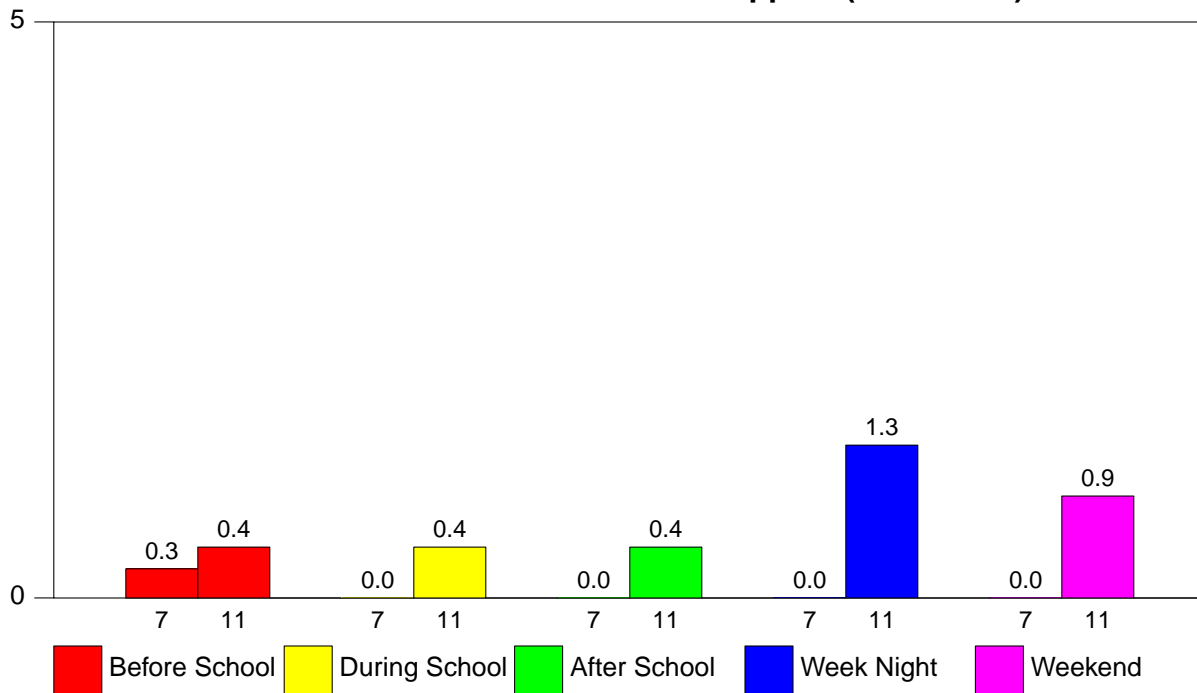
1.7 - When Does Your Child Use Marijuana



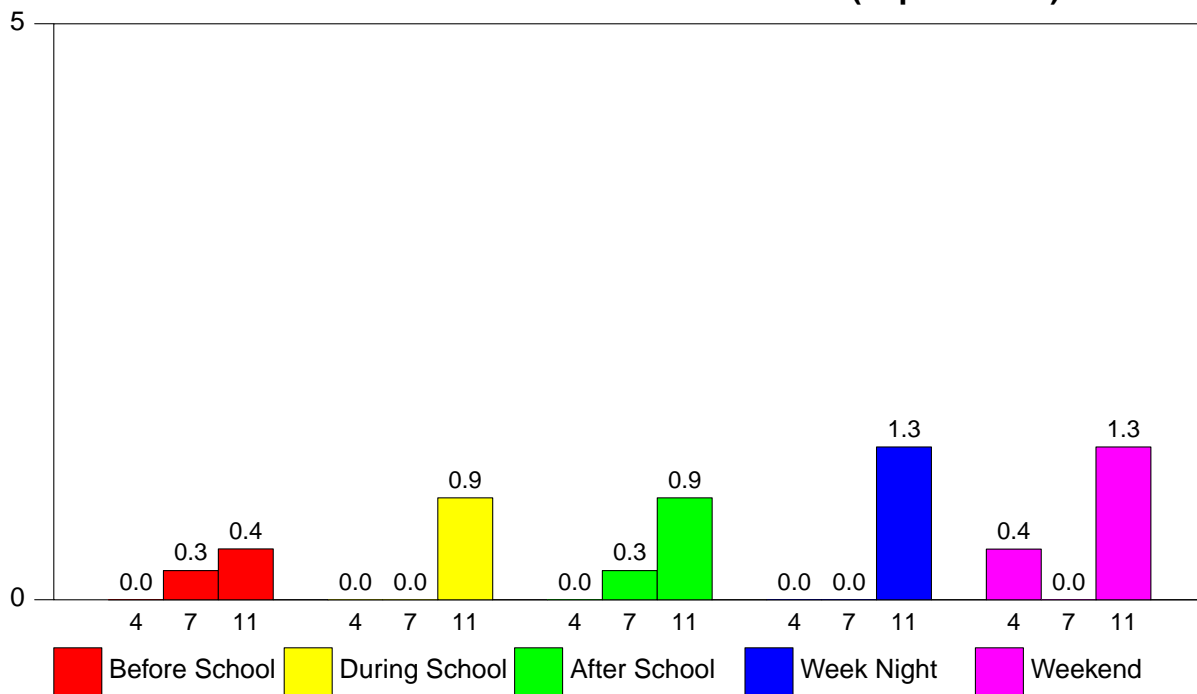
1.8 - When Does Your Child Use Cocaine (crack, etc)



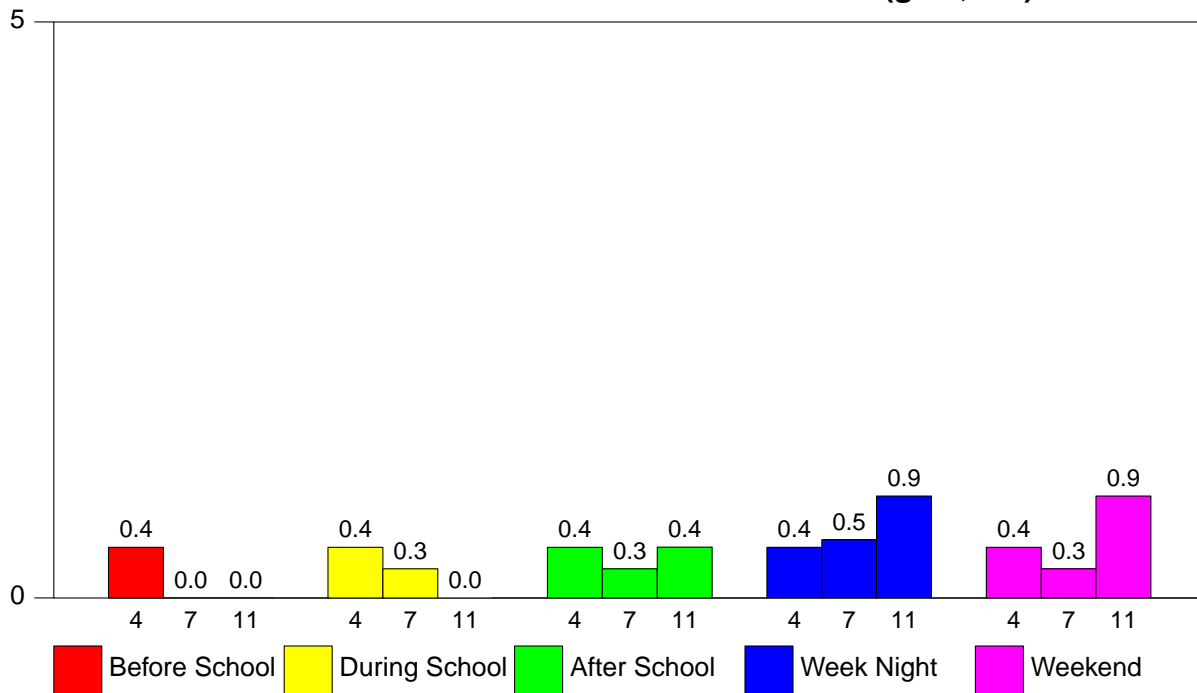
**1.9 - When Does Your Child Use Uppers (stimulants)**



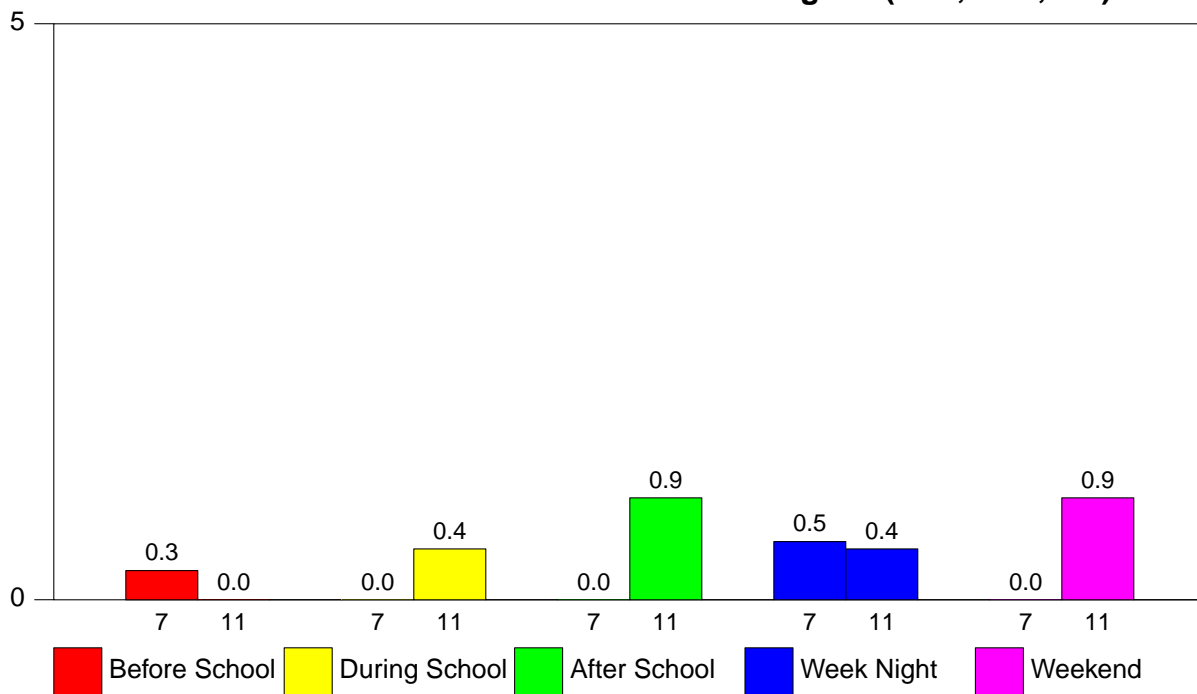
**1.10 - When Does Your Child Use Downers (depressants)**



**1.11 - When Does Your Child Use Inhalants (glue, etc)**

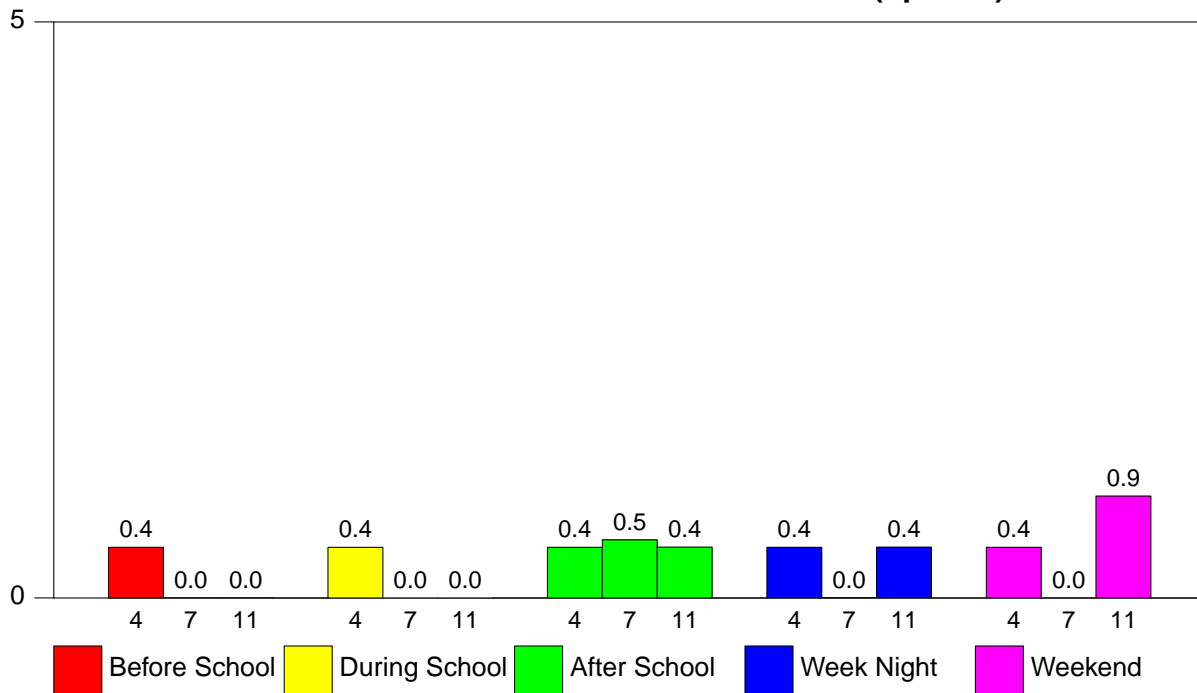


**1.12 - When Does Your Child Use Hallucinogens (PCP, LSD, etc)**

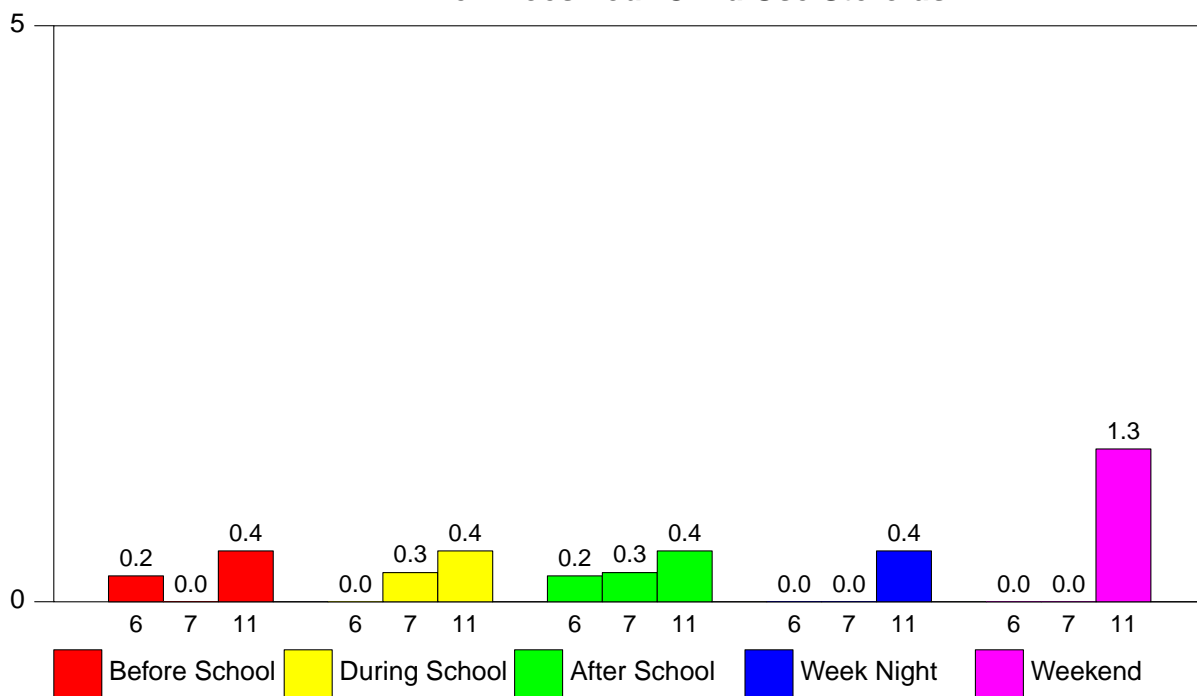




**1.13 - When Does Your Child Use Heroin (opiates)**



**1.14 - When Does Your Child Use Steroids**



## CHAPTER 2

### PERCENTAGE TABLES

This chapter contains your parent survey results in tabular form. Each table corresponds to an item on the questionnaire. The *N of Valid* column contains the number of parents responding to the item and the *N of Missing* column contains the number of parents not responding to the item. The remaining columns contain the percentages of parents responding to the particular response categories.

The percentage tables of the report appear in the same order as corresponding questions on the questionnaire. The Table of Contents contains the percentage tables by section and gives the page number where each section is located. The List of Tables contains the location of each individual table.

## 2.1. Parent Demographics

## 2.1 - Relation to Child

<i>Grade Level</i>	<i>N of Valid</i>	<i>N of Miss</i>	<i>Mother</i>	<i>Father</i>	<i>Grand mother</i>	<i>Grand father</i>	<i>Guardian</i>	<i>Other</i>
4th	224	3	75.0	21.9	0.9	0.0	0.0	2.2
5th	334	1	79.3	17.4	1.5	0.3	0.9	0.6
6th	435	10	74.0	23.9	0.7	0.0	0.7	0.7
7th	391	5	76.5	22.5	0.3	0.5	0.0	0.3
8th	363	4	75.8	22.9	0.3	0.0	0.6	0.6
9th	255	3	69.4	29.8	0.0	0.0	0.0	0.8
10th	236	3	74.6	22.5	1.3	0.0	0.8	0.8
11th	222	4	77.9	21.6	0.0	0.0	0.0	0.5
12th	221	1	70.1	27.1	0.5	0.0	1.4	0.9
Total	2681	34	75.0	23.1	0.6	0.1	0.5	0.7

## 2.2 - Marital Status

<i>Grade Level</i>	<i>N of Valid</i>	<i>N of Miss</i>	<i>Married</i>	<i>Separated</i>	<i>Divorced</i>	<i>Remarried</i>	<i>Single</i>	<i>Widowed</i>
4th	223	4	80.3	1.8	6.7	1.8	8.5	0.9
5th	333	2	77.8	3.0	11.1	1.8	5.7	0.6
6th	444	1	82.9	3.8	7.7	2.9	1.8	0.9
7th	387	9	80.9	3.1	8.8	2.3	3.9	1.0
8th	363	4	85.1	2.5	6.3	3.6	1.9	0.6
9th	257	1	84.8	0.8	8.6	3.9	0.8	1.2
10th	236	3	80.9	3.0	11.9	3.4	0.0	0.8
11th	219	7	93.2	1.4	4.6	0.5	0.0	0.5
12th	221	1	80.5	1.8	10.9	2.7	2.3	1.8
Total	2683	32	82.7	2.5	8.5	2.6	2.8	0.9

## 2.3 - Ethnic Origin

<i>Grade Level</i>	<i>N of Valid</i>	<i>N of Miss</i>	<i>African American</i>	<i>Asian</i>	<i>Hispanic</i>	<i>Native American</i>	<i>White</i>	<i>Mixed Origin</i>	<i>Other</i>
4th	218	9	12.8	3.2	2.3	0.5	79.8	0.0	1.4
5th	330	5	11.2	5.5	2.4	0.3	79.4	0.6	0.6
6th	440	5	0.0	2.3	3.6	0.5	91.1	1.4	1.1
7th	389	7	12.3	1.8	2.6	0.0	81.7	0.5	1.0
8th	356	11	1.1	3.7	2.0	0.6	91.9	0.6	0.3
9th	251	7	0.0	3.2	4.4	0.0	91.2	0.0	1.2
10th	233	6	0.0	2.6	2.6	0.0	93.6	0.4	0.9
11th	218	8	0.0	6.9	3.2	0.0	88.5	0.0	1.4
12th	218	4	0.9	3.7	2.3	0.9	90.4	1.4	0.5
Total	2653	62	4.5	3.5	2.8	0.3	87.4	0.6	0.9

**2.4 - Age**

<i>Grade Level</i>	<i>N of Valid</i>	<i>N of Miss</i>	<i>20-29 years</i>	<i>30-39 years</i>	<i>40-49 years</i>	<i>50+ years</i>
4th	224	3	7.1	41.5	45.1	6.2
5th	330	5	3.0	42.7	49.4	4.8
6th	439	6	1.1	34.9	57.6	6.4
7th	388	8	0.3	32.7	59.5	7.5
8th	361	6	0.3	16.6	72.6	10.5
9th	254	4	0.0	13.4	70.1	16.5
10th	232	7	0.0	10.3	71.6	18.1
11th	220	6	0.0	7.7	68.2	24.1
12th	221	1	0.0	3.2	62.9	33.9
Total	2669	46	1.2	24.6	61.6	12.6

## 2.2. Student Demographics

## 2.5 - Sex of Child

<i>Grade Level</i>	<i>N of Valid</i>	<i>N of Miss</i>	<i>Male</i>	<i>Female</i>
4th	224	3	53.6	46.4
5th	329	6	53.8	46.2
6th	442	3	48.0	52.0
7th	395	1	48.4	51.6
8th	364	3	50.8	49.2
9th	257	1	49.4	50.6
10th	235	4	49.8	50.2
11th	226	0	48.7	51.3
12th	221	1	48.4	51.6
Total	2693	22	50.0	50.0

## 2.6 - Use of Alcohol - My Child

<i>Grade Level</i>	<i>N of Valid</i>	<i>N of Miss</i>	<i>Never Used</i>	<i>Has Tried</i>	<i>Is Using</i>
4th	215	12	97.2	2.3	0.5
5th	314	21	93.6	6.4	0.0
6th	435	10	92.2	7.8	0.0
7th	385	11	89.1	10.4	0.5
8th	364	3	88.2	11.8	0.0
9th	256	2	81.2	18.8	0.0
10th	233	6	55.8	42.9	1.3
11th	223	3	45.3	50.7	4.0
12th	220	2	42.7	50.0	7.3
Total	2645	70	79.4	19.4	1.2

## 2.7 - Use of Drugs - My Child

<i>Grade Level</i>	<i>N of Valid</i>	<i>N of Miss</i>	<i>Never Used</i>	<i>Has Tried</i>	<i>Is Using</i>
4th	208	19	99.5	0.5	0.0
5th	312	23	100.0	0.0	0.0
6th	433	12	100.0	0.0	0.0
7th	381	15	97.4	2.6	0.0
8th	358	9	98.9	1.1	0.0
9th	249	9	96.8	3.2	0.0
10th	230	9	90.9	9.1	0.0
11th	217	9	85.3	13.8	0.9
12th	217	5	84.8	14.3	0.9
Total	2605	110	95.8	4.0	0.2

## 2.3. Student Information

**2.8 - My Child Makes Good Grades In School**

<i>Grade Level</i>	<i>N of Valid</i>	<i>N of Miss</i>	<i>Never</i>	<i>Seldom</i>	<i>Sometimes</i>	<i>Often</i>	<i>A Lot</i>
4th	225	2	0.4	0.4	9.3	40.4	49.3
5th	331	4	0.0	0.3	11.2	33.2	55.3
6th	443	2	0.0	0.0	9.9	33.9	56.2
7th	392	4	0.8	2.3	13.3	26.5	57.1
8th	365	2	0.0	2.2	14.5	26.8	56.4
9th	255	3	0.4	2.0	18.8	28.6	50.2
10th	236	3	0.0	2.1	17.4	26.7	53.8
11th	223	3	0.0	0.9	17.5	28.3	53.4
12th	220	2	0.0	1.8	16.4	24.5	57.3
Total	2690	25	0.2	1.3	13.8	30.0	54.8

**2.9 - My Child Gets Into Trouble At School**

<i>Grade Level</i>	<i>N of Valid</i>	<i>N of Miss</i>	<i>Never</i>	<i>Seldom</i>	<i>Sometimes</i>	<i>Often</i>	<i>A Lot</i>
4th	220	7	42.3	42.3	13.2	0.9	1.4
5th	328	7	51.5	38.1	9.1	1.2	0.0
6th	439	6	64.9	31.0	4.1	0.0	0.0
7th	392	4	57.7	29.8	9.9	2.3	0.3
8th	365	2	57.5	32.3	9.3	0.3	0.5
9th	255	3	60.0	31.8	7.1	0.8	0.4
10th	237	2	59.1	38.0	3.0	0.0	0.0
11th	220	6	68.6	27.3	4.1	0.0	0.0
12th	221	1	73.3	21.7	4.1	0.5	0.5
Total	2677	38	59.4	32.4	7.2	0.7	0.3

**2.10 - My Child attends church, synagogue, etc**

<i>Grade Level</i>	<i>N of Valid</i>	<i>N of Miss</i>	<i>Never</i>	<i>Seldom</i>	<i>Sometimes</i>	<i>Often</i>	<i>A Lot</i>
4th	220	7	7.7	8.2	27.7	22.3	34.1
5th	330	5	6.7	13.0	24.5	30.6	25.2
6th	438	7	10.3	13.2	28.3	23.5	24.7
7th	393	3	8.4	13.0	27.7	24.7	26.2
8th	364	3	12.6	10.2	29.4	19.5	28.3
9th	253	5	7.1	20.9	29.2	20.6	22.1
10th	236	3	17.4	15.3	33.9	19.1	14.4
11th	224	2	12.9	18.8	28.6	21.9	17.9
12th	218	4	16.5	23.9	29.4	16.1	14.2
Total	2676	39	10.7	14.6	28.6	22.5	23.7

**2.11 - I Set Clear Rules For My Child**

<i>Grade Level</i>	<i>N of Valid</i>	<i>N of Miss</i>	<i>Never</i>	<i>Seldom</i>	<i>Sometimes</i>	<i>Often</i>	<i>A Lot</i>
4th	215	12	0.5	0.5	6.0	40.5	52.6
5th	322	13	0.0	0.0	5.3	39.1	55.6
6th	438	7	0.0	0.0	5.9	39.3	54.8
7th	391	5	0.3	0.8	6.6	38.9	53.5
8th	359	8	0.0	0.6	5.6	40.4	53.5
9th	249	9	0.0	0.0	6.0	37.8	56.2
10th	236	3	0.4	0.4	6.4	42.4	50.4
11th	222	4	0.0	1.4	6.3	38.3	54.1
12th	219	3	0.5	1.4	6.4	43.8	47.9
Total	2651	64	0.2	0.5	6.0	39.9	53.5

**2.12 - I Talk To My Child About The Dangerous Effects of Using Drugs**

<i>Grade Level</i>	<i>N of Valid</i>	<i>N of Miss</i>	<i>Never</i>	<i>Seldom</i>	<i>Sometimes</i>	<i>Often</i>	<i>A Lot</i>
4th	223	4	0.9	5.4	29.6	30.9	33.2
5th	330	5	0.3	3.6	22.7	37.0	36.4
6th	442	3	0.9	3.2	25.3	32.1	38.5
7th	395	1	1.5	5.3	22.3	31.6	39.2
8th	365	2	0.3	2.2	22.5	38.4	36.7
9th	254	4	0.4	2.0	16.5	33.1	48.0
10th	236	3	0.4	3.8	19.1	32.6	44.1
11th	223	3	0.4	2.7	16.1	34.1	46.6
12th	220	2	0.5	5.5	16.4	38.2	39.5
Total	2688	27	0.7	3.7	21.7	34.2	39.8

**2.13 - I Talk To My Child About The Dangerous Effects of Drinking Alcohol**

<i>Grade Level</i>	<i>N of Valid</i>	<i>N of Miss</i>	<i>Never</i>	<i>Seldom</i>	<i>Sometimes</i>	<i>Often</i>	<i>A Lot</i>
4th	224	3	2.7	7.1	30.8	28.1	31.2
5th	325	10	0.3	6.2	24.0	36.6	32.9
6th	442	3	1.1	5.4	27.6	30.5	35.3
7th	393	3	1.8	5.6	25.4	32.1	35.1
8th	362	5	0.6	4.7	25.1	35.9	33.7
9th	254	4	0.4	4.3	19.7	31.9	43.7
10th	237	2	0.4	5.9	21.5	31.6	40.5
11th	225	1	0.4	4.4	15.6	34.2	45.3
12th	220	2	0.5	5.5	19.1	38.6	36.4
Total	2682	33	0.9	5.4	23.8	33.2	36.6

**2.14 - My Child Participates In Drug-free Activities Provided in My Community**

<i>Grade Level</i>	<i>N of Valid</i>	<i>N of Miss</i>	<i>Never</i>	<i>Seldom</i>	<i>Sometimes</i>	<i>Often</i>	<i>A Lot</i>
4th	218	9	23.9	16.1	19.3	21.6	19.3
5th	325	10	18.5	16.6	23.7	22.8	18.5
6th	436	9	16.5	12.2	25.0	21.8	24.5
7th	386	10	20.2	18.1	21.8	22.0	17.9
8th	361	6	15.0	16.3	28.8	21.1	18.8
9th	248	10	15.3	23.4	25.8	20.2	15.3
10th	232	7	19.8	22.4	22.4	18.5	16.8
11th	217	9	18.4	18.9	26.7	18.4	17.5
12th	217	5	21.2	20.7	25.8	14.7	17.5
Total	2640	75	18.4	17.7	24.5	20.5	18.9

**2.15 - Our School Does a Good Job Of Teaching Kids About Harmful Effects of Drug Use**

<i>Grade Level</i>	<i>N of Valid</i>	<i>N of Miss</i>	<i>Never</i>	<i>Seldom</i>	<i>Sometimes</i>	<i>Often</i>	<i>A Lot</i>
4th	212	15	0.9	4.7	17.0	47.6	29.7
5th	319	16	0.3	2.5	23.5	48.3	25.4
6th	426	19	0.5	4.5	21.8	47.9	25.4
7th	368	28	1.4	4.6	29.6	42.1	22.3
8th	354	13	1.1	4.0	31.4	43.5	20.1
9th	242	16	0.0	3.7	33.5	42.1	20.7
10th	227	12	1.8	8.4	37.4	36.6	15.9
11th	216	10	0.9	6.0	35.2	44.0	13.9
12th	209	13	1.9	7.2	33.5	42.1	15.3
Total	2573	142	0.9	4.8	28.6	44.2	21.5

**2.16 - Our School Does a Good Job Of Working With Parents Regarding Drug Abuse Prevention**

<i>Grade Level</i>	<i>N of Valid</i>	<i>N of Miss</i>	<i>Never</i>	<i>Seldom</i>	<i>Sometimes</i>	<i>Often</i>	<i>A Lot</i>
4th	207	20	4.8	15.5	33.3	29.5	16.9
5th	313	22	4.5	12.5	27.2	39.6	16.3
6th	415	30	4.3	14.0	29.9	34.2	17.6
7th	368	28	3.3	14.7	36.1	32.3	13.6
8th	345	22	4.6	17.1	39.4	26.7	12.2
9th	235	23	1.3	12.3	37.0	35.3	14.0
10th	225	14	4.0	15.6	40.9	27.1	12.4
11th	216	10	5.6	13.9	35.2	35.6	9.7
12th	208	14	8.2	15.4	33.2	32.2	11.1
Total	2532	183	4.4	14.5	34.4	32.6	14.1



**2.17 - Law Enforcement Is Doing A Good Job In Keeping Alcohol Away From Students**

<i>Grade Level</i>	<i>N of Valid</i>	<i>N of Miss</i>	<i>Never</i>	<i>Seldom</i>	<i>Sometimes</i>	<i>Often</i>	<i>A Lot</i>
4th	204	23	2.9	16.7	38.2	26.0	16.2
5th	312	23	2.9	13.8	41.7	26.3	15.4
6th	419	26	3.6	18.1	38.7	27.0	12.6
7th	368	28	4.1	22.6	39.4	23.9	10.1
8th	342	25	4.1	26.9	40.6	20.5	7.9
9th	238	20	2.9	23.9	39.1	26.5	7.6
10th	224	15	5.8	29.9	39.3	19.6	5.4
11th	219	7	5.9	27.9	46.1	14.6	5.5
12th	210	12	8.6	25.2	41.4	17.6	7.1
Total	2536	179	4.3	22.3	40.3	22.9	10.1

**2.18 - Law Enforcement Is Doing A Good Job In Keeping Drugs Away From Students**

<i>Grade Level</i>	<i>N of Valid</i>	<i>N of Miss</i>	<i>Never</i>	<i>Seldom</i>	<i>Sometimes</i>	<i>Often</i>	<i>A Lot</i>
4th	201	26	3.0	15.4	37.3	28.4	15.9
5th	310	25	2.3	13.9	42.6	25.5	15.8
6th	411	34	3.4	15.8	43.6	24.6	12.7
7th	363	33	4.7	21.8	39.4	24.5	9.6
8th	343	24	3.2	24.8	40.2	22.4	9.3
9th	238	20	3.4	24.8	38.7	25.6	7.6
10th	226	13	7.1	26.1	42.0	19.5	5.3
11th	219	7	5.0	27.9	44.7	16.9	5.5
12th	210	12	8.1	21.4	44.8	18.1	7.6
Total	2521	194	4.2	20.9	41.5	23.1	10.2

**2.19 - I Am Afraid My Child Will Be Hurt At School**

<i>Grade Level</i>	<i>N of Valid</i>	<i>N of Miss</i>	<i>Never</i>	<i>Seldom</i>	<i>Sometimes</i>	<i>Often</i>	<i>A Lot</i>
4th	217	10	29.0	41.5	25.8	2.3	1.4
5th	328	7	31.7	46.0	18.6	2.1	1.5
6th	438	7	28.5	43.6	23.3	3.2	1.4
7th	392	4	30.4	38.8	24.0	4.1	2.8
8th	366	1	23.0	47.0	26.0	2.5	1.6
9th	253	5	34.8	36.8	25.7	2.8	0.0
10th	238	1	34.5	42.9	17.6	4.2	0.8
11th	221	5	42.1	40.3	14.5	2.7	0.5
12th	218	4	34.9	43.6	17.9	2.8	0.9
Total	2671	44	31.2	42.5	21.9	3.0	1.3

**2.20 - Gangs Are A Threat To My Child At School**

<i>Grade Level</i>	<i>N of Valid</i>	<i>N of Miss</i>	<i>Never</i>	<i>Seldom</i>	<i>Sometimes</i>	<i>Often</i>	<i>A Lot</i>
4th	213	14	78.4	19.7	1.9	0.0	0.0
5th	328	7	80.2	15.2	3.0	0.6	0.9
6th	433	12	73.7	23.1	2.8	0.5	0.0
7th	389	7	67.9	23.9	5.7	1.8	0.8
8th	365	2	63.8	30.4	3.8	0.0	1.9
9th	245	13	69.0	27.3	3.3	0.4	0.0
10th	234	5	63.2	31.6	4.3	0.4	0.4
11th	216	10	75.5	23.1	0.9	0.0	0.5
12th	219	3	70.8	24.7	1.8	2.3	0.5
Total	2642	73	71.2	24.3	3.3	0.7	0.6

**2.21 - My Child Has Been Threatened At School**

<i>Grade Level</i>	<i>N of Valid</i>	<i>N of Miss</i>	<i>Never</i>	<i>Seldom</i>	<i>Sometimes</i>	<i>Often</i>	<i>A Lot</i>
4th	210	17	76.7	16.2	5.2	1.4	0.5
5th	325	10	80.9	14.5	3.7	0.9	0.0
6th	436	9	77.1	18.8	3.7	0.2	0.2
7th	391	5	64.2	25.1	7.9	2.0	0.8
8th	359	8	67.4	20.3	10.3	1.1	0.8
9th	243	15	75.3	19.8	4.5	0.4	0.0
10th	233	6	64.8	24.9	7.7	0.9	1.7
11th	218	8	80.3	15.6	3.7	0.5	0.0
12th	210	12	69.5	23.8	5.2	1.0	0.5
Total	2625	90	72.7	20.0	5.9	1.0	0.5

**2.22 - My Child Has Been Hit, Slapped, or Kicked At School**

<i>Grade Level</i>	<i>N of Valid</i>	<i>N of Miss</i>	<i>Never</i>	<i>Seldom</i>	<i>Sometimes</i>	<i>Often</i>	<i>A Lot</i>
4th	212	15	55.2	31.6	9.9	1.9	1.4
5th	323	12	62.2	28.2	8.7	0.9	0.0
6th	439	6	71.8	22.1	5.5	0.5	0.2
7th	387	9	68.2	20.9	8.0	1.6	1.3
8th	363	4	65.3	24.2	8.3	1.1	1.1
9th	245	13	75.9	18.4	5.3	0.0	0.4
10th	231	8	71.4	22.5	4.3	0.4	1.3
11th	221	5	84.6	10.4	4.5	0.0	0.5
12th	215	7	80.5	17.2	1.9	0.5	0.0
Total	2636	79	70.0	22.0	6.5	0.8	0.7

**2.23 - I Punish My Child When He/She Breaks The Rules**

<i>Grade Level</i>	<i>N of Valid</i>	<i>N of Miss</i>	<i>Never</i>	<i>Seldom</i>	<i>Sometimes</i>	<i>Often</i>	<i>A Lot</i>
4th	215	12	4.2	4.7	29.3	47.9	14.0
5th	326	9	0.9	3.1	30.4	46.9	18.7
6th	433	12	1.6	6.7	29.3	43.0	19.4
7th	386	10	2.3	6.7	28.8	42.7	19.4
8th	362	5	1.9	5.5	27.9	47.8	16.9
9th	251	7	4.4	6.4	29.5	43.0	16.7
10th	233	6	2.1	5.6	29.6	47.6	15.0
11th	222	4	2.7	10.4	32.4	38.3	16.2
12th	214	8	2.3	8.4	40.2	34.1	15.0
Total	2642	73	2.3	6.2	30.4	43.8	17.3

**2.24 - Gangs Are A Threat To My Child In My Community**

<i>Grade Level</i>	<i>N of Valid</i>	<i>N of Miss</i>	<i>Never</i>	<i>Seldom</i>	<i>Sometimes</i>	<i>Often</i>	<i>A Lot</i>
4th	209	18	74.2	21.1	3.8	0.0	1.0
5th	319	16	77.7	16.6	3.4	0.9	1.3
6th	432	13	78.5	18.5	2.8	0.2	0.0
7th	388	8	72.2	19.8	3.9	2.6	1.5
8th	360	7	70.6	24.2	3.3	0.6	1.4
9th	247	11	72.5	21.5	3.2	1.2	1.6
10th	234	5	67.1	28.6	2.1	1.3	0.9
11th	221	5	76.0	20.8	1.8	0.9	0.5
12th	216	6	77.3	18.1	3.2	0.9	0.5
Total	2626	89	74.1	20.8	3.1	1.0	1.0

**2.25 - I Am Afraid My Child Will Be Hurt In My Community**

<i>Grade Level</i>	<i>N of Valid</i>	<i>N of Miss</i>	<i>Never</i>	<i>Seldom</i>	<i>Sometimes</i>	<i>Often</i>	<i>A Lot</i>
4th	212	15	44.3	43.9	9.9	1.4	0.5
5th	322	13	54.0	34.2	9.3	1.6	0.9
6th	436	9	49.3	37.6	10.8	1.8	0.5
7th	393	3	51.7	34.6	9.9	1.8	2.0
8th	363	4	45.7	42.4	10.2	0.3	1.4
9th	250	8	51.2	38.0	9.6	0.8	0.4
10th	232	7	48.7	38.8	11.2	1.3	0.0
11th	221	5	53.4	37.1	8.1	0.5	0.9
12th	218	4	56.0	36.7	6.0	1.4	0.0
Total	2647	68	50.4	37.9	9.6	1.2	0.8

## 2.4. Community Information

**2.26 - Drug And Alcohol Use Is A Big Problem Facing Youth In My Community**

<i>Grade Level</i>	<i>N of Valid</i>	<i>N of Miss</i>	<i>No</i>	<i>Undecided</i>	<i>Yes</i>
4th	198	29	20.2	42.4	37.4
5th	316	19	24.1	33.2	42.7
6th	429	16	15.4	35.7	49.0
7th	388	8	18.8	29.9	51.3
8th	359	8	12.5	27.3	60.2
9th	250	8	11.2	30.8	58.0
10th	231	8	8.7	19.0	72.3
11th	218	8	12.8	17.0	70.2
12th	219	3	10.5	21.5	68.0
Total	2608	107	15.3	29.2	55.5

**2.27 - Youth Violence Is A Big Problem In My Community**

<i>Grade Level</i>	<i>N of Valid</i>	<i>N of Miss</i>	<i>No</i>	<i>Undecided</i>	<i>Yes</i>
4th	201	26	59.2	31.3	9.5
5th	308	27	63.3	27.9	8.8
6th	429	16	58.0	33.3	8.6
7th	383	13	57.2	30.8	12.0
8th	359	8	59.1	33.4	7.5
9th	249	9	62.7	30.1	7.2
10th	229	10	56.8	30.6	12.7
11th	219	7	62.6	33.8	3.7
12th	219	3	60.7	28.8	10.5
Total	2596	119	59.7	31.3	9.0

**2.28 - My Child Has Friends Who Drink**

<i>Grade Level</i>	<i>N of Valid</i>	<i>N of Miss</i>	<i>No</i>	<i>Undecided</i>	<i>Yes</i>
4th	206	21	96.1	2.9	1.0
5th	313	22	90.7	8.0	1.3
6th	431	14	89.1	9.3	1.6
7th	385	11	76.4	14.8	8.8
8th	355	12	51.0	31.5	17.5
9th	250	8	50.4	24.4	25.2
10th	223	16	25.6	17.0	57.4
11th	216	10	21.8	11.6	66.7
12th	217	5	21.2	15.2	63.6
Total	2596	119	62.3	15.3	22.4

**2.29 - It Would Be OK With Me For My Child To Use Alcohol If He/She Would Not Use Other Drugs**

<i>Grade Level</i>	<i>N of Valid</i>	<i>N of Miss</i>	<i>No</i>	<i>Undecided</i>	<i>Yes</i>
4th	208	19	95.7	2.9	1.4
5th	314	21	96.2	3.2	0.6
6th	432	13	98.1	1.6	0.2
7th	389	7	94.6	3.9	1.5
8th	359	8	96.7	3.3	0.0
9th	254	4	97.6	2.0	0.4
10th	235	4	93.6	6.0	0.4
11th	222	4	93.2	5.0	1.8
12th	216	6	85.2	11.1	3.7
Total	2629	86	95.1	4.0	1.0

**2.30 - My Child Has Friends Who Use Drugs**

<i>Grade Level</i>	<i>N of Valid</i>	<i>N of Miss</i>	<i>No</i>	<i>Undecided</i>	<i>Yes</i>
4th	206	21	97.1	2.4	0.5
5th	317	18	94.0	5.4	0.6
6th	427	18	91.8	7.0	1.2
7th	383	13	78.3	14.1	7.6
8th	351	16	67.2	23.9	8.8
9th	245	13	59.6	23.3	17.1
10th	228	11	38.2	27.2	34.6
11th	216	10	37.5	20.8	41.7
12th	215	7	37.7	27.4	34.9
Total	2588	127	70.4	16.0	13.7

**2.31 - It Would Be OK With Me For My Child To Smoke A Little Pot If He/She Would Leave Other Drugs Alone**

<i>Grade Level</i>	<i>N of Valid</i>	<i>N of Miss</i>	<i>No</i>	<i>Undecided</i>	<i>Yes</i>
4th	207	20	96.6	2.4	1.0
5th	318	17	97.8	2.2	0.0
6th	430	15	98.6	0.9	0.5
7th	388	8	96.4	2.8	0.8
8th	360	7	97.5	2.5	0.0
9th	249	9	98.4	0.8	0.8
10th	233	6	96.1	3.9	0.0
11th	222	4	95.5	1.8	2.7
12th	217	5	94.5	3.2	2.3
Total	2624	91	97.0	2.2	0.8

**2.32 - Alcohol Abuse Is A Problem Among The Students In My Child's School**

<i>Grade Level</i>	<i>N of Valid</i>	<i>N of Miss</i>	<i>No</i>	<i>Undecided</i>	<i>Yes</i>
4th	210	17	84.8	12.9	2.4
5th	311	24	74.3	20.6	5.1
6th	430	15	53.5	41.2	5.3
7th	382	14	38.7	42.1	19.1
8th	356	11	29.2	43.5	27.2
9th	241	17	19.5	40.2	40.2
10th	227	12	8.4	34.4	57.3
11th	218	8	14.7	28.4	56.9
12th	216	6	14.8	35.2	50.0
Total	2591	124	39.4	34.6	26.0

## 2.5. Impressions About Drug Use

## 2.33 - Harmfulness of Use -- Cigarettes

<i>Grade Level</i>	<i>N of Valid</i>	<i>N of Miss</i>	<i>1 - Not Harmful</i>	2	3	4	<i>5 - Very Harmful</i>
4th	205	22	0.0	0.5	2.4	11.2	85.9
5th	317	18	0.0	0.3	1.9	13.2	84.5
6th	432	13	0.0	0.9	3.5	11.1	84.5
7th	385	11	1.0	2.1	3.6	15.6	77.7
8th	358	9	0.3	0.3	2.0	18.2	79.3
9th	247	11	0.0	0.8	4.0	10.9	84.2
10th	230	9	0.0	1.7	3.5	13.0	81.7
11th	218	8	0.0	0.5	1.8	13.3	84.4
12th	216	6	0.5	0.5	1.9	17.1	80.1
Total	2608	107	0.2	0.9	2.8	13.8	82.2

## 2.34 - Harmfulness of Use -- Smokeless Tobacco, Snuff, etc

<i>Grade Level</i>	<i>N of Valid</i>	<i>N of Miss</i>	<i>1 - Not Harmful</i>	2	3	4	<i>5 - Very Harmful</i>
4th	197	30	0.0	0.0	3.0	16.8	80.2
5th	311	24	0.0	0.6	3.9	16.7	78.8
6th	426	19	0.0	0.7	3.1	17.1	79.1
7th	376	20	1.6	1.6	4.8	18.4	73.7
8th	351	16	0.6	0.9	2.8	21.9	73.8
9th	238	20	0.4	0.4	2.9	13.0	83.2
10th	225	14	0.0	1.3	3.6	22.7	72.4
11th	212	14	0.0	0.9	2.8	20.8	75.5
12th	211	11	0.5	0.0	4.3	19.9	75.4
Total	2547	168	0.4	0.8	3.5	18.5	76.8

## 2.35 - Harmfulness of Use -- Cigars

<i>Grade Level</i>	<i>N of Valid</i>	<i>N of Miss</i>	<i>1 - Not Harmful</i>	2	3	4	<i>5 - Very Harmful</i>
4th	204	23	0.0	0.0	6.4	21.6	72.1
5th	309	26	0.0	0.3	5.8	18.8	75.1
6th	417	28	0.0	1.2	7.7	18.5	72.7
7th	380	16	1.1	2.4	8.2	18.7	69.7
8th	350	17	0.3	0.0	8.0	22.0	69.7
9th	239	19	0.0	0.0	10.5	21.3	68.2
10th	224	15	0.0	1.3	7.1	21.9	69.6
11th	209	17	0.0	1.4	7.2	21.1	70.3
12th	208	14	0.5	0.0	6.2	22.1	71.2
Total	2540	175	0.2	0.8	7.5	20.4	71.1

**2.36 - Harmfulness of Use -- Beer**

<i>Grade Level</i>	<i>N of Valid</i>	<i>N of Miss</i>	<i>1 - Not Harmful</i>	<i>2</i>	<i>3</i>	<i>4</i>	<i>5 - Very Harmful</i>
4th	199	28	3.5	11.6	34.7	17.1	33.2
5th	308	27	3.2	9.4	29.2	20.5	37.7
6th	421	24	2.6	8.6	34.0	22.3	32.5
7th	373	23	2.7	12.1	32.7	21.7	30.8
8th	347	20	3.5	10.7	33.4	21.6	30.8
9th	243	15	1.2	7.4	36.6	21.0	33.7
10th	225	14	1.8	8.0	34.7	23.6	32.0
11th	213	13	4.2	8.5	29.1	27.7	30.5
12th	212	10	0.5	11.3	34.9	28.8	24.5
Total	2541	174	2.6	9.8	33.2	22.5	32.0

**2.37 - Harmfulness of Use -- Wine Coolers**

<i>Grade Level</i>	<i>N of Valid</i>	<i>N of Miss</i>	<i>1 - Not Harmful</i>	<i>2</i>	<i>3</i>	<i>4</i>	<i>5 - Very Harmful</i>
4th	202	25	4.0	11.9	36.6	20.3	27.2
5th	307	28	5.2	11.7	29.3	18.9	34.9
6th	418	27	2.4	9.3	35.9	23.4	28.9
7th	375	21	3.7	14.9	30.9	21.3	29.1
8th	348	19	3.7	11.2	35.1	21.8	28.2
9th	232	26	2.2	7.8	38.4	19.4	32.3
10th	222	17	2.3	8.6	36.5	24.8	27.9
11th	216	10	4.2	10.2	31.5	26.9	27.3
12th	210	12	1.9	11.9	31.0	32.4	22.9
Total	2530	185	3.3	11.0	33.8	22.9	29.0

**2.38 - Harmfulness of Use -- Liquor**

<i>Grade Level</i>	<i>N of Valid</i>	<i>N of Miss</i>	<i>1 - Not Harmful</i>	<i>2</i>	<i>3</i>	<i>4</i>	<i>5 - Very Harmful</i>
4th	203	24	2.5	8.4	21.7	23.6	43.8
5th	305	30	2.3	5.6	19.0	21.3	51.8
6th	414	31	0.7	6.0	23.7	23.9	45.7
7th	376	20	1.6	7.2	22.9	24.5	43.9
8th	352	15	2.3	7.1	21.3	27.3	42.0
9th	222	36	1.4	5.0	27.9	23.0	42.8
10th	224	15	1.8	4.9	21.4	27.2	44.6
11th	206	20	2.4	4.4	21.4	22.8	49.0
12th	204	18	0.5	5.4	20.6	30.9	42.6
Total	2506	209	1.7	6.1	22.2	24.8	45.2



**2.39 - Harmfulness of Use -- Marijuana**

<i>Grade Level</i>	<i>N of Valid</i>	<i>N of Miss</i>	<i>1 - Not Harmful</i>	<i>2</i>	<i>3</i>	<i>4</i>	<i>5 - Very Harmful</i>
4th	195	32	1.0	1.5	10.3	15.4	71.8
5th	293	42	0.7	1.4	6.1	17.7	74.1
6th	410	35	0.7	1.0	6.8	21.5	70.0
7th	368	28	1.4	1.6	6.0	20.1	70.9
8th	340	27	0.0	1.5	9.4	21.8	67.4
9th	224	34	0.0	1.3	5.8	23.7	69.2
10th	225	14	0.0	0.0	7.1	24.0	68.9
11th	203	23	1.0	2.5	9.9	21.2	65.5
12th	204	18	0.5	2.5	5.4	19.6	72.1
Total	2462	253	0.6	1.4	7.3	20.6	70.0

**2.40 - Harmfulness of Use -- Cocaine (crack, etc)**

<i>Grade Level</i>	<i>N of Valid</i>	<i>N of Miss</i>	<i>1 - Not Harmful</i>	<i>2</i>	<i>3</i>	<i>4</i>	<i>5 - Very Harmful</i>
4th	192	35	0.5	0.0	0.5	2.6	96.4
5th	289	46	0.3	0.0	0.0	0.7	99.0
6th	404	41	0.0	0.0	0.0	1.7	98.3
7th	365	31	0.8	0.5	0.0	2.2	96.4
8th	343	24	0.0	0.0	0.0	2.3	97.7
9th	221	37	0.5	0.0	0.0	1.8	97.7
10th	215	24	0.0	0.0	0.0	0.9	99.1
11th	205	21	0.5	0.0	0.0	2.0	97.6
12th	202	20	0.5	0.0	0.0	1.5	98.0
Total	2436	279	0.3	0.1	0.0	1.8	97.8

**2.41 - Harmfulness of Use -- Uppers (stimulants)**

<i>Grade Level</i>	<i>N of Valid</i>	<i>N of Miss</i>	<i>1 - Not Harmful</i>	<i>2</i>	<i>3</i>	<i>4</i>	<i>5 - Very Harmful</i>
4th	187	40	0.5	0.0	1.6	5.9	92.0
5th	289	46	0.3	0.0	0.7	3.5	95.5
6th	399	46	0.0	0.0	0.0	3.5	96.5
7th	364	32	1.4	0.3	1.1	4.4	92.9
8th	333	34	0.0	0.0	0.3	4.2	95.5
9th	226	32	0.4	0.0	0.0	4.4	95.1
10th	217	22	0.0	0.0	0.0	4.1	95.9
11th	201	25	0.5	0.0	0.0	3.5	96.0
12th	201	21	0.5	0.0	0.5	4.5	94.5
Total	2417	298	0.4	0.0	0.5	4.1	95.0

**2.42 - Harmfulness of Use -- Downers (depressants)**

<i>Grade Level</i>	<i>N of Valid</i>	<i>N of Miss</i>	<i>1 - Not Harmful</i>	<i>2</i>	<i>3</i>	<i>4</i>	<i>5 - Very Harmful</i>
4th	185	42	0.5	0.0	1.1	6.5	91.9
5th	290	45	0.3	0.0	1.0	4.1	94.5
6th	395	50	0.0	0.0	0.5	4.1	95.4
7th	364	32	0.8	0.8	1.1	4.4	92.9
8th	336	31	0.0	0.0	0.0	4.8	95.2
9th	232	26	0.4	0.0	0.0	4.7	94.8
10th	212	27	0.0	0.0	0.5	3.8	95.8
11th	199	27	0.5	0.0	0.0	3.5	96.0
12th	197	25	0.5	0.0	0.5	2.5	96.4
Total	2410	305	0.3	0.1	0.5	4.3	94.7

**2.43 - Harmfulness of Use -- Inhalants (glue, etc)**

<i>Grade Level</i>	<i>N of Valid</i>	<i>N of Miss</i>	<i>1 - Not Harmful</i>	<i>2</i>	<i>3</i>	<i>4</i>	<i>5 - Very Harmful</i>
4th	187	40	0.5	0.0	0.5	3.7	95.2
5th	288	47	0.3	0.0	0.0	3.1	96.5
6th	396	49	0.0	0.3	0.0	1.5	98.2
7th	365	31	0.8	0.5	1.1	2.7	94.8
8th	335	32	0.0	0.0	0.6	3.6	95.8
9th	218	40	0.5	0.0	0.9	1.4	97.2
10th	213	26	0.0	0.0	0.5	2.3	97.2
11th	203	23	0.5	0.0	0.5	3.9	95.1
12th	195	27	0.5	0.5	0.0	2.1	96.9
Total	2400	315	0.3	0.2	0.5	2.7	96.4

**2.44 - Harmfulness of Use -- Hallucinogens (PCP, LSD, etc)**

<i>Grade Level</i>	<i>N of Valid</i>	<i>N of Miss</i>	<i>1 - Not Harmful</i>	<i>2</i>	<i>3</i>	<i>4</i>	<i>5 - Very Harmful</i>
4th	190	37	0.5	0.0	1.1	2.6	95.8
5th	290	45	0.3	0.0	0.0	1.0	98.6
6th	412	33	0.0	0.0	0.0	1.2	98.8
7th	362	34	0.8	0.3	0.6	3.3	95.0
8th	335	32	0.0	0.0	0.0	2.7	97.3
9th	219	39	0.5	0.0	0.0	2.7	96.8
10th	213	26	0.0	0.0	0.0	0.5	99.5
11th	205	21	0.5	0.0	0.0	2.0	97.6
12th	201	21	0.5	0.0	0.0	1.5	98.0
Total	2427	288	0.3	0.0	0.2	2.0	97.5

**2.45 - Harmfulness of Use -- Heroin (opiates)**

<i>Grade Level</i>	<i>N of Valid</i>	<i>N of Miss</i>	<i>1 - Not Harmful</i>	<i>2</i>	<i>3</i>	<i>4</i>	<i>5 - Very Harmful</i>
4th	195	32	0.5	0.0	0.0	2.1	97.4
5th	292	43	0.3	0.0	0.0	0.3	99.3
6th	410	35	0.0	0.0	0.2	1.0	98.8
7th	369	27	1.1	0.3	0.3	1.4	97.0
8th	335	32	0.0	0.0	0.0	1.8	98.2
9th	221	37	0.5	0.0	0.0	1.4	98.2
10th	222	17	0.0	0.0	0.0	0.5	99.5
11th	205	21	0.5	0.0	0.0	2.0	97.6
12th	196	26	0.5	0.0	0.0	1.0	98.5
Total	2445	270	0.4	0.0	0.1	1.2	98.3

**2.46 - Harmfulness of Use -- Steroids**

<i>Grade Level</i>	<i>N of Valid</i>	<i>N of Miss</i>	<i>1 - Not Harmful</i>	<i>2</i>	<i>3</i>	<i>4</i>	<i>5 - Very Harmful</i>
4th	190	37	0.0	0.0	2.6	10.0	87.4
5th	305	30	0.3	0.0	0.7	6.9	92.1
6th	416	29	0.0	0.0	2.2	8.2	89.7
7th	366	30	1.1	1.1	2.2	8.5	87.2
8th	345	22	0.0	0.0	0.9	6.4	92.8
9th	228	30	0.4	0.0	0.9	6.1	92.5
10th	227	12	0.0	0.4	0.9	10.6	88.1
11th	204	22	0.5	0.0	1.5	6.4	91.7
12th	197	25	0.5	0.0	1.0	6.6	91.9
Total	2478	237	0.3	0.2	1.5	7.7	90.3

## 2.6. What Percent Of Students In Your Child's Grade Have Used

2.47 - Percent of Use -- Cigarettes

Grade Level	N of Valid	N of Miss	None	Less Than 5	5 to 15	16 to 25	26 to 50	51 to 75	76 to 100
4th	189	38	78.3	19.0	1.6	0.5	0.0	0.5	0.0
5th	301	34	69.4	20.9	6.6	2.3	0.7	0.0	0.0
6th	368	77	44.8	38.9	9.8	3.8	2.2	0.5	0.0
7th	312	84	24.0	32.1	21.2	11.5	9.0	0.6	1.6
8th	305	62	8.9	22.6	28.9	21.0	14.4	2.3	2.0
9th	187	71	10.2	25.1	19.3	20.3	17.1	6.4	1.6
10th	186	53	3.8	7.0	9.7	17.7	31.7	24.7	5.4
11th	178	48	4.5	6.2	5.6	14.0	28.7	31.5	9.6
12th	157	65	4.5	7.6	9.6	12.7	32.5	26.8	6.4
Total	2183	532	30.5	22.6	13.4	10.9	12.6	7.7	2.3

2.48 - Percent of Use -- Smokeless Tobacco, Snuff, etc

Grade Level	N of Valid	N of Miss	None	Less Than 5	5 to 15	16 to 25	26 to 50	51 to 75	76 to 100
4th	185	42	83.2	15.1	1.1	0.5	0.0	0.0	0.0
5th	297	38	75.1	20.2	3.0	1.3	0.3	0.0	0.0
6th	359	86	60.2	29.2	6.4	2.2	1.7	0.3	0.0
7th	303	93	38.0	38.3	11.6	6.3	5.0	0.7	0.3
8th	290	77	25.9	40.7	20.0	7.9	3.8	0.7	1.0
9th	179	79	25.1	44.1	18.4	5.6	5.0	1.1	0.6
10th	176	63	15.3	31.2	23.9	11.9	8.5	8.0	1.1
11th	164	62	14.0	26.2	21.3	12.8	12.8	11.6	1.2
12th	140	82	15.0	32.9	17.1	15.7	12.1	6.4	0.7
Total	2093	622	43.0	31.1	12.5	6.2	4.5	2.3	0.5

2.49 - Percent of Use -- Cigars

Grade Level	N of Valid	N of Miss	None	Less Than 5	5 to 15	16 to 25	26 to 50	51 to 75	76 to 100
4th	183	44	87.4	10.9	0.5	0.5	0.0	0.0	0.5
5th	294	41	81.0	16.7	2.4	0.0	0.0	0.0	0.0
6th	356	89	73.6	21.1	3.1	1.4	0.8	0.0	0.0
7th	301	95	51.8	34.9	8.0	3.0	1.7	0.7	0.0
8th	290	77	40.3	43.1	9.7	2.8	2.8	0.7	0.7
9th	178	80	39.9	41.0	12.4	5.1	1.7	0.0	0.0
10th	171	68	26.3	39.2	19.3	5.8	4.7	3.5	1.2
11th	165	61	20.0	40.6	17.0	6.7	7.9	6.7	1.2
12th	141	81	21.3	37.6	19.1	9.2	7.1	5.7	0.0
Total	2079	636	53.5	30.5	8.7	3.2	2.4	1.4	0.3

**2.50 - Percent of Use -- Beer**

<i>Grade Level</i>	<i>N of Valid</i>	<i>N of Miss</i>	<i>None</i>	<i>Less Than 5</i>	<i>5 to 15</i>	<i>16 to 25</i>	<i>26 to 50</i>	<i>51 to 75</i>	<i>76 to 100</i>
4th	182	45	77.5	19.2	1.6	0.5	0.5	0.0	0.5
5th	284	51	68.0	23.2	5.3	2.1	1.1	0.4	0.0
6th	360	85	51.9	33.3	9.7	2.8	1.9	0.3	0.0
7th	302	94	26.5	32.1	20.2	11.9	4.0	4.0	1.3
8th	297	70	12.1	25.3	24.6	15.2	14.1	6.7	2.0
9th	178	80	13.5	18.5	17.4	19.7	18.0	9.0	3.9
10th	185	54	4.9	5.4	10.3	7.6	22.7	31.4	17.8
11th	178	48	3.9	6.2	3.4	7.3	17.4	36.0	25.8
12th	150	72	3.3	4.7	4.7	6.7	17.3	36.0	27.3
Total	2116	599	32.2	21.5	11.8	8.0	9.3	10.7	6.5

**2.51 - Percent of Use -- Wine Coolers**

<i>Grade Level</i>	<i>N of Valid</i>	<i>N of Miss</i>	<i>None</i>	<i>Less Than 5</i>	<i>5 to 15</i>	<i>16 to 25</i>	<i>26 to 50</i>	<i>51 to 75</i>	<i>76 to 100</i>
4th	187	40	80.7	17.1	1.6	0.0	0.5	0.0	0.0
5th	284	51	72.9	19.7	4.9	1.4	1.1	0.0	0.0
6th	355	90	56.9	30.4	7.6	3.4	1.7	0.0	0.0
7th	300	96	30.3	32.0	18.7	9.0	5.0	2.7	2.3
8th	286	81	17.1	27.3	23.1	12.6	13.3	4.5	2.1
9th	171	87	15.8	21.1	20.5	18.1	17.5	4.7	2.3
10th	176	63	4.0	10.8	12.5	11.4	21.6	27.3	12.5
11th	172	54	6.4	6.4	7.6	9.9	23.3	30.8	15.7
12th	147	75	5.4	6.1	7.5	12.2	23.1	29.3	16.3
Total	2078	637	36.2	21.4	11.9	7.9	9.9	8.3	4.3

**2.52 - Percent of Use -- Liquor**

<i>Grade Level</i>	<i>N of Valid</i>	<i>N of Miss</i>	<i>None</i>	<i>Less Than 5</i>	<i>5 to 15</i>	<i>16 to 25</i>	<i>26 to 50</i>	<i>51 to 75</i>	<i>76 to 100</i>
4th	188	39	81.4	16.5	0.0	1.1	0.5	0.0	0.5
5th	288	47	74.3	19.8	3.5	2.1	0.3	0.0	0.0
6th	354	91	60.2	29.9	5.6	2.3	1.4	0.6	0.0
7th	300	96	32.0	37.0	17.3	7.7	2.7	1.7	1.7
8th	283	84	16.3	32.5	21.9	14.5	9.2	3.9	1.8
9th	171	87	19.9	19.9	18.7	14.0	19.3	5.3	2.9
10th	176	63	4.0	9.7	10.2	15.3	18.2	28.4	14.2
11th	176	50	6.2	5.7	5.7	12.5	19.9	29.5	20.5
12th	146	76	8.2	6.8	5.5	12.3	23.3	28.1	15.8
Total	2082	633	37.8	22.5	10.2	8.2	8.4	8.2	4.8

**2.53 - Percent of Use -- Marijuana**

<i>Grade Level</i>	<i>N of Valid</i>	<i>N of Miss</i>	<i>None</i>	<i>Less Than 5</i>	<i>5 to 15</i>	<i>16 to 25</i>	<i>26 to 50</i>	<i>51 to 75</i>	<i>76 to 100</i>
4th	186	41	87.6	10.8	0.5	0.5	0.0	0.0	0.5
5th	287	48	81.2	13.6	3.8	1.4	0.0	0.0	0.0
6th	354	91	63.8	28.8	4.8	1.7	0.8	0.0	0.0
7th	299	97	34.1	35.5	18.7	5.7	2.3	2.0	1.7
8th	288	79	20.5	35.1	21.5	10.8	8.3	1.0	2.8
9th	177	81	19.8	24.9	20.9	15.8	13.6	4.0	1.1
10th	181	58	7.7	6.6	17.1	22.1	21.0	18.8	6.6
11th	171	55	6.4	8.8	8.8	13.5	23.4	26.9	12.3
12th	147	75	7.5	7.5	8.8	18.4	24.5	27.2	6.1
Total	2090	625	40.9	21.5	11.6	8.5	8.2	6.5	2.8

**2.54 - Percent of Use -- Cocaine (crack, etc)**

<i>Grade Level</i>	<i>N of Valid</i>	<i>N of Miss</i>	<i>None</i>	<i>Less Than 5</i>	<i>5 to 15</i>	<i>16 to 25</i>	<i>26 to 50</i>	<i>51 to 75</i>	<i>76 to 100</i>
4th	186	41	92.5	7.5	0.0	0.0	0.0	0.0	0.0
5th	276	59	88.8	10.1	1.1	0.0	0.0	0.0	0.0
6th	348	97	81.3	15.5	2.0	0.9	0.3	0.0	0.0
7th	292	104	61.0	30.5	3.8	2.1	1.7	0.7	0.3
8th	287	80	49.1	34.5	8.0	3.5	3.1	0.7	1.0
9th	163	95	36.2	41.7	12.3	4.3	4.3	1.2	0.0
10th	177	62	16.9	33.3	25.4	10.2	10.2	3.4	0.6
11th	158	68	15.2	30.4	17.1	16.5	12.0	8.2	0.6
12th	141	81	14.9	35.5	19.1	17.7	8.5	2.8	1.4
Total	2028	687	56.9	25.1	8.0	4.7	3.5	1.4	0.4

**2.55 - Percent of Use -- Uppers (stimulants)**

<i>Grade Level</i>	<i>N of Valid</i>	<i>N of Miss</i>	<i>None</i>	<i>Less Than 5</i>	<i>5 to 15</i>	<i>16 to 25</i>	<i>26 to 50</i>	<i>51 to 75</i>	<i>76 to 100</i>
4th	185	42	90.8	8.1	0.0	0.5	0.5	0.0	0.0
5th	284	51	87.3	10.9	1.8	0.0	0.0	0.0	0.0
6th	345	100	82.3	14.5	2.0	0.9	0.3	0.0	0.0
7th	291	105	59.8	30.9	4.5	2.1	1.7	0.7	0.3
8th	281	86	48.4	34.5	8.9	3.2	2.8	1.1	1.1
9th	163	95	31.9	44.8	14.7	5.5	1.8	0.6	0.6
10th	170	69	15.9	32.9	27.6	10.0	8.2	4.7	0.6
11th	149	77	14.8	30.9	12.1	18.1	15.4	7.4	1.3
12th	138	84	13.8	31.2	21.0	16.7	11.6	5.1	0.7
Total	2006	709	56.3	25.0	8.4	4.7	3.5	1.6	0.4

**2.56 - Percent of Use -- Downers (depressants)**

<i>Grade Level</i>	<i>N of Valid</i>	<i>N of Miss</i>	<i>None</i>	<i>Less Than 5</i>	<i>5 to 15</i>	<i>16 to 25</i>	<i>26 to 50</i>	<i>51 to 75</i>	<i>76 to 100</i>
4th	181	46	90.1	9.4	0.0	0.0	0.6	0.0	0.0
5th	280	55	87.1	11.1	1.8	0.0	0.0	0.0	0.0
6th	344	101	81.1	15.7	2.0	0.9	0.3	0.0	0.0
7th	298	98	61.4	28.9	5.7	1.3	2.0	0.3	0.3
8th	281	86	50.2	33.5	10.0	1.8	2.5	1.1	1.1
9th	163	95	35.6	43.6	14.1	4.3	1.8	0.0	0.6
10th	172	67	18.0	34.3	24.4	9.3	9.9	3.5	0.6
11th	155	71	16.8	32.3	16.8	15.5	14.2	3.2	1.3
12th	138	84	14.5	32.6	22.5	15.9	10.1	3.6	0.7
Total	2012	703	56.9	25.2	8.9	4.0	3.5	1.0	0.4

**2.57 - Percent of Use -- Inhalants (glue, etc)**

<i>Grade Level</i>	<i>N of Valid</i>	<i>N of Miss</i>	<i>None</i>	<i>Less Than 5</i>	<i>5 to 15</i>	<i>16 to 25</i>	<i>26 to 50</i>	<i>51 to 75</i>	<i>76 to 100</i>
4th	185	42	84.9	13.5	1.1	0.0	0.0	0.0	0.5
5th	281	54	82.6	12.8	3.9	0.4	0.4	0.0	0.0
6th	343	102	75.8	19.0	3.5	1.2	0.6	0.0	0.0
7th	301	95	51.2	29.6	12.6	3.7	1.7	0.7	0.7
8th	280	87	41.4	35.7	10.4	5.7	5.0	0.7	1.1
9th	166	92	34.3	41.6	16.3	5.4	1.8	0.0	0.6
10th	164	75	15.2	33.5	30.5	11.0	8.5	1.2	0.0
11th	148	78	16.9	33.1	16.9	18.2	11.5	2.0	1.4
12th	132	90	12.9	38.6	26.5	15.2	3.8	2.3	0.8
Total	2000	715	52.1	27.0	11.5	5.3	3.0	0.6	0.5

**2.58 - Percent of Use -- Hallucinogens (PCP, LSD, etc)**

<i>Grade Level</i>	<i>N of Valid</i>	<i>N of Miss</i>	<i>None</i>	<i>Less Than 5</i>	<i>5 to 15</i>	<i>16 to 25</i>	<i>26 to 50</i>	<i>51 to 75</i>	<i>76 to 100</i>
4th	189	38	91.5	7.4	1.1	0.0	0.0	0.0	0.0
5th	282	53	88.3	11.3	0.4	0.0	0.0	0.0	0.0
6th	349	96	83.1	14.0	2.0	0.6	0.3	0.0	0.0
7th	297	99	67.3	23.9	4.7	1.7	1.7	0.3	0.3
8th	283	84	56.2	30.4	7.4	2.1	2.5	0.4	1.1
9th	162	96	40.1	48.8	6.8	3.7	0.6	0.0	0.0
10th	170	69	18.2	44.7	20.6	7.6	5.9	2.9	0.0
11th	145	81	20.7	39.3	11.7	16.6	8.3	2.1	1.4
12th	134	88	19.4	41.8	20.1	12.7	3.0	2.2	0.7
Total	2011	704	60.8	25.9	6.7	3.6	2.0	0.6	0.3

**2.59 - Percent of Use -- Heroin (opiates)**

<i>Grade Level</i>	<i>N of Valid</i>	<i>N of Miss</i>	<i>None</i>	<i>Less Than 5</i>	<i>5 to 15</i>	<i>16 to 25</i>	<i>26 to 50</i>	<i>51 to 75</i>	<i>76 to 100</i>
4th	187	40	93.0	5.9	0.5	0.0	0.5	0.0	0.0
5th	269	66	90.7	8.6	0.7	0.0	0.0	0.0	0.0
6th	347	98	84.4	13.0	1.7	0.6	0.3	0.0	0.0
7th	295	101	70.5	23.4	2.0	2.0	1.4	0.3	0.3
8th	285	82	61.8	27.7	5.6	1.1	2.5	0.4	1.1
9th	163	95	51.5	40.5	4.3	3.1	0.6	0.0	0.0
10th	169	70	29.0	43.2	14.2	7.1	5.9	0.6	0.0
11th	145	81	27.6	43.4	13.1	6.9	6.9	0.7	1.4
12th	136	86	24.3	45.6	19.9	6.6	1.5	2.2	0.0
Total	1996	719	65.2	24.6	5.4	2.4	1.8	0.4	0.3

**2.60 - Percent of Use -- Steroids**

<i>Grade Level</i>	<i>N of Valid</i>	<i>N of Miss</i>	<i>None</i>	<i>Less Than 5</i>	<i>5 to 15</i>	<i>16 to 25</i>	<i>26 to 50</i>	<i>51 to 75</i>	<i>76 to 100</i>
4th	179	48	90.5	8.9	0.0	0.6	0.0	0.0	0.0
5th	273	62	89.4	8.4	1.5	0.4	0.4	0.0	0.0
6th	345	100	82.6	13.9	2.3	0.9	0.3	0.0	0.0
7th	294	102	65.3	23.5	7.8	1.4	1.0	0.7	0.3
8th	284	83	53.5	31.3	9.5	1.8	2.1	0.7	1.1
9th	158	100	39.2	43.0	11.4	2.5	2.5	1.3	0.0
10th	166	73	17.5	37.3	23.5	12.0	7.8	1.8	0.0
11th	148	78	20.3	35.8	17.6	14.2	6.8	4.1	1.4
12th	137	85	17.5	34.3	27.7	12.4	5.8	2.2	0.0
Total	1984	731	59.5	23.9	9.2	3.8	2.3	0.9	0.3



## 2.7. When Does Your Child:

## 2.61 - When Does Your Child Use Cigarettes

<i>Grade Level</i>	<i>N of Valid</i>	<i>N of Miss</i>	<i>Do Not Use</i>	<i>Before School</i>	<i>During School</i>	<i>After School</i>	<i>Week Nights</i>	<i>Weekends</i>
4th	227	0	84.1	0.4	0.4	0.4	0.4	0.4
5th	335	0	91.0	0.0	0.0	0.3	0.0	0.0
6th	445	0	91.7	0.0	0.0	0.0	0.0	0.0
7th	396	0	91.9	0.5	0.0	1.0	0.5	0.5
8th	367	0	94.0	0.3	0.0	0.3	0.3	0.3
9th	258	0	89.1	0.4	0.0	1.2	0.8	1.6
10th	239	0	90.0	0.0	0.4	2.1	0.8	2.1
11th	226	0	85.0	2.7	3.5	4.0	3.5	7.5
12th	222	0	84.2	1.8	2.3	4.5	3.6	8.1
Total	2715	0	89.8	0.6	0.6	1.3	0.9	1.8

## 2.62 - When Does Your Child Use Smokeless Tobacco, Snuff, etc

<i>Grade Level</i>	<i>N of Valid</i>	<i>N of Miss</i>	<i>Do Not Use</i>	<i>Before School</i>	<i>During School</i>	<i>After School</i>	<i>Week Nights</i>	<i>Weekends</i>
4th	227	0	81.9	0.4	0.0	0.4	0.4	0.4
5th	335	0	87.5	0.0	0.0	0.0	0.0	0.0
6th	445	0	89.7	0.0	0.0	0.0	0.0	0.0
7th	396	0	91.7	0.0	0.0	0.5	0.0	0.0
8th	367	0	89.4	0.0	0.0	0.3	0.0	0.0
9th	258	0	87.2	0.0	0.0	0.0	0.0	0.0
10th	239	0	89.5	0.0	0.0	0.0	0.4	0.8
11th	226	0	89.8	0.0	0.0	0.4	0.4	0.9
12th	222	0	91.9	0.0	0.0	0.0	0.0	0.0
Total	2715	0	89.0	0.0	0.0	0.2	0.1	0.2

## 2.63 - When Does Your Child Use Cigars

<i>Grade Level</i>	<i>N of Valid</i>	<i>N of Miss</i>	<i>Do Not Use</i>	<i>Before School</i>	<i>During School</i>	<i>After School</i>	<i>Week Nights</i>	<i>Weekends</i>
4th	227	0	80.6	0.4	0.0	0.0	0.0	0.4
5th	335	0	86.0	0.0	0.0	0.0	0.0	0.0
6th	445	0	90.1	0.0	0.0	0.0	0.0	0.0
7th	396	0	89.9	0.0	0.0	0.3	0.5	0.3
8th	367	0	88.3	0.0	0.0	0.0	0.0	0.0
9th	258	0	85.7	0.0	0.0	0.0	0.0	0.0
10th	239	0	90.4	0.0	0.0	0.0	0.0	0.4
11th	226	0	90.7	0.0	0.0	0.9	0.9	0.4
12th	222	0	86.0	0.0	0.0	0.0	0.5	1.8
Total	2715	0	87.8	0.0	0.0	0.1	0.2	0.3

**2.64 - When Does Your Child Use Beer**

<i>Grade Level</i>	<i>N of Valid</i>	<i>N of Miss</i>	<i>Do Not Use</i>	<i>Before School</i>	<i>During School</i>	<i>After School</i>	<i>Week Nights</i>	<i>Weekends</i>
4th	227	0	81.1	0.4	0.4	0.4	0.4	0.4
5th	335	0	85.7	0.0	0.0	0.0	0.0	0.0
6th	445	0	85.8	0.0	0.0	0.0	0.0	0.0
7th	396	0	87.6	0.5	0.0	0.3	0.5	1.0
8th	367	0	88.8	0.0	0.0	0.0	0.0	0.0
9th	258	0	82.2	0.0	0.0	0.8	0.8	2.3
10th	239	0	80.3	0.0	0.0	0.4	0.4	9.2
11th	226	0	63.3	0.4	0.4	0.9	2.7	27.0
12th	222	0	60.4	0.0	0.0	0.5	0.5	27.9
Total	2715	0	81.3	0.1	0.1	0.3	0.5	5.7

**2.65 - When Does Your Child Use Wine Coolers**

<i>Grade Level</i>	<i>N of Valid</i>	<i>N of Miss</i>	<i>Do Not Use</i>	<i>Before School</i>	<i>During School</i>	<i>After School</i>	<i>Week Nights</i>	<i>Weekends</i>
4th	227	0	79.3	0.0	0.0	0.0	0.0	0.0
5th	335	0	84.2	0.0	0.0	0.0	0.0	0.0
6th	445	0	86.1	0.0	0.0	0.0	0.0	0.0
7th	396	0	86.6	0.3	0.0	0.3	0.3	2.0
8th	367	0	86.6	0.0	0.0	0.3	0.0	0.3
9th	258	0	83.7	0.0	0.0	0.4	0.0	1.2
10th	239	0	86.2	0.0	0.0	0.4	0.4	2.1
11th	226	0	80.1	0.0	0.4	0.0	0.4	12.4
12th	222	0	77.5	0.0	0.0	0.5	0.0	11.3
Total	2715	0	84.0	0.0	0.0	0.2	0.1	2.6

**2.66 - When Does Your Child Use Liquor**

<i>Grade Level</i>	<i>N of Valid</i>	<i>N of Miss</i>	<i>Do Not Use</i>	<i>Before School</i>	<i>During School</i>	<i>After School</i>	<i>Week Nights</i>	<i>Weekends</i>
4th	227	0	80.2	0.4	0.4	0.4	0.4	0.4
5th	335	0	85.4	0.0	0.0	0.0	0.0	0.0
6th	445	0	84.9	0.0	0.0	0.0	0.0	0.2
7th	396	0	85.4	0.0	0.0	0.3	0.3	1.3
8th	367	0	87.5	0.0	0.0	0.0	0.0	0.0
9th	258	0	80.6	0.0	0.0	0.0	0.0	1.2
10th	239	0	84.9	0.0	0.0	0.4	0.4	4.2
11th	226	0	73.0	0.0	0.4	0.4	2.2	16.8
12th	222	0	73.9	0.0	0.0	0.0	0.9	13.5
Total	2715	0	82.7	0.0	0.1	0.1	0.4	3.2

**2.67 - When Does Your Child Use Marijuana**

<i>Grade Level</i>	<i>N of Valid</i>	<i>N of Miss</i>	<i>Do Not Use</i>	<i>Before School</i>	<i>During School</i>	<i>After School</i>	<i>Week Nights</i>	<i>Weekends</i>
4th	227	0	81.1	0.4	0.4	0.4	0.4	0.4
5th	335	0	84.8	0.0	0.0	0.0	0.0	0.0
6th	445	0	85.8	0.0	0.0	0.0	0.0	0.0
7th	396	0	86.4	0.3	0.0	0.8	0.0	0.3
8th	367	0	85.8	0.0	0.0	0.0	0.0	0.0
9th	258	0	84.5	0.0	0.0	0.4	0.0	0.8
10th	239	0	86.6	0.0	0.0	0.4	0.4	2.5
11th	226	0	78.8	0.9	0.9	2.2	1.8	8.4
12th	222	0	79.7	0.0	0.0	0.9	0.9	5.4
Total	2715	0	84.2	0.1	0.1	0.5	0.3	1.5

**2.68 - When Does Your Child Use Cocaine (crack, etc)**

<i>Grade Level</i>	<i>N of Valid</i>	<i>N of Miss</i>	<i>Do Not Use</i>	<i>Before School</i>	<i>During School</i>	<i>After School</i>	<i>Week Nights</i>	<i>Weekends</i>
4th	227	0	80.6	0.4	0.4	0.4	0.4	0.4
5th	335	0	86.6	0.0	0.0	0.0	0.0	0.0
6th	445	0	84.9	0.0	0.0	0.0	0.0	0.0
7th	396	0	88.1	0.3	0.0	0.0	0.3	0.0
8th	367	0	85.0	0.0	0.0	0.0	0.0	0.0
9th	258	0	83.7	0.0	0.0	0.0	0.0	0.0
10th	239	0	85.8	0.0	0.0	0.0	0.0	0.0
11th	226	0	85.4	0.0	0.0	0.4	0.4	1.8
12th	222	0	84.7	0.0	0.0	0.0	0.0	0.0
Total	2715	0	85.2	0.1	0.0	0.1	0.1	0.2

**2.69 - When Does Your Child Use Uppers (stimulants)**

<i>Grade Level</i>	<i>N of Valid</i>	<i>N of Miss</i>	<i>Do Not Use</i>	<i>Before School</i>	<i>During School</i>	<i>After School</i>	<i>Week Nights</i>	<i>Weekends</i>
4th	227	0	78.4	0.0	0.0	0.0	0.0	0.0
5th	335	0	86.9	0.0	0.0	0.0	0.0	0.0
6th	445	0	85.6	0.0	0.0	0.0	0.0	0.0
7th	396	0	87.1	0.3	0.0	0.0	0.0	0.0
8th	367	0	85.8	0.0	0.0	0.0	0.0	0.0
9th	258	0	81.4	0.0	0.0	0.0	0.0	0.0
10th	239	0	85.8	0.0	0.0	0.0	0.0	0.0
11th	226	0	85.0	0.4	0.4	0.4	1.3	0.9
12th	222	0	81.1	0.0	0.0	0.0	0.0	0.0
Total	2715	0	84.6	0.1	0.0	0.0	0.1	0.1

**2.70 - When Does Your Child Use Downers (depressants)**

<i>Grade Level</i>	<i>N of Valid</i>	<i>N of Miss</i>	<i>Do Not Use</i>	<i>Before School</i>	<i>During School</i>	<i>After School</i>	<i>Week Nights</i>	<i>Weekends</i>
4th	227	0	78.4	0.0	0.0	0.0	0.0	0.4
5th	335	0	85.1	0.0	0.0	0.0	0.0	0.0
6th	445	0	83.8	0.0	0.0	0.0	0.0	0.0
7th	396	0	86.6	0.3	0.0	0.3	0.0	0.0
8th	367	0	83.9	0.0	0.0	0.0	0.0	0.0
9th	258	0	81.0	0.0	0.0	0.0	0.0	0.0
10th	239	0	86.2	0.0	0.0	0.0	0.0	0.0
11th	226	0	85.4	0.4	0.9	0.9	1.3	1.3
12th	222	0	82.0	0.0	0.0	0.0	0.0	0.0
Total	2715	0	83.9	0.1	0.1	0.1	0.1	0.1

**2.71 - When Does Your Child Use Inhalants (glue, etc)**

<i>Grade Level</i>	<i>N of Valid</i>	<i>N of Miss</i>	<i>Do Not Use</i>	<i>Before School</i>	<i>During School</i>	<i>After School</i>	<i>Week Nights</i>	<i>Weekends</i>
4th	227	0	81.1	0.4	0.4	0.4	0.4	0.4
5th	335	0	86.9	0.0	0.0	0.0	0.0	0.0
6th	445	0	82.2	0.0	0.0	0.0	0.0	0.0
7th	396	0	85.9	0.0	0.3	0.3	0.5	0.3
8th	367	0	84.7	0.0	0.0	0.0	0.0	0.0
9th	258	0	80.6	0.0	0.0	0.0	0.0	0.0
10th	239	0	86.2	0.0	0.0	0.0	0.0	0.0
11th	226	0	85.4	0.0	0.0	0.4	0.9	0.9
12th	222	0	82.4	0.0	0.0	0.0	0.0	0.0
Total	2715	0	84.1	0.0	0.1	0.1	0.2	0.1

**2.72 - When Does Your Child Use Hallucinogens (PCP, LSD, etc)**

<i>Grade Level</i>	<i>N of Valid</i>	<i>N of Miss</i>	<i>Do Not Use</i>	<i>Before School</i>	<i>During School</i>	<i>After School</i>	<i>Week Nights</i>	<i>Weekends</i>
4th	227	0	77.1	0.0	0.0	0.0	0.0	0.0
5th	335	0	82.7	0.0	0.0	0.0	0.0	0.0
6th	445	0	84.7	0.0	0.0	0.0	0.0	0.0
7th	396	0	86.9	0.3	0.0	0.0	0.5	0.0
8th	367	0	83.1	0.0	0.0	0.0	0.0	0.0
9th	258	0	81.0	0.0	0.0	0.0	0.0	0.0
10th	239	0	84.1	0.0	0.0	0.0	0.0	0.0
11th	226	0	82.3	0.0	0.4	0.9	0.4	0.9
12th	222	0	82.9	0.0	0.0	0.0	0.0	0.0
Total	2715	0	83.2	0.0	0.0	0.1	0.1	0.1

**2.73 - When Does Your Child Use Heroin (opiates)**

<i>Grade Level</i>	<i>N of Valid</i>	<i>N of Miss</i>	<i>Do Not Use</i>	<i>Before School</i>	<i>During School</i>	<i>After School</i>	<i>Week Nights</i>	<i>Weekends</i>
4th	227	0	76.7	0.4	0.4	0.4	0.4	0.4
5th	335	0	83.0	0.0	0.0	0.0	0.0	0.0
6th	445	0	82.2	0.0	0.0	0.0	0.0	0.0
7th	396	0	86.4	0.0	0.0	0.5	0.0	0.0
8th	367	0	82.3	0.0	0.0	0.0	0.0	0.0
9th	258	0	80.2	0.0	0.0	0.0	0.0	0.0
10th	239	0	85.8	0.0	0.0	0.0	0.0	0.0
11th	226	0	82.7	0.0	0.0	0.4	0.4	0.9
12th	222	0	81.1	0.0	0.0	0.0	0.0	0.0
Total	2715	0	82.5	0.0	0.0	0.1	0.1	0.1

**2.74 - When Does Your Child Use Steroids**

<i>Grade Level</i>	<i>N of Valid</i>	<i>N of Miss</i>	<i>Do Not Use</i>	<i>Before School</i>	<i>During School</i>	<i>After School</i>	<i>Week Nights</i>	<i>Weekends</i>
4th	227	0	79.3	0.0	0.0	0.0	0.0	0.0
5th	335	0	84.2	0.0	0.0	0.0	0.0	0.0
6th	445	0	83.4	0.2	0.0	0.2	0.0	0.0
7th	396	0	87.1	0.0	0.3	0.3	0.0	0.0
8th	367	0	83.4	0.0	0.0	0.0	0.0	0.0
9th	258	0	79.8	0.0	0.0	0.0	0.0	0.0
10th	239	0	87.0	0.0	0.0	0.0	0.0	0.0
11th	226	0	82.7	0.4	0.4	0.4	0.4	1.3
12th	222	0	82.4	0.0	0.0	0.0	0.0	0.0
Total	2715	0	83.5	0.1	0.1	0.1	0.0	0.1

## 2.8. How Easy Is It For Students In Your Child's Grade To Get:

**2.75 - Easy To Get Cigarettes**

<i>Grade Level</i>	<i>N of Valid</i>	<i>N of Miss</i>	<i>Can't Get</i>	<i>Fairly Hard</i>	<i>Fairly Easy</i>	<i>Very Easy</i>	<i>Don't Know</i>
4th	190	37	40.0	20.5	11.6	9.5	18.4
5th	301	34	38.5	23.6	13.6	8.0	16.3
6th	406	39	20.2	25.9	24.6	10.8	18.5
7th	364	32	10.4	17.6	34.1	17.9	20.1
8th	333	34	8.4	15.3	29.7	30.9	15.6
9th	232	26	3.4	13.8	36.2	29.7	16.8
10th	222	17	2.7	6.3	26.1	51.8	13.1
11th	214	12	3.3	2.8	23.8	60.7	9.3
12th	200	22	1.5	3.5	23.0	63.0	9.0
Total	2462	253	14.8	15.8	25.4	28.2	15.8

**2.76 - Easy To Get Smokeless Tobacco, Snuff, etc**

<i>Grade Level</i>	<i>N of Valid</i>	<i>N of Miss</i>	<i>Can't Get</i>	<i>Fairly Hard</i>	<i>Fairly Easy</i>	<i>Very Easy</i>	<i>Don't Know</i>
4th	186	41	47.8	20.4	8.6	5.4	17.7
5th	300	35	44.0	24.0	10.3	3.3	18.3
6th	401	44	27.9	27.7	17.0	5.5	21.9
7th	358	38	14.5	21.5	24.3	12.6	27.1
8th	331	36	11.2	19.0	26.9	19.9	23.0
9th	226	32	7.5	15.5	31.9	16.4	28.8
10th	218	21	5.0	7.8	25.2	33.0	28.9
11th	206	20	5.8	4.4	22.3	39.8	27.7
12th	192	30	2.6	6.2	20.8	47.9	22.4
Total	2418	297	19.3	17.9	20.8	18.0	23.9

**2.77 - Easy To Get Cigars**

<i>Grade Level</i>	<i>N of Valid</i>	<i>N of Miss</i>	<i>Can't Get</i>	<i>Fairly Hard</i>	<i>Fairly Easy</i>	<i>Very Easy</i>	<i>Don't Know</i>
4th	184	43	47.8	23.4	7.1	3.8	17.9
5th	297	38	46.5	24.6	8.1	4.0	16.8
6th	391	54	27.4	28.9	18.2	4.6	21.0
7th	352	44	17.0	22.4	23.6	11.4	25.6
8th	325	42	13.5	17.8	30.8	16.6	21.2
9th	221	37	7.2	16.3	31.2	18.6	26.7
10th	220	19	5.9	12.3	26.4	30.0	25.5
11th	204	22	5.4	7.4	23.5	39.7	24.0
12th	188	34	3.2	4.3	26.6	43.6	22.3
Total	2382	333	20.3	19.0	21.7	16.8	22.3

**2.78 - Easy To Get Beer**

<i>Grade Level</i>	<i>N of Valid</i>	<i>N of Miss</i>	<i>Can't Get</i>	<i>Fairly Hard</i>	<i>Fairly Easy</i>	<i>Very Easy</i>	<i>Don't Know</i>
4th	190	37	45.3	21.6	10.0	7.9	15.3
5th	286	49	42.0	23.8	15.0	5.2	14.0
6th	388	57	23.2	26.0	19.6	10.6	20.6
7th	354	42	14.7	22.6	27.1	16.1	19.5
8th	318	49	9.7	20.8	29.6	23.3	16.7
9th	220	38	6.8	19.5	30.0	24.5	19.1
10th	213	26	4.2	8.9	30.0	41.3	15.5
11th	208	18	2.9	5.3	33.2	51.4	7.2
12th	190	32	0.5	9.5	30.0	49.5	10.5
Total	2367	348	17.3	18.9	24.7	23.0	16.1

**2.79 - Easy To Get Wine Coolers**

<i>Grade Level</i>	<i>N of Valid</i>	<i>N of Miss</i>	<i>Can't Get</i>	<i>Fairly Hard</i>	<i>Fairly Easy</i>	<i>Very Easy</i>	<i>Don't Know</i>
4th	188	39	47.3	20.7	9.6	6.4	16.0
5th	289	46	43.6	21.8	14.9	4.5	15.2
6th	393	52	26.5	25.2	19.3	8.7	20.4
7th	353	43	14.4	22.7	26.9	13.9	22.1
8th	314	53	11.5	20.4	32.8	18.5	16.9
9th	218	40	7.3	19.3	30.3	21.6	21.6
10th	213	26	4.7	12.2	26.8	39.4	16.9
11th	206	20	3.4	4.4	32.5	48.1	11.7
12th	191	31	0.5	8.9	31.4	45.5	13.6
Total	2365	350	18.6	18.6	24.7	20.4	17.7

**2.80 - Easy To Get Liquor**

<i>Grade Level</i>	<i>N of Valid</i>	<i>N of Miss</i>	<i>Can't Get</i>	<i>Fairly Hard</i>	<i>Fairly Easy</i>	<i>Very Easy</i>	<i>Don't Know</i>
4th	185	42	47.0	21.1	9.2	7.6	15.1
5th	287	48	46.7	20.9	12.2	4.5	15.7
6th	388	57	28.6	24.5	18.6	7.5	20.9
7th	352	44	17.9	24.4	22.7	11.1	23.9
8th	314	53	10.8	23.9	30.3	17.2	17.8
9th	218	40	8.3	21.6	28.4	20.6	21.1
10th	216	23	3.7	15.7	30.1	32.9	17.6
11th	199	27	4.5	9.0	30.2	42.2	14.1
12th	186	36	2.2	12.9	28.0	40.9	16.1
Total	2345	370	20.0	20.4	22.9	18.1	18.6

**2.81 - Easy To Get Marijuana**

<i>Grade Level</i>	<i>N of Valid</i>	<i>N of Miss</i>	<i>Can't Get</i>	<i>Fairly Hard</i>	<i>Fairly Easy</i>	<i>Very Easy</i>	<i>Don't Know</i>
4th	180	47	54.4	23.9	2.2	2.2	17.2
5th	292	43	53.4	20.9	7.2	2.1	16.4
6th	385	60	34.8	26.5	11.2	4.2	23.4
7th	354	42	20.1	27.4	18.4	6.2	28.0
8th	321	46	15.0	23.1	29.6	10.6	21.8
9th	216	42	8.3	20.8	27.3	16.7	26.9
10th	208	31	4.3	10.1	34.6	31.7	19.2
11th	201	25	6.5	7.5	32.8	37.3	15.9
12th	184	38	2.7	7.6	29.9	34.2	25.5
Total	2341	374	23.6	20.2	20.5	13.8	22.0

**2.82 - Easy To Get Cocaine (crack, etc)**

<i>Grade Level</i>	<i>N of Valid</i>	<i>N of Miss</i>	<i>Can't Get</i>	<i>Fairly Hard</i>	<i>Fairly Easy</i>	<i>Very Easy</i>	<i>Don't Know</i>
4th	184	43	60.9	18.5	1.1	2.2	17.4
5th	285	50	62.1	17.2	2.5	0.4	17.9
6th	379	66	41.4	27.7	4.0	1.6	25.3
7th	349	47	28.4	30.1	7.7	3.2	30.7
8th	318	49	19.8	37.4	12.3	1.9	28.6
9th	216	42	16.2	27.8	13.4	7.4	35.2
10th	213	26	7.0	24.9	20.2	11.7	36.2
11th	194	32	8.8	21.6	21.1	13.9	34.5
12th	178	44	3.9	20.2	24.2	9.0	42.7
Total	2316	399	29.4	26.0	10.6	4.8	29.1

**2.83 - Easy To Get Uppers (stimulants)**

<i>Grade Level</i>	<i>N of Valid</i>	<i>N of Miss</i>	<i>Can't Get</i>	<i>Fairly Hard</i>	<i>Fairly Easy</i>	<i>Very Easy</i>	<i>Don't Know</i>
4th	183	44	59.0	18.0	2.2	2.2	18.6
5th	287	48	59.9	18.8	2.4	0.7	18.1
6th	373	72	42.1	25.5	4.8	1.9	25.7
7th	351	45	27.4	28.8	8.5	2.8	32.5
8th	310	57	20.0	36.8	10.3	2.9	30.0
9th	216	42	13.0	31.0	13.9	6.5	35.6
10th	205	34	5.4	23.9	22.0	11.2	37.6
11th	193	33	8.3	20.7	20.7	14.5	35.8
12th	181	41	3.3	17.1	26.0	9.9	43.6
Total	2299	416	28.5	25.4	11.0	5.0	30.1



**2.84 - Easy To Get Downers (depressants)**

<i>Grade Level</i>	<i>N of Valid</i>	<i>N of Miss</i>	<i>Can't Get</i>	<i>Fairly Hard</i>	<i>Fairly Easy</i>	<i>Very Easy</i>	<i>Don't Know</i>
4th	184	43	58.7	19.0	1.6	1.6	19.0
5th	286	49	59.8	18.2	2.8	0.7	18.5
6th	373	72	42.1	25.5	5.4	2.1	24.9
7th	351	45	27.9	27.4	8.5	2.3	33.9
8th	309	58	20.4	38.2	9.1	2.6	29.8
9th	213	45	13.6	29.6	13.1	7.0	36.6
10th	203	36	5.9	22.2	22.2	10.8	38.9
11th	199	27	8.0	21.1	19.1	14.1	37.7
12th	178	44	4.5	19.1	23.6	7.9	44.9
Total	2296	419	28.8	25.3	10.5	4.7	30.7

**2.85 - Easy To Get Inhalants (glue, etc)**

<i>Grade Level</i>	<i>N of Valid</i>	<i>N of Miss</i>	<i>Can't Get</i>	<i>Fairly Hard</i>	<i>Fairly Easy</i>	<i>Very Easy</i>	<i>Don't Know</i>
4th	186	41	54.3	14.5	5.9	8.1	17.2
5th	294	41	53.1	13.3	8.2	7.5	18.0
6th	373	72	37.5	22.0	9.4	8.8	22.3
7th	348	48	22.7	19.3	15.5	13.5	29.0
8th	314	53	15.9	24.2	17.5	17.5	24.8
9th	214	44	10.7	20.6	15.0	21.5	32.2
10th	206	33	6.3	16.0	18.4	27.2	32.0
11th	198	28	8.6	13.6	19.7	26.3	31.8
12th	180	42	3.9	10.0	21.7	25.6	38.9
Total	2313	402	25.3	17.9	14.1	16.1	26.6

**2.86 - Easy To Get Hallucinogens (PCP, LSD, etc)**

<i>Grade Level</i>	<i>N of Valid</i>	<i>N of Miss</i>	<i>Can't Get</i>	<i>Fairly Hard</i>	<i>Fairly Easy</i>	<i>Very Easy</i>	<i>Don't Know</i>
4th	187	40	59.4	19.3	0.0	2.1	19.3
5th	287	48	62.0	17.1	2.1	0.3	18.5
6th	379	66	43.0	27.7	3.4	1.3	24.5
7th	351	45	29.6	27.1	7.7	1.4	34.2
8th	312	55	22.4	35.9	9.0	1.3	31.4
9th	207	51	15.5	30.4	11.1	5.3	37.7
10th	203	36	8.4	27.1	16.3	9.4	38.9
11th	197	29	9.1	24.9	15.7	10.2	40.1
12th	183	39	4.4	20.8	16.4	7.1	51.4
Total	2306	409	30.4	26.1	8.3	3.6	31.7

**2.87 - Easy To Get Heroin (opiates)**

<i>Grade Level</i>	<i>N of Valid</i>	<i>N of Miss</i>	<i>Can't Get</i>	<i>Fairly Hard</i>	<i>Fairly Easy</i>	<i>Very Easy</i>	<i>Don't Know</i>
4th	185	42	59.5	20.0	0.0	1.6	18.9
5th	286	49	62.2	16.1	2.1	0.3	19.2
6th	382	63	45.8	25.7	2.4	1.3	24.9
7th	356	40	31.5	25.8	7.3	1.4	34.0
8th	315	52	24.1	36.5	7.0	1.0	31.4
9th	214	44	18.7	27.1	7.9	6.5	39.7
10th	203	36	9.9	30.5	11.3	7.9	40.4
11th	199	27	12.1	26.1	13.1	8.0	40.7
12th	174	48	4.6	25.9	14.9	2.9	51.7
Total	2314	401	32.1	26.1	6.7	2.9	32.1

**2.88 - Easy To Get Steroids**

<i>Grade Level</i>	<i>N of Valid</i>	<i>N of Miss</i>	<i>Can't Get</i>	<i>Fairly Hard</i>	<i>Fairly Easy</i>	<i>Very Easy</i>	<i>Don't Know</i>
4th	190	37	58.4	18.4	1.1	2.6	19.5
5th	282	53	61.3	16.3	2.8	0.4	19.1
6th	365	80	41.1	26.3	5.2	1.9	25.5
7th	349	47	28.1	25.8	7.7	1.7	36.7
8th	312	55	18.9	36.9	10.9	2.2	31.1
9th	207	51	15.5	27.1	10.1	9.7	37.7
10th	205	34	6.8	24.4	18.0	11.2	39.5
11th	197	29	8.1	23.4	20.3	12.7	35.5
12th	178	44	2.8	19.7	21.3	8.4	47.8
Total	2285	430	28.8	24.9	9.9	4.8	31.6

## 2.9. Effectiveness of Solutions

**2.89 - School-based Education About The Harmful Effects of Drug And Alcohol Use**

<i>Grade Level</i>	<i>N of Valid</i>	<i>N of Miss</i>	<i>1 - Not Effective</i>	<i>2</i>	<i>3</i>	<i>4</i>	<i>5 - Very Effective</i>
4th	205	22	2.9	5.4	28.3	27.8	35.6
5th	308	27	1.3	3.9	29.2	31.5	34.1
6th	415	30	2.4	3.1	33.3	31.8	29.4
7th	377	19	3.4	7.2	30.5	34.2	24.7
8th	338	29	1.8	10.9	39.1	33.4	14.8
9th	235	23	3.0	8.9	34.9	29.4	23.8
10th	226	13	2.7	12.8	43.4	28.8	12.4
11th	217	9	5.1	10.1	41.5	23.5	19.8
12th	201	21	3.0	11.4	41.8	29.9	13.9
Total	2522	193	2.7	7.7	35.2	30.7	23.7

**2.90 - Religious Institutions Providing Drug Education To Young People**

<i>Grade Level</i>	<i>N of Valid</i>	<i>N of Miss</i>	<i>1 - Not Effective</i>	<i>2</i>	<i>3</i>	<i>4</i>	<i>5 - Very Effective</i>
4th	205	22	4.9	10.2	29.3	28.3	27.3
5th	305	30	4.6	9.2	37.4	23.3	25.6
6th	407	38	5.9	13.0	36.6	24.1	20.4
7th	363	33	6.1	14.0	37.5	24.5	17.9
8th	337	30	9.2	18.7	39.8	23.7	8.6
9th	232	26	5.6	20.3	38.8	17.7	17.7
10th	220	19	12.7	20.9	36.8	21.4	8.2
11th	213	13	12.2	21.6	39.0	16.9	10.3
12th	200	22	9.0	18.5	40.0	23.5	9.0
Total	2482	233	7.5	15.8	37.3	22.8	16.5

**2.91 - Parents Providing Drug Education To Their Children**

<i>Grade Level</i>	<i>N of Valid</i>	<i>N of Miss</i>	<i>1 - Not Effective</i>	<i>2</i>	<i>3</i>	<i>4</i>	<i>5 - Very Effective</i>
4th	206	21	1.5	1.9	11.2	26.2	59.2
5th	308	27	0.3	2.9	14.6	31.2	51.0
6th	417	28	0.7	3.1	15.8	27.6	52.8
7th	373	23	2.4	4.6	14.5	32.2	46.4
8th	341	26	0.6	5.3	20.5	38.4	35.2
9th	234	24	0.4	3.8	17.5	32.1	46.2
10th	223	16	1.8	5.4	21.5	35.0	36.3
11th	217	9	2.8	6.9	23.0	34.1	33.2
12th	201	21	1.0	4.0	27.4	34.8	32.8
Total	2520	195	1.2	4.2	17.9	32.3	44.4

**2.92 - Parents Taking Responsibility For Their Children's Use Of Drugs And Alcohol**

<i>Grade Level</i>	<i>N of Valid</i>	<i>N of Miss</i>	<i>1 - Not Effective</i>	<i>2</i>	<i>3</i>	<i>4</i>	<i>5 - Very Effective</i>
4th	205	22	2.0	2.4	15.6	22.0	58.0
5th	307	28	1.3	4.6	15.0	26.7	52.4
6th	413	32	2.4	4.8	16.5	25.4	50.8
7th	368	28	4.6	8.2	13.6	24.2	49.5
8th	336	31	2.7	6.8	22.6	28.6	39.3
9th	236	22	3.4	5.5	13.6	26.7	50.8
10th	223	16	5.4	5.4	14.8	26.5	48.0
11th	216	10	5.6	7.4	19.4	23.1	44.4
12th	202	20	2.5	4.5	17.8	29.7	45.5
Total	2506	209	3.2	5.7	16.6	25.9	48.6

**2.93 - News Media, Schools and Police in Keeping Parents/Public Informed About Student Drug Use and Violence**

<i>Grade Level</i>	<i>N of Valid</i>	<i>N of Miss</i>	<i>1 - Not Effective</i>	<i>2</i>	<i>3</i>	<i>4</i>	<i>5 - Very Effective</i>
4th	209	18	3.3	5.7	23.9	30.6	36.4
5th	303	32	2.0	7.6	33.3	27.4	29.7
6th	408	37	3.4	8.3	28.7	32.8	26.7
7th	368	28	4.1	10.9	27.7	30.7	26.6
8th	334	33	3.9	13.8	35.0	28.4	18.9
9th	232	26	3.0	9.9	32.3	29.3	25.4
10th	224	15	4.0	12.1	31.7	27.7	24.6
11th	217	9	6.0	13.8	34.6	25.3	20.3
12th	199	23	5.0	10.6	33.7	30.2	20.6
Total	2494	221	3.8	10.3	31.1	29.4	25.5

**2.94 - Support by Civic and Service Organizations for Drug and Alcohol Abuse Prevention Activities**

<i>Grade Level</i>	<i>N of Valid</i>	<i>N of Miss</i>	<i>1 - Not Effective</i>	<i>2</i>	<i>3</i>	<i>4</i>	<i>5 - Very Effective</i>
4th	205	22	3.9	5.4	30.2	35.1	25.4
5th	300	35	1.7	8.0	33.7	31.7	25.0
6th	407	38	2.0	9.1	36.9	30.7	21.4
7th	365	31	3.0	11.2	39.7	25.2	20.8
8th	327	40	3.7	14.1	47.7	24.2	10.4
9th	226	32	4.0	16.4	36.7	22.1	20.8
10th	223	16	4.9	15.2	40.8	22.4	16.6
11th	210	16	4.3	17.1	36.7	24.3	17.6
12th	196	26	5.1	14.3	39.8	26.0	14.8
Total	2459	256	3.4	12.0	38.3	27.0	19.3

**2.95 - Parent Groups Involved in Drug, Alcohol and Violence Prevention**

<i>Grade Level</i>	<i>N of Valid</i>	<i>N of Miss</i>	<i>1 - Not Effective</i>	<i>2</i>	<i>3</i>	<i>4</i>	<i>5 - Very Effective</i>
4th	203	24	3.4	4.4	26.6	32.5	33.0
5th	304	31	3.0	7.6	27.6	34.5	27.3
6th	404	41	2.7	7.4	34.9	27.2	27.7
7th	365	31	3.8	10.7	34.5	28.8	22.2
8th	331	36	3.0	12.1	37.2	32.9	14.8
9th	227	31	4.0	15.4	28.2	28.6	23.8
10th	224	15	4.9	14.7	34.4	25.0	21.0
11th	214	12	4.7	14.5	38.8	22.4	19.6
12th	199	23	5.0	14.1	33.2	29.1	18.6
Total	2471	244	3.7	10.8	33.1	29.2	23.1

**2.96 - Active Involvement of Business and Industry in the Prevention of Drug Use and Violence**

<i>Grade Level</i>	<i>N of Valid</i>	<i>N of Miss</i>	<i>1 - Not Effective</i>	<i>2</i>	<i>3</i>	<i>4</i>	<i>5 - Very Effective</i>
4th	201	26	5.0	8.5	34.8	29.9	21.9
5th	303	32	5.9	12.5	34.3	27.1	20.1
6th	403	42	4.7	13.2	37.0	25.6	19.6
7th	357	39	6.4	14.3	37.0	25.2	17.1
8th	327	40	6.1	21.7	41.3	21.7	9.2
9th	226	32	7.1	21.2	37.6	21.2	12.8
10th	219	20	10.5	23.7	31.1	21.5	13.2
11th	213	13	10.3	17.4	39.9	18.8	13.6
12th	194	28	6.2	20.6	38.1	21.1	13.9
Total	2443	272	6.7	16.7	36.9	23.8	15.9

**2.97 - Training Programs for Teachers and Other Professionals in the Community**

<i>Grade Level</i>	<i>N of Valid</i>	<i>N of Miss</i>	<i>1 - Not Effective</i>	<i>2</i>	<i>3</i>	<i>4</i>	<i>5 - Very Effective</i>
4th	204	23	2.5	4.4	27.5	37.3	28.4
5th	304	31	2.0	6.6	31.6	33.6	26.3
6th	404	41	1.0	6.2	33.2	33.9	25.7
7th	360	36	5.0	10.3	31.9	29.7	23.1
8th	325	42	4.0	10.8	40.6	29.5	15.1
9th	225	33	2.2	9.8	32.0	32.0	24.0
10th	222	17	3.6	13.5	33.8	31.5	17.6
11th	210	16	2.4	15.2	40.5	26.7	15.2
12th	199	23	2.5	12.6	38.2	30.2	16.6
Total	2453	262	2.8	9.6	34.3	31.6	21.7

**2.98 - Student Action Groups' Involvement in the Prevention of Drug Use and Violence**

<i>Grade Level</i>	<i>N of Valid</i>	<i>N of Miss</i>	<i>1 - Not Effective</i>	<i>2</i>	<i>3</i>	<i>4</i>	<i>5 - Very Effective</i>
4th	201	26	2.0	3.0	27.9	37.8	29.4
5th	302	33	1.7	6.3	29.1	31.5	31.5
6th	400	45	1.0	5.2	31.2	34.0	28.5
7th	362	34	5.0	9.1	30.7	29.6	25.7
8th	327	40	3.4	11.9	35.5	30.0	19.3
9th	227	31	2.2	8.4	27.8	34.4	27.3
10th	220	19	1.8	8.2	30.5	31.4	28.2
11th	210	16	4.3	11.4	34.8	27.6	21.9
12th	198	24	2.5	10.6	29.8	34.8	22.2
Total	2447	268	2.7	8.2	31.0	32.1	26.1

**2.99 - Alternative Activities for Young People in the Community**

<i>Grade Level</i>	<i>N of Valid</i>	<i>N of Miss</i>	<i>1 - Not Effective</i>	<i>2</i>	<i>3</i>	<i>4</i>	<i>5 - Very Effective</i>
4th	201	26	1.5	7.5	21.9	29.9	39.3
5th	298	37	2.7	5.0	24.5	25.8	41.9
6th	405	40	4.4	4.4	20.2	29.4	41.5
7th	364	32	8.2	6.6	21.4	28.6	35.2
8th	329	38	4.9	8.8	27.7	25.5	33.1
9th	227	31	3.1	10.6	21.6	28.2	36.6
10th	224	15	7.6	11.2	18.8	22.8	39.7
11th	215	11	7.4	13.5	22.8	27.4	28.8
12th	197	25	3.0	10.7	26.9	28.9	30.5
Total	2460	255	4.9	8.1	22.8	27.4	36.7

**2.100 - Early Help Programs for Students Who Are Beginning Drug and Alcohol Use**

<i>Grade Level</i>	<i>N of Valid</i>	<i>N of Miss</i>	<i>1 - Not Effective</i>	<i>2</i>	<i>3</i>	<i>4</i>	<i>5 - Very Effective</i>
4th	199	28	3.5	4.0	29.1	27.1	36.2
5th	294	41	2.0	6.8	28.6	25.5	37.1
6th	393	52	2.5	5.1	30.5	26.2	35.6
7th	358	38	6.1	10.3	28.8	26.8	27.9
8th	321	46	5.3	9.0	32.1	27.4	26.2
9th	222	36	3.6	9.9	25.2	29.3	32.0
10th	225	14	5.3	12.0	24.4	27.6	30.7
11th	209	17	3.3	13.4	28.2	23.9	31.1
12th	195	27	2.1	11.8	32.8	27.2	26.2
Total	2416	299	3.8	8.9	29.1	26.7	31.5

**2.101 - Treatment for Students Who Are Drug and/or Alcohol Dependent**

<i>Grade Level</i>	<i>N of Valid</i>	<i>N of Miss</i>	<i>1 - Not Effective</i>	<i>2</i>	<i>3</i>	<i>4</i>	<i>5 - Very Effective</i>
4th	193	34	3.1	5.7	27.5	27.5	36.3
5th	298	37	2.7	7.0	30.5	24.8	34.9
6th	390	55	3.1	4.9	32.1	28.7	31.3
7th	353	43	3.1	12.2	29.2	27.8	27.8
8th	322	45	4.0	11.8	32.0	26.4	25.8
9th	220	38	2.3	8.6	31.8	24.5	32.7
10th	219	20	3.2	8.7	31.5	27.4	29.2
11th	206	20	3.9	9.2	32.0	25.2	29.6
12th	194	28	1.5	11.3	32.5	26.8	27.8
Total	2395	320	3.0	8.8	31.0	26.7	30.4

**2.102 - Fund-raising to Provide Resources for School/Community Prevention Programs**

<i>Grade Level</i>	<i>N of Valid</i>	<i>N of Miss</i>	<i>1 - Not Effective</i>	<i>2</i>	<i>3</i>	<i>4</i>	<i>5 - Very Effective</i>
4th	195	32	5.6	6.2	37.9	25.6	24.6
5th	302	33	5.3	7.9	36.8	24.8	25.2
6th	394	51	3.8	9.4	39.1	25.6	22.1
7th	359	37	8.1	15.6	36.8	23.1	16.4
8th	322	45	5.0	17.7	40.1	23.3	14.0
9th	218	40	3.2	17.4	34.9	25.2	19.3
10th	218	21	7.3	18.8	34.9	21.1	17.9
11th	211	15	6.6	17.1	41.7	18.0	16.6
12th	192	30	5.7	16.1	46.4	21.9	9.9
Total	2411	304	5.6	13.8	38.5	23.4	18.7

**2.103 - Laws Prohibiting Use of Alcohol by Minors**

<i>Grade Level</i>	<i>N of Valid</i>	<i>N of Miss</i>	<i>1 - Not Effective</i>	<i>2</i>	<i>3</i>	<i>4</i>	<i>5 - Very Effective</i>
4th	198	29	4.5	6.1	30.3	26.3	32.8
5th	303	32	8.3	7.6	22.8	23.4	38.0
6th	399	46	7.0	16.5	26.1	21.6	28.8
7th	368	28	6.5	16.6	27.7	22.3	26.9
8th	328	39	10.1	19.2	29.3	21.0	20.4
9th	227	31	11.0	16.7	29.5	18.1	24.7
10th	221	18	15.8	17.6	29.4	14.0	23.1
11th	210	16	19.5	14.8	28.6	15.2	21.9
12th	198	24	16.2	17.7	29.8	19.2	17.2
Total	2452	263	10.3	15.0	27.8	20.5	26.4

**2.104 - Laws Prohibiting Use of Illicit Drugs**

<i>Grade Level</i>	<i>N of Valid</i>	<i>N of Miss</i>	<i>1 - Not Effective</i>	<i>2</i>	<i>3</i>	<i>4</i>	<i>5 - Very Effective</i>
4th	197	30	5.6	7.1	28.9	23.9	34.5
5th	302	33	7.9	7.9	25.8	21.2	37.1
6th	398	47	7.3	15.3	28.1	18.8	30.4
7th	364	32	7.7	14.8	27.2	22.3	28.0
8th	327	40	9.8	18.7	30.0	20.5	21.1
9th	228	30	11.0	16.2	28.1	17.5	27.2
10th	223	16	15.2	16.6	30.9	14.3	22.9
11th	215	11	20.0	14.0	27.0	15.8	23.3
12th	197	25	12.2	17.8	32.0	20.3	17.8
Total	2451	264	10.2	14.4	28.5	19.6	27.3

**2.105 - School Policy on Student Use of Drugs and Alcohol**

<i>Grade Level</i>	<i>N of Valid</i>	<i>N of Miss</i>	<i>1 - Not Effective</i>	<i>2</i>	<i>3</i>	<i>4</i>	<i>5 - Very Effective</i>
4th	196	31	4.1	3.1	25.5	30.1	37.2
5th	303	32	4.0	7.3	23.8	22.4	42.6
6th	394	51	5.6	11.4	24.1	24.4	34.5
7th	362	34	6.4	8.6	27.3	26.0	31.8
8th	331	36	4.5	12.7	28.4	27.2	27.2
9th	229	29	5.2	11.4	27.1	23.6	32.8
10th	221	18	7.7	15.8	28.1	19.5	29.0
11th	213	13	11.7	7.5	27.2	23.9	29.6
12th	198	24	6.6	15.2	28.8	29.3	20.2
Total	2447	268	6.0	10.3	26.5	25.1	32.1

**2.106 - Law Enforcement to Keep Drugs and Alcohol Away From Students**

<i>Grade Level</i>	<i>N of Valid</i>	<i>N of Miss</i>	<i>1 - Not Effective</i>	<i>2</i>	<i>3</i>	<i>4</i>	<i>5 - Very Effective</i>
4th	197	30	4.1	3.6	27.4	28.4	36.5
5th	303	32	4.6	8.6	24.1	23.1	39.6
6th	393	52	5.3	11.5	27.2	24.9	31.0
7th	362	34	5.5	12.7	27.3	24.0	30.4
8th	328	39	3.4	16.8	28.7	25.6	25.6
9th	224	34	6.7	13.4	30.4	21.0	28.6
10th	225	14	11.1	17.8	22.2	21.3	27.6
11th	213	13	8.0	18.3	26.3	23.0	24.4
12th	201	21	7.0	15.4	34.3	21.4	21.9
Total	2446	269	5.9	13.0	27.4	23.8	29.8



## TABLE OF CONTENTS

<b>1 STANDARD GRAPHICS</b> .....	1
1.1 When Does Your Child Use .....	2
<b>2 PERCENTAGE TABLES</b> .....	9
2.1 Parent Demographics .....	10
2.2 Student Demographics .....	12
2.3 Student Information .....	13
2.4 Community Information .....	19
2.5 Impressions About Drug Use .....	22
2.6 What Percent Of Students In Your Child's Grade Have Used .....	27
2.7 When Does Your Child: .....	32
2.8 How Easy Is It For Students In Your Child's Grade To Get: .....	37
2.9 Effectiveness of Solutions .....	42

## LIST OF TABLES

2.1 - Relation to Child .....	10
2.2 - Marital Status .....	10
2.3 - Ethnic Origin .....	10
2.4 - Age .....	11
2.5 - Sex of Child .....	12
2.6 - Use of Alcohol - My Child .....	12
2.7 - Use of Drugs - My Child .....	12
2.8 - My Child Makes Good Grades In School .....	13
2.9 - My Child Gets Into Trouble At School .....	13
2.10 - My Child attends church, synagogue, etc .....	13
2.11 - I Set Clear Rules For My Child .....	14
2.12 - I Talk To My Child About The Dangerous Effects of Using Drugs .....	14
2.13 - I Talk To My Child About The Dangerous Effects of Drinking Alcohol .....	14
2.14 - My Child Participates In Drug-free Activities Provided in My Community .....	15
2.15 - Our School Does a Good Job Of Teaching Kids About Harmful Effects of Drug Use .....	15
2.16 - Our School Does a Good Job Of Working With Parents Regarding Drug Abuse Prevention .....	15
2.17 - Law Enforcement Is Doing A Good Job In Keeping Alcohol Away From Students .....	16
2.18 - Law Enforcement Is Doing A Good Job In Keeping Drugs Away From Students .....	16
2.19 - I Am Afraid My Child Will Be Hurt At School .....	16
2.20 - Gangs Are A Threat To My Child At School .....	17
2.21 - My Child Has Been Threatened At School .....	17
2.22 - My Child Has Been Hit, Slapped, or Kicked At School .....	17
2.23 - I Punish My Child When He/She Breaks The Rules .....	18
2.24 - Gangs Are A Threat To My Child In My Community .....	18
2.25 - I Am Afraid My Child Will Be Hurt In My Community .....	18
2.26 - Drug And Alcohol Use Is A Big Problem Facing Youth In My Community .....	19
2.27 - Youth Violence Is A Big Problem In My Community .....	19
2.28 - My Child Has Friends Who Drink .....	19
2.29 - It Would Be OK With Me For My Child To Use Alcohol If He/She Would Not Use Other Drugs .....	20
2.30 - My Child Has Friends Who Use Drugs .....	20
2.31 - It Would Be OK With Me For My Child To Smoke A Little Pot If He/She Would Leave Other Drugs Alone .....	20
2.32 - Alcohol Abuse Is A Problem Among The Students In My Child's School .....	21
2.33 - Harmfulness of Use -- Cigarettes .....	22
2.34 - Harmfulness of Use -- Smokeless Tobacco, Snuff, etc .....	22
2.35 - Harmfulness of Use -- Cigars .....	22

2.36 - Harmfulness of Use -- Beer .....	23
2.37 - Harmfulness of Use -- Wine Coolers .....	23
2.38 - Harmfulness of Use -- Liquor .....	23
2.39 - Harmfulness of Use -- Marijuana .....	24
2.40 - Harmfulness of Use -- Cocaine (crack, etc) .....	24
2.41 - Harmfulness of Use -- Uppers (stimulants) .....	24
2.42 - Harmfulness of Use -- Downers (depressants) .....	25
2.43 - Harmfulness of Use -- Inhalants (glue, etc) .....	25
2.44 - Harmfulness of Use -- Hallucinogens (PCP, LSD, etc) .....	25
2.45 - Harmfulness of Use -- Heroin (opiates) .....	26
2.46 - Harmfulness of Use -- Steroids .....	26
2.47 - Percent of Use -- Cigarettes .....	27
2.48 - Percent of Use -- Smokeless Tobacco, Snuff, etc .....	27
2.49 - Percent of Use -- Cigars .....	27
2.50 - Percent of Use -- Beer .....	28
2.51 - Percent of Use -- Wine Coolers .....	28
2.52 - Percent of Use -- Liquor .....	28
2.53 - Percent of Use -- Marijuana .....	29
2.54 - Percent of Use -- Cocaine (crack, etc) .....	29
2.55 - Percent of Use -- Uppers (stimulants) .....	29
2.56 - Percent of Use -- Downers (depressants) .....	30
2.57 - Percent of Use -- Inhalants (glue, etc) .....	30
2.58 - Percent of Use -- Hallucinogens (PCP, LSD, etc) .....	30
2.59 - Percent of Use -- Heroin (opiates) .....	31
2.60 - Percent of Use -- Steroids .....	31
2.61 - When Does Your Child Use Cigarettes .....	32
2.62 - When Does Your Child Use Smokeless Tobacco, Snuff, etc .....	32
2.63 - When Does Your Child Use Cigars .....	32
2.64 - When Does Your Child Use Beer .....	33
2.65 - When Does Your Child Use Wine Coolers .....	33
2.66 - When Does Your Child Use Liquor .....	33
2.67 - When Does Your Child Use Marijuana .....	34
2.68 - When Does Your Child Use Cocaine (crack, etc) .....	34
2.69 - When Does Your Child Use Uppers (stimulants) .....	34
2.70 - When Does Your Child Use Downers (depressants) .....	35
2.71 - When Does Your Child Use Inhalants (glue, etc) .....	35
2.72 - When Does Your Child Use Hallucinogens (PCP, LSD, etc) .....	35
2.73 - When Does Your Child Use Heroin (opiates) .....	36
2.74 - When Does Your Child Use Steroids .....	36
2.75 - Easy To Get Cigarettes .....	37
2.76 - Easy To Get Smokeless Tobacco, Snuff, etc .....	37
2.77 - Easy To Get Cigars .....	37
2.78 - Easy To Get Beer .....	38
2.79 - Easy To Get Wine Coolers .....	38
2.80 - Easy To Get Liquor .....	38
2.81 - Easy To Get Marijuana .....	39

2.82 - Easy To Get Cocaine (crack, etc) .....	39
2.83 - Easy To Get Uppers (stimulants) .....	39
2.84 - Easy To Get Downers (depressants) .....	40
2.85 - Easy To Get Inhalants (glue, etc) .....	40
2.86 - Easy To Get Hallucinogens (PCP, LSD, etc) .....	40
2.87 - Easy To Get Heroin (opiates) .....	41
2.88 - Easy To Get Steroids .....	41
2.89 - School-based Education About The Harmful Effects of Drug And Alcohol Use .....	42
2.90 - Religious Institutions Providing Drug Education To Young People .....	42
2.91 - Parents Providing Drug Education To Their Children .....	42
2.92 - Parents Taking Responsibility For Their Children's Use Of Drugs And Alcohol .....	43
2.93 - News Media, Schools and Police in Keeping Parents/Public Informed About Student Drug Use and Violence .....	43
2.94 - Support by Civic and Service Organizations for Drug and Alcohol Abuse Prevention Activities .....	43
2.95 - Parent Groups Involved in Drug, Alcohol and Violence Prevention .....	44
2.96 - Active Involvement of Business and Industry in the Prevention of Drug Use and Violence .....	44
2.97 - Training Programs for Teachers and Other Professionals in the Community .....	44
2.98 - Student Action Groups' Involvement in the Prevention of Drug Use and Violence .....	45
2.99 - Alternative Activities for Young People in the Community .....	45
2.100 - Early Help Programs for Students Who Are Beginning Drug and Alcohol Use .....	45
2.101 - Treatment for Students Who Are Drug and/or Alcohol Dependent .....	46
2.102 - Fund-raising to Provide Resources for School/Community Prevention Programs .....	46
2.103 - Laws Prohibiting Use of Alcohol by Minors .....	46
2.104 - Laws Prohibiting Use of Illicit Drugs .....	47
2.105 - School Policy on Student Use of Drugs and Alcohol .....	47
2.106 - Law Enforcement to Keep Drugs and Alcohol Away From Students .....	47

## LIST OF FIGURES

1.1 - When Does Your Child Use Cigarettes .....	2
1.2 - When Does Your Child Use Smokeless Tobacco, Snuff, etc .....	2
1.3 - When Does Your Child Use Cigars .....	2
1.4 - When Does Your Child Use Beer .....	3
1.5 - When Does Your Child Use Wine Coolers .....	3
1.6 - When Does Your Child Use Liquor .....	4
1.7 - When Does Your Child Use Marijuana .....	4
1.8 - When Does Your Child Use Cocaine (crack, etc) .....	5
1.9 - When Does Your Child Use Uppers (stimulants) .....	5
1.10 - When Does Your Child Use Downers (depressants) .....	6
1.11 - When Does Your Child Use Inhalants (glue, etc) .....	6
1.12 - When Does Your Child Use Hallucinogens (PCP, LSD, etc) .....	7
1.13 - When Does Your Child Use Heroin (opiates) .....	7
1.14 - When Does Your Child Use Steroids .....	8