

PRIDE QUESTIONNAIRE REPORT

1999-2000 National Summary
Faculty and Staff

NA990001-38

Mon Aug 12 15:39:14 CDT 2002



CHAPTER 1

INTRODUCTION

The following summary, graphs, and tables are compiled from data collected in your school(s) using the **PRIDE Alcohol And Other Drug Needs Assessment For Schools Questionnaire**. These data reflect school personnel...

- awareness and assessment of current alcohol and drug programs
- safety concerns,
- compliance and basic knowledge of policy,
- perceptions of student and co-worker drug use,
- knowledge of drug information,
- and training needs.

This report will help your school and system planners decide which programs and policies to maintain, what new prevention/intervention programs to initiate, and what personnel training needs to address. The following pages summarize the results of the questionnaire. **We suggest you distribute a copy of this summary to school faculty and to your Board of Education for system reports.**

CHAPTER 2

SUMMARY INFORMATION

2.1. DRUG PROGRAMS

2.1.1. Effectiveness of Programs

The following school drug and alcohol programs are listed in order from most effective to least effective as determined by your personnel who expressed an opinion:

- Parent, Teacher, Student Association (66.3% deemed *effective*)
- Crisis Intervention Team (60.1% deemed *effective*)
- Employee Assistance Program Available (58.0% deemed *effective*)
- Student Anti-Drug Organization or Program (56.7% deemed *effective*)
- Alcohol And Drug Curriculum For All Grades (44.2% deemed *effective*)
- Drug Awareness/Ed. Program For Parents (35.6% deemed *effective*)
- Program For Students With An A&D Problem (33.7% deemed *effective*)
- Teacher Training Programs For Drug Prevention (31.2% deemed *effective*)
- Support Group For A&D Recovering Students (26.3% deemed *effective*)

2.1.2. Less Known Programs

The effectiveness of the following school drug and alcohol programs was *not known* by a **majority** (more than 50%) of your personnel. The percentages who *did not know* the effectiveness of these programs reflect the percentages of personnel who either failed to respond or responded *Don't Know* to questionnaire items A through I of section VI.

2.2. SAFETY IN THE WORKPLACE

78.4% of the faculty said their workplace is safe, while 21.6% said their workplace is **not safe**. Personnel in this latter group gave the following reasons why they consider their workplace unsafe:

- Students Being More Violent Than In The Past (71.3%)
- Rules Being Unclear Or Not Enforced (58.6%)
- Outsiders Coming Into The School (50.9%)
- Alcohol And/Or Drug Use By Students (27.0%)

- Students Who Carry Weapons (21.6%)
- Drug Dealing By Students (21.5%)
- Lack Of Cooperation When Police Are Called (13.8%)

2.3. DRUG POLICY

2.3.1. Knowledge of School Drug Policy

The following percentages of faculty **agreed** with these statements:

School personnel know that information which is life threatening must be disclosed - 78.7%

School personnel know how to get help from outside the school for students who use alcohol and drugs - 62.1%

School personnel understand the school drug policy - 65.5%

School personnel know the consequences of student drug use - 60.5%

2.3.2. Compliance With School Drug Policy

The following percentages of faculty **agreed** with these statements:

School personnel always report students whom they suspect of using or dealing drugs - 53.7%

The school policy on drugs is applied fairly - 51.4% - and consistently - 45.7%

Strict enforcement of policy has minimized our problems - 37.4%

2.4. DRUG USE

- Faculty believed 54.3% of co-workers used marijuana within the past year.
- Faculty believed 80.7% of students used marijuana within the past year.
- According to last years PRIDE National Summary, 0.6% of 4th-5th grade students used marijuana at least once a year, 11.0% of 6th-8th grade students used marijuana at least once a year, and 32.3% of 9th-12th grade students used marijuana at least once a year.

2.5. DRUG INFORMATION QUIZ

The average score on the drug information quiz was 70.8%. This fell below the suggested average score of 77.8%.

The tobacco question most often missed:

Will decrease reaction time (correct response is NO) 57.7% missed

The alcohol question most often missed:

Is fat soluble (correct response is NO) 48.2% missed

The marijuana question most often missed:

Is fat soluble (correct response is YES) 70.9% missed

2.6. TRAINING NEEDS

2.6.1. Training Needs of Teachers

Your teachers reported training needs in the following areas:

- Personal Liabilities And Responsibilities (75.6% said *I need training*)
- Risk Factor Reduction (73.9% said *I need training*)
- Student Refusal Skills (71.6% said *I need training*)
- Recognizing Signs And Symptoms of A&D Use (71.6% said *I need training*)
- Locating And Using Community Resources (71.4% said *I need training*)
- Drug Ed. Training & Awareness For Parents (71.0% said *I need training*)
- Alcohol And Other Drug Curricula (63.9% said *I need training*)
- How Child's Social World Affects A&D Use (61.3% said *I need training*)
- Biological Effects Of A&D Use (58.9% said *I need training*)

2.6.2. Training Needs of Administration

Administrators reported training needs in the following areas:

- Drug Ed. Training & Awareness For Parents (78.3% said *I need training*)
- Recognizing Signs And Symptoms of A&D Use (76.1% said *I need training*)
- Locating And Using Community Resources (71.7% said *I need training*)
- Student Refusal Skills (67.4% said *I need training*)
- Risk Factor Reduction (65.2% said *I need training*)
- How Child's Social World Affects A&D Use (65.2% said *I need training*)
- Personal Liabilities And Responsibilities (64.4% said *I need training*)
- Biological Effects Of A&D Use (60.9% said *I need training*)
- Alcohol And Other Drug Curricula (56.5% said *I need training*)

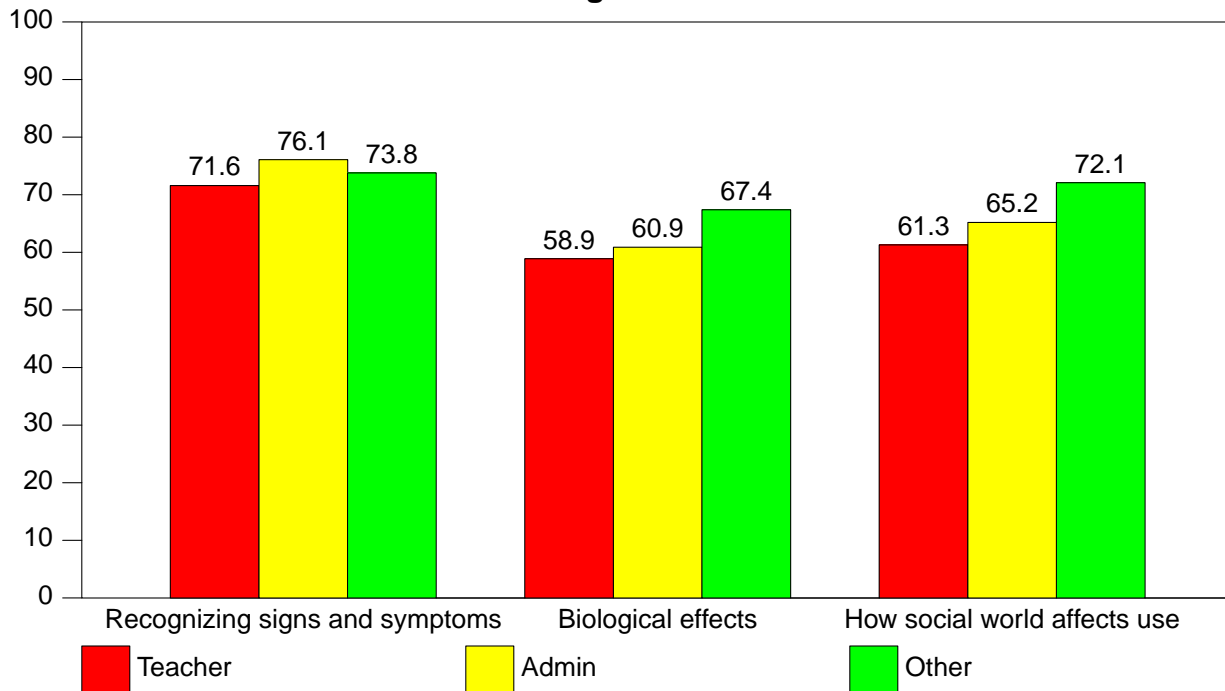
2.6.3. Training Needs Reported By Other Faculty

Other faculty (excluding administration and teachers reported training needs in the following areas:

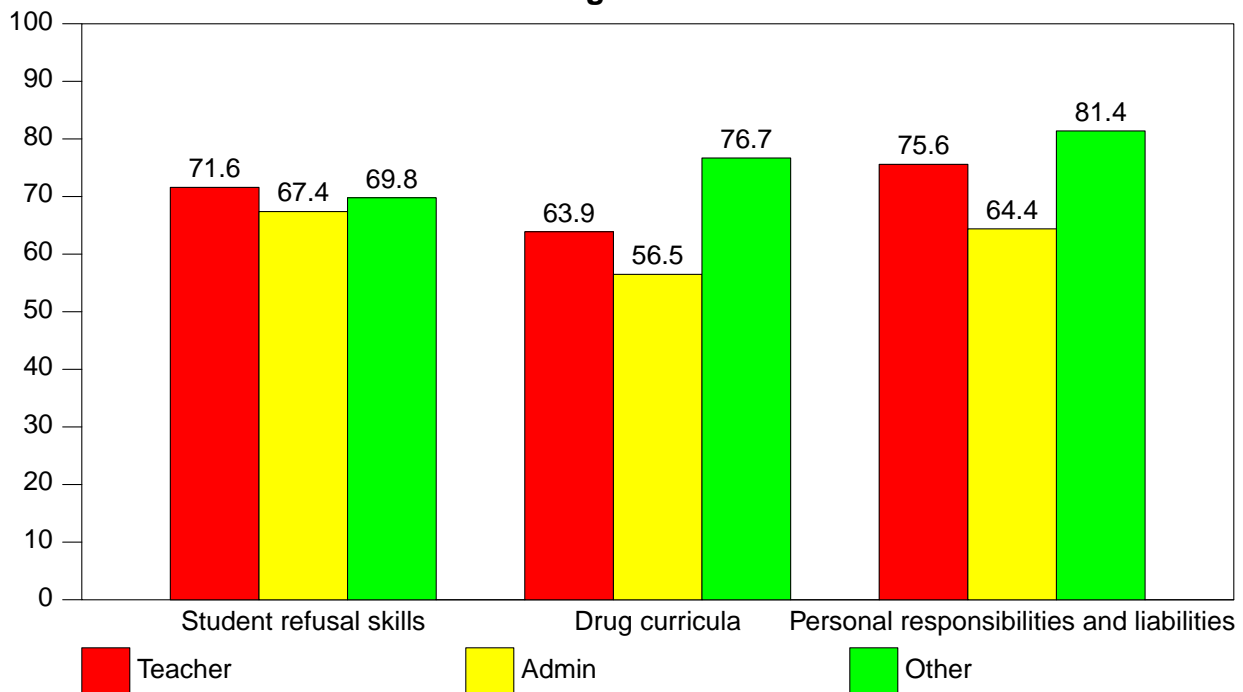
- Drug Ed. Training & Awareness For Parents (90.7% said *I need training*)
- Risk Factor Reduction (81.4% said *I need training*)

- Personal Liabilities And Responsibilities (81.4% said *I need training*)
- Alcohol And Other Drug Curricula (76.7% said *I need training*)
- Recognizing Signs And Symptoms of A&D Use (73.8% said *I need training*)
- How Child's Social World Affects A&D Use (72.1% said *I need training*)
- Student Refusal Skills (69.8% said *I need training*)
- Locating And Using Community Resources (67.4% said *I need training*)
- Biological Effects Of A&D Use (67.4% said *I need training*)

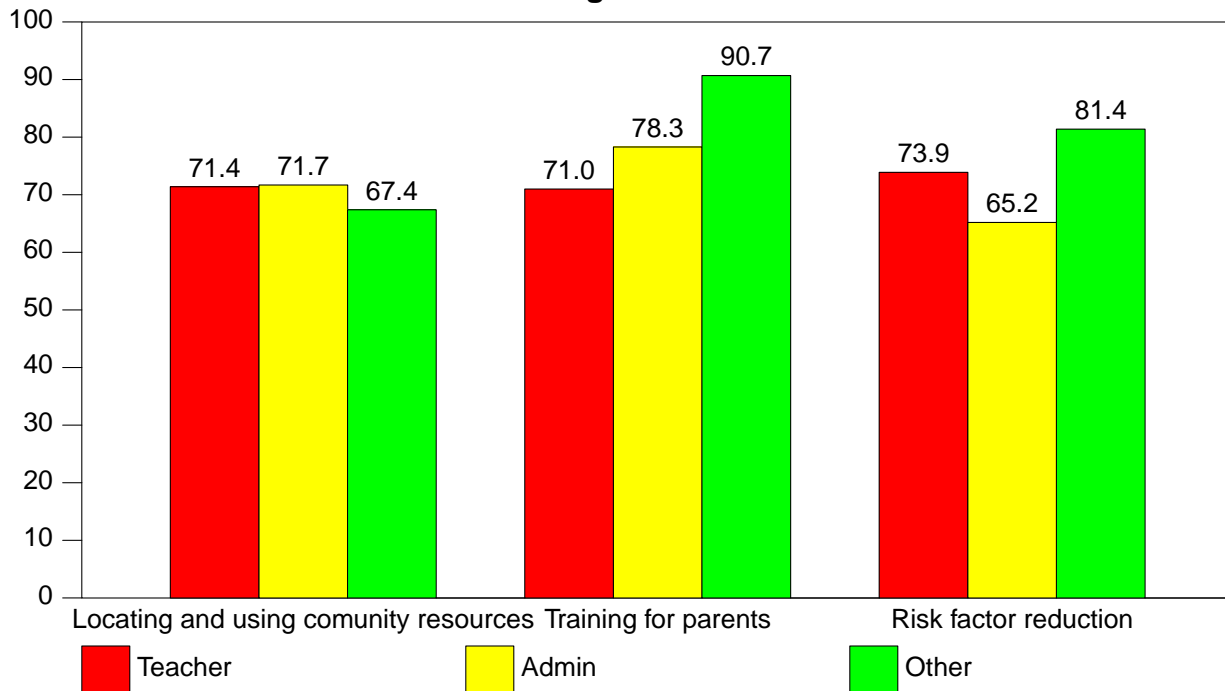
2.1 - Training Needs Assessment



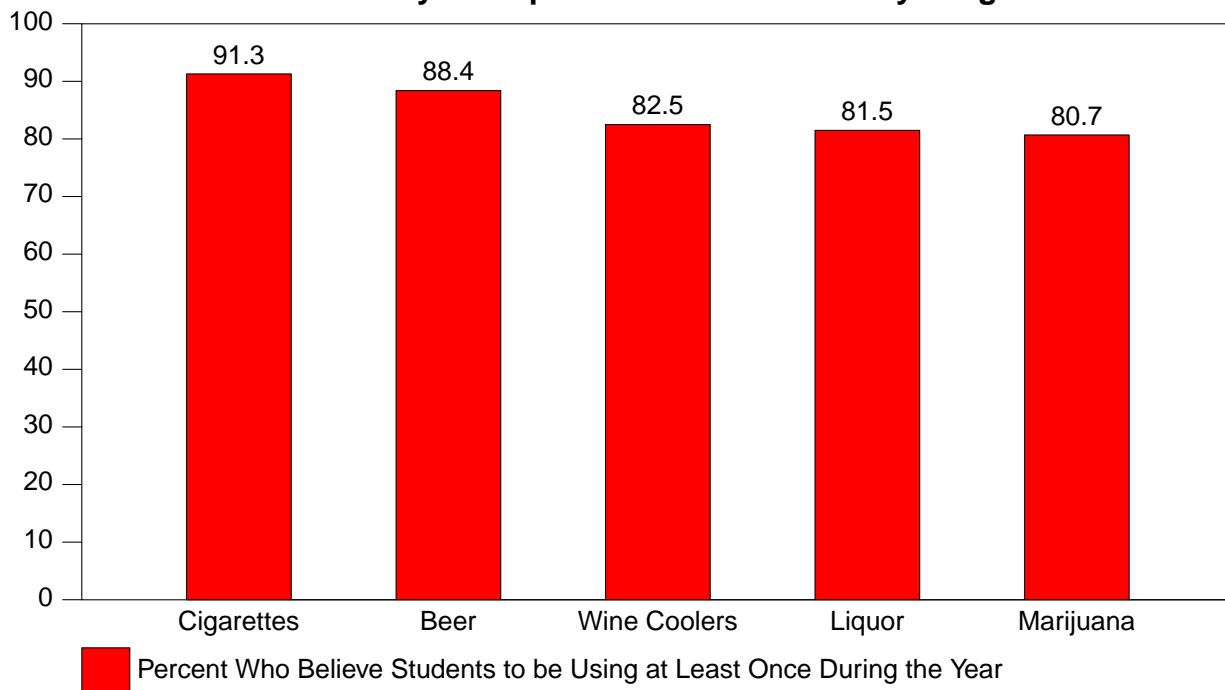
2.2 - Training Needs Assessment



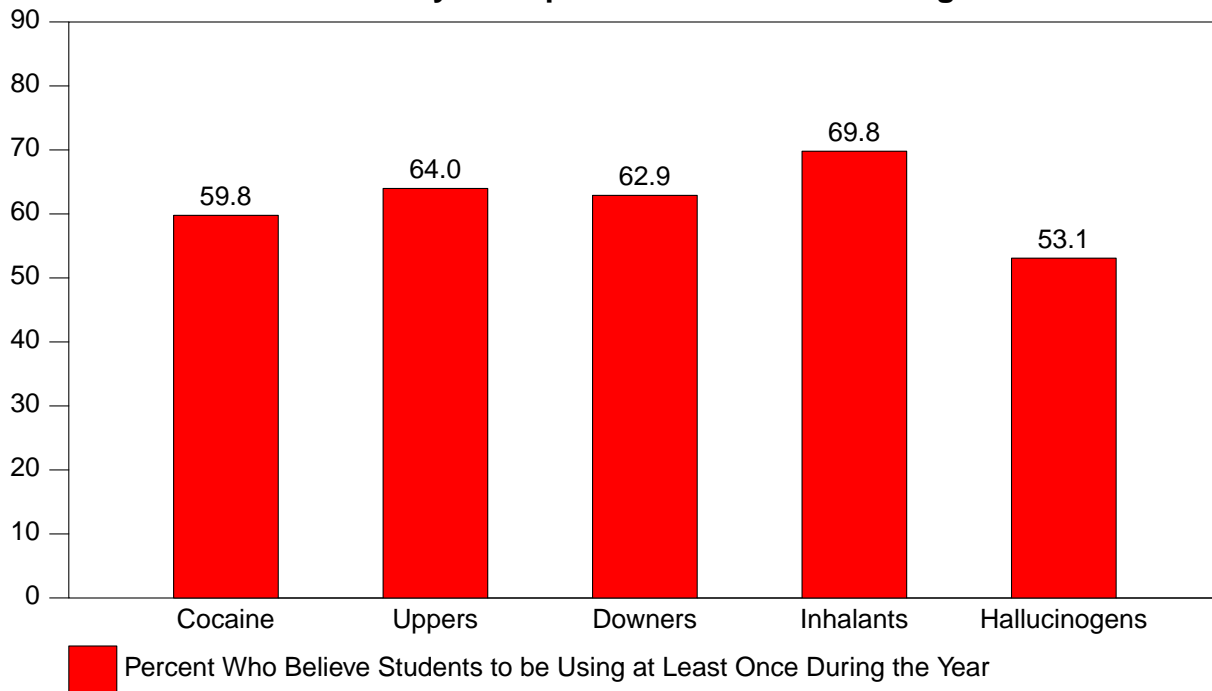
2.3 - Training Needs Assessment



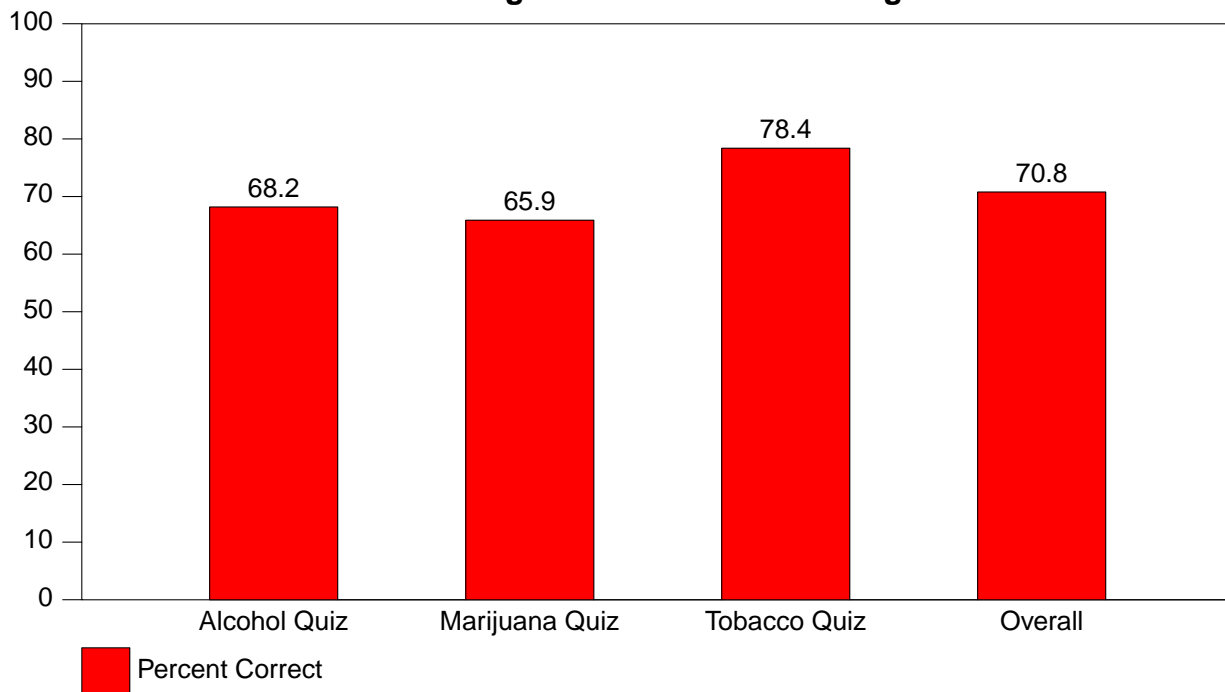
2.4 - Faculty Perception of Student Gateway Drug Use



2.5 - Faculty Perception of Student Illicit Drug Use



2.6 - Drug Information Quiz Averages



CHAPTER 3

PERCENTAGE TABLES

This chapter contains your school needs assessment results in tabular form. Each table corresponds to an item on the needs assessment. The tables contain percentage data by job type and *TOTAL*. The *N of Valid* column contains the number of workers responding to the item and the *N of Missing* column contains the number of workers not responding to the item. The remaining columns contain the percentages of workers responding to the particular response categories.

The percentage tables of the report appear in the same order as corresponding questions on the needs assessment. The preceding Table of Contents contains the percentage tables by section and gives the page number where each is located.

If you have questions about this report or if you wish to have information on other **PRIDE Surveys** products and services, please call the **PRIDE Surveys** Office or write to the following address:

PRIDE Surveys

Janie Pitcock
166 St Charles St
Bowling Green, KY 42101
1-800-279-6361
1-270-746-9596

3.1. INFORMATION ABOUT MY WORK

3.1 - My Major Teaching Field Is:

<i>Grade Level</i>	<i>N of Valid</i>	<i>N of Miss</i>	<i>Sci</i>	<i>Soc Sci</i>	<i>PE</i>	<i>Health</i>	<i>Other</i>	<i>Don't Teach</i>
Admin	44	3	2.3	4.5	0.0	0.0	25.0	68.2
Teach	1436	95	11.5	9.5	3.3	1.3	73.3	1.0
Couns	34	1	5.9	2.9	0.0	0.0	52.9	38.2
Nurse	9	0	0.0	0.0	0.0	22.2	11.1	66.7
Psych	4	0	0.0	0.0	0.0	0.0	25.0	75.0
Clbfd	75	5	0.0	0.0	2.7	0.0	18.7	78.7
Social	1	0	0.0	0.0	0.0	0.0	0.0	100.0
ParPro	77	6	1.3	0.0	2.6	0.0	54.5	41.6
Other	146	6	1.4	0.7	0.0	0.0	37.7	60.3
TOTAL	1826	116	9.4	7.7	2.8	1.1	65.4	13.5

3.2 - I Work At:

<i>Grade Level</i>	<i>N of Valid</i>	<i>N of Miss</i>	<i>Elem Sch</i>	<i>Mid/JrH</i>	<i>High Sch</i>
Admin	38	9	28.9	57.9	13.2
Teach	1496	35	34.9	40.2	24.9
Couns	33	2	27.3	42.4	30.3
Nurse	7	2	28.6	57.1	14.3
Psych	4	0	50.0	25.0	25.0
Clbfd	67	13	32.8	49.3	17.9
Social	1	0	0.0	0.0	100.0
ParPro	79	4	58.2	29.1	12.7
Other	126	26	46.0	38.1	15.9
TOTAL	1851	91	36.3	40.3	23.4

3.2. DRUG INFORMATION - ALCOHOL (* = correct response)

3.3 - Alcohol May Cause Liver Damage

<i>Grade Level</i>	<i>N of Valid</i>	<i>N of Miss</i>	<i>*Yes</i>	<i>No</i>
Admin	47	0	100.0	0.0
Teach	1523	8	99.7	0.3
Couns	35	0	97.1	2.9
Nurse	9	0	100.0	0.0
Psych	4	0	100.0	0.0
Clsfd	79	1	98.7	1.3
Social	1	0	100.0	0.0
ParPro	82	1	100.0	0.0
Other	150	2	99.3	0.7
TOTAL	1930	12	99.6	0.4

3.4 - Alcohol May Cause Cancer

<i>Grade Level</i>	<i>N of Valid</i>	<i>N of Miss</i>	<i>*Yes</i>	<i>No</i>
Admin	43	4	74.4	25.6
Teach	1451	80	60.6	39.4
Couns	34	1	67.6	32.4
Nurse	9	0	55.6	44.4
Psych	4	0	50.0	50.0
Clsfd	67	13	64.2	35.8
Social	1	0	0.0	100.0
ParPro	76	7	51.3	48.7
Other	142	10	62.0	38.0
TOTAL	1827	115	60.9	39.1

3.5 - 10% of Alcohol Users Become Addicted

<i>Grade Level</i>	<i>N of Valid</i>	<i>N of Miss</i>	<i>*Yes</i>	<i>No</i>
Admin	42	5	83.3	16.7
Teach	1449	82	84.2	15.8
Couns	35	0	80.0	20.0
Nurse	9	0	100.0	0.0
Psych	4	0	50.0	50.0
Clsfd	72	8	79.2	20.8
Social	1	0	0.0	100.0
ParPro	77	6	80.5	19.5
Other	142	10	76.8	23.2
TOTAL	1831	111	83.1	16.9

3.6 - Alcohol is Fat Soluble

<i>Grade Level</i>	<i>N of Valid</i>	<i>N of Miss</i>	Yes	*No
Admin	42	5	50.0	50.0
Teach	1392	139	40.1	59.9
Couns	34	1	38.2	61.8
Nurse	9	0	44.4	55.6
Psych	3	1	33.3	66.7
Clsfd	70	10	42.9	57.1
Social	1	0	100.0	0.0
ParPro	71	12	50.7	49.3
Other	121	31	43.0	57.0
TOTAL	1743	199	41.1	58.9

3.7 - Wine Coolers Have Less Alcohol Than Beer

<i>Grade Level</i>	<i>N of Valid</i>	<i>N of Miss</i>	Yes	*No
Admin	43	4	11.6	88.4
Teach	1453	78	23.3	76.7
Couns	35	0	17.1	82.9
Nurse	9	0	22.2	77.8
Psych	4	0	0.0	100.0
Clsfd	69	11	56.5	43.5
Social	1	0	0.0	100.0
ParPro	79	4	26.6	73.4
Other	138	14	39.9	60.1
TOTAL	1831	111	25.5	74.5

3.8 - Alcohol Is A Stimulant

<i>Grade Level</i>	<i>N of Valid</i>	<i>N of Miss</i>	Yes	*No
Admin	45	2	37.8	62.2
Teach	1477	54	36.9	63.1
Couns	35	0	20.0	80.0
Nurse	9	0	22.2	77.8
Psych	3	1	0.0	100.0
Clsfd	71	9	66.2	33.8
Social	1	0	0.0	100.0
ParPro	76	7	47.4	52.6
Other	144	8	59.7	40.3
TOTAL	1861	81	39.8	60.2

3.3. DRUG INFORMATION - MARIJUANA (* = correct response)

3.9 - Marijuana May Hurt Immune System

<i>Grade Level</i>	<i>N of Valid</i>	<i>N of Miss</i>	<i>*Yes</i>	<i>No</i>
Admin	42	5	85.7	14.3
Teach	1457	74	89.0	11.0
Couns	34	1	91.2	8.8
Nurse	9	0	77.8	22.2
Psych	4	0	75.0	25.0
Clsfd	74	6	87.8	12.2
Social	1	0	0.0	100.0
ParPro	77	6	83.1	16.9
Other	138	14	90.6	9.4
TOTAL	1836	106	88.7	11.3

3.10 - Marijuana Is Fat Soluble

<i>Grade Level</i>	<i>N of Valid</i>	<i>N of Miss</i>	<i>*Yes</i>	<i>No</i>
Admin	42	5	45.2	54.8
Teach	1340	191	34.0	66.0
Couns	32	3	31.2	68.8
Nurse	9	0	22.2	77.8
Psych	3	1	0.0	100.0
Clsfd	63	17	38.1	61.9
Social	1	0	0.0	100.0
ParPro	69	14	31.9	68.1
Other	119	33	28.6	71.4
TOTAL	1678	264	33.7	66.3

3.11 - Marijuana May Cause Birth Defects

<i>Grade Level</i>	<i>N of Valid</i>	<i>N of Miss</i>	<i>*Yes</i>	<i>No</i>
Admin	44	3	90.9	9.1
Teach	1481	50	93.8	6.2
Couns	33	2	100.0	0.0
Nurse	9	0	100.0	0.0
Psych	4	0	100.0	0.0
Clsfd	79	1	94.9	5.1
Social	1	0	100.0	0.0
ParPro	79	4	94.9	5.1
Other	144	8	96.5	3.5
TOTAL	1874	68	94.2	5.8

3.12 - Marijuana May Cause Cancer

<i>Grade Level</i>	<i>N of Valid</i>	<i>N of Miss</i>	<i>*Yes</i>	<i>No</i>
Admin	42	5	61.9	38.1
Teach	1426	105	75.4	24.6
Couns	33	2	66.7	33.3
Nurse	9	0	66.7	33.3
Psych	4	0	100.0	0.0
Clsfd	68	12	67.6	32.4
Social	1	0	100.0	0.0
ParPro	74	9	68.9	31.1
Other	119	33	62.2	37.8
TOTAL	1776	166	73.5	26.5

3.13 - Marijuana Is Less Addictive Than Alcohol

<i>Grade Level</i>	<i>N of Valid</i>	<i>N of Miss</i>	<i>Yes</i>	<i>*No</i>
Admin	43	4	16.3	83.7
Teach	1451	80	17.0	83.0
Couns	34	1	14.7	85.3
Nurse	9	0	11.1	88.9
Psych	4	0	0.0	100.0
Clsfd	71	9	26.8	73.2
Social	1	0	0.0	100.0
ParPro	77	6	20.8	79.2
Other	139	13	18.7	81.3
TOTAL	1829	113	17.5	82.5

3.14 - Marijuana Is Legal In Some States

<i>Grade Level</i>	<i>N of Valid</i>	<i>N of Miss</i>	<i>Yes</i>	<i>*No</i>
Admin	45	2	44.4	55.6
Teach	1451	80	41.9	58.1
Couns	34	1	35.3	64.7
Nurse	9	0	77.8	22.2
Psych	4	0	25.0	75.0
Clsfd	70	10	58.6	41.4
Social	1	0	100.0	0.0
ParPro	73	10	49.3	50.7
Other	138	14	52.9	47.1
TOTAL	1825	117	43.8	56.2

3.4. DRUG INFORMATION - TOBACCO (* = correct response)

3.15 - Tobacco Causes Cancer

<i>Grade Level</i>	<i>N of Valid</i>	<i>N of Miss</i>	<i>*Yes</i>	<i>No</i>
Admin	45	2	97.8	2.2
Teach	1506	25	99.4	0.6
Couns	34	1	100.0	0.0
Nurse	9	0	100.0	0.0
Psych	4	0	100.0	0.0
Clbfd	79	1	98.7	1.3
Social	1	0	100.0	0.0
ParPro	82	1	98.8	1.2
Other	149	3	99.3	0.7
TOTAL	1909	33	99.3	0.7

3.16 - Tobacco Causes Low Birth Weight

<i>Grade Level</i>	<i>N of Valid</i>	<i>N of Miss</i>	<i>*Yes</i>	<i>No</i>
Admin	45	2	97.8	2.2
Teach	1487	44	97.8	2.2
Couns	34	1	97.1	2.9
Nurse	9	0	100.0	0.0
Psych	4	0	100.0	0.0
Clbfd	77	3	94.8	5.2
Social	1	0	100.0	0.0
ParPro	80	3	97.5	2.5
Other	146	6	98.6	1.4
TOTAL	1883	59	97.7	2.3

3.17 - Tobacco Is Less Addictive Than Alcohol

<i>Grade Level</i>	<i>N of Valid</i>	<i>N of Miss</i>	<i>Yes</i>	<i>*No</i>
Admin	44	3	6.8	93.2
Teach	1468	63	5.7	94.3
Couns	34	1	2.9	97.1
Nurse	9	0	11.1	88.9
Psych	4	0	0.0	100.0
Clbfd	71	9	16.9	83.1
Social	1	0	0.0	100.0
ParPro	79	4	10.1	89.9
Other	140	12	9.3	90.7
TOTAL	1850	92	6.5	93.5

3.18 - Tobacco Causes Early Skin Damage

<i>Grade Level</i>	<i>N of Valid</i>	<i>N of Miss</i>	<i>*Yes</i>	<i>No</i>
Admin	43	4	72.1	27.9
Teach	1450	81	88.8	11.2
Couns	34	1	91.2	8.8
Nurse	8	1	87.5	12.5
Psych	4	0	100.0	0.0
Clsfd	73	7	83.6	16.4
Social	1	0	0.0	100.0
ParPro	77	6	85.7	14.3
Other	131	21	85.5	14.5
TOTAL	1821	121	87.8	12.2

3.19 - Tobacco Will Decrease Reaction Time

<i>Grade Level</i>	<i>N of Valid</i>	<i>N of Miss</i>	<i>Yes</i>	<i>*No</i>
Admin	43	4	55.8	44.2
Teach	1419	112	53.6	46.4
Couns	34	1	35.3	64.7
Nurse	9	0	55.6	44.4
Psych	3	1	66.7	33.3
Clsfd	65	15	64.6	35.4
Social	1	0	0.0	100.0
ParPro	75	8	49.3	50.7
Other	134	18	44.8	55.2
TOTAL	1783	159	52.9	47.1

3.20 - Most Users Of Tobacco Are Addicted By Age 14

<i>Grade Level</i>	<i>N of Valid</i>	<i>N of Miss</i>	<i>*Yes</i>	<i>No</i>
Admin	43	4	88.4	11.6
Teach	1454	77	75.5	24.5
Couns	34	1	70.6	29.4
Nurse	9	0	88.9	11.1
Psych	4	0	75.0	25.0
Clsfd	73	7	80.8	19.2
Social	1	0	100.0	0.0
ParPro	75	8	65.3	34.7
Other	139	13	76.3	23.7
TOTAL	1832	110	75.7	24.3

3.5. DRUG USE BEHAVIOR OF CO-WORKERS

3.21 - Within The Past Year, What Percent of Your Co-workers Used Cigarettes

<i>Grade Level</i>	<i>N of Valid</i>	<i>N of Miss</i>	<i>None</i>	<i>Under 5%</i>	<i>5%-15%</i>	<i>16%-25%</i>	<i>26%-50%</i>	<i>51%-75%</i>	<i>76%-100%</i>
Admin	45	2	0.0	33.3	35.6	15.6	15.6	0.0	0.0
Teach	1453	78	5.2	37.4	28.9	16.0	8.4	3.2	1.0
Couns	33	2	6.1	39.4	39.4	6.1	6.1	0.0	3.0
Nurse	8	1	0.0	62.5	12.5	12.5	12.5	0.0	0.0
Psych	4	0	0.0	25.0	50.0	0.0	25.0	0.0	0.0
Clsfd	74	6	8.1	32.4	17.6	13.5	17.6	8.1	2.7
Social	1	0	0.0	100.0	0.0	0.0	0.0	0.0	0.0
ParPro	79	4	2.5	35.4	26.6	15.2	7.6	11.4	1.3
Other	139	13	8.6	36.7	29.5	13.7	5.8	3.6	2.2
TOTAL	1836	106	5.3	37.1	28.7	15.4	8.7	3.6	1.1

3.22 - Within The Past Year, What Percent of Your Co-workers Used Beer

<i>Grade Level</i>	<i>N of Valid</i>	<i>N of Miss</i>	<i>None</i>	<i>Under 5%</i>	<i>5%-15%</i>	<i>16%-25%</i>	<i>26%-50%</i>	<i>51%-75%</i>	<i>76%-100%</i>
Admin	46	1	2.2	17.4	13.0	19.6	19.6	15.2	13.0
Teach	1439	92	2.9	13.6	14.1	18.6	17.9	21.1	11.8
Couns	33	2	3.0	15.2	27.3	12.1	9.1	15.2	18.2
Nurse	8	1	0.0	37.5	0.0	12.5	25.0	0.0	25.0
Psych	4	0	0.0	25.0	0.0	0.0	25.0	50.0	0.0
Clsfd	72	8	5.6	30.6	8.3	15.3	19.4	15.3	5.6
Social	1	0	0.0	0.0	0.0	100.0	0.0	0.0	0.0
ParPro	78	5	2.6	6.4	11.5	17.9	23.1	26.9	11.5
Other	138	14	13.8	15.2	14.5	18.1	13.8	13.0	11.6
TOTAL	1819	123	3.8	14.3	13.9	18.3	17.8	20.2	11.7

3.23 - Within The Past Year, What Percent of Your Co-workers Used Wine Coolers

<i>Grade Level</i>	<i>N of Valid</i>	<i>N of Miss</i>	<i>None</i>	<i>Under 5%</i>	<i>5%-15%</i>	<i>16%-25%</i>	<i>26%-50%</i>	<i>51%-75%</i>	<i>76%-100%</i>
Admin	44	3	2.3	27.3	15.9	18.2	18.2	13.6	4.5
Teach	1424	107	4.0	18.0	20.5	20.3	18.2	13.2	5.8
Couns	33	2	3.0	30.3	24.2	15.2	15.2	9.1	3.0
Nurse	8	1	0.0	12.5	25.0	25.0	12.5	0.0	25.0
Psych	4	0	0.0	0.0	0.0	0.0	75.0	25.0	0.0
Clsfd	71	9	5.6	25.4	22.5	19.7	11.3	12.7	2.8
Social	1	0	0.0	100.0	0.0	0.0	0.0	0.0	0.0
ParPro	78	5	2.6	14.1	11.5	21.8	28.2	19.2	2.6
Other	136	16	18.4	17.6	19.1	16.9	9.6	11.0	7.4
TOTAL	1799	143	5.0	18.6	20.0	19.9	17.7	13.2	5.6

3.24 - Within The Past Year, What Percent of Your Co-workers Used Liquor

<i>Grade Level</i>	<i>N of Valid</i>	<i>N of Miss</i>	<i>None</i>	<i>Under 5%</i>	<i>5%-15%</i>	<i>16%-25%</i>	<i>26%-50%</i>	<i>51%-75%</i>	<i>76%-100%</i>
Admin	45	2	4.4	22.2	11.1	17.8	17.8	22.2	4.4
Teach	1421	110	5.7	15.8	15.4	18.2	19.5	16.9	8.5
Couns	33	2	6.1	18.2	21.2	15.2	12.1	12.1	15.2
Nurse	8	1	0.0	0.0	37.5	25.0	12.5	0.0	25.0
Psych	4	0	0.0	0.0	0.0	0.0	50.0	25.0	25.0
Clsfd	69	11	11.6	23.2	14.5	18.8	17.4	10.1	4.3
Social	1	0	0.0	100.0	0.0	0.0	0.0	0.0	0.0
ParPro	77	6	3.9	14.3	7.8	24.7	22.1	23.4	3.9
Other	135	17	17.0	18.5	17.8	14.1	14.1	11.1	7.4
TOTAL	1793	149	6.6	16.4	15.3	18.1	19.0	16.5	8.2

3.25 - Within The Past Year, What Percent of Your Co-workers Used Marijuana

<i>Grade Level</i>	<i>N of Valid</i>	<i>N of Miss</i>	<i>None</i>	<i>Under 5%</i>	<i>5%-15%</i>	<i>16%-25%</i>	<i>26%-50%</i>	<i>51%-75%</i>	<i>76%-100%</i>
Admin	46	1	37.0	43.5	8.7	6.5	2.2	0.0	2.2
Teach	1419	112	44.2	41.8	8.5	3.0	1.6	0.5	0.4
Couns	31	4	41.9	51.6	6.5	0.0	0.0	0.0	0.0
Nurse	8	1	62.5	12.5	25.0	0.0	0.0	0.0	0.0
Psych	4	0	0.0	25.0	25.0	25.0	0.0	25.0	0.0
Clsfd	68	12	60.3	20.6	11.8	4.4	1.5	1.5	0.0
Social	1	0	100.0	0.0	0.0	0.0	0.0	0.0	0.0
ParPro	76	7	50.0	31.6	7.9	6.6	2.6	1.3	0.0
Other	135	17	54.1	31.9	8.1	1.5	2.2	0.7	1.5
TOTAL	1788	154	45.6	39.8	8.7	3.2	1.6	0.6	0.5

3.26 - Within The Past Year, What Percent of Your Co-workers Used Cocaine/Crack

<i>Grade Level</i>	<i>N of Valid</i>	<i>N of Miss</i>	<i>None</i>	<i>Under 5%</i>	<i>5%-15%</i>	<i>16%-25%</i>	<i>26%-50%</i>	<i>51%-75%</i>	<i>76%-100%</i>
Admin	46	1	69.6	26.1	0.0	2.2	2.2	0.0	0.0
Teach	1425	106	74.4	22.2	1.8	0.7	0.5	0.4	0.1
Couns	32	3	78.1	18.8	3.1	0.0	0.0	0.0	0.0
Nurse	8	1	62.5	25.0	12.5	0.0	0.0	0.0	0.0
Psych	4	0	25.0	25.0	25.0	0.0	25.0	0.0	0.0
Clsfd	71	9	70.4	21.1	5.6	1.4	1.4	0.0	0.0
Social	1	0	100.0	0.0	0.0	0.0	0.0	0.0	0.0
ParPro	78	5	74.4	16.7	6.4	0.0	1.3	1.3	0.0
Other	136	16	75.7	21.3	0.7	0.7	1.5	0.0	0.0
TOTAL	1801	141	74.1	21.9	2.1	0.7	0.7	0.4	0.1

3.27 - Within The Past Year, What Percent of Your Co-workers Used Uppers

<i>Grade Level</i>	<i>N of Valid</i>	<i>N of Miss</i>	<i>None</i>	<i>Under 5%</i>	<i>5%-15%</i>	<i>16%-25%</i>	<i>26%-50%</i>	<i>51%-75%</i>	<i>76%-100%</i>
Admin	46	1	39.1	41.3	15.2	2.2	2.2	0.0	0.0
Teach	1420	111	48.2	35.8	9.1	3.9	1.5	1.1	0.4
Couns	32	3	56.2	37.5	6.2	0.0	0.0	0.0	0.0
Nurse	8	1	37.5	25.0	25.0	12.5	0.0	0.0	0.0
Psych	4	0	0.0	25.0	50.0	0.0	25.0	0.0	0.0
Clsfd	69	11	56.5	27.5	8.7	5.8	0.0	0.0	1.4
Social	1	0	100.0	0.0	0.0	0.0	0.0	0.0	0.0
ParPro	77	6	57.1	31.2	7.8	1.3	1.3	1.3	0.0
Other	133	19	63.2	28.6	3.8	2.3	0.8	1.5	0.0
TOTAL	1790	152	49.8	34.9	8.9	3.6	1.4	1.1	0.3

3.28 - Within The Past Year, What Percent of Your Co-workers Used Downers

<i>Grade Level</i>	<i>N of Valid</i>	<i>N of Miss</i>	<i>None</i>	<i>Under 5%</i>	<i>5%-15%</i>	<i>16%-25%</i>	<i>26%-50%</i>	<i>51%-75%</i>	<i>76%-100%</i>
Admin	46	1	41.3	45.7	6.5	4.3	2.2	0.0	0.0
Teach	1411	120	49.8	35.9	8.4	3.2	1.4	0.8	0.5
Couns	32	3	53.1	37.5	6.2	3.1	0.0	0.0	0.0
Nurse	8	1	25.0	12.5	50.0	12.5	0.0	0.0	0.0
Psych	4	0	0.0	25.0	50.0	0.0	0.0	25.0	0.0
Clsfd	69	11	66.7	21.7	5.8	2.9	1.4	1.4	0.0
Social	1	0	100.0	0.0	0.0	0.0	0.0	0.0	0.0
ParPro	76	7	61.8	31.6	5.3	0.0	0.0	1.3	0.0
Other	134	18	60.4	29.9	5.2	3.7	0.0	0.0	0.7
TOTAL	1781	161	51.4	34.8	8.1	3.1	1.2	0.8	0.4

3.29 - Within The Past Year, What Percent of Your Co-workers Used Inhalants

<i>Grade Level</i>	<i>N of Valid</i>	<i>N of Miss</i>	<i>None</i>	<i>Under 5%</i>	<i>5%-15%</i>	<i>16%-25%</i>	<i>26%-50%</i>	<i>51%-75%</i>	<i>76%-100%</i>
Admin	46	1	78.3	17.4	0.0	2.2	2.2	0.0	0.0
Teach	1423	108	82.4	14.9	1.3	0.5	0.2	0.4	0.3
Couns	32	3	84.4	15.6	0.0	0.0	0.0	0.0	0.0
Nurse	8	1	62.5	25.0	12.5	0.0	0.0	0.0	0.0
Psych	4	0	25.0	25.0	50.0	0.0	0.0	0.0	0.0
Clsfd	68	12	85.3	10.3	4.4	0.0	0.0	0.0	0.0
Social	1	0	100.0	0.0	0.0	0.0	0.0	0.0	0.0
ParPro	78	5	84.6	14.1	0.0	0.0	0.0	1.3	0.0
Other	135	17	88.9	9.6	0.0	1.5	0.0	0.0	0.0
TOTAL	1795	147	82.8	14.4	1.3	0.6	0.2	0.4	0.2

3.30 - Within The Past Year, What Percent of Your Co-workers Used Hallucinogens

<i>Grade Level</i>	<i>N of Valid</i>	<i>N of Miss</i>	<i>None</i>	<i>Under 5%</i>	<i>5%-15%</i>	<i>16%-25%</i>	<i>26%-50%</i>	<i>51%-75%</i>	<i>76%-100%</i>
Admin	46	1	76.1	19.6	0.0	2.2	2.2	0.0	0.0
Teach	1421	110	82.1	15.5	1.2	0.4	0.4	0.4	0.1
Couns	32	3	90.6	9.4	0.0	0.0	0.0	0.0	0.0
Nurse	8	1	62.5	37.5	0.0	0.0	0.0	0.0	0.0
Psych	4	0	25.0	50.0	0.0	0.0	0.0	0.0	25.0
Clsfd	70	10	84.3	10.0	1.4	2.9	1.4	0.0	0.0
Social	1	0	100.0	0.0	0.0	0.0	0.0	0.0	0.0
ParPro	77	6	85.7	10.4	0.0	1.3	1.3	1.3	0.0
Other	134	18	84.3	13.4	0.7	0.0	0.0	0.7	0.7
TOTAL	1793	149	82.3	15.1	1.1	0.5	0.4	0.4	0.2

3.6. DRUG USE BEHAVIOR OF STUDENTS

3.31 - Within The Past Year, What Percent of Your School's Students Used Cigarettes

<i>Grade Level</i>	<i>N of Valid</i>	<i>N of Miss</i>	<i>None</i>	<i>Under 5%</i>	<i>5%-15%</i>	<i>16%-25%</i>	<i>26%-50%</i>	<i>51%-75%</i>	<i>76%-100%</i>
Admin	46	1	6.5	26.1	19.6	23.9	19.6	4.3	0.0
Teach	1452	79	7.6	24.1	22.0	16.3	17.1	10.5	2.4
Couns	35	0	2.9	31.4	20.0	17.1	8.6	17.1	2.9
Nurse	8	1	0.0	25.0	25.0	12.5	25.0	12.5	0.0
Psych	4	0	0.0	0.0	0.0	25.0	50.0	25.0	0.0
Clsfd	73	7	8.2	17.8	15.1	20.5	20.5	16.4	1.4
Social	1	0	0.0	0.0	100.0	0.0	0.0	0.0	0.0
ParPro	78	5	19.2	29.5	20.5	12.8	15.4	1.3	1.3
Other	139	13	18.7	25.9	19.4	9.4	13.7	11.5	1.4
TOTAL	1836	106	8.8	24.3	21.4	16.0	16.9	10.5	2.2

3.32 - Within The Past Year, What Percent of Your School's Students Used Beer

<i>Grade Level</i>	<i>N of Valid</i>	<i>N of Miss</i>	<i>None</i>	<i>Under 5%</i>	<i>5%-15%</i>	<i>16%-25%</i>	<i>26%-50%</i>	<i>51%-75%</i>	<i>76%-100%</i>
Admin	45	2	11.1	22.2	20.0	20.0	15.6	11.1	0.0
Teach	1447	84	10.2	25.9	16.6	12.9	15.8	13.8	4.9
Couns	34	1	5.9	26.5	29.4	8.8	11.8	17.6	0.0
Nurse	8	1	0.0	50.0	0.0	0.0	25.0	25.0	0.0
Psych	4	0	0.0	0.0	0.0	25.0	25.0	50.0	0.0
Clsfd	72	8	12.5	20.8	16.7	15.3	22.2	9.7	2.8
Social	1	0	0.0	0.0	0.0	0.0	100.0	0.0	0.0
ParPro	76	7	18.4	32.9	14.5	9.2	18.4	5.3	1.3
Other	137	15	26.3	26.3	5.8	7.3	19.0	13.1	2.2
TOTAL	1824	118	11.7	26.0	15.9	12.4	16.4	13.4	4.2

3.33 - Within The Past Year, What Percent of Your School's Students Used Wine Coolers

<i>Grade Level</i>	<i>N of Valid</i>	<i>N of Miss</i>	<i>None</i>	<i>Under 5%</i>	<i>5%-15%</i>	<i>16%-25%</i>	<i>26%-50%</i>	<i>51%-75%</i>	<i>76%-100%</i>
Admin	44	3	18.2	22.7	22.7	20.5	6.8	9.1	0.0
Teach	1427	104	16.1	27.4	16.8	13.2	14.1	9.4	3.0
Couns	34	1	14.7	26.5	26.5	5.9	17.6	8.8	0.0
Nurse	8	1	0.0	50.0	12.5	12.5	12.5	12.5	0.0
Psych	4	0	0.0	0.0	0.0	50.0	0.0	50.0	0.0
Clsfd	72	8	22.2	19.4	16.7	12.5	19.4	8.3	1.4
Social	1	0	0.0	0.0	0.0	100.0	0.0	0.0	0.0
ParPro	76	7	22.4	35.5	15.8	10.5	10.5	3.9	1.3
Other	135	17	30.4	24.4	10.4	7.4	17.0	9.6	0.7
TOTAL	1801	141	17.6	27.1	16.5	12.8	14.2	9.2	2.6

3.34 - Within The Past Year, What Percent of Your School's Students Used Liquor

<i>Grade Level</i>	<i>N of Valid</i>	<i>N of Miss</i>	<i>None</i>	<i>Under 5%</i>	<i>5%-15%</i>	<i>16%-25%</i>	<i>26%-50%</i>	<i>51%-75%</i>	<i>76%-100%</i>
Admin	46	1	21.7	30.4	10.9	15.2	15.2	6.5	0.0
Teach	1422	109	17.1	30.3	15.0	12.0	14.3	8.0	3.2
Couns	33	2	9.1	36.4	18.2	12.1	12.1	9.1	3.0
Nurse	8	1	12.5	37.5	0.0	0.0	25.0	25.0	0.0
Psych	4	0	0.0	0.0	25.0	25.0	0.0	25.0	25.0
Clsfd	72	8	20.8	23.6	13.9	15.3	15.3	9.7	1.4
Social	1	0	0.0	0.0	0.0	100.0	0.0	0.0	0.0
ParPro	76	7	31.6	25.0	21.1	7.9	9.2	3.9	1.3
Other	136	16	30.1	23.5	13.2	8.1	16.2	7.4	1.5
TOTAL	1798	144	18.7	29.4	15.0	11.8	14.3	8.0	2.9

3.35 - Within The Past Year, What Percent of Your School's Students Used Marijuana

<i>Grade Level</i>	<i>N of Valid</i>	<i>N of Miss</i>	<i>None</i>	<i>Under 5%</i>	<i>5%-15%</i>	<i>16%-25%</i>	<i>26%-50%</i>	<i>51%-75%</i>	<i>76%-100%</i>
Admin	46	1	19.6	26.1	26.1	15.2	8.7	4.3	0.0
Teach	1415	116	18.3	30.6	19.2	13.5	11.6	5.3	1.5
Couns	33	2	6.1	51.5	15.2	6.1	12.1	9.1	0.0
Nurse	8	1	0.0	50.0	0.0	37.5	12.5	0.0	0.0
Psych	4	0	0.0	0.0	0.0	25.0	50.0	0.0	25.0
Clsfd	73	7	19.2	27.4	17.8	19.2	6.8	6.8	2.7
Social	1	0	0.0	0.0	100.0	0.0	0.0	0.0	0.0
ParPro	76	7	35.5	23.7	17.1	10.5	7.9	5.3	0.0
Other	135	17	28.9	26.7	11.9	13.3	9.6	9.6	0.0
TOTAL	1791	151	19.5	30.2	18.5	13.6	11.1	5.7	1.3

3.36 - Within The Past Year, What Percent of Your School's Students Used Cocaine/Crack

<i>Grade Level</i>	<i>N of Valid</i>	<i>N of Miss</i>	<i>None</i>	<i>Under 5%</i>	<i>5%-15%</i>	<i>16%-25%</i>	<i>26%-50%</i>	<i>51%-75%</i>	<i>76%-100%</i>
Admin	46	1	37.0	47.8	13.0	2.2	0.0	0.0	0.0
Teach	1409	122	39.5	39.1	12.7	5.0	2.5	0.9	0.4
Couns	34	1	38.2	38.2	11.8	5.9	5.9	0.0	0.0
Nurse	8	1	12.5	62.5	12.5	12.5	0.0	0.0	0.0
Psych	4	0	0.0	25.0	25.0	25.0	25.0	0.0	0.0
Clsfd	70	10	42.9	34.3	10.0	7.1	4.3	1.4	0.0
Social	1	0	100.0	0.0	0.0	0.0	0.0	0.0	0.0
ParPro	75	8	50.7	33.3	6.7	6.7	1.3	0.0	1.3
Other	135	17	50.4	25.9	12.6	3.7	5.9	0.7	0.7
TOTAL	1782	160	40.6	37.9	12.3	5.1	2.8	0.8	0.4

3.37 - Within The Past Year, What Percent of Your School's Students Used Uppers

<i>Grade Level</i>	<i>N of Valid</i>	<i>N of Miss</i>	<i>None</i>	<i>Under 5%</i>	<i>5%-15%</i>	<i>16%-25%</i>	<i>26%-50%</i>	<i>51%-75%</i>	<i>76%-100%</i>
Admin	46	1	26.1	56.5	17.4	0.0	0.0	0.0	0.0
Teach	1397	134	35.6	36.6	16.2	6.9	3.5	0.9	0.3
Couns	33	2	24.2	57.6	6.1	6.1	3.0	3.0	0.0
Nurse	8	1	0.0	37.5	50.0	12.5	0.0	0.0	0.0
Psych	4	0	0.0	25.0	25.0	25.0	0.0	25.0	0.0
Clsfd	69	11	37.7	34.8	13.0	10.1	2.9	1.4	0.0
Social	1	0	100.0	0.0	0.0	0.0	0.0	0.0	0.0
ParPro	76	7	48.7	27.6	11.8	9.2	1.3	0.0	1.3
Other	134	18	47.0	30.6	11.9	5.2	3.0	0.7	1.5
TOTAL	1768	174	36.4	36.5	15.6	6.9	3.2	0.9	0.4

3.38 - Within The Past Year, What Percent of Your School's Students Used Downers

<i>Grade Level</i>	<i>N of Valid</i>	<i>N of Miss</i>	<i>None</i>	<i>Under 5%</i>	<i>5%-15%</i>	<i>16%-25%</i>	<i>26%-50%</i>	<i>51%-75%</i>	<i>76%-100%</i>
Admin	44	3	25.0	56.8	15.9	2.3	0.0	0.0	0.0
Teach	1402	129	36.5	38.3	15.6	5.6	2.6	0.8	0.5
Couns	34	1	23.5	58.8	2.9	5.9	5.9	2.9	0.0
Nurse	8	1	0.0	62.5	25.0	12.5	0.0	0.0	0.0
Psych	4	0	0.0	25.0	25.0	50.0	0.0	0.0	0.0
Clsfd	70	10	35.7	41.4	10.0	8.6	2.9	1.4	0.0
Social	1	0	100.0	0.0	0.0	0.0	0.0	0.0	0.0
ParPro	75	8	49.3	29.3	13.3	6.7	1.3	0.0	0.0
Other	132	20	49.2	28.8	12.9	5.3	1.5	1.5	0.8
TOTAL	1770	172	37.2	38.2	14.9	5.8	2.5	0.8	0.5

3.39 - Within The Past Year, What Percent of Your School's Students Used Inhalants

<i>Grade Level</i>	<i>N of Valid</i>	<i>N of Miss</i>	<i>None</i>	<i>Under 5%</i>	<i>5%-15%</i>	<i>16%-25%</i>	<i>26%-50%</i>	<i>51%-75%</i>	<i>76%-100%</i>
Admin	46	1	21.7	50.0	21.7	4.3	2.2	0.0	0.0
Teach	1404	127	28.5	43.0	16.2	7.6	3.0	1.2	0.5
Couns	33	2	15.2	63.6	9.1	9.1	3.0	0.0	0.0
Nurse	8	1	12.5	50.0	25.0	12.5	0.0	0.0	0.0
Psych	4	0	0.0	50.0	0.0	0.0	50.0	0.0	0.0
Clsfd	70	10	41.4	32.9	15.7	8.6	1.4	0.0	0.0
Social	1	0	0.0	0.0	100.0	0.0	0.0	0.0	0.0
ParPro	76	7	38.2	40.8	11.8	5.3	2.6	1.3	0.0
Other	132	20	48.5	34.1	10.6	3.8	1.5	1.5	0.0
TOTAL	1774	168	30.3	42.4	15.6	7.2	2.9	1.1	0.4

3.40 - Within The Past Year, What Percent of Your School's Students Used Hallucinogens

<i>Grade Level</i>	<i>N of Valid</i>	<i>N of Miss</i>	<i>None</i>	<i>Under 5%</i>	<i>5%-15%</i>	<i>16%-25%</i>	<i>26%-50%</i>	<i>51%-75%</i>	<i>76%-100%</i>
Admin	46	1	45.7	41.3	13.0	0.0	0.0	0.0	0.0
Teach	1407	124	45.9	38.8	9.4	3.6	1.1	0.7	0.5
Couns	34	1	41.2	44.1	5.9	5.9	2.9	0.0	0.0
Nurse	8	1	12.5	62.5	12.5	12.5	0.0	0.0	0.0
Psych	4	0	0.0	25.0	50.0	0.0	0.0	0.0	25.0
Clsfd	69	11	47.8	29.0	11.6	7.2	2.9	1.4	0.0
Social	1	0	0.0	0.0	0.0	100.0	0.0	0.0	0.0
ParPro	76	7	61.8	28.9	3.9	2.6	1.3	0.0	1.3
Other	133	19	57.1	28.6	6.8	3.8	2.3	1.5	0.0
TOTAL	1778	164	47.1	37.5	9.2	3.7	1.3	0.7	0.5

3.7. SAFETY IN THE WORKPLACE

3.41 - My Work Place Is Safe

<i>Grade Level</i>	<i>N of Valid</i>	<i>N of Miss</i>	<i>Yes</i>	<i>No</i>
Admin	45	2	93.3	6.7
Teach	1466	65	77.4	22.6
Couns	34	1	85.3	14.7
Nurse	9	0	88.9	11.1
Psych	4	0	75.0	25.0
Clsfd	73	7	82.2	17.8
Social	1	0	100.0	0.0
ParPro	79	4	79.7	20.3
Other	142	10	80.3	19.7
TOTAL	1853	89	78.5	21.5

3.42 - My Work Place Is Unsafe Due To Alcohol And/Or Drug Use By Students

<i>Grade Level</i>	<i>N of Valid</i>	<i>N of Miss</i>	<i>Don't Know</i>	<i>Don't Agree</i>	<i>Somewhat Agree</i>	<i>Agree</i>	<i>Strong Agree</i>
Admin	11	36	9.1	54.5	9.1	27.3	0.0
Teach	556	975	18.9	42.6	22.1	10.6	5.8
Couns	12	23	16.7	50.0	33.3	0.0	0.0
Nurse	1	8	0.0	0.0	100.0	0.0	0.0
Psych	1	3	0.0	0.0	0.0	0.0	100.0
Clsfd	35	45	45.7	20.0	20.0	8.6	5.7
Social	0	1	0.0	0.0	0.0	0.0	0.0
ParPro	39	44	35.9	43.6	12.8	5.1	2.6
Other	49	103	28.6	38.8	14.3	12.2	6.1
TOTAL	704	1238	21.6	41.5	21.0	10.4	5.5

3.43 - My Work Place Is Unsafe Due To Drug Dealing By Students

<i>Grade Level</i>	<i>N of Valid</i>	<i>N of Miss</i>	<i>Don't Know</i>	<i>Don't Agree</i>	<i>Somewhat Agree</i>	<i>Agree</i>	<i>Strong Agree</i>
Admin	11	36	27.3	36.4	9.1	27.3	0.0
Teach	557	974	23.5	43.6	18.9	10.1	3.9
Couns	11	24	9.1	63.6	18.2	0.0	9.1
Nurse	1	8	0.0	0.0	100.0	0.0	0.0
Psych	1	3	0.0	0.0	0.0	0.0	100.0
Clsfd	35	45	45.7	25.7	14.3	8.6	5.7
Social	0	1	0.0	0.0	0.0	0.0	0.0
ParPro	39	44	30.8	48.7	10.3	10.3	0.0
Other	49	103	30.6	40.8	18.4	10.2	0.0
TOTAL	704	1238	25.3	42.9	18.0	10.1	3.7

3.44 - My Work Place Is Unsafe Due To Students Who Carry Weapons

<i>Grade Level</i>	<i>N of Valid</i>	<i>N of Miss</i>	<i>Don't Know</i>	<i>Don't Agree</i>	<i>Somewhat Agree</i>	<i>Agree</i>	<i>Strong Agree</i>
Admin	11	36	18.2	36.4	27.3	18.2	0.0
Teach	553	978	18.8	38.0	29.1	10.1	4.0
Couns	11	24	0.0	72.7	27.3	0.0	0.0
Nurse	1	8	0.0	0.0	100.0	0.0	0.0
Psych	1	3	0.0	0.0	0.0	0.0	100.0
Clsfd	35	45	37.1	25.7	20.0	8.6	8.6
Social	0	1	0.0	0.0	0.0	0.0	0.0
ParPro	39	44	25.6	41.0	25.6	2.6	5.1
Other	48	104	25.0	41.7	22.9	8.3	2.1
TOTAL	699	1243	20.2	38.2	28.0	9.4	4.1

3.45 - My Work Place Is Unsafe Due To Outsiders Coming Into The School

<i>Grade Level</i>	<i>N of Valid</i>	<i>N of Miss</i>	<i>Don't Know</i>	<i>Don't Agree</i>	<i>Somewhat Agree</i>	<i>Agree</i>	<i>Strong Agree</i>
Admin	11	36	9.1	27.3	27.3	36.4	0.0
Teach	563	968	11.4	27.0	28.4	16.7	16.5
Couns	12	23	16.7	41.7	25.0	16.7	0.0
Nurse	1	8	0.0	0.0	100.0	0.0	0.0
Psych	1	3	0.0	0.0	100.0	0.0	0.0
Clsfd	38	42	23.7	28.9	10.5	26.3	10.5
Social	0	1	0.0	0.0	0.0	0.0	0.0
ParPro	39	44	23.1	30.8	23.1	10.3	12.8
Other	52	100	21.2	21.2	21.2	19.2	17.3
TOTAL	717	1225	13.4	27.1	26.8	17.3	15.5

3.46 - My Work Place Is Unsafe Due To Students Being More Violent Than In The Past

<i>Grade Level</i>	<i>N of Valid</i>	<i>N of Miss</i>	<i>Don't Know</i>	<i>Don't Agree</i>	<i>Somewhat Agree</i>	<i>Agree</i>	<i>Strong Agree</i>
Admin	11	36	9.1	36.4	27.3	27.3	0.0
Teach	570	961	6.8	19.1	25.4	24.6	24.0
Couns	13	22	0.0	23.1	38.5	7.7	30.8
Nurse	1	8	0.0	0.0	0.0	100.0	0.0
Psych	1	3	0.0	0.0	100.0	0.0	0.0
Clsfd	36	44	8.3	25.0	25.0	22.2	19.4
Social	0	1	0.0	0.0	0.0	0.0	0.0
ParPro	39	44	5.1	28.2	20.5	20.5	25.6
Other	54	98	14.8	20.4	14.8	22.2	27.8
TOTAL	725	1217	7.3	20.3	24.7	23.9	23.9

3.47 - My Work Place Is Unsafe Due To Rules Being Unclear Or Not Enforced

<i>Grade Level</i>	<i>N of Valid</i>	<i>N of Miss</i>	<i>Don't Know</i>	<i>Don't Agree</i>	<i>Somewhat Agree</i>	<i>Agree</i>	<i>Strong Agree</i>
Admin	11	36	9.1	54.5	18.2	18.2	0.0
Teach	570	961	6.5	31.6	21.9	16.8	23.2
Couns	11	24	0.0	54.5	9.1	36.4	0.0
Nurse	1	8	0.0	100.0	0.0	0.0	0.0
Psych	1	3	0.0	0.0	0.0	0.0	100.0
Clsfd	38	42	21.1	31.6	18.4	7.9	21.1
Social	0	1	0.0	0.0	0.0	0.0	0.0
ParPro	38	45	2.6	39.5	13.2	15.8	28.9
Other	53	99	11.3	28.3	17.0	22.6	20.8
TOTAL	723	1219	7.3	32.5	20.6	17.0	22.5

3.48 - My Work Place Is Unsafe Due To Lack Of Cooperation When Police Are Called

<i>Grade Level</i>	<i>N of Valid</i>	<i>N of Miss</i>	<i>Don't Know</i>	<i>Don't Agree</i>	<i>Somewhat Agree</i>	<i>Agree</i>	<i>Strong Agree</i>
Admin	11	36	18.2	63.6	0.0	18.2	0.0
Teach	552	979	25.7	54.3	9.8	5.1	5.1
Couns	11	24	0.0	81.8	9.1	9.1	0.0
Nurse	1	8	0.0	100.0	0.0	0.0	0.0
Psych	1	3	0.0	0.0	0.0	0.0	100.0
Clsfd	37	43	27.0	45.9	10.8	8.1	8.1
Social	0	1	0.0	0.0	0.0	0.0	0.0
ParPro	39	44	28.2	43.6	15.4	5.1	7.7
Other	53	99	35.8	47.2	9.4	3.8	3.8
TOTAL	705	1237	26.1	53.3	9.9	5.4	5.2

3.8. SCHOOL PERSONNEL PERCEPTIONS

3.49 - The Administration Informs Parents Of Prom Night Dangers

<i>Grade Level</i>	<i>N of Valid</i>	<i>N of Miss</i>	<i>Don't Know</i>	<i>Don't Agree</i>	<i>Somewhat Agree</i>	<i>Agree</i>	<i>Strong Agree</i>
Admin	38	9	18.4	21.1	7.9	23.7	28.9
Teach	1409	122	49.5	6.5	9.7	22.3	11.9
Couns	32	3	56.2	0.0	12.5	18.8	12.5
Nurse	8	1	50.0	12.5	0.0	12.5	25.0
Psych	4	0	50.0	0.0	0.0	25.0	25.0
Clsfd	75	5	30.7	4.0	8.0	33.3	24.0
Social	1	0	0.0	0.0	0.0	100.0	0.0
ParPro	77	6	58.4	6.5	9.1	14.3	11.7
Other	146	6	48.6	8.9	8.9	24.0	9.6
TOTAL	1790	152	48.5	6.8	9.5	22.5	12.7

3.50 - School Has A Dress Code That Prohibits Alcohol and Drug Ads

<i>Grade Level</i>	<i>N of Valid</i>	<i>N of Miss</i>	<i>Don't Know</i>	<i>Don't Agree</i>	<i>Somewhat Agree</i>	<i>Agree</i>	<i>Strong Agree</i>
Admin	46	1	10.9	4.3	6.5	21.7	56.5
Teach	1506	25	8.2	7.4	6.9	35.6	41.9
Couns	32	3	6.2	9.4	9.4	31.2	43.8
Nurse	9	0	11.1	0.0	11.1	55.6	22.2
Psych	4	0	0.0	50.0	0.0	25.0	25.0
Clsfd	79	1	7.6	1.3	8.9	43.0	39.2
Social	1	0	0.0	0.0	100.0	0.0	0.0
ParPro	83	0	7.2	7.2	8.4	38.6	38.6
Other	146	6	15.8	11.6	9.6	35.6	27.4
TOTAL	1906	36	8.8	7.5	7.3	35.7	40.8

3.51 - My School Suspends Students Who Are Truant

<i>Grade Level</i>	<i>N of Valid</i>	<i>N of Miss</i>	<i>Don't Know</i>	<i>Don't Agree</i>	<i>Somewhat Agree</i>	<i>Agree</i>	<i>Strong Agree</i>
Admin	44	3	6.8	43.2	25.0	15.9	9.1
Teach	1482	49	19.2	32.0	16.3	21.3	11.2
Couns	34	1	8.8	55.9	14.7	5.9	14.7
Nurse	9	0	11.1	33.3	22.2	11.1	22.2
Psych	4	0	25.0	75.0	0.0	0.0	0.0
Clsfd	80	0	18.8	18.8	12.5	37.5	12.5
Social	1	0	0.0	100.0	0.0	0.0	0.0
ParPro	83	0	26.5	18.1	9.6	37.3	8.4
Other	146	6	27.4	23.3	8.2	27.4	13.7
TOTAL	1883	59	19.6	31.0	15.3	22.7	11.4

3.52 - Curriculum Promotes NO USE For Alcohol and Drugs

<i>Grade Level</i>	<i>N of Valid</i>	<i>N of Miss</i>	<i>Don't Know</i>	<i>Don't Agree</i>	<i>Somewhat Agree</i>	<i>Agree</i>	<i>Strong Agree</i>
Admin	46	1	0.0	2.2	6.5	43.5	47.8
Teach	1494	37	5.2	4.5	11.4	35.7	43.2
Couns	34	1	2.9	0.0	11.8	35.3	50.0
Nurse	9	0	0.0	0.0	11.1	44.4	44.4
Psych	4	0	0.0	25.0	50.0	25.0	0.0
Clsfd	76	4	6.6	5.3	5.3	38.2	44.7
Social	1	0	0.0	0.0	0.0	100.0	0.0
ParPro	82	1	8.5	3.7	9.8	37.8	40.2
Other	147	5	9.5	3.4	8.2	47.6	31.3
TOTAL	1893	49	5.5	4.3	10.8	37.1	42.3

3.53 - Administration Follows Up On All Alcohol and Drug Use Reports

<i>Grade Level</i>	<i>N of Valid</i>	<i>N of Miss</i>	<i>Don't Know</i>	<i>Don't Agree</i>	<i>Somewhat Agree</i>	<i>Agree</i>	<i>Strong Agree</i>
Admin	47	0	2.1	2.1	4.3	36.2	55.3
Teach	1487	44	28.1	8.8	13.8	28.6	20.7
Couns	33	2	9.1	6.1	12.1	33.3	39.4
Nurse	8	1	0.0	37.5	0.0	50.0	12.5
Psych	4	0	25.0	25.0	25.0	0.0	25.0
Clsfd	76	4	21.1	5.3	13.2	42.1	18.4
Social	1	0	0.0	0.0	0.0	100.0	0.0
ParPro	83	0	32.5	7.2	4.8	34.9	20.5
Other	147	5	33.3	6.1	11.6	28.6	20.4
TOTAL	1886	56	27.3	8.3	12.9	29.7	21.7

3.54 - Students Most Often Talk To Friends About Alcohol and Drug Problems

<i>Grade Level</i>	<i>N of Valid</i>	<i>N of Miss</i>	<i>Don't Know</i>	<i>Don't Agree</i>	<i>Somewhat Agree</i>	<i>Agree</i>	<i>Strong Agree</i>
Admin	47	0	8.5	6.4	19.1	34.0	31.9
Teach	1486	45	18.1	5.8	19.0	35.0	22.1
Couns	33	2	3.0	6.1	27.3	39.4	24.2
Nurse	9	0	0.0	22.2	0.0	66.7	11.1
Psych	4	0	0.0	25.0	50.0	25.0	0.0
Clsfd	76	4	15.8	5.3	11.8	38.2	28.9
Social	1	0	0.0	0.0	0.0	0.0	100.0
ParPro	83	0	19.3	6.0	18.1	42.2	14.5
Other	146	6	21.2	6.8	21.2	36.3	14.4
TOTAL	1885	57	17.7	6.0	19.0	35.7	21.6

3.55 - Personnel Know Life Threatening Information Must Be Disclosed

<i>Grade Level</i>	<i>N of Valid</i>	<i>N of Miss</i>	<i>Don't Know</i>	<i>Don't Agree</i>	<i>Somewhat Agree</i>	<i>Agree</i>	<i>Strong Agree</i>
Admin	47	0	0.0	0.0	4.3	38.3	57.4
Teach	1489	42	8.4	3.4	9.6	39.8	38.8
Couns	34	1	2.9	0.0	5.9	32.4	58.8
Nurse	9	0	0.0	0.0	22.2	44.4	33.3
Psych	4	0	0.0	25.0	0.0	50.0	25.0
Clsfd	74	6	9.5	5.4	8.1	35.1	41.9
Social	1	0	0.0	0.0	0.0	0.0	100.0
ParPro	82	1	14.6	1.2	6.1	41.5	36.6
Other	147	5	15.0	2.0	7.5	44.2	31.3
TOTAL	1887	55	8.9	3.2	9.1	39.9	39.0

3.56 - Personnel Know How To Get Outside Help For Drug Using Students

<i>Grade Level</i>	<i>N of Valid</i>	<i>N of Miss</i>	<i>Don't Know</i>	<i>Don't Agree</i>	<i>Somewhat Agree</i>	<i>Agree</i>	<i>Strong Agree</i>
Admin	46	1	4.3	2.2	17.4	43.5	32.6
Teach	1488	43	10.8	7.6	19.6	39.1	22.9
Couns	34	1	0.0	8.8	29.4	29.4	32.4
Nurse	9	0	22.2	0.0	0.0	55.6	22.2
Psych	4	0	0.0	50.0	25.0	25.0	0.0
Clsfd	77	3	7.8	7.8	7.8	44.2	32.5
Social	1	0	0.0	0.0	0.0	0.0	100.0
ParPro	82	1	12.2	9.8	18.3	35.4	24.4
Other	145	7	18.6	5.5	20.0	33.8	22.1
TOTAL	1886	56	11.0	7.5	19.1	38.7	23.7

3.57 - Personnel Always Report Students They Suspect Deal Or Use

<i>Grade Level</i>	<i>N of Valid</i>	<i>N of Miss</i>	<i>Don't Know</i>	<i>Don't Agree</i>	<i>Somewhat Agree</i>	<i>Agree</i>	<i>Strong Agree</i>
Admin	46	1	4.3	4.3	6.5	52.2	32.6
Teach	1486	45	16.3	13.4	17.3	31.0	22.1
Couns	34	1	17.6	5.9	20.6	29.4	26.5
Nurse	9	0	0.0	22.2	44.4	33.3	0.0
Psych	4	0	25.0	25.0	50.0	0.0	0.0
Clsfd	75	5	5.3	4.0	12.0	44.0	34.7
Social	1	0	0.0	0.0	100.0	0.0	0.0
ParPro	82	1	18.3	8.5	17.1	37.8	18.3
Other	146	6	21.2	11.6	24.0	26.0	17.1
TOTAL	1883	59	16.0	12.4	17.6	31.8	22.2

3.9. SCHOOL PROGRAMS AND POLICY

3.58 - My School Has An Effective Alcohol And Drug Curriculum For All Grades

<i>Grade Level</i>	<i>N of Valid</i>	<i>N of Miss</i>	<i>Don't Know</i>	<i>Don't Agree</i>	<i>Somewhat Agree</i>	<i>Agree</i>	<i>Strong Agree</i>
Admin	46	1	6.5	10.9	26.1	37.0	19.6
Teach	1493	38	18.0	21.1	26.9	24.8	9.3
Couns	33	2	12.1	12.1	33.3	33.3	9.1
Nurse	9	0	0.0	66.7	0.0	33.3	0.0
Psych	4	0	50.0	25.0	25.0	0.0	0.0
Clsfd	77	3	22.1	15.6	10.4	33.8	18.2
Social	1	0	0.0	0.0	0.0	100.0	0.0
ParPro	82	1	22.0	17.1	23.2	26.8	11.0
Other	145	7	29.0	11.0	23.4	27.6	9.0
TOTAL	1890	52	18.7	19.7	25.7	25.9	9.9

3.59 - My School Has Effective Teacher Training Programs For Drug Prevention Ed.

<i>Grade Level</i>	<i>N of Valid</i>	<i>N of Miss</i>	<i>Don't Know</i>	<i>Don't Agree</i>	<i>Somewhat Agree</i>	<i>Agree</i>	<i>Strong Agree</i>
Admin	47	0	4.3	14.9	42.6	23.4	14.9
Teach	1488	43	15.7	33.6	26.8	18.0	5.9
Couns	34	1	5.9	41.2	38.2	5.9	8.8
Nurse	9	0	22.2	44.4	11.1	22.2	0.0
Psych	4	0	50.0	0.0	50.0	0.0	0.0
Clsfd	77	3	22.1	14.3	19.5	28.6	15.6
Social	1	0	0.0	0.0	0.0	100.0	0.0
ParPro	82	1	32.9	24.4	14.6	17.1	11.0
Other	147	5	32.7	15.6	23.8	22.4	5.4
TOTAL	1889	53	17.6	30.7	26.3	18.7	6.7

3.60 - My School Has An Effective Program For Students With An Alcohol and Drug Problem

<i>Grade Level</i>	<i>N of Valid</i>	<i>N of Miss</i>	<i>Don't Know</i>	<i>Don't Agree</i>	<i>Somewhat Agree</i>	<i>Agree</i>	<i>Strong Agree</i>
Admin	47	0	6.4	25.5	25.5	25.5	17.0
Teach	1480	51	35.0	28.2	16.6	15.4	4.9
Couns	34	1	14.7	41.2	26.5	8.8	8.8
Nurse	9	0	11.1	55.6	33.3	0.0	0.0
Psych	4	0	50.0	25.0	0.0	25.0	0.0
Clsfd	75	5	32.0	18.7	5.3	26.7	17.3
Social	1	0	0.0	0.0	100.0	0.0	0.0
ParPro	81	2	43.2	18.5	22.2	11.1	4.9
Other	144	8	40.3	18.8	13.9	19.4	7.6
TOTAL	1875	67	34.5	26.9	16.6	16.1	5.9

3.61 - My School Has An Effective Support Group For Alcohol and Drug Recovering Students

<i>Grade Level</i>	<i>N of Valid</i>	<i>N of Miss</i>	<i>Don't Know</i>	<i>Don't Agree</i>	<i>Somewhat Agree</i>	<i>Agree</i>	<i>Strong Agree</i>
Admin	46	1	13.0	45.7	17.4	8.7	15.2
Teach	1469	62	44.2	31.8	10.3	9.1	4.6
Couns	33	2	24.2	51.5	18.2	3.0	3.0
Nurse	9	0	11.1	77.8	11.1	0.0	0.0
Psych	4	0	50.0	0.0	25.0	0.0	25.0
Clsfd	77	3	37.7	23.4	9.1	18.2	11.7
Social	1	0	0.0	100.0	0.0	0.0	0.0
ParPro	81	2	51.9	22.2	12.3	7.4	6.2
Other	144	8	47.2	24.3	11.1	13.9	3.5
TOTAL	1864	78	43.2	31.3	10.7	9.5	5.2

3.62 - My School Has An Effective Student Anti-Drug Organization or Program

<i>Grade Level</i>	<i>N of Valid</i>	<i>N of Miss</i>	<i>Don't Know</i>	<i>Don't Agree</i>	<i>Somewhat Agree</i>	<i>Agree</i>	<i>Strong Agree</i>
Admin	47	0	6.4	17.0	14.9	44.7	17.0
Teach	1475	56	21.1	16.5	18.8	29.8	13.8
Couns	34	1	8.8	23.5	14.7	32.4	20.6
Nurse	9	0	11.1	22.2	33.3	22.2	11.1
Psych	4	0	25.0	0.0	0.0	50.0	25.0
Clsfd	77	3	23.4	11.7	15.6	28.6	20.8
Social	1	0	0.0	0.0	0.0	100.0	0.0
ParPro	82	1	29.3	7.3	19.5	28.0	15.9
Other	146	6	33.6	9.6	16.4	27.4	13.0
TOTAL	1875	67	21.9	15.5	18.4	29.9	14.3

3.63 - My School Has An Effective Drug Awareness/Ed. Program For Parents

<i>Grade Level</i>	<i>N of Valid</i>	<i>N of Miss</i>	<i>Don't Know</i>	<i>Don't Agree</i>	<i>Somewhat Agree</i>	<i>Agree</i>	<i>Strong Agree</i>
Admin	45	2	13.3	33.3	26.7	15.6	11.1
Teach	1474	57	39.0	24.5	15.3	15.1	6.1
Couns	32	3	18.8	34.4	25.0	21.9	0.0
Nurse	9	0	22.2	44.4	22.2	0.0	11.1
Psych	4	0	25.0	0.0	25.0	25.0	25.0
Clsfd	75	5	29.3	17.3	9.3	24.0	20.0
Social	1	0	0.0	100.0	0.0	0.0	0.0
ParPro	82	1	48.8	23.2	15.9	6.1	6.1
Other	144	8	43.8	16.0	18.1	16.0	6.2
TOTAL	1866	76	38.3	24.0	15.8	15.2	6.8

3.64 - My School Has An Effective Crisis Intervention Team

<i>Grade Level</i>	<i>N of Valid</i>	<i>N of Miss</i>	<i>Don't Know</i>	<i>Don't Agree</i>	<i>Somewhat Agree</i>	<i>Agree</i>	<i>Strong Agree</i>
Admin	47	0	6.4	8.5	17.0	38.3	29.8
Teach	1477	54	24.7	13.8	17.8	26.7	17.0
Couns	34	1	0.0	8.8	14.7	41.2	35.3
Nurse	9	0	22.2	11.1	0.0	11.1	55.6
Psych	4	0	25.0	0.0	0.0	25.0	50.0
Clfsd	75	5	26.7	6.7	16.0	28.0	22.7
Social	1	0	0.0	0.0	0.0	0.0	100.0
ParPro	82	1	32.9	11.0	19.5	26.8	9.8
Other	144	8	31.2	10.4	13.2	28.5	16.7
TOTAL	1873	69	24.7	12.9	17.2	27.3	17.8

3.65 - My School Has An Effective Parent, Teacher, Student Association

<i>Grade Level</i>	<i>N of Valid</i>	<i>N of Miss</i>	<i>Don't Know</i>	<i>Don't Agree</i>	<i>Somewhat Agree</i>	<i>Agree</i>	<i>Strong Agree</i>
Admin	47	0	2.1	10.6	10.6	36.2	40.4
Teach	1473	58	15.1	14.9	14.3	30.3	25.3
Couns	34	1	11.8	17.6	5.9	35.3	29.4
Nurse	9	0	0.0	22.2	33.3	33.3	11.1
Psych	4	0	25.0	0.0	0.0	0.0	75.0
Clfsd	76	4	14.5	10.5	9.2	35.5	30.3
Social	1	0	100.0	0.0	0.0	0.0	0.0
ParPro	82	1	32.9	14.6	13.4	25.6	13.4
Other	143	9	21.0	10.5	13.3	33.6	21.7
TOTAL	1869	73	15.9	14.3	13.8	30.8	25.2

3.66 - My School Has An Effective Employee Assistance Program Available

<i>Grade Level</i>	<i>N of Valid</i>	<i>N of Miss</i>	<i>Don't Know</i>	<i>Don't Agree</i>	<i>Somewhat Agree</i>	<i>Agree</i>	<i>Strong Agree</i>
Admin	46	1	13.0	19.6	15.2	19.6	32.6
Teach	1469	62	39.8	15.9	10.4	20.1	13.8
Couns	33	2	33.3	24.2	15.2	9.1	18.2
Nurse	9	0	11.1	11.1	11.1	33.3	33.3
Psych	4	0	25.0	0.0	0.0	50.0	25.0
Clfsd	73	7	24.7	15.1	16.4	24.7	19.2
Social	1	0	100.0	0.0	0.0	0.0	0.0
ParPro	82	1	40.2	9.8	9.8	20.7	19.5
Other	144	8	36.1	8.3	10.4	26.4	18.8
TOTAL	1861	81	38.0	15.2	10.8	20.7	15.3

3.67 - School Personnel Understand The School Drug Policy

<i>Grade Level</i>	<i>N of Valid</i>	<i>N of Miss</i>	<i>Don't Know</i>	<i>Don't Agree</i>	<i>Somewhat Agree</i>	<i>Agree</i>	<i>Strong Agree</i>
Admin	47	0	4.3	2.1	4.3	40.4	48.9
Teach	1460	71	9.1	6.2	19.3	40.3	25.1
Couns	33	2	9.1	3.0	21.2	39.4	27.3
Nurse	9	0	11.1	11.1	22.2	44.4	11.1
Psych	4	0	25.0	25.0	25.0	25.0	0.0
Clsfd	75	5	12.0	4.0	12.0	41.3	30.7
Social	1	0	0.0	0.0	0.0	100.0	0.0
ParPro	80	3	15.0	5.0	12.5	43.8	23.8
Other	139	13	16.5	6.5	18.0	43.9	15.1
TOTAL	1848	94	10.0	6.0	18.3	40.7	25.0

3.68 - School Personnel Know The Consequences of Student Drug Use

<i>Grade Level</i>	<i>N of Valid</i>	<i>N of Miss</i>	<i>Don't Know</i>	<i>Don't Agree</i>	<i>Somewhat Agree</i>	<i>Agree</i>	<i>Strong Agree</i>
Admin	47	0	2.1	0.0	10.6	53.2	34.0
Teach	1458	73	9.5	9.5	21.9	36.5	22.6
Couns	33	2	3.0	15.2	18.2	33.3	30.3
Nurse	9	0	11.1	11.1	33.3	33.3	11.1
Psych	4	0	25.0	25.0	25.0	25.0	0.0
Clsfd	73	7	9.6	2.7	11.0	46.6	30.1
Social	1	0	0.0	0.0	0.0	100.0	0.0
ParPro	81	2	12.3	7.4	14.8	40.7	24.7
Other	139	13	15.8	3.6	23.0	41.0	16.5
TOTAL	1845	97	9.9	8.6	21.0	37.8	22.8

3.69 - The School Policy On Drugs Is Applied Fairly

<i>Grade Level</i>	<i>N of Valid</i>	<i>N of Miss</i>	<i>Don't Know</i>	<i>Don't Agree</i>	<i>Somewhat Agree</i>	<i>Agree</i>	<i>Strong Agree</i>
Admin	47	0	6.4	0.0	6.4	44.7	42.6
Teach	1445	86	24.4	10.4	15.7	31.3	18.1
Couns	33	2	15.2	3.0	18.2	39.4	24.2
Nurse	9	0	44.4	0.0	22.2	22.2	11.1
Psych	4	0	50.0	25.0	25.0	0.0	0.0
Clsfd	76	4	13.2	7.9	9.2	46.1	23.7
Social	1	0	0.0	0.0	0.0	100.0	0.0
ParPro	79	4	26.6	7.6	13.9	31.6	20.3
Other	138	14	29.0	8.7	15.9	30.4	15.9
TOTAL	1832	110	23.9	9.7	15.2	32.3	18.9

3.70 - The School Policy On Drugs Is Applied Consistently

<i>Grade Level</i>	<i>N of Valid</i>	<i>N of Miss</i>	<i>Don't Know</i>	<i>Don't Agree</i>	<i>Somewhat Agree</i>	<i>Agree</i>	<i>Strong Agree</i>
Admin	47	0	6.4	0.0	4.3	51.1	38.3
Teach	1447	84	25.6	14.7	16.3	27.2	16.2
Couns	32	3	9.4	6.2	28.1	37.5	18.8
Nurse	9	0	33.3	0.0	44.4	0.0	22.2
Psych	4	0	50.0	25.0	25.0	0.0	0.0
Clsfd	77	3	15.6	7.8	13.0	40.3	23.4
Social	1	0	0.0	0.0	0.0	100.0	0.0
ParPro	80	3	27.5	13.8	12.5	30.0	16.2
Other	139	13	30.2	15.1	11.5	28.1	15.1
TOTAL	1836	106	24.9	13.8	15.7	28.5	17.0

3.71 - Strict Enforcement Of Policy Has Minimized Our Problems

<i>Grade Level</i>	<i>N of Valid</i>	<i>N of Miss</i>	<i>Don't Know</i>	<i>Don't Agree</i>	<i>Somewhat Agree</i>	<i>Agree</i>	<i>Strong Agree</i>
Admin	46	1	13.0	2.2	13.0	43.5	28.3
Teach	1445	86	28.3	17.4	19.2	22.3	12.8
Couns	32	3	25.0	12.5	9.4	40.6	12.5
Nurse	9	0	22.2	22.2	33.3	22.2	0.0
Psych	4	0	50.0	25.0	25.0	0.0	0.0
Clsfd	74	6	17.6	10.8	16.2	37.8	17.6
Social	1	0	100.0	0.0	0.0	0.0	0.0
ParPro	80	3	31.2	13.8	15.0	25.0	15.0
Other	139	13	39.6	10.8	14.4	25.2	10.1
TOTAL	1830	112	28.5	16.1	18.3	24.0	13.2

3.10. TRAINING NEEDS

3.72 - I Need Training In Recognizing Signs And Symptoms of Alcohol and Drug Use

<i>Grade Level</i>	<i>N of Valid</i>	<i>N of Miss</i>	<i>No Train</i>	<i>Some Train</i>	<i>Lot Train</i>
Admin	46	1	23.9	73.9	2.2
Teach	1488	43	28.4	60.3	11.3
Couns	33	2	27.3	69.7	3.0
Nurse	9	0	22.2	66.7	11.1
Psych	4	0	50.0	50.0	0.0
Clsfd	78	2	23.1	62.8	14.1
Social	1	0	100.0	0.0	0.0
ParPro	81	2	19.8	60.5	19.8
Other	143	9	32.9	58.7	8.4
TOTAL	1883	59	28.0	60.8	11.2

3.73 - I Need Training In Biological Effects Of Alcohol and Drug Use

<i>Grade Level</i>	<i>N of Valid</i>	<i>N of Miss</i>	<i>No Train</i>	<i>Some Train</i>	<i>Lot Train</i>
Admin	46	1	39.1	54.3	6.5
Teach	1483	48	41.1	50.9	8.0
Couns	34	1	35.3	58.8	5.9
Nurse	9	0	22.2	66.7	11.1
Psych	4	0	50.0	50.0	0.0
Clsfd	77	3	32.5	55.8	11.7
Social	1	0	100.0	0.0	0.0
ParPro	82	1	29.3	54.9	15.9
Other	141	11	35.5	57.4	7.1
TOTAL	1877	65	39.6	52.1	8.4

3.74 - I Need Training In How Child's Social World Affects Alcohol and Drug Use

<i>Grade Level</i>	<i>N of Valid</i>	<i>N of Miss</i>	<i>No Train</i>	<i>Some Train</i>	<i>Lot Train</i>
Admin	46	1	34.8	60.9	4.3
Teach	1478	53	38.7	51.0	10.3
Couns	34	1	26.5	67.6	5.9
Nurse	9	0	33.3	55.6	11.1
Psych	4	0	50.0	50.0	0.0
Clsfd	77	3	28.6	54.5	16.9
Social	1	0	100.0	0.0	0.0
ParPro	82	1	24.4	59.8	15.9
Other	140	12	36.4	57.1	6.4
TOTAL	1871	71	37.2	52.5	10.3

3.75 - I Need Training In Student Refusal Skills

<i>Grade Level</i>	<i>N of Valid</i>	<i>N of Miss</i>	<i>No Train</i>	<i>Some Train</i>	<i>Lot Train</i>
Admin	46	1	32.6	56.5	10.9
Teach	1477	54	28.4	55.2	16.3
Couns	34	1	35.3	58.8	5.9
Nurse	9	0	11.1	55.6	33.3
Psych	4	0	50.0	25.0	25.0
Clsfd	75	5	22.7	57.3	20.0
Social	1	0	0.0	100.0	0.0
ParPro	83	0	18.1	56.6	25.3
Other	136	16	30.1	58.1	11.8
TOTAL	1865	77	28.0	55.7	16.3

3.76 - I Need Training In Alcohol And Other Drug Curricula

<i>Grade Level</i>	<i>N of Valid</i>	<i>N of Miss</i>	<i>No Train</i>	<i>Some Train</i>	<i>Lot Train</i>
Admin	46	1	43.5	50.0	6.5
Teach	1472	59	36.1	53.9	10.1
Couns	34	1	29.4	55.9	14.7
Nurse	9	0	0.0	77.8	22.2
Psych	4	0	25.0	75.0	0.0
Clsfd	76	4	27.6	60.5	11.8
Social	1	0	0.0	100.0	0.0
ParPro	82	1	28.0	54.9	17.1
Other	136	16	32.4	58.1	9.6
TOTAL	1860	82	34.9	54.6	10.4

3.77 - I Need Training In Personal Liabilities And Responsibilities

<i>Grade Level</i>	<i>N of Valid</i>	<i>N of Miss</i>	<i>No Train</i>	<i>Some Train</i>	<i>Lot Train</i>
Admin	45	2	35.6	51.1	13.3
Teach	1482	49	24.4	56.2	19.4
Couns	34	1	23.5	58.8	17.6
Nurse	9	0	0.0	77.8	22.2
Psych	4	0	50.0	50.0	0.0
Clsfd	75	5	26.7	54.7	18.7
Social	1	0	100.0	0.0	0.0
ParPro	81	2	14.8	63.0	22.2
Other	138	14	29.7	52.9	17.4
TOTAL	1869	73	24.7	56.2	19.2

3.78 - I Need Training In Locating And Using Community Resources

<i>Grade Level</i>	<i>N of Valid</i>	<i>N of Miss</i>	<i>No Train</i>	<i>Some Train</i>	<i>Lot Train</i>
Admin	46	1	28.3	63.0	8.7
Teach	1471	60	28.6	57.0	14.3
Couns	34	1	32.4	44.1	23.5
Nurse	9	0	33.3	44.4	22.2
Psych	4	0	50.0	25.0	25.0
Clsfd	75	5	33.3	52.0	14.7
Social	1	0	100.0	0.0	0.0
ParPro	82	1	11.0	64.6	24.4
Other	139	13	25.9	59.7	14.4
TOTAL	1861	81	28.0	57.1	14.9

3.79 - I Need Training In Drug Ed. Training {} Awareness For Parents

<i>Grade Level</i>	<i>N of Valid</i>	<i>N of Miss</i>	<i>No Train</i>	<i>Some Train</i>	<i>Lot Train</i>
Admin	46	1	21.7	65.2	13.0
Teach	1478	53	29.0	49.0	22.0
Couns	34	1	11.8	61.8	26.5
Nurse	9	0	0.0	66.7	33.3
Psych	4	0	50.0	50.0	0.0
Clsfd	76	4	22.4	55.3	22.4
Social	1	0	0.0	100.0	0.0
ParPro	82	1	17.1	57.3	25.6
Other	140	12	26.4	55.0	18.6
TOTAL	1870	72	27.4	50.8	21.8

3.80 - I Need Training In Risk Factor Reduction

<i>Grade Level</i>	<i>N of Valid</i>	<i>N of Miss</i>	<i>No Train</i>	<i>Some Train</i>	<i>Lot Train</i>
Admin	46	1	34.8	58.7	6.5
Teach	1477	54	26.1	58.3	15.6
Couns	34	1	23.5	67.6	8.8
Nurse	9	0	0.0	66.7	33.3
Psych	4	0	50.0	50.0	0.0
Clsfd	75	5	25.3	56.0	18.7
Social	1	0	0.0	100.0	0.0
ParPro	82	1	15.9	62.2	22.0
Other	138	14	25.4	60.9	13.8
TOTAL	1866	76	25.6	58.8	15.6

TABLE OF CONTENTS

1 INTRODUCTION	1
2 SUMMARY INFORMATION	2
2.1 DRUG PROGRAMS	2
2.1.1 Effectiveness of Programs	2
2.1.2 Less Known Programs	2
2.2 SAFETY IN THE WORKPLACE	2
2.3 DRUG POLICY	3
2.3.1 Knowledge of School Drug Policy	3
2.3.2 Compliance With School Drug Policy	3
2.4 DRUG USE	3
2.5 DRUG INFORMATION QUIZ	3
2.6 TRAINING NEEDS	4
2.6.1 Training Needs of Teachers	4
2.6.2 Training Needs of Administration	4
2.6.3 Training Needs Reported By Other Faculty	4
3 PERCENTAGE TABLES	9
3.1 INFORMATION ABOUT MY WORK	10
3.2 DRUG INFORMATION - ALCOHOL (* = correct response)	11
3.3 DRUG INFORMATION - MARIJUANA (* = correct response)	13
3.4 DRUG INFORMATION - TOBACCO (* = correct response)	15
3.5 DRUG USE BEHAVIOR OF CO-WORKERS	17
3.6 DRUG USE BEHAVIOR OF STUDENTS	21
3.7 SAFETY IN THE WORKPLACE	25
3.8 SCHOOL PERSONNEL PERCEPTIONS	28
3.9 SCHOOL PROGRAMS AND POLICY	31
3.10 TRAINING NEEDS	36

LIST OF TABLES

3.1 - My Major Teaching Field Is:	10
3.2 - I Work At:	10
3.3 - Alcohol May Cause Liver Damage	11
3.4 - Alcohol May Cause Cancer	11
3.5 - 10% of Alcohol Users Become Addicted	11
3.6 - Alcohol is Fat Soluble	12
3.7 - Wine Coolers Have Less Alcohol Than Beer	12
3.8 - Alcohol Is A Stimulant	12
3.9 - Marijuana May Hurt Immune System	13
3.10 - Marijuana Is Fat Soluble	13
3.11 - Marijuana May Cause Birth Defects	13
3.12 - Marijuana May Cause Cancer	14
3.13 - Marijuana Is Less Addictive Than Alcohol	14
3.14 - Marijuana Is Legal In Some States	14
3.15 - Tobacco Causes Cancer	15
3.16 - Tobacco Causes Low Birth Weight	15
3.17 - Tobacco Is Less Addictive Than Alcohol	15
3.18 - Tobacco Causes Early Skin Damage	16
3.19 - Tobacco Will Decrease Reaction Time	16
3.20 - Most Users Of Tobacco Are Addicted By Age 14	16
3.21 - Within The Past Year, What Percent of Your Co-workers Used Cigarettes	17
3.22 - Within The Past Year, What Percent of Your Co-workers Used Beer	17
3.23 - Within The Past Year, What Percent of Your Co-workers Used Wine Coolers	17
3.24 - Within The Past Year, What Percent of Your Co-workers Used Liquor	18
3.25 - Within The Past Year, What Percent of Your Co-workers Used Marijuana	18
3.26 - Within The Past Year, What Percent of Your Co-workers Used Cocaine/Crack	18
3.27 - Within The Past Year, What Percent of Your Co-workers Used Uppers	19
3.28 - Within The Past Year, What Percent of Your Co-workers Used Downers	19
3.29 - Within The Past Year, What Percent of Your Co-workers Used Inhalants	19
3.30 - Within The Past Year, What Percent of Your Co-workers Used Hallucinogens	20
3.31 - Within The Past Year, What Percent of Your School's Students Used Cigarettes	21
3.32 - Within The Past Year, What Percent of Your School's Students Used Beer	21
3.33 - Within The Past Year, What Percent of Your School's Students Used Wine Coolers	21
3.34 - Within The Past Year, What Percent of Your School's Students Used Liquor	22
3.35 - Within The Past Year, What Percent of Your School's Students Used Marijuana	22
3.36 - Within The Past Year, What Percent of Your School's Students Used Cocaine/Crack	22
3.37 - Within The Past Year, What Percent of Your School's Students Used Uppers	23

3.38 - Within The Past Year, What Percent of Your School's Students Used Downers	23
3.39 - Within The Past Year, What Percent of Your School's Students Used Inhalants	23
3.40 - Within The Past Year, What Percent of Your School's Students Used Hallucino- gens	24
3.41 - My Work Place Is Safe	25
3.42 - My Work Place Is Unsafe Due To Alcohol And/Or Drug Use By Students	25
3.43 - My Work Place Is Unsafe Due To Drug Dealing By Students	25
3.44 - My Work Place Is Unsafe Due To Students Who Carry Weapons	26
3.45 - My Work Place Is Unsafe Due To Outsiders Coming Into The School	26
3.46 - My Work Place Is Unsafe Due To Students Being More Violent Than In The Past	26
3.47 - My Work Place Is Unsafe Due To Rules Being Unclear Or Not Enforced	27
3.48 - My Work Place Is Unsafe Due To Lack Of Cooperation When Police Are Called	27
3.49 - The Administration Informs Parents Of Prom Night Dangers	28
3.50 - School Has A Dress Code That Prohibits Alcohol and Drug Ads	28
3.51 - My School Suspends Students Who Are Truant	28
3.52 - Curriculum Promotes NO USE For Alcohol and Drugs	29
3.53 - Administration Follows Up On All Alcohol and Drug Use Reports	29
3.54 - Students Most Often Talk To Friends About Alcohol and Drug Problems	29
3.55 - Personnel Know Life Threatening Information Must Be Disclosed	30
3.56 - Personnel Know How To Get Outside Help For Drug Using Students	30
3.57 - Personnel Always Report Students They Suspect Deal Or Use	30
3.58 - My School Has An Effective Alcohol And Drug Curriculum For All Grades	31
3.59 - My School Has Effective Teacher Training Programs For Drug Prevention Ed.	31
3.60 - My School Has An Effective Program For Students With An Alcohol and Drug Problem	31
3.61 - My School Has An Effective Support Group For Alcohol and Drug Recovering Students	32
3.62 - My School Has An Effective Student Anti-Drug Organization or Program	32
3.63 - My School Has An Effective Drug Awareness/Ed. Program For Parents	32
3.64 - My School Has An Effective Crisis Intervention Team	33
3.65 - My School Has An Effective Parent, Teacher, Student Association	33
3.66 - My School Has An Effective Employee Assistance Program Available	33
3.67 - School Personnel Understand The School Drug Policy	34
3.68 - School Personnel Know The Consequences of Student Drug Use	34
3.69 - The School Policy On Drugs Is Applied Fairly	34
3.70 - The School Policy On Drugs Is Applied Consistently	35
3.71 - Strict Enforcement Of Policy Has Minimized Our Problems	35
3.72 - I Need Training In Recognizing Signs And Symptoms of Alcohol and Drug Use	36
3.73 - I Need Training In Biological Effects Of Alcohol and Drug Use	36
3.74 - I Need Training In How Child's Social World Affects Alcohol and Drug Use	36
3.75 - I Need Training In Student Refusal Skills	37
3.76 - I Need Training In Alcohol And Other Drug Curricula	37
3.77 - I Need Training In Personal Liabilities And Responsibilities	37
3.78 - I Need Training In Locating And Using Community Resources	38

List of Tables

3.79 - I Need Training In Drug Ed. Training {} Awareness For Parents	38
3.80 - I Need Training In Risk Factor Reduction	38

LIST OF FIGURES

2.1 - Training Needs Assessment	6
2.2 - Training Needs Assessment	6
2.3 - Training Needs Assessment	6
2.4 - Faculty Perception of Student Gateway Drug Use	7
2.5 - Faculty Perception of Student Illicit Drug Use	7
2.6 - Drug Information Quiz Averages	8