

PRIDE QUESTIONNAIRE REPORT

1999-2000 National Summary
Parents

UP990001-24

Mon Aug 12 15:40:35 CDT 2002



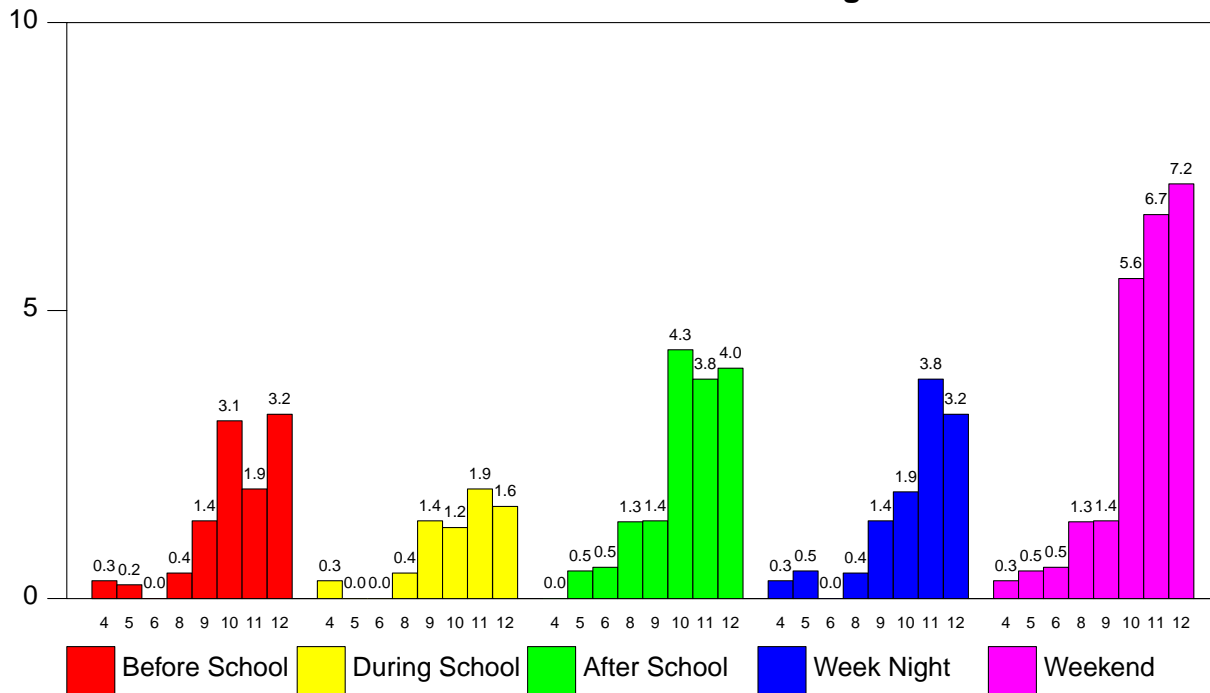
CHAPTER 1

STANDARD GRAPHICS

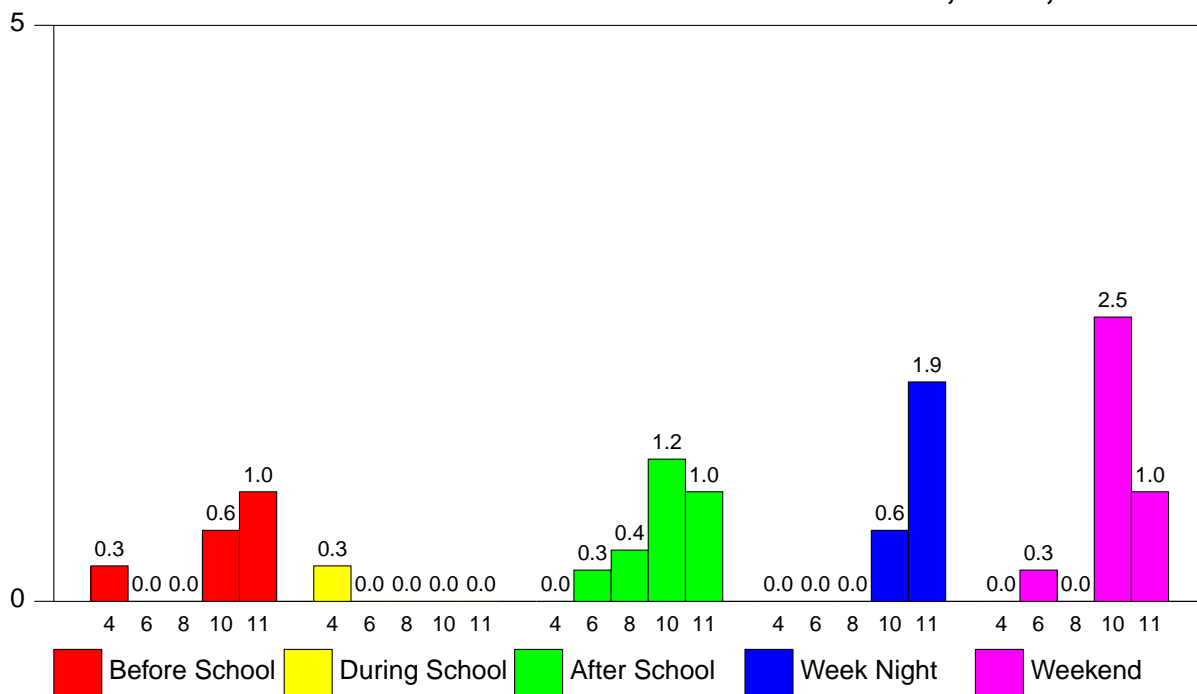
The following graphs show the parents' perception of when their child's use of drugs and alcohol occurs. Typically, students report that most drug and alcohol use occurs on week nights and weekends.

1.1. When Does Your Child Use

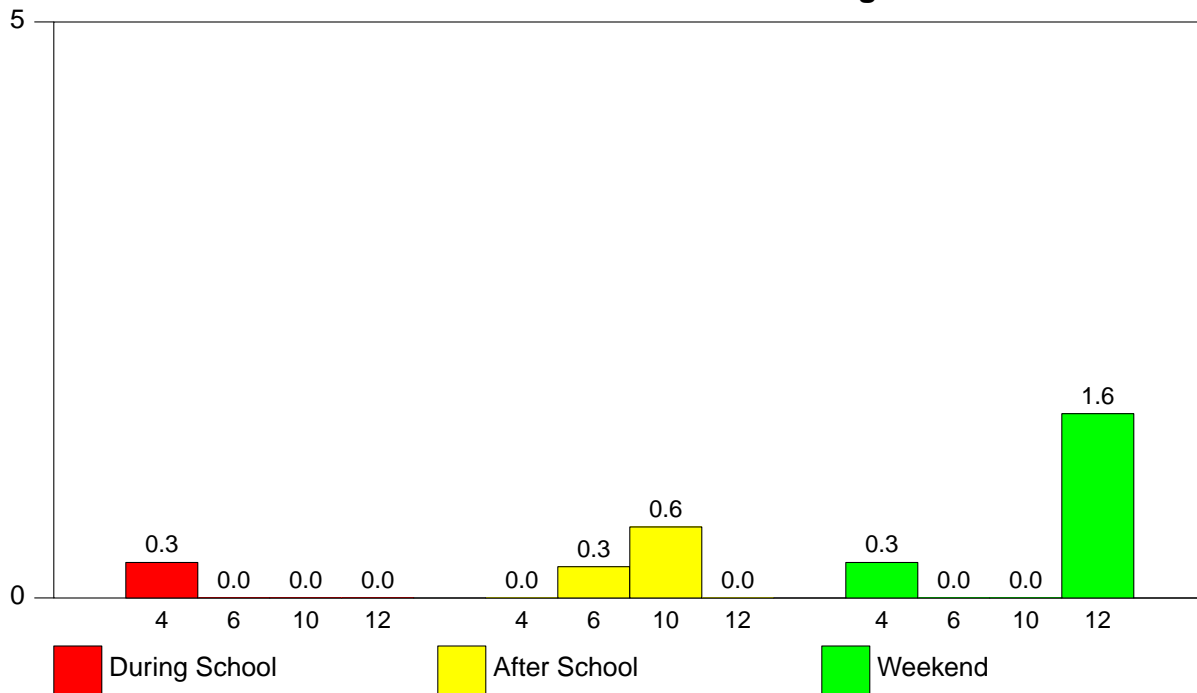
1.1 - When Does Your Child Use Cigarettes



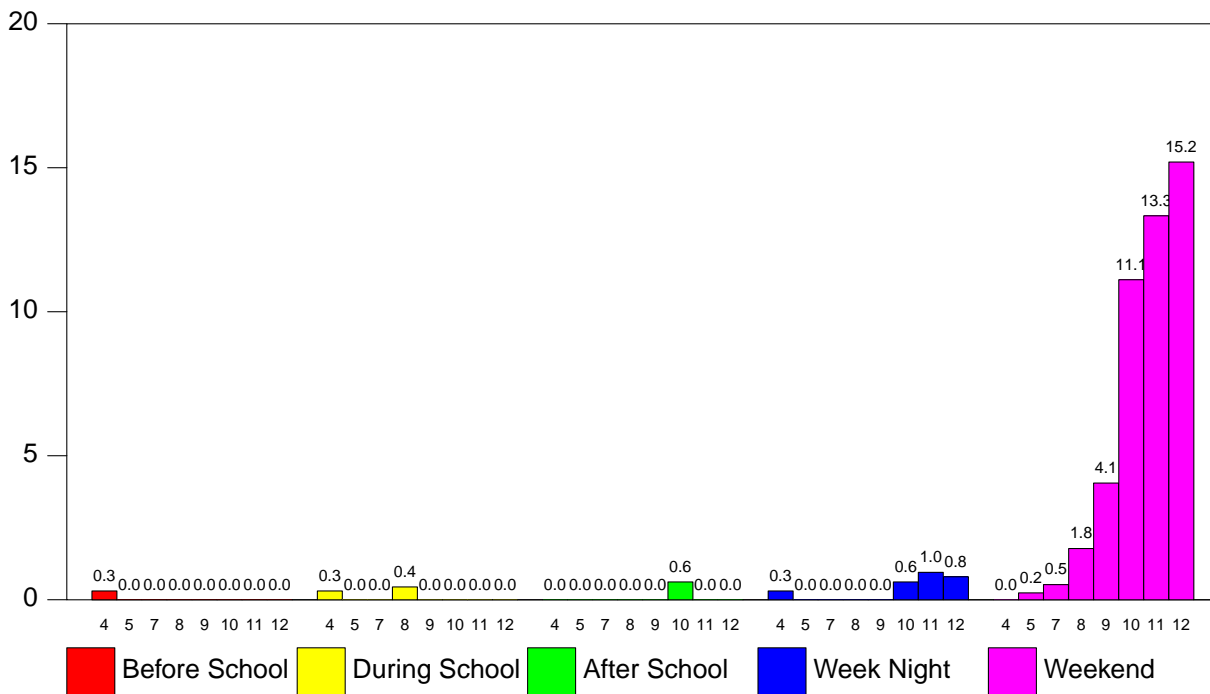
1.2 - When Does Your Child Use Smokeless Tobacco, Snuff, etc



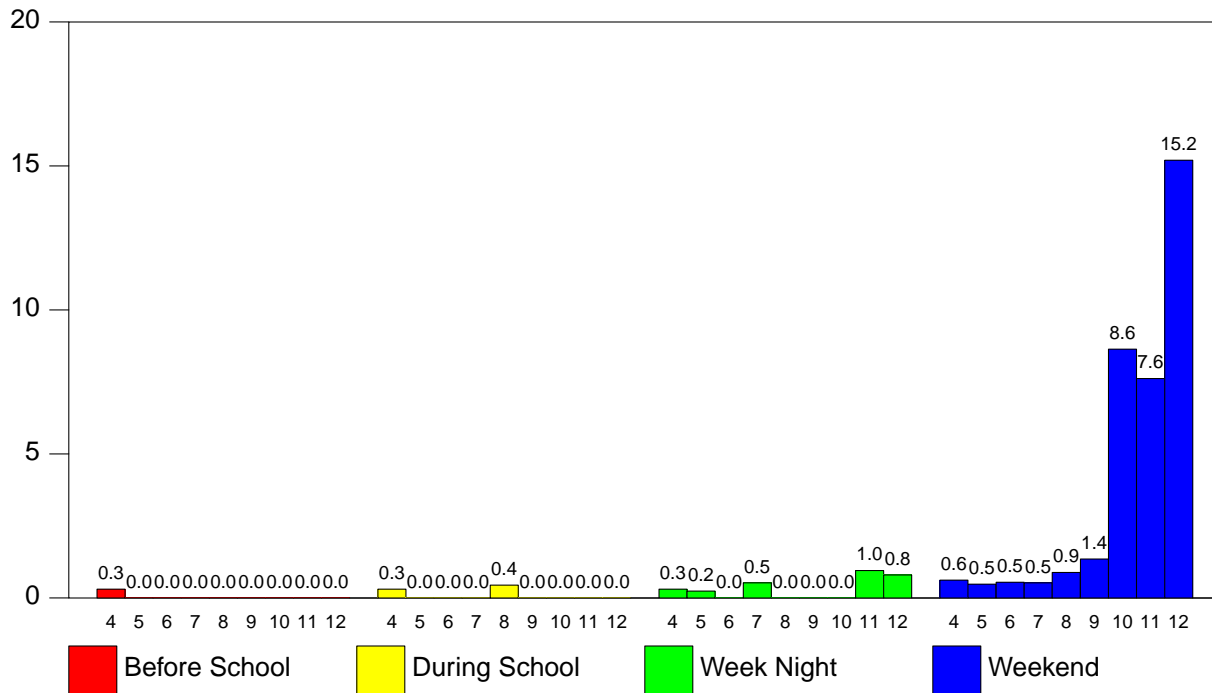
1.3 - When Does Your Child Use Cigars



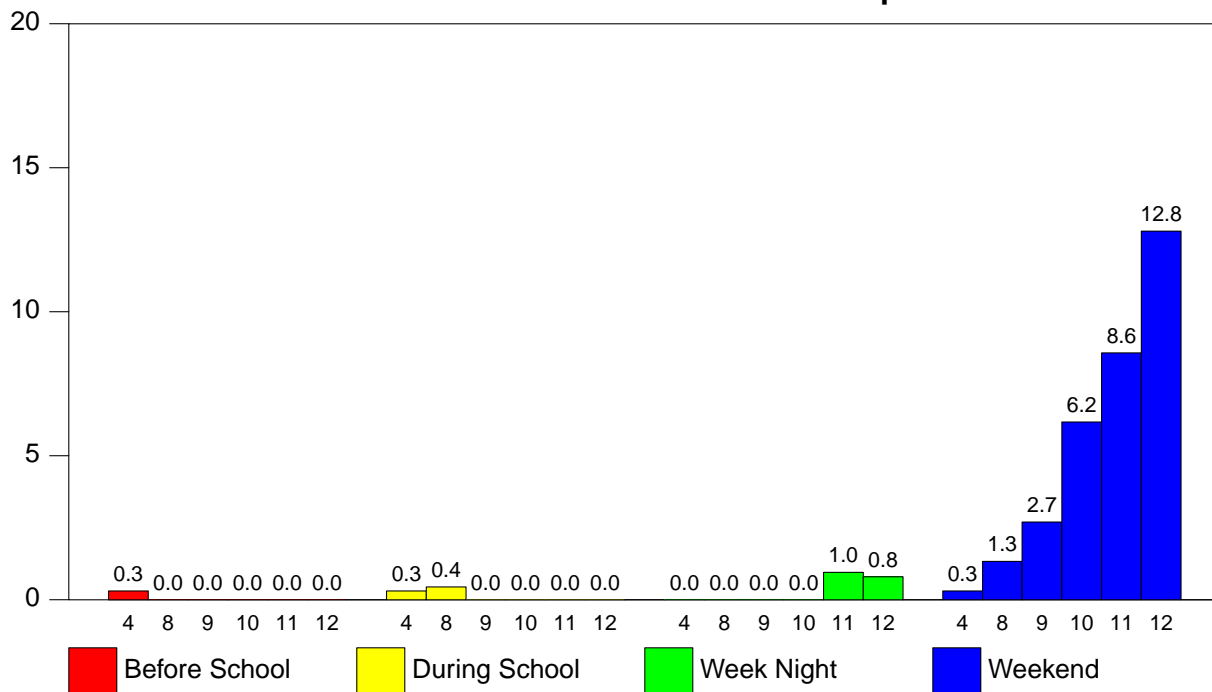
1.4 - When Does Your Child Use Beer



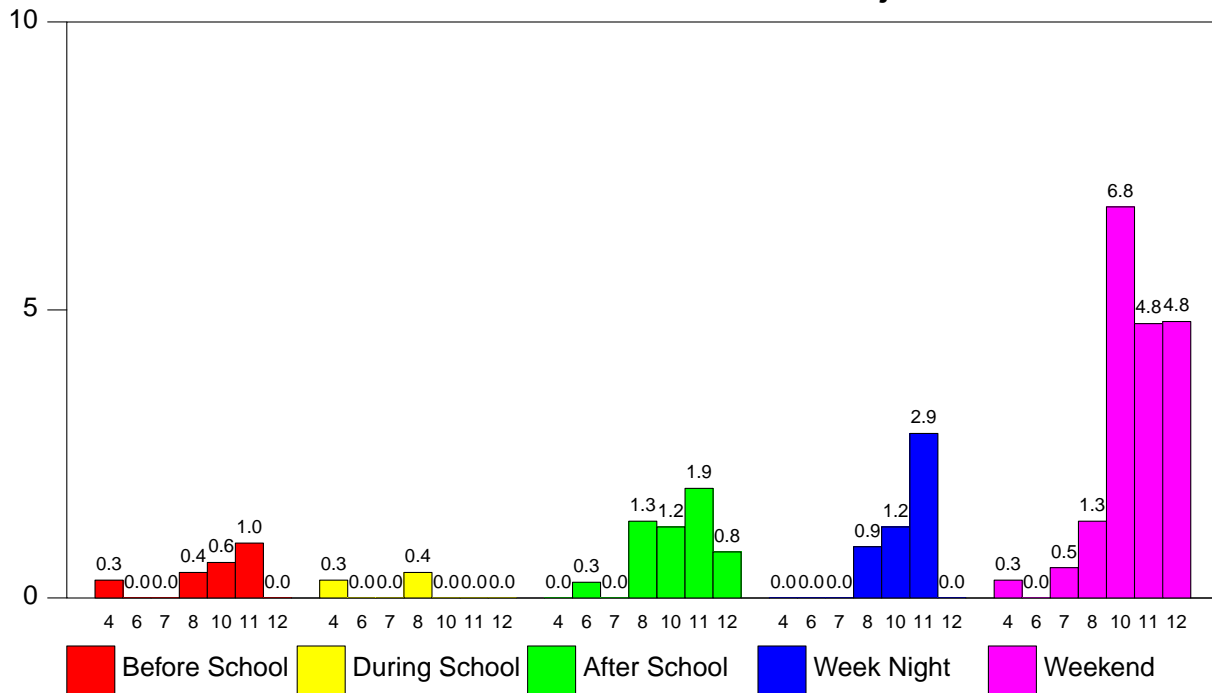
1.5 - When Does Your Child Use Wine Coolers



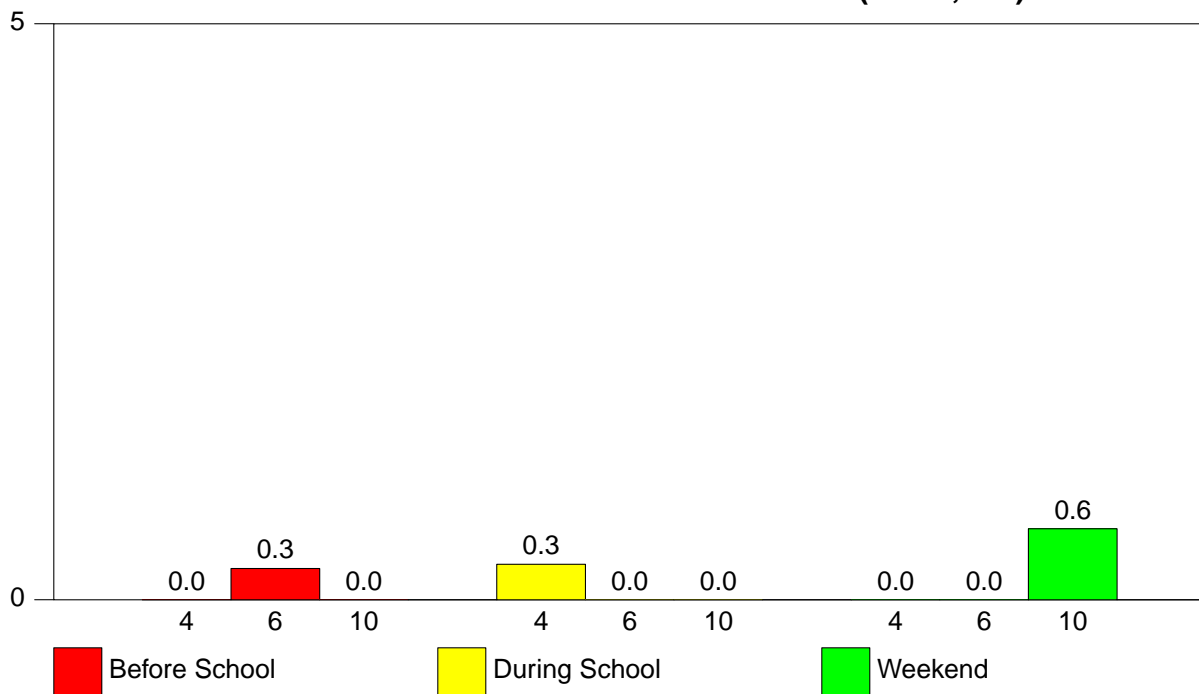
1.6 - When Does Your Child Use Liquor



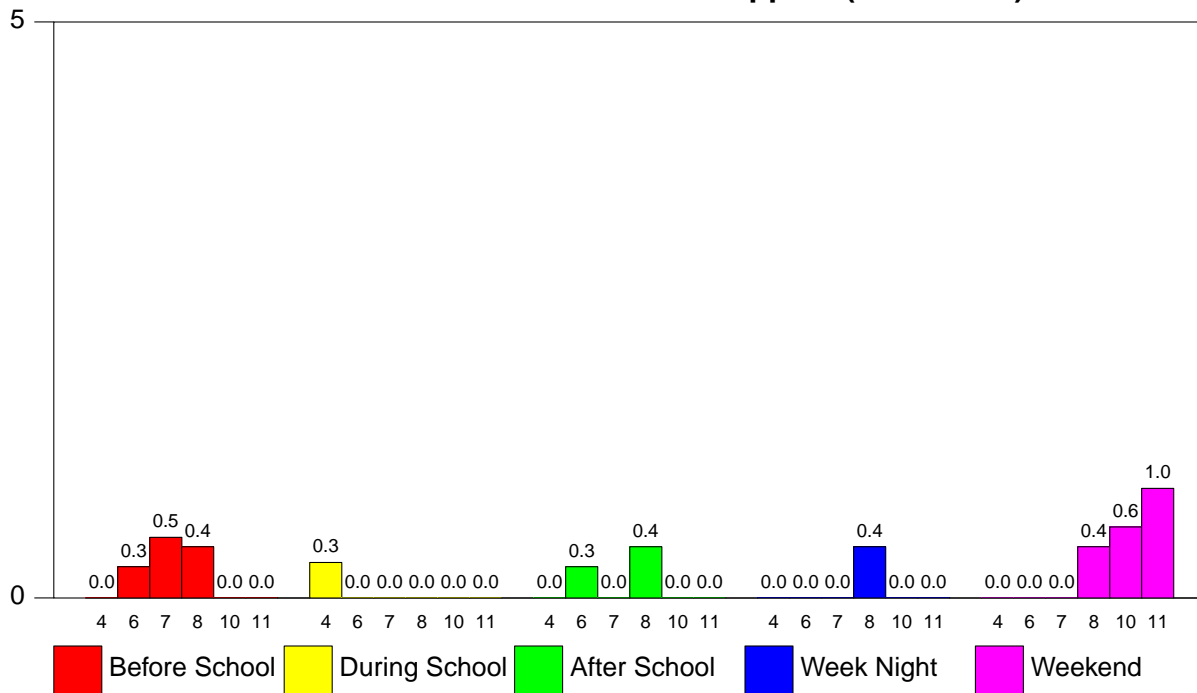
1.7 - When Does Your Child Use Marijuana



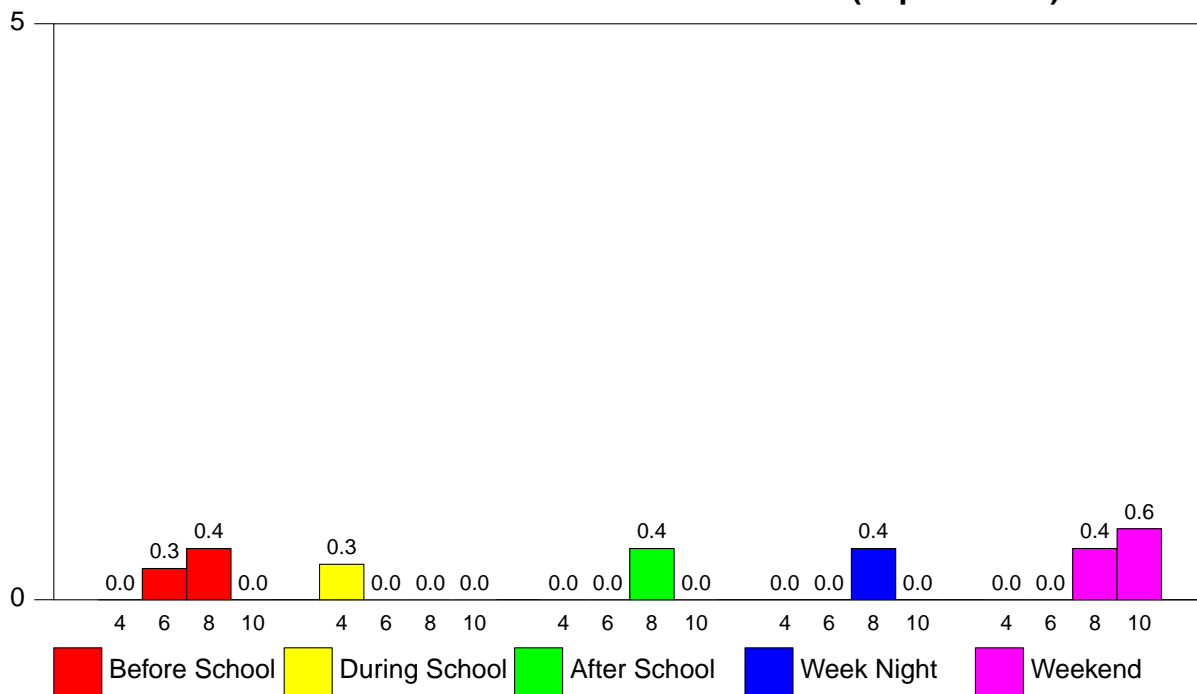
1.8 - When Does Your Child Use Cocaine (crack, etc)



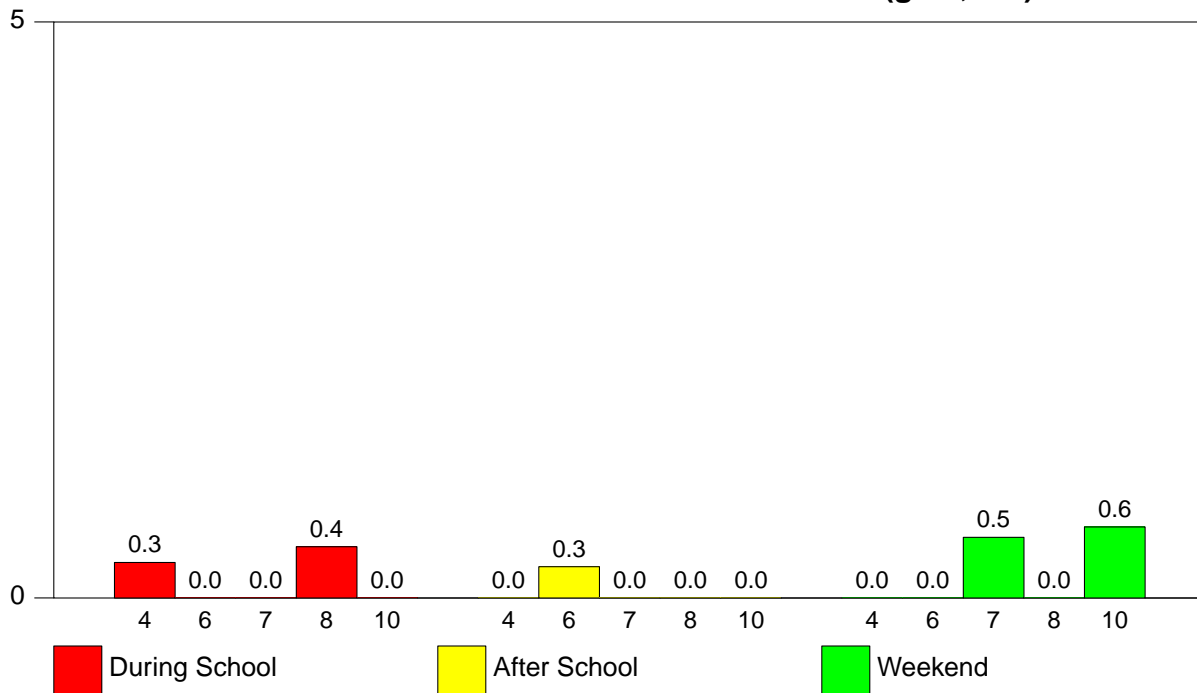
1.9 - When Does Your Child Use Uppers (stimulants)



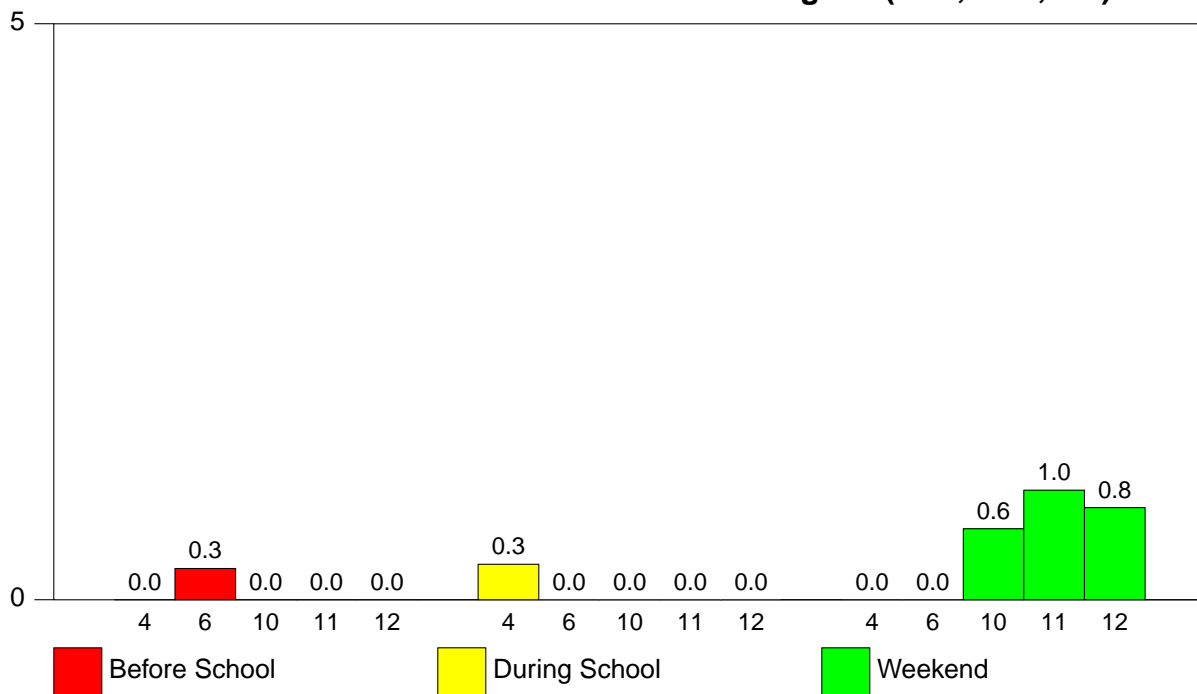
1.10 - When Does Your Child Use Downers (depressants)



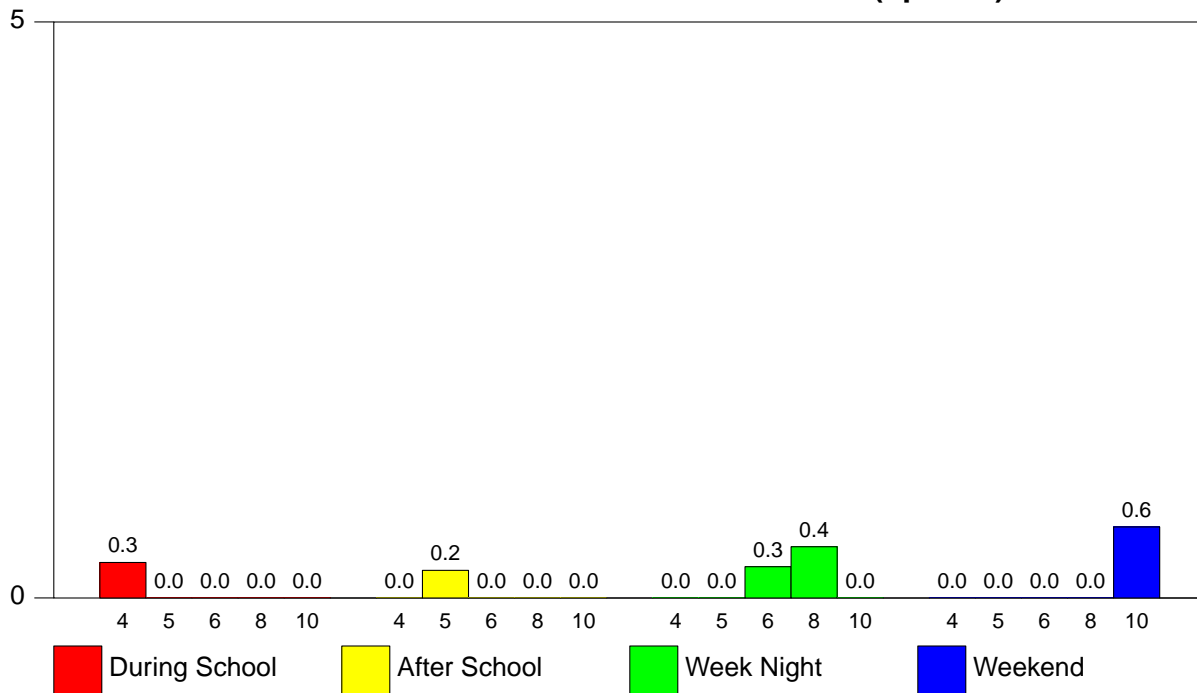
1.11 - When Does Your Child Use Inhalants (glue, etc)



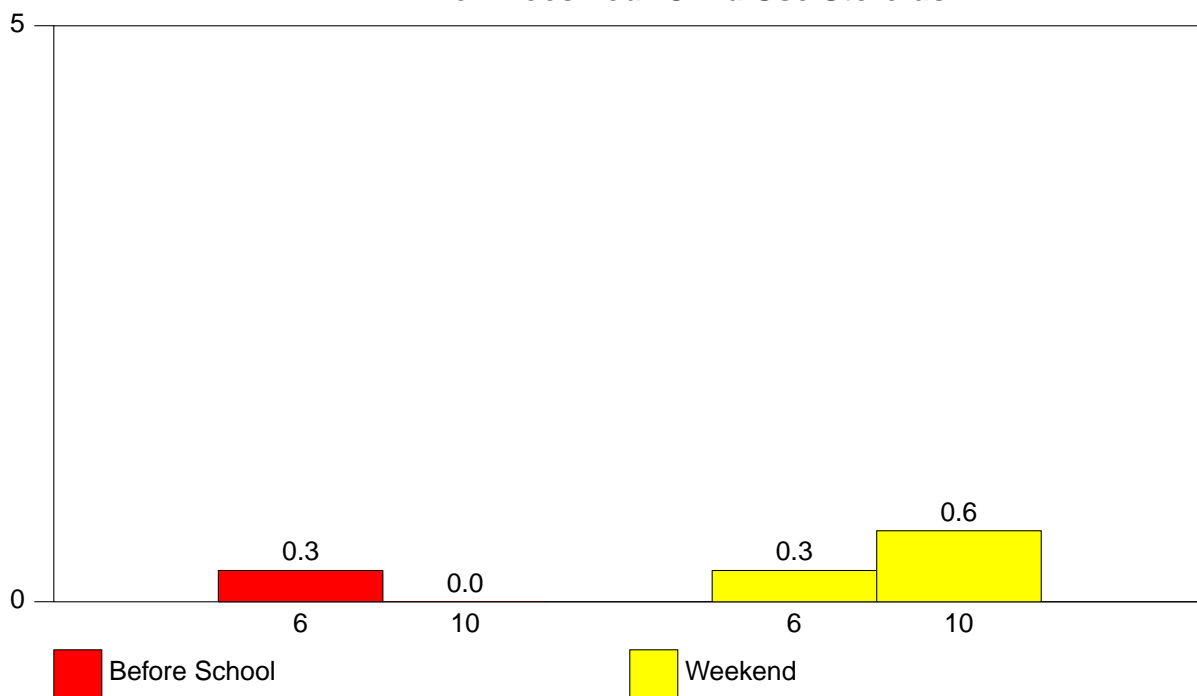
1.12 - When Does Your Child Use Hallucinogens (PCP, LSD, etc)



1.13 - When Does Your Child Use Heroin (opiates)



1.14 - When Does Your Child Use Steroids



CHAPTER 2

PERCENTAGE TABLES

This chapter contains your parent survey results in tabular form. Each table corresponds to an item on the questionnaire. The *N of Valid* column contains the number of parents responding to the item and the *N of Missing* column contains the number of parents not responding to the item. The remaining columns contain the percentages of parents responding to the particular response categories.

The percentage tables of the report appear in the same order as corresponding questions on the questionnaire. The Table of Contents contains the percentage tables by section and gives the page number where each section is located. The List of Tables contains the location of each individual table.

2.1. Parent Demographics

2.1 - Relation to Child

<i>Grade Level</i>	<i>N of Valid</i>	<i>N of Miss</i>	<i>Mother</i>	<i>Father</i>	<i>Grand mother</i>	<i>Grand father</i>	<i>Guardian</i>	<i>Other</i>
4th	315	9	81.6	13.7	2.9	0.0	1.0	1.0
5th	408	8	78.9	16.9	1.2	0.2	1.2	1.5
6th	357	11	81.0	15.4	1.1	0.6	1.1	0.8
7th	185	5	80.5	17.8	1.1	0.0	0.5	0.0
8th	223	2	84.3	14.8	0.0	0.0	0.4	0.4
9th	73	1	80.8	17.8	0.0	0.0	0.0	1.4
10th	159	3	76.1	22.0	0.0	0.0	1.9	0.0
11th	102	3	71.6	26.5	0.0	0.0	1.0	1.0
12th	125	0	81.6	15.2	0.8	0.0	0.0	2.4
Total	1947	42	80.1	16.8	1.1	0.2	0.9	0.9

2.2 - Marital Status

<i>Grade Level</i>	<i>N of Valid</i>	<i>N of Miss</i>	<i>Married</i>	<i>Separated</i>	<i>Divorced</i>	<i>Remarried</i>	<i>Single</i>	<i>Widowed</i>
4th	314	10	64.6	8.9	11.1	2.2	11.1	1.9
5th	408	8	71.6	4.9	6.9	3.9	11.5	1.2
6th	360	8	71.4	5.0	8.1	4.4	9.7	1.4
7th	189	1	77.8	4.8	7.9	1.6	5.8	2.1
8th	223	2	82.1	3.6	6.3	3.6	2.7	1.8
9th	74	0	89.2	1.4	6.8	1.4	1.4	0.0
10th	160	2	81.9	3.1	6.2	3.8	2.5	2.5
11th	102	3	88.2	1.0	2.9	2.9	2.9	2.0
12th	123	2	83.7	3.3	6.5	4.1	1.6	0.8
Total	1953	36	75.4	4.8	7.5	3.3	7.4	1.6

2.3 - Ethnic Origin

<i>Grade Level</i>	<i>N of Valid</i>	<i>N of Miss</i>	<i>African American</i>	<i>Asian</i>	<i>Hispanic</i>	<i>Native American</i>	<i>White</i>	<i>Mixed Origin</i>	<i>Other</i>
4th	314	10	17.5	0.6	62.1	2.5	15.3	0.6	1.3
5th	408	8	5.9	0.7	51.2	1.5	38.7	1.0	1.0
6th	353	15	20.1	2.8	19.3	1.1	55.0	0.8	0.8
7th	185	5	13.0	4.3	27.0	1.1	53.0	1.1	0.5
8th	219	6	1.4	3.7	6.4	0.0	87.7	0.5	0.5
9th	73	1	2.7	5.5	11.0	0.0	80.8	0.0	0.0
10th	156	6	3.2	2.6	4.5	0.0	89.1	0.6	0.0
11th	103	2	3.9	1.9	4.9	0.0	89.3	0.0	0.0
12th	125	0	2.4	2.4	4.0	0.0	90.4	0.8	0.0
Total	1936	53	9.9	2.3	29.0	1.0	56.5	0.7	0.7

2.4 - Age

<i>Grade Level</i>	<i>N of Valid</i>	<i>N of Miss</i>	<i>20-29 years</i>	<i>30-39 years</i>	<i>40-49 years</i>	<i>50+ years</i>
4th	321	3	19.9	55.8	20.6	3.7
5th	409	7	10.5	54.5	32.8	2.2
6th	361	7	5.8	48.8	39.3	6.1
7th	185	5	2.2	31.9	57.8	8.1
8th	222	3	1.4	27.9	64.0	6.8
9th	72	2	1.4	30.6	52.8	15.3
10th	161	1	1.2	18.6	70.2	9.9
11th	104	1	1.9	19.2	65.4	13.5
12th	124	1	1.6	16.1	66.9	15.3
Total	1959	30	7.2	40.4	45.6	6.8

2.2. Student Demographics

2.5 - Sex of Child

<i>Grade Level</i>	<i>N of Valid</i>	<i>N of Miss</i>	<i>Male</i>	<i>Female</i>
4th	316	8	46.5	53.5
5th	409	7	43.8	56.2
6th	366	2	48.1	51.9
7th	187	3	44.9	55.1
8th	224	1	49.6	50.4
9th	73	1	53.4	46.6
10th	162	0	45.7	54.3
11th	104	1	39.4	60.6
12th	124	1	33.9	66.1
Total	1965	24	45.4	54.6

2.6 - Use of Alcohol - My Child

<i>Grade Level</i>	<i>N of Valid</i>	<i>N of Miss</i>	<i>Never Used</i>	<i>Has Tried</i>	<i>Is Using</i>
4th	298	26	99.3	0.7	0.0
5th	396	20	95.2	4.8	0.0
6th	360	8	94.7	5.0	0.3
7th	182	8	93.4	6.6	0.0
8th	221	4	84.2	15.4	0.5
9th	73	1	68.5	31.5	0.0
10th	160	2	55.6	43.1	1.2
11th	104	1	57.7	40.4	1.9
12th	117	8	41.9	55.6	2.6
Total	1911	78	84.7	14.9	0.5

2.7 - Use of Drugs - My Child

<i>Grade Level</i>	<i>N of Valid</i>	<i>N of Miss</i>	<i>Never Used</i>	<i>Has Tried</i>	<i>Is Using</i>
4th	290	34	99.7	0.0	0.3
5th	390	26	99.2	0.8	0.0
6th	354	14	99.4	0.0	0.6
7th	182	8	99.5	0.5	0.0
8th	218	7	97.2	1.8	0.9
9th	67	7	98.5	1.5	0.0
10th	157	5	87.9	10.8	1.3
11th	102	3	88.2	9.8	2.0
12th	120	5	85.0	13.3	1.7
Total	1880	109	96.6	2.8	0.6

2.3. Student Information

2.8 - My Child Makes Good Grades In School

<i>Grade Level</i>	<i>N of Valid</i>	<i>N of Miss</i>	<i>Never</i>	<i>Seldom</i>	<i>Sometimes</i>	<i>Often</i>	<i>A Lot</i>
4th	318	6	0.9	0.3	24.2	34.3	40.3
5th	411	5	0.2	1.5	26.0	29.2	43.1
6th	362	6	0.3	1.4	18.2	30.7	49.4
7th	190	0	0.0	3.7	13.2	27.4	55.8
8th	222	3	0.5	0.9	20.3	28.4	50.0
9th	74	0	0.0	2.7	18.9	28.4	50.0
10th	162	0	0.0	2.5	19.8	34.6	43.2
11th	105	0	0.0	3.8	12.4	37.1	46.7
12th	123	2	0.0	2.4	7.3	22.8	67.5
Total	1967	22	0.3	1.7	19.7	30.5	47.8

2.9 - My Child Gets Into Trouble At School

<i>Grade Level</i>	<i>N of Valid</i>	<i>N of Miss</i>	<i>Never</i>	<i>Seldom</i>	<i>Sometimes</i>	<i>Often</i>	<i>A Lot</i>
4th	314	10	49.7	29.0	15.6	4.5	1.3
5th	413	3	51.8	29.8	15.0	2.4	1.0
6th	358	10	50.6	35.5	11.7	1.7	0.6
7th	184	6	47.3	34.8	13.6	3.8	0.5
8th	225	0	47.1	39.6	10.7	0.9	1.8
9th	74	0	54.1	36.5	9.5	0.0	0.0
10th	161	1	54.7	35.4	8.1	1.9	0.0
11th	105	0	66.7	23.8	8.6	1.0	0.0
12th	123	2	72.4	22.0	5.7	0.0	0.0
Total	1957	32	52.7	32.2	12.2	2.2	0.8

2.10 - My Child attends church, synagogue, etc

<i>Grade Level</i>	<i>N of Valid</i>	<i>N of Miss</i>	<i>Never</i>	<i>Seldom</i>	<i>Sometimes</i>	<i>Often</i>	<i>A Lot</i>
4th	308	16	11.0	11.7	32.8	20.5	24.0
5th	408	8	10.0	10.0	28.9	25.2	25.7
6th	359	9	12.0	12.3	22.0	24.5	29.2
7th	187	3	11.2	13.9	24.1	19.3	31.6
8th	224	1	13.4	15.2	24.6	19.2	27.7
9th	71	3	15.5	18.3	36.6	11.3	18.3
10th	161	1	25.5	18.6	26.1	13.7	16.1
11th	104	1	6.7	26.0	29.8	17.3	20.2
12th	123	2	14.6	19.5	26.8	18.7	20.3
Total	1945	44	12.6	14.1	27.2	20.8	25.2

2.11 - I Set Clear Rules For My Child

<i>Grade Level</i>	<i>N of Valid</i>	<i>N of Miss</i>	<i>Never</i>	<i>Seldom</i>	<i>Sometimes</i>	<i>Often</i>	<i>A Lot</i>
4th	314	10	1.3	1.9	13.7	26.4	56.7
5th	405	11	0.7	1.0	12.3	31.6	54.3
6th	360	8	0.8	0.6	5.8	30.6	62.2
7th	190	0	1.1	0.5	8.9	41.6	47.9
8th	223	2	0.0	1.3	3.6	35.4	59.6
9th	73	1	0.0	0.0	9.6	37.0	53.4
10th	161	1	0.0	0.0	9.9	42.9	47.2
11th	105	0	1.0	3.8	8.6	37.1	49.5
12th	122	3	0.0	0.0	7.4	35.2	57.4
Total	1953	36	0.7	1.0	9.2	33.6	55.5

2.12 - I Talk To My Child About The Dangerous Effects of Using Drugs

<i>Grade Level</i>	<i>N of Valid</i>	<i>N of Miss</i>	<i>Never</i>	<i>Seldom</i>	<i>Sometimes</i>	<i>Often</i>	<i>A Lot</i>
4th	316	8	2.2	2.5	14.6	24.4	56.3
5th	409	7	1.5	3.9	20.8	23.5	50.4
6th	363	5	0.8	3.0	18.7	29.8	47.7
7th	189	1	1.1	2.1	24.3	34.4	38.1
8th	225	0	1.8	1.8	24.0	31.6	40.9
9th	73	1	0.0	1.4	17.8	37.0	43.8
10th	162	0	0.0	6.8	32.1	28.4	32.7
11th	104	1	1.0	2.9	18.3	30.8	47.1
12th	122	3	0.8	3.3	26.2	31.1	38.5
Total	1963	26	1.2	3.2	21.1	28.5	46.0

2.13 - I Talk To My Child About The Dangerous Effects of Drinking Alcohol

<i>Grade Level</i>	<i>N of Valid</i>	<i>N of Miss</i>	<i>Never</i>	<i>Seldom</i>	<i>Sometimes</i>	<i>Often</i>	<i>A Lot</i>
4th	319	5	1.9	2.2	13.8	27.0	55.2
5th	407	9	2.7	4.2	22.1	23.6	47.4
6th	363	5	1.7	5.8	18.2	28.4	46.0
7th	187	3	1.6	4.3	27.8	31.6	34.8
8th	221	4	1.4	4.1	24.0	33.9	36.7
9th	73	1	0.0	2.7	23.3	32.9	41.1
10th	161	1	1.2	8.1	28.6	29.8	32.3
11th	104	1	2.9	1.0	18.3	30.8	47.1
12th	121	4	0.8	4.1	26.4	27.3	41.3
Total	1956	33	1.8	4.2	21.4	28.4	44.1

2.14 - My Child Participates In Drug-free Activities Provided in My Community

<i>Grade Level</i>	<i>N of Valid</i>	<i>N of Miss</i>	<i>Never</i>	<i>Seldom</i>	<i>Sometimes</i>	<i>Often</i>	<i>A Lot</i>
4th	310	14	33.2	13.5	24.8	12.3	16.1
5th	403	13	26.3	11.9	24.6	18.1	19.1
6th	363	5	24.5	13.2	23.1	19.0	20.1
7th	188	2	17.0	16.0	28.2	17.6	21.3
8th	220	5	11.8	17.7	29.5	19.5	21.4
9th	73	1	13.7	20.5	35.6	12.3	17.8
10th	158	4	19.0	21.5	27.8	16.5	15.2
11th	104	1	21.2	17.3	26.9	16.3	18.3
12th	121	4	14.0	12.4	28.9	29.8	14.9
Total	1940	49	22.4	14.9	26.3	17.7	18.6

2.15 - Our School Does a Good Job Of Teaching Kids About Harmful Effects of Drug Use

<i>Grade Level</i>	<i>N of Valid</i>	<i>N of Miss</i>	<i>Never</i>	<i>Seldom</i>	<i>Sometimes</i>	<i>Often</i>	<i>A Lot</i>
4th	310	14	3.2	2.6	18.7	29.7	45.8
5th	399	17	1.0	1.5	16.5	37.8	43.1
6th	357	11	1.7	4.2	20.2	39.8	34.2
7th	179	11	0.6	2.8	22.9	41.3	32.4
8th	221	4	0.5	6.8	31.7	38.5	22.6
9th	71	3	0.0	2.8	33.8	45.1	18.3
10th	153	9	2.6	9.2	40.5	32.0	15.7
11th	103	2	4.9	9.7	38.8	32.0	14.6
12th	118	7	2.5	11.9	33.9	41.5	10.2
Total	1911	78	1.8	4.7	24.8	37.0	31.8

2.16 - Our School Does a Good Job Of Working With Parents Regarding Drug Abuse Prevention

<i>Grade Level</i>	<i>N of Valid</i>	<i>N of Miss</i>	<i>Never</i>	<i>Seldom</i>	<i>Sometimes</i>	<i>Often</i>	<i>A Lot</i>
4th	296	28	6.8	10.5	26.4	22.0	34.5
5th	383	33	8.1	9.9	25.8	26.6	29.5
6th	349	19	7.4	17.8	30.9	23.8	20.1
7th	172	18	8.7	18.6	29.7	25.6	17.4
8th	210	15	5.2	20.5	36.2	23.3	14.8
9th	67	7	10.4	20.9	26.9	31.3	10.4
10th	149	13	7.4	28.9	34.2	22.8	6.7
11th	101	4	5.9	27.7	36.6	19.8	9.9
12th	115	10	7.8	27.8	40.9	17.4	6.1
Total	1842	147	7.4	17.5	30.7	23.8	20.6

2.17 - Law Enforcement Is Doing A Good Job In Keeping Alcohol Away From Students

<i>Grade Level</i>	<i>N of Valid</i>	<i>N of Miss</i>	<i>Never</i>	<i>Seldom</i>	<i>Sometimes</i>	<i>Often</i>	<i>A Lot</i>
4th	297	27	4.0	9.4	22.2	24.2	40.1
5th	388	28	3.9	9.0	23.2	26.0	37.9
6th	336	32	3.9	14.9	29.2	24.7	27.4
7th	176	14	3.4	17.0	30.7	25.6	23.3
8th	203	22	5.4	22.2	35.5	25.6	11.3
9th	69	5	7.2	24.6	44.9	14.5	8.7
10th	152	10	9.9	27.6	38.8	18.4	5.3
11th	98	7	12.2	25.5	30.6	21.4	10.2
12th	120	5	7.5	28.3	44.2	13.3	6.7
Total	1839	150	5.3	16.6	30.1	23.3	24.7

2.18 - Law Enforcement Is Doing A Good Job In Keeping Drugs Away From Students

<i>Grade Level</i>	<i>N of Valid</i>	<i>N of Miss</i>	<i>Never</i>	<i>Seldom</i>	<i>Sometimes</i>	<i>Often</i>	<i>A Lot</i>
4th	295	29	6.8	7.5	21.7	23.1	41.0
5th	383	33	4.7	8.1	23.5	26.4	37.3
6th	340	28	4.4	12.1	31.2	24.7	27.6
7th	176	14	3.4	18.2	32.4	23.9	22.2
8th	203	22	4.4	24.1	34.0	26.1	11.3
9th	69	5	8.7	27.5	40.6	14.5	8.7
10th	151	11	9.9	24.5	41.1	18.5	6.0
11th	99	6	13.1	26.3	31.3	18.2	11.1
12th	120	5	8.3	27.5	46.7	13.3	4.2
Total	1836	153	6.1	15.8	30.7	22.9	24.6

2.19 - I Am Afraid My Child Will Be Hurt At School

<i>Grade Level</i>	<i>N of Valid</i>	<i>N of Miss</i>	<i>Never</i>	<i>Seldom</i>	<i>Sometimes</i>	<i>Often</i>	<i>A Lot</i>
4th	312	12	17.0	16.7	29.5	9.9	26.9
5th	405	11	18.8	28.1	27.2	8.4	17.5
6th	362	6	22.1	34.5	28.2	5.2	9.9
7th	190	0	27.4	35.3	22.1	8.4	6.8
8th	224	1	21.0	37.9	30.4	6.2	4.5
9th	74	0	17.6	41.9	36.5	0.0	4.1
10th	159	3	24.5	42.1	23.9	5.7	3.8
11th	104	1	31.7	42.3	19.2	2.9	3.8
12th	124	1	21.8	49.2	23.4	3.2	2.4
Total	1954	35	21.5	33.1	27.0	6.7	11.8

2.20 - Gangs Are A Threat To My Child At School

<i>Grade Level</i>	<i>N of Valid</i>	<i>N of Miss</i>	<i>Never</i>	<i>Seldom</i>	<i>Sometimes</i>	<i>Often</i>	<i>A Lot</i>
4th	306	18	50.3	16.7	8.2	4.6	20.3
5th	399	17	57.6	17.0	7.3	3.5	14.5
6th	358	10	64.2	19.0	8.1	3.4	5.3
7th	186	4	64.0	19.4	5.4	2.7	8.6
8th	222	3	62.6	28.4	3.6	1.8	3.6
9th	74	0	52.7	39.2	6.8	0.0	1.4
10th	154	8	63.0	30.5	4.5	1.3	0.6
11th	100	5	65.0	29.0	3.0	0.0	3.0
12th	123	2	64.2	30.1	0.8	1.6	3.3
Total	1922	67	59.9	22.3	6.1	2.8	8.9

2.21 - My Child Has Been Threatened At School

<i>Grade Level</i>	<i>N of Valid</i>	<i>N of Miss</i>	<i>Never</i>	<i>Seldom</i>	<i>Sometimes</i>	<i>Often</i>	<i>A Lot</i>
4th	301	23	77.4	11.0	4.7	2.3	4.7
5th	395	21	74.4	12.4	8.6	2.0	2.5
6th	362	6	76.8	13.3	6.6	1.9	1.4
7th	182	8	75.3	15.4	4.4	1.6	3.3
8th	217	8	63.6	21.2	10.6	2.8	1.8
9th	73	1	58.9	28.8	9.6	1.4	1.4
10th	156	6	64.7	23.7	10.9	0.6	0.0
11th	102	3	73.5	19.6	3.9	2.9	0.0
12th	122	3	63.1	26.2	6.6	3.3	0.8
Total	1910	79	72.0	16.4	7.3	2.1	2.1

2.22 - My Child Has Been Hit, Slapped, or Kicked At School

<i>Grade Level</i>	<i>N of Valid</i>	<i>N of Miss</i>	<i>Never</i>	<i>Seldom</i>	<i>Sometimes</i>	<i>Often</i>	<i>A Lot</i>
4th	313	11	63.3	17.6	12.1	3.2	3.8
5th	404	12	63.6	19.6	11.6	2.7	2.5
6th	361	7	63.7	21.3	10.2	2.2	2.5
7th	184	6	71.7	18.5	6.0	1.6	2.2
8th	221	4	60.6	26.2	9.5	1.8	1.8
9th	72	2	61.1	27.8	8.3	2.8	0.0
10th	157	5	71.3	20.4	7.6	0.6	0.0
11th	102	3	78.4	14.7	5.9	1.0	0.0
12th	123	2	68.3	24.4	4.1	2.4	0.8
Total	1937	52	65.6	20.7	9.4	2.2	2.1

2.23 - I Punish My Child When He/She Breaks The Rules

<i>Grade Level</i>	<i>N of Valid</i>	<i>N of Miss</i>	<i>Never</i>	<i>Seldom</i>	<i>Sometimes</i>	<i>Often</i>	<i>A Lot</i>
4th	303	21	5.6	5.0	27.4	32.7	29.4
5th	405	11	5.2	5.9	25.9	32.1	30.9
6th	357	11	2.5	5.0	25.8	35.0	31.7
7th	185	5	3.2	7.0	24.3	38.9	26.5
8th	222	3	3.6	5.4	25.7	38.7	26.6
9th	74	0	1.4	2.7	25.7	47.3	23.0
10th	158	4	0.0	7.6	25.9	46.2	20.3
11th	102	3	2.0	7.8	31.4	42.2	16.7
12th	122	3	4.1	8.2	26.2	43.4	18.0
Total	1928	61	3.6	5.9	26.2	37.1	27.1

2.24 - Gangs Are A Threat To My Child In My Community

<i>Grade Level</i>	<i>N of Valid</i>	<i>N of Miss</i>	<i>Never</i>	<i>Seldom</i>	<i>Sometimes</i>	<i>Often</i>	<i>A Lot</i>
4th	307	17	41.0	12.7	11.4	6.2	28.7
5th	403	13	46.2	18.1	9.4	5.2	21.1
6th	360	8	61.9	19.4	6.1	5.8	6.7
7th	187	3	65.2	15.5	5.9	4.3	9.1
8th	221	4	64.3	23.1	7.2	0.9	4.5
9th	73	1	68.5	20.5	6.8	2.7	1.4
10th	155	7	63.9	26.5	8.4	0.6	0.6
11th	102	3	71.6	15.7	8.8	0.0	3.9
12th	122	3	72.1	23.8	3.3	0.0	0.8
Total	1930	59	57.5	18.8	7.9	3.8	12.0

2.25 - I Am Afraid My Child Will Be Hurt In My Community

<i>Grade Level</i>	<i>N of Valid</i>	<i>N of Miss</i>	<i>Never</i>	<i>Seldom</i>	<i>Sometimes</i>	<i>Often</i>	<i>A Lot</i>
4th	311	13	27.0	16.7	18.0	10.0	28.3
5th	406	10	26.8	24.1	21.2	6.7	21.2
6th	362	6	36.2	33.7	15.7	5.5	8.8
7th	186	4	41.4	32.3	15.6	3.2	7.5
8th	223	2	37.2	37.7	18.4	2.2	4.5
9th	72	2	41.7	36.1	20.8	0.0	1.4
10th	155	7	47.7	28.4	18.7	2.6	2.6
11th	104	1	51.0	34.6	8.7	2.9	2.9
12th	123	2	46.3	42.3	9.8	0.0	1.6
Total	1942	47	35.9	29.6	17.2	4.9	12.4

2.4. Community Information

2.26 - Drug And Alcohol Use Is A Big Problem Facing Youth In My Community

<i>Grade Level</i>	<i>N of Valid</i>	<i>N of Miss</i>	<i>No</i>	<i>Undecided</i>	<i>Yes</i>
4th	316	8	14.6	16.8	68.7
5th	398	18	14.8	22.1	63.1
6th	360	8	19.7	24.4	55.8
7th	188	2	19.1	26.6	54.3
8th	222	3	15.3	26.6	58.1
9th	70	4	17.1	21.4	61.4
10th	159	3	9.4	18.9	71.7
11th	104	1	11.5	13.5	75.0
12th	120	5	12.5	22.5	65.0
Total	1937	52	15.5	21.9	62.6

2.27 - Youth Violence Is A Big Problem In My Community

<i>Grade Level</i>	<i>N of Valid</i>	<i>N of Miss</i>	<i>No</i>	<i>Undecided</i>	<i>Yes</i>
4th	314	10	24.2	19.1	56.7
5th	399	17	32.6	24.3	43.1
6th	356	12	48.0	24.7	27.2
7th	187	3	52.9	23.0	24.1
8th	221	4	55.2	27.1	17.6
9th	71	3	57.7	25.4	16.9
10th	159	3	51.6	32.1	16.4
11th	104	1	58.7	28.8	12.5
12th	122	3	66.4	24.6	9.0
Total	1933	56	44.6	24.7	30.7

2.28 - My Child Has Friends Who Drink

<i>Grade Level</i>	<i>N of Valid</i>	<i>N of Miss</i>	<i>No</i>	<i>Undecided</i>	<i>Yes</i>
4th	317	7	86.1	10.7	3.2
5th	404	12	88.4	8.9	2.7
6th	360	8	88.6	7.8	3.6
7th	188	2	78.7	13.8	7.4
8th	223	2	60.1	18.8	21.1
9th	71	3	49.3	11.3	39.4
10th	157	5	24.2	17.2	58.6
11th	103	2	29.1	21.4	49.5
12th	121	4	18.2	10.7	71.1
Total	1944	45	69.8	12.1	18.1

2.29 - It Would Be OK With Me For My Child To Use Alcohol If He/She Would Not Use Other Drugs

<i>Grade Level</i>	<i>N of Valid</i>	<i>N of Miss</i>	<i>No</i>	<i>Undecided</i>	<i>Yes</i>
4th	321	3	94.4	3.4	2.2
5th	399	17	97.2	2.3	0.5
6th	362	6	97.2	2.2	0.6
7th	188	2	95.7	3.2	1.1
8th	224	1	93.3	5.4	1.3
9th	72	2	95.8	4.2	0.0
10th	158	4	90.5	8.9	0.6
11th	104	1	91.3	7.7	1.0
12th	122	3	89.3	10.7	0.0
Total	1950	39	94.8	4.3	0.9

2.30 - My Child Has Friends Who Use Drugs

<i>Grade Level</i>	<i>N of Valid</i>	<i>N of Miss</i>	<i>No</i>	<i>Undecided</i>	<i>Yes</i>
4th	319	5	89.7	7.8	2.5
5th	402	14	93.0	5.7	1.2
6th	359	9	90.8	7.2	1.9
7th	186	4	82.8	14.5	2.7
8th	222	3	67.6	18.5	14.0
9th	72	2	56.9	12.5	30.6
10th	156	6	32.7	28.2	39.1
11th	104	1	45.2	23.1	31.7
12th	120	5	34.2	23.3	42.5
Total	1940	49	75.8	12.7	11.5

2.31 - It Would Be OK With Me For My Child To Smoke A Little Pot If He/She Would Leave Other Drugs Alone

<i>Grade Level</i>	<i>N of Valid</i>	<i>N of Miss</i>	<i>No</i>	<i>Undecided</i>	<i>Yes</i>
4th	319	5	96.9	1.6	1.6
5th	402	14	99.3	0.5	0.2
6th	362	6	98.3	1.4	0.3
7th	186	4	96.2	2.7	1.1
8th	223	2	97.8	1.3	0.9
9th	72	2	97.2	1.4	1.4
10th	160	2	91.9	4.4	3.8
11th	103	2	91.3	4.9	3.9
12th	121	4	95.0	3.3	1.7
Total	1948	41	96.9	1.9	1.2

2.32 - Alcohol Abuse Is A Problem Among The Students In My Child's School

<i>Grade Level</i>	<i>N of Valid</i>	<i>N of Miss</i>	<i>No</i>	<i>Undecided</i>	<i>Yes</i>
4th	317	7	60.6	25.2	14.2
5th	394	22	68.5	19.8	11.7
6th	351	17	62.7	28.2	9.1
7th	185	5	45.9	41.1	13.0
8th	221	4	30.3	41.2	28.5
9th	71	3	31.0	31.0	38.0
10th	159	3	14.5	31.4	54.1
11th	104	1	20.2	29.8	50.0
12th	118	7	16.1	23.7	60.2
Total	1920	69	47.9	28.9	23.2

2.5. Impressions About Drug Use

2.33 - Harmfulness of Use -- Cigarettes

<i>Grade Level</i>	<i>N of Valid</i>	<i>N of Miss</i>	<i>1 - Not Harmful</i>	2	3	4	<i>5 - Very Harmful</i>
4th	307	17	3.3	1.3	5.2	15.6	74.6
5th	397	19	1.5	0.3	7.1	13.1	78.1
6th	360	8	0.8	0.6	4.7	15.8	78.1
7th	182	8	1.1	0.0	6.0	12.6	80.2
8th	223	2	0.4	1.3	2.2	12.1	83.9
9th	71	3	0.0	0.0	2.8	12.7	84.5
10th	155	7	0.0	1.3	5.2	13.5	80.0
11th	101	4	0.0	1.0	4.0	12.9	82.2
12th	119	6	0.8	0.8	4.2	10.1	84.0
Total	1915	74	1.2	0.7	5.0	13.7	79.4

2.34 - Harmfulness of Use -- Smokeless Tobacco, Snuff, etc

<i>Grade Level</i>	<i>N of Valid</i>	<i>N of Miss</i>	<i>1 - Not Harmful</i>	2	3	4	<i>5 - Very Harmful</i>
4th	306	18	3.3	0.7	5.2	17.3	73.5
5th	391	25	1.8	0.5	6.1	12.8	78.8
6th	357	11	0.6	0.8	4.8	17.6	76.2
7th	182	8	1.1	0.5	4.9	17.6	75.8
8th	221	4	0.5	1.4	3.6	15.4	79.2
9th	71	3	0.0	0.0	1.4	15.5	83.1
10th	156	6	0.0	1.9	5.8	17.3	75.0
11th	102	3	0.0	1.0	7.8	16.7	74.5
12th	116	9	0.9	0.9	3.4	17.2	77.6
Total	1902	87	1.2	0.8	5.0	16.1	76.8

2.35 - Harmfulness of Use -- Cigars

<i>Grade Level</i>	<i>N of Valid</i>	<i>N of Miss</i>	<i>1 - Not Harmful</i>	2	3	4	<i>5 - Very Harmful</i>
4th	301	23	4.0	0.3	5.3	15.0	75.4
5th	387	29	1.8	0.8	8.5	15.2	73.6
6th	358	10	0.6	0.6	6.4	20.9	71.5
7th	182	8	1.1	1.1	7.7	20.3	69.8
8th	220	5	0.5	1.8	6.8	17.3	73.6
9th	71	3	0.0	0.0	4.2	15.5	80.3
10th	154	8	0.0	1.3	5.2	24.0	69.5
11th	102	3	0.0	2.0	6.9	17.6	73.5
12th	117	8	0.9	0.9	5.1	17.1	76.1
Total	1892	97	1.3	0.9	6.6	18.0	73.2

2.36 - Harmfulness of Use -- Beer

<i>Grade Level</i>	<i>N of Valid</i>	<i>N of Miss</i>	<i>1 - Not Harmful</i>	<i>2</i>	<i>3</i>	<i>4</i>	<i>5 - Very Harmful</i>
4th	305	19	4.6	1.6	10.8	18.4	64.6
5th	397	19	3.3	6.5	17.4	15.9	56.9
6th	356	12	2.0	7.9	25.3	18.3	46.6
7th	183	7	4.4	8.7	29.0	19.7	38.3
8th	220	5	3.6	10.5	23.6	19.1	43.2
9th	69	5	0.0	4.3	24.6	27.5	43.5
10th	156	6	0.6	9.0	28.8	25.0	36.5
11th	101	4	2.0	7.9	26.7	22.8	40.6
12th	120	5	2.5	7.5	28.3	23.3	38.3
Total	1907	82	2.9	6.9	22.0	19.5	48.7

2.37 - Harmfulness of Use -- Wine Coolers

<i>Grade Level</i>	<i>N of Valid</i>	<i>N of Miss</i>	<i>1 - Not Harmful</i>	<i>2</i>	<i>3</i>	<i>4</i>	<i>5 - Very Harmful</i>
4th	302	22	5.6	2.3	12.6	19.2	60.3
5th	390	26	3.6	6.9	19.0	18.2	52.3
6th	354	14	2.5	9.3	24.3	20.6	43.2
7th	183	7	4.4	9.3	30.1	21.3	35.0
8th	218	7	4.6	11.5	25.7	16.5	41.7
9th	71	3	0.0	5.6	26.8	26.8	40.8
10th	154	8	2.6	8.4	33.8	26.6	28.6
11th	101	4	5.9	7.9	26.7	19.8	39.6
12th	118	7	2.5	11.0	28.8	24.6	33.1
Total	1891	98	3.8	7.8	23.3	20.4	44.7

2.38 - Harmfulness of Use -- Liquor

<i>Grade Level</i>	<i>N of Valid</i>	<i>N of Miss</i>	<i>1 - Not Harmful</i>	<i>2</i>	<i>3</i>	<i>4</i>	<i>5 - Very Harmful</i>
4th	299	25	3.3	0.7	7.0	16.4	72.6
5th	389	27	2.8	4.4	11.3	15.4	66.1
6th	356	12	1.7	4.2	13.5	22.2	58.4
7th	180	10	3.3	7.2	18.9	21.1	49.4
8th	218	7	3.2	6.9	18.3	16.5	55.0
9th	70	4	0.0	1.4	12.9	28.6	57.1
10th	156	6	0.0	6.4	20.5	21.2	51.9
11th	101	4	1.0	6.9	13.9	21.8	56.4
12th	120	5	1.7	1.7	20.0	27.5	49.2
Total	1889	100	2.3	4.3	14.1	19.6	59.7

2.39 - Harmfulness of Use -- Marijuana

<i>Grade Level</i>	<i>N of Valid</i>	<i>N of Miss</i>	<i>1 - Not Harmful</i>	<i>2</i>	<i>3</i>	<i>4</i>	<i>5 - Very Harmful</i>
4th	299	25	4.0	0.3	2.0	9.7	83.9
5th	391	25	2.0	0.8	4.1	7.7	85.4
6th	352	16	0.6	1.7	4.5	13.4	79.8
7th	180	10	1.1	2.2	6.7	16.7	73.3
8th	222	3	0.9	1.8	5.9	19.4	72.1
9th	66	8	0.0	0.0	6.1	19.7	74.2
10th	155	7	0.0	1.9	12.3	21.3	64.5
11th	100	5	0.0	3.0	5.0	22.0	70.0
12th	119	6	0.8	2.5	8.4	13.4	74.8
Total	1884	105	1.4	1.4	5.4	14.0	77.8

2.40 - Harmfulness of Use -- Cocaine (crack, etc)

<i>Grade Level</i>	<i>N of Valid</i>	<i>N of Miss</i>	<i>1 - Not Harmful</i>	<i>2</i>	<i>3</i>	<i>4</i>	<i>5 - Very Harmful</i>
4th	305	19	3.0	0.3	0.3	3.3	93.1
5th	393	23	1.8	0.3	0.0	2.5	95.4
6th	353	15	0.6	0.0	0.6	2.0	96.9
7th	180	10	1.1	0.0	0.0	1.7	97.2
8th	219	6	0.5	0.0	0.5	0.9	98.2
9th	70	4	0.0	0.0	0.0	1.4	98.6
10th	154	8	0.0	0.0	0.0	1.9	98.1
11th	101	4	0.0	0.0	0.0	3.0	97.0
12th	117	8	0.9	0.0	0.9	0.9	97.4
Total	1892	97	1.2	0.1	0.3	2.1	96.4

2.41 - Harmfulness of Use -- Uppers (stimulants)

<i>Grade Level</i>	<i>N of Valid</i>	<i>N of Miss</i>	<i>1 - Not Harmful</i>	<i>2</i>	<i>3</i>	<i>4</i>	<i>5 - Very Harmful</i>
4th	296	28	3.4	0.0	0.3	6.1	90.2
5th	385	31	1.6	0.3	0.5	3.6	94.0
6th	354	14	0.6	0.6	0.8	5.9	92.1
7th	181	9	1.1	0.0	1.1	3.3	94.5
8th	212	13	0.5	0.0	0.5	2.8	96.2
9th	68	6	0.0	0.0	1.5	1.5	97.1
10th	153	9	0.0	0.0	0.0	5.2	94.8
11th	99	6	0.0	0.0	0.0	4.0	96.0
12th	114	11	0.9	0.0	1.8	5.3	92.1
Total	1862	127	1.2	0.2	0.6	4.5	93.5

2.42 - Harmfulness of Use -- Downers (depressants)

<i>Grade Level</i>	<i>N of Valid</i>	<i>N of Miss</i>	<i>1 - Not Harmful</i>	<i>2</i>	<i>3</i>	<i>4</i>	<i>5 - Very Harmful</i>
4th	302	22	3.3	0.0	1.0	5.6	90.1
5th	389	27	1.5	1.0	1.0	3.9	92.5
6th	355	13	0.6	0.8	0.6	8.2	89.9
7th	181	9	1.7	0.0	1.1	3.9	93.4
8th	220	5	0.5	0.0	0.0	5.0	94.5
9th	67	7	0.0	0.0	0.0	3.0	97.0
10th	153	9	0.0	0.0	0.0	5.9	94.1
11th	99	6	0.0	0.0	2.0	3.0	94.9
12th	117	8	0.9	0.0	2.6	6.0	90.6
Total	1883	106	1.2	0.4	0.8	5.3	92.2

2.43 - Harmfulness of Use -- Inhalants (glue, etc)

<i>Grade Level</i>	<i>N of Valid</i>	<i>N of Miss</i>	<i>1 - Not Harmful</i>	<i>2</i>	<i>3</i>	<i>4</i>	<i>5 - Very Harmful</i>
4th	302	22	3.3	0.0	0.7	5.0	91.1
5th	390	26	1.5	0.3	0.5	3.8	93.8
6th	348	20	0.9	1.1	0.6	4.3	93.1
7th	179	11	1.1	0.6	0.0	3.9	94.4
8th	217	8	0.5	0.0	0.0	1.8	97.7
9th	69	5	0.0	0.0	0.0	1.4	98.6
10th	154	8	0.0	0.6	0.6	2.6	96.1
11th	101	4	0.0	0.0	0.0	3.0	97.0
12th	116	9	0.9	0.0	1.7	0.9	96.6
Total	1876	113	1.2	0.4	0.5	3.5	94.5

2.44 - Harmfulness of Use -- Hallucinogens (PCP, LSD, etc)

<i>Grade Level</i>	<i>N of Valid</i>	<i>N of Miss</i>	<i>1 - Not Harmful</i>	<i>2</i>	<i>3</i>	<i>4</i>	<i>5 - Very Harmful</i>
4th	300	24	3.3	0.0	1.0	3.7	92.0
5th	389	27	1.5	0.5	0.3	2.8	94.9
6th	352	16	0.6	0.3	0.0	2.3	96.9
7th	181	9	1.1	0.0	0.0	2.8	96.1
8th	217	8	0.5	0.0	0.9	0.9	97.7
9th	67	7	0.0	0.0	0.0	1.5	98.5
10th	152	10	0.0	0.7	0.7	3.3	95.4
11th	101	4	0.0	0.0	0.0	1.0	99.0
12th	118	7	0.8	0.0	0.8	1.7	96.6
Total	1877	112	1.2	0.2	0.4	2.5	95.7

2.45 - Harmfulness of Use -- Heroin (opiates)

<i>Grade Level</i>	<i>N of Valid</i>	<i>N of Miss</i>	<i>1 - Not Harmful</i>	<i>2</i>	<i>3</i>	<i>4</i>	<i>5 - Very Harmful</i>
4th	297	27	3.0	0.0	0.3	3.7	92.9
5th	391	25	1.3	0.3	0.8	2.0	95.7
6th	354	14	0.6	0.0	0.6	2.0	96.9
7th	181	9	1.1	0.0	0.0	1.7	97.2
8th	220	5	0.5	0.0	0.0	0.9	98.6
9th	69	5	0.0	0.0	0.0	1.4	98.6
10th	155	7	0.0	0.0	0.0	1.9	98.1
11th	100	5	0.0	0.0	0.0	1.0	99.0
12th	119	6	0.8	0.0	0.8	0.8	97.5
Total	1886	103	1.1	0.1	0.4	2.0	96.6

2.46 - Harmfulness of Use -- Steroids

<i>Grade Level</i>	<i>N of Valid</i>	<i>N of Miss</i>	<i>1 - Not Harmful</i>	<i>2</i>	<i>3</i>	<i>4</i>	<i>5 - Very Harmful</i>
4th	302	22	3.0	0.0	1.0	7.6	88.4
5th	392	24	2.0	0.5	2.0	8.2	87.2
6th	350	18	0.6	0.6	2.9	7.4	88.6
7th	178	12	0.6	0.6	1.7	6.7	90.4
8th	220	5	0.0	0.0	1.8	9.5	88.6
9th	69	5	0.0	0.0	0.0	10.1	89.9
10th	152	10	0.0	0.0	2.6	11.8	85.5
11th	97	8	0.0	0.0	2.1	8.2	89.7
12th	117	8	0.9	0.0	1.7	12.8	84.6
Total	1877	112	1.1	0.3	1.9	8.6	88.1

2.6. What Percent Of Students In Your Child's Grade Have Used

2.47 - Percent of Use -- Cigarettes

Grade Level	N of Valid	N of Miss	None	Less Than 5	5 to 15	16 to 25	26 to 50	51 to 75	76 to 100
4th	275	49	76.7	13.5	4.7	1.5	1.5	1.1	1.1
5th	344	72	70.3	22.1	4.4	2.3	0.3	0.6	0.0
6th	304	64	53.0	29.9	7.9	3.9	1.3	3.3	0.7
7th	135	55	40.7	28.9	14.1	8.1	5.9	2.2	0.0
8th	173	52	7.5	24.3	22.5	16.2	19.1	7.5	2.9
9th	56	18	14.3	12.5	19.6	10.7	16.1	23.2	3.6
10th	126	36	1.6	4.0	12.7	19.8	27.0	25.4	9.5
11th	81	24	4.9	12.3	8.6	17.3	17.3	24.7	14.8
12th	104	21	1.9	3.8	11.5	13.5	32.7	20.2	16.3
Total	1598	391	43.7	19.5	9.8	7.6	8.8	7.3	3.3

2.48 - Percent of Use -- Smokeless Tobacco, Snuff, etc

Grade Level	N of Valid	N of Miss	None	Less Than 5	5 to 15	16 to 25	26 to 50	51 to 75	76 to 100
4th	274	50	81.8	10.6	4.0	1.5	0.4	0.7	1.1
5th	343	73	78.7	16.3	2.0	1.7	0.6	0.6	0.0
6th	303	65	63.7	24.4	5.3	2.3	1.7	2.0	0.7
7th	134	56	56.0	30.6	7.5	5.2	0.0	0.7	0.0
8th	166	59	24.1	38.0	17.5	9.6	7.2	3.0	0.6
9th	54	20	20.4	29.6	22.2	9.3	7.4	11.1	0.0
10th	120	42	6.7	22.5	21.7	19.2	15.8	10.8	3.3
11th	76	29	11.8	30.3	19.7	19.7	11.8	5.3	1.3
12th	99	26	6.1	19.2	22.2	17.2	21.2	10.1	4.0
Total	1569	420	53.3	22.2	9.4	6.4	4.7	3.1	1.0

2.49 - Percent of Use -- Cigars

Grade Level	N of Valid	N of Miss	None	Less Than 5	5 to 15	16 to 25	26 to 50	51 to 75	76 to 100
4th	267	57	84.3	10.5	2.2	0.4	0.4	0.7	1.5
5th	342	74	83.9	13.7	1.5	0.3	0.6	0.0	0.0
6th	299	69	72.2	22.1	2.0	2.0	0.3	1.0	0.3
7th	134	56	64.2	26.9	3.7	4.5	0.0	0.7	0.0
8th	165	60	37.6	45.5	9.7	3.0	1.8	1.8	0.6
9th	52	22	28.8	34.6	21.2	9.6	3.8	1.9	0.0
10th	119	43	14.3	39.5	18.5	14.3	10.1	2.5	0.8
11th	74	31	18.9	39.2	25.7	8.1	6.8	0.0	1.4
12th	100	25	11.0	41.0	25.0	9.0	9.0	2.0	3.0
Total	1552	437	60.1	24.9	7.4	3.6	2.3	1.0	0.7

2.50 - Percent of Use -- Beer

<i>Grade Level</i>	<i>N of Valid</i>	<i>N of Miss</i>	<i>None</i>	<i>Less Than 5</i>	<i>5 to 15</i>	<i>16 to 25</i>	<i>26 to 50</i>	<i>51 to 75</i>	<i>76 to 100</i>
4th	269	55	80.7	11.9	3.0	0.7	1.5	0.4	1.9
5th	342	74	74.9	18.1	3.2	2.9	0.9	0.0	0.0
6th	300	68	58.0	25.0	8.0	4.0	1.7	1.7	1.7
7th	137	53	44.5	25.5	16.1	7.3	3.6	2.2	0.7
8th	163	62	9.8	22.7	26.4	17.8	8.6	9.8	4.9
9th	54	20	16.7	7.4	16.7	9.3	16.7	22.2	11.1
10th	124	38	3.2	5.6	8.9	12.1	21.0	29.8	19.4
11th	80	25	5.0	10.0	12.5	6.2	17.5	27.5	21.2
12th	102	23	2.0	3.9	5.9	9.8	20.6	30.4	27.5
Total	1571	418	47.3	16.8	9.2	6.2	6.4	8.1	6.0

2.51 - Percent of Use -- Wine Coolers

<i>Grade Level</i>	<i>N of Valid</i>	<i>N of Miss</i>	<i>None</i>	<i>Less Than 5</i>	<i>5 to 15</i>	<i>16 to 25</i>	<i>26 to 50</i>	<i>51 to 75</i>	<i>76 to 100</i>
4th	266	58	82.7	10.2	2.6	1.1	1.5	0.8	1.1
5th	341	75	78.9	13.8	3.8	2.3	1.2	0.0	0.0
6th	298	70	60.4	23.5	6.7	3.7	3.0	2.0	0.7
7th	136	54	45.6	26.5	14.0	8.1	2.2	3.7	0.0
8th	164	61	13.4	29.9	23.8	12.8	9.1	7.3	3.7
9th	54	20	18.5	7.4	14.8	16.7	20.4	13.0	9.3
10th	119	43	5.9	4.2	10.9	17.6	23.5	22.7	15.1
11th	77	28	10.4	11.7	18.2	5.2	19.5	16.9	18.2
12th	100	25	1.0	6.0	12.0	16.0	24.0	23.0	18.0
Total	1555	434	50.1	16.3	9.3	6.7	7.3	6.1	4.2

2.52 - Percent of Use -- Liquor

<i>Grade Level</i>	<i>N of Valid</i>	<i>N of Miss</i>	<i>None</i>	<i>Less Than 5</i>	<i>5 to 15</i>	<i>16 to 25</i>	<i>26 to 50</i>	<i>51 to 75</i>	<i>76 to 100</i>
4th	272	52	83.1	9.9	2.6	0.7	1.5	0.7	1.5
5th	343	73	81.6	13.4	2.6	1.2	0.9	0.3	0.0
6th	296	72	65.2	22.0	5.4	3.4	1.4	1.0	1.7
7th	137	53	51.1	26.3	13.9	5.1	2.9	0.0	0.7
8th	164	61	12.8	35.4	20.7	13.4	5.5	8.5	3.7
9th	54	20	16.7	13.0	20.4	11.1	16.7	18.5	3.7
10th	121	41	5.8	11.6	8.3	15.7	19.0	24.0	15.7
11th	80	25	6.2	10.0	20.0	10.0	17.5	20.0	16.2
12th	100	25	2.0	8.0	10.0	19.0	16.0	25.0	20.0
Total	1567	422	51.9	17.2	8.4	6.2	5.5	6.4	4.5

2.53 - Percent of Use -- Marijuana

<i>Grade Level</i>	<i>N of Valid</i>	<i>N of Miss</i>	<i>None</i>	<i>Less Than 5</i>	<i>5 to 15</i>	<i>16 to 25</i>	<i>26 to 50</i>	<i>51 to 75</i>	<i>76 to 100</i>
4th	269	55	86.2	7.1	2.2	1.5	0.7	0.4	1.9
5th	341	75	82.1	12.9	2.3	1.8	0.3	0.3	0.3
6th	294	74	69.4	19.7	5.1	2.4	1.7	0.7	1.0
7th	137	53	51.1	31.4	8.8	4.4	2.2	0.0	2.2
8th	164	61	19.5	30.5	25.0	9.1	7.3	6.1	2.4
9th	55	19	20.0	20.0	21.8	9.1	16.4	10.9	1.8
10th	118	44	2.5	11.9	12.7	23.7	17.8	19.5	11.9
11th	78	27	9.0	14.1	12.8	11.5	28.2	12.8	11.5
12th	99	26	8.1	10.1	17.2	11.1	26.3	14.1	13.1
Total	1555	434	54.5	16.7	8.7	5.9	6.5	4.3	3.4

2.54 - Percent of Use -- Cocaine (crack, etc)

<i>Grade Level</i>	<i>N of Valid</i>	<i>N of Miss</i>	<i>None</i>	<i>Less Than 5</i>	<i>5 to 15</i>	<i>16 to 25</i>	<i>26 to 50</i>	<i>51 to 75</i>	<i>76 to 100</i>
4th	269	55	89.2	6.7	1.1	0.7	0.4	0.4	1.5
5th	340	76	89.7	8.8	0.0	0.9	0.0	0.6	0.0
6th	296	72	84.1	9.5	1.7	2.4	1.0	0.7	0.7
7th	137	53	69.3	22.6	4.4	2.2	0.7	0.0	0.7
8th	162	63	46.3	36.4	9.9	2.5	2.5	1.2	1.2
9th	51	23	39.2	31.4	13.7	9.8	3.9	2.0	0.0
10th	115	47	18.3	36.5	20.9	10.4	9.6	3.5	0.9
11th	76	29	25.0	31.6	22.4	11.8	3.9	3.9	1.3
12th	97	28	17.5	28.9	27.8	12.4	7.2	3.1	3.1
Total	1543	446	67.5	17.9	6.8	3.7	2.1	1.2	0.9

2.55 - Percent of Use -- Uppers (stimulants)

<i>Grade Level</i>	<i>N of Valid</i>	<i>N of Miss</i>	<i>None</i>	<i>Less Than 5</i>	<i>5 to 15</i>	<i>16 to 25</i>	<i>26 to 50</i>	<i>51 to 75</i>	<i>76 to 100</i>
4th	268	56	89.9	7.1	0.4	0.4	0.4	0.4	1.5
5th	343	73	90.4	7.3	0.6	0.9	0.6	0.3	0.0
6th	295	73	82.7	11.9	2.0	1.4	1.0	0.3	0.7
7th	135	55	68.9	24.4	2.2	3.0	0.0	0.7	0.7
8th	162	63	45.7	37.0	8.6	4.9	1.9	1.2	0.6
9th	50	24	38.0	24.0	16.0	10.0	8.0	4.0	0.0
10th	112	50	17.0	33.0	21.4	17.9	6.2	3.6	0.9
11th	74	31	27.0	29.7	24.3	9.5	6.8	2.7	0.0
12th	94	31	17.0	25.5	27.7	14.9	9.6	3.2	2.1
Total	1533	456	67.6	17.4	6.7	4.3	2.2	1.1	0.7

2.56 - Percent of Use -- Downers (depressants)

<i>Grade Level</i>	<i>N of Valid</i>	<i>N of Miss</i>	<i>None</i>	<i>Less Than 5</i>	<i>5 to 15</i>	<i>16 to 25</i>	<i>26 to 50</i>	<i>51 to 75</i>	<i>76 to 100</i>
4th	268	56	89.6	7.8	0.0	0.4	0.4	0.4	1.5
5th	340	76	90.6	7.1	0.6	1.2	0.0	0.6	0.0
6th	297	71	82.2	12.5	1.7	1.3	1.0	0.7	0.7
7th	135	55	71.1	23.7	1.5	3.0	0.0	0.7	0.0
8th	163	62	46.0	37.4	8.6	3.7	1.8	1.2	1.2
9th	53	21	45.3	18.9	20.8	5.7	5.7	3.8	0.0
10th	113	49	16.8	34.5	22.1	15.9	6.2	3.5	0.9
11th	77	28	27.3	31.2	22.1	7.8	9.1	2.6	0.0
12th	96	29	17.7	29.2	26.0	13.5	11.5	1.0	1.0
Total	1542	447	67.7	17.9	6.5	3.8	2.3	1.1	0.6

2.57 - Percent of Use -- Inhalants (glue, etc)

<i>Grade Level</i>	<i>N of Valid</i>	<i>N of Miss</i>	<i>None</i>	<i>Less Than 5</i>	<i>5 to 15</i>	<i>16 to 25</i>	<i>26 to 50</i>	<i>51 to 75</i>	<i>76 to 100</i>
4th	266	58	85.7	9.8	1.5	0.4	0.8	0.8	1.1
5th	340	76	83.2	12.1	1.2	2.1	0.6	0.9	0.0
6th	293	75	70.0	21.8	4.1	1.4	1.4	0.3	1.0
7th	135	55	63.0	24.4	4.4	5.2	1.5	0.0	1.5
8th	164	61	37.8	34.1	19.5	4.9	1.8	0.6	1.2
9th	51	23	43.1	17.6	19.6	7.8	7.8	3.9	0.0
10th	113	49	16.8	38.1	17.7	15.9	6.2	4.4	0.9
11th	76	29	23.7	35.5	21.1	10.5	6.6	2.6	0.0
12th	96	29	18.8	28.1	27.1	12.5	9.4	3.1	1.0
Total	1534	455	61.3	21.3	8.5	4.5	2.5	1.2	0.8

2.58 - Percent of Use -- Hallucinogens (PCP, LSD, etc)

<i>Grade Level</i>	<i>N of Valid</i>	<i>N of Miss</i>	<i>None</i>	<i>Less Than 5</i>	<i>5 to 15</i>	<i>16 to 25</i>	<i>26 to 50</i>	<i>51 to 75</i>	<i>76 to 100</i>
4th	267	57	90.6	6.4	0.4	0.7	0.4	0.7	0.7
5th	334	82	90.7	7.8	0.6	0.3	0.3	0.0	0.3
6th	292	76	83.6	10.6	2.4	1.0	1.4	0.3	0.7
7th	135	55	72.6	21.5	2.2	1.5	0.7	0.7	0.7
8th	162	63	53.7	35.8	5.6	1.9	1.2	0.6	1.2
9th	52	22	48.1	25.0	15.4	3.8	5.8	1.9	0.0
10th	111	51	23.4	34.2	20.7	9.0	10.8	0.9	0.9
11th	74	31	28.4	40.5	16.2	6.8	4.1	4.1	0.0
12th	96	29	25.0	25.0	30.2	9.4	7.3	1.0	2.1
Total	1523	466	70.3	17.5	6.2	2.4	2.2	0.7	0.7

2.59 - Percent of Use -- Heroin (opiates)

<i>Grade Level</i>	<i>N of Valid</i>	<i>N of Miss</i>	<i>None</i>	<i>Less Than 5</i>	<i>5 to 15</i>	<i>16 to 25</i>	<i>26 to 50</i>	<i>51 to 75</i>	<i>76 to 100</i>
4th	270	54	91.1	5.9	0.4	0.4	0.4	0.4	1.5
5th	341	75	91.5	7.0	0.6	0.6	0.0	0.0	0.3
6th	294	74	85.0	9.9	1.7	1.0	1.0	0.7	0.7
7th	136	54	74.3	19.9	2.2	2.2	0.0	0.7	0.7
8th	163	62	64.4	27.6	3.7	1.2	1.8	0.0	1.2
9th	51	23	49.0	35.3	11.8	2.0	0.0	2.0	0.0
10th	112	50	32.1	41.1	14.3	9.8	1.8	0.0	0.9
11th	76	29	36.8	46.1	7.9	2.6	3.9	1.3	1.3
12th	97	28	28.9	43.3	20.6	4.1	2.1	0.0	1.0
Total	1540	449	73.4	18.3	4.2	1.9	0.9	0.4	0.8

2.60 - Percent of Use -- Steroids

<i>Grade Level</i>	<i>N of Valid</i>	<i>N of Miss</i>	<i>None</i>	<i>Less Than 5</i>	<i>5 to 15</i>	<i>16 to 25</i>	<i>26 to 50</i>	<i>51 to 75</i>	<i>76 to 100</i>
4th	268	56	90.3	6.3	0.4	0.4	0.4	1.1	1.1
5th	340	76	91.5	6.8	0.6	0.9	0.0	0.0	0.3
6th	294	74	83.3	11.2	1.7	1.0	1.4	0.3	1.0
7th	137	53	70.1	24.1	1.5	1.5	0.0	1.5	1.5
8th	160	65	48.8	36.9	9.4	3.8	0.6	0.0	0.6
9th	53	21	45.3	28.3	15.1	9.4	0.0	1.9	0.0
10th	113	49	15.9	42.5	15.9	15.0	5.3	3.5	1.8
11th	75	30	28.0	36.0	21.3	8.0	5.3	1.3	0.0
12th	97	28	16.5	36.1	26.8	12.4	5.2	1.0	2.1
Total	1537	452	68.4	18.9	6.1	3.6	1.4	0.8	0.9

2.7. When Does Your Child:

2.61 - When Does Your Child Use Cigarettes

<i>Grade Level</i>	<i>N of Valid</i>	<i>N of Miss</i>	<i>Do Not Use</i>	<i>Before School</i>	<i>During School</i>	<i>After School</i>	<i>Week Nights</i>	<i>Weekends</i>
4th	324	0	94.1	0.3	0.3	0.0	0.3	0.3
5th	416	0	92.3	0.2	0.0	0.5	0.5	0.5
6th	368	0	94.0	0.0	0.0	0.5	0.0	0.5
7th	190	0	94.2	0.0	0.0	0.0	0.0	0.0
8th	225	0	89.8	0.4	0.4	1.3	0.4	1.3
9th	74	0	86.5	1.4	1.4	1.4	1.4	1.4
10th	162	0	85.8	3.1	1.2	4.3	1.9	5.6
11th	105	0	82.9	1.9	1.9	3.8	3.8	6.7
12th	125	0	88.0	3.2	1.6	4.0	3.2	7.2
Total	1989	0	91.3	0.8	0.5	1.2	0.8	1.7

2.62 - When Does Your Child Use Smokeless Tobacco, Snuff, etc

<i>Grade Level</i>	<i>N of Valid</i>	<i>N of Miss</i>	<i>Do Not Use</i>	<i>Before School</i>	<i>During School</i>	<i>After School</i>	<i>Week Nights</i>	<i>Weekends</i>
4th	324	0	92.3	0.3	0.3	0.0	0.0	0.0
5th	416	0	92.3	0.0	0.0	0.0	0.0	0.0
6th	368	0	91.8	0.0	0.0	0.3	0.0	0.3
7th	190	0	94.2	0.0	0.0	0.0	0.0	0.0
8th	225	0	90.2	0.0	0.0	0.4	0.0	0.0
9th	74	0	86.5	0.0	0.0	0.0	0.0	0.0
10th	162	0	87.0	0.6	0.0	1.2	0.6	2.5
11th	105	0	90.5	1.0	0.0	1.0	1.9	1.0
12th	125	0	92.0	0.0	0.0	0.0	0.0	0.0
Total	1989	0	91.4	0.2	0.1	0.3	0.2	0.3

2.63 - When Does Your Child Use Cigars

<i>Grade Level</i>	<i>N of Valid</i>	<i>N of Miss</i>	<i>Do Not Use</i>	<i>Before School</i>	<i>During School</i>	<i>After School</i>	<i>Week Nights</i>	<i>Weekends</i>
4th	324	0	92.6	0.0	0.3	0.0	0.0	0.3
5th	416	0	91.3	0.0	0.0	0.0	0.0	0.0
6th	368	0	92.9	0.0	0.0	0.3	0.0	0.0
7th	190	0	94.2	0.0	0.0	0.0	0.0	0.0
8th	225	0	91.1	0.0	0.0	0.0	0.0	0.0
9th	74	0	89.2	0.0	0.0	0.0	0.0	0.0
10th	162	0	90.7	0.0	0.0	0.6	0.0	0.0
11th	105	0	92.4	0.0	0.0	0.0	0.0	0.0
12th	125	0	93.6	0.0	0.0	0.0	0.0	1.6
Total	1989	0	92.2	0.0	0.1	0.1	0.0	0.2

2.64 - When Does Your Child Use Beer

<i>Grade Level</i>	<i>N of Valid</i>	<i>N of Miss</i>	<i>Do Not Use</i>	<i>Before School</i>	<i>During School</i>	<i>After School</i>	<i>Week Nights</i>	<i>Weekends</i>
4th	324	0	91.7	0.3	0.3	0.0	0.3	0.0
5th	416	0	90.9	0.0	0.0	0.0	0.0	0.2
6th	368	0	93.2	0.0	0.0	0.0	0.0	0.0
7th	190	0	93.2	0.0	0.0	0.0	0.0	0.5
8th	225	0	88.0	0.0	0.4	0.0	0.0	1.8
9th	74	0	86.5	0.0	0.0	0.0	0.0	4.1
10th	162	0	80.2	0.0	0.0	0.6	0.6	11.1
11th	105	0	77.1	0.0	0.0	0.0	1.0	13.3
12th	125	0	79.2	0.0	0.0	0.0	0.8	15.2
Total	1989	0	88.8	0.1	0.1	0.1	0.2	3.0

2.65 - When Does Your Child Use Wine Coolers

<i>Grade Level</i>	<i>N of Valid</i>	<i>N of Miss</i>	<i>Do Not Use</i>	<i>Before School</i>	<i>During School</i>	<i>After School</i>	<i>Week Nights</i>	<i>Weekends</i>
4th	324	0	91.7	0.3	0.3	0.0	0.3	0.6
5th	416	0	90.9	0.0	0.0	0.0	0.2	0.5
6th	368	0	92.1	0.0	0.0	0.0	0.0	0.5
7th	190	0	92.1	0.0	0.0	0.0	0.5	0.5
8th	225	0	88.9	0.0	0.4	0.0	0.0	0.9
9th	74	0	89.2	0.0	0.0	0.0	0.0	1.4
10th	162	0	84.6	0.0	0.0	0.0	0.0	8.6
11th	105	0	82.9	0.0	0.0	0.0	1.0	7.6
12th	125	0	78.4	0.0	0.0	0.0	0.8	15.2
Total	1989	0	89.3	0.1	0.1	0.0	0.3	2.6

2.66 - When Does Your Child Use Liquor

<i>Grade Level</i>	<i>N of Valid</i>	<i>N of Miss</i>	<i>Do Not Use</i>	<i>Before School</i>	<i>During School</i>	<i>After School</i>	<i>Week Nights</i>	<i>Weekends</i>
4th	324	0	90.4	0.3	0.3	0.0	0.0	0.3
5th	416	0	91.1	0.0	0.0	0.0	0.0	0.0
6th	368	0	92.7	0.0	0.0	0.0	0.0	0.0
7th	190	0	93.2	0.0	0.0	0.0	0.0	0.0
8th	225	0	88.0	0.0	0.4	0.0	0.0	1.3
9th	74	0	82.4	0.0	0.0	0.0	0.0	2.7
10th	162	0	86.4	0.0	0.0	0.0	0.0	6.2
11th	105	0	80.0	0.0	0.0	0.0	1.0	8.6
12th	125	0	79.2	0.0	0.0	0.0	0.8	12.8
Total	1989	0	89.1	0.1	0.1	0.0	0.1	2.1

2.67 - When Does Your Child Use Marijuana

<i>Grade Level</i>	<i>N of Valid</i>	<i>N of Miss</i>	<i>Do Not Use</i>	<i>Before School</i>	<i>During School</i>	<i>After School</i>	<i>Week Nights</i>	<i>Weekends</i>
4th	324	0	89.8	0.3	0.3	0.0	0.0	0.3
5th	416	0	90.9	0.0	0.0	0.0	0.0	0.0
6th	368	0	92.9	0.0	0.0	0.3	0.0	0.0
7th	190	0	93.2	0.0	0.0	0.0	0.0	0.5
8th	225	0	88.0	0.4	0.4	1.3	0.9	1.3
9th	74	0	89.2	0.0	0.0	0.0	0.0	0.0
10th	162	0	82.1	0.6	0.0	1.2	1.2	6.8
11th	105	0	84.8	1.0	0.0	1.9	2.9	4.8
12th	125	0	85.6	0.0	0.0	0.8	0.0	4.8
Total	1989	0	89.5	0.2	0.1	0.5	0.4	1.4

2.68 - When Does Your Child Use Cocaine (crack, etc)

<i>Grade Level</i>	<i>N of Valid</i>	<i>N of Miss</i>	<i>Do Not Use</i>	<i>Before School</i>	<i>During School</i>	<i>After School</i>	<i>Week Nights</i>	<i>Weekends</i>
4th	324	0	91.4	0.0	0.3	0.0	0.0	0.0
5th	416	0	92.5	0.0	0.0	0.0	0.0	0.0
6th	368	0	92.1	0.3	0.0	0.0	0.0	0.0
7th	190	0	94.2	0.0	0.0	0.0	0.0	0.0
8th	225	0	92.4	0.0	0.0	0.0	0.0	0.0
9th	74	0	89.2	0.0	0.0	0.0	0.0	0.0
10th	162	0	92.0	0.0	0.0	0.0	0.0	0.6
11th	105	0	91.4	0.0	0.0	0.0	0.0	0.0
12th	125	0	93.6	0.0	0.0	0.0	0.0	0.0
Total	1989	0	92.3	0.1	0.1	0.0	0.0	0.1

2.69 - When Does Your Child Use Uppers (stimulants)

<i>Grade Level</i>	<i>N of Valid</i>	<i>N of Miss</i>	<i>Do Not Use</i>	<i>Before School</i>	<i>During School</i>	<i>After School</i>	<i>Week Nights</i>	<i>Weekends</i>
4th	324	0	91.7	0.0	0.3	0.0	0.0	0.0
5th	416	0	91.6	0.0	0.0	0.0	0.0	0.0
6th	368	0	91.3	0.3	0.0	0.3	0.0	0.0
7th	190	0	91.6	0.5	0.0	0.0	0.0	0.0
8th	225	0	89.8	0.4	0.0	0.4	0.4	0.4
9th	74	0	90.5	0.0	0.0	0.0	0.0	0.0
10th	162	0	88.9	0.0	0.0	0.0	0.0	0.6
11th	105	0	88.6	0.0	0.0	0.0	0.0	1.0
12th	125	0	90.4	0.0	0.0	0.0	0.0	0.0
Total	1989	0	90.8	0.2	0.1	0.1	0.1	0.2

2.70 - When Does Your Child Use Downers (depressants)

<i>Grade Level</i>	<i>N of Valid</i>	<i>N of Miss</i>	<i>Do Not Use</i>	<i>Before School</i>	<i>During School</i>	<i>After School</i>	<i>Week Nights</i>	<i>Weekends</i>
4th	324	0	91.4	0.0	0.3	0.0	0.0	0.0
5th	416	0	91.1	0.0	0.0	0.0	0.0	0.0
6th	368	0	91.6	0.3	0.0	0.0	0.0	0.0
7th	190	0	90.5	0.0	0.0	0.0	0.0	0.0
8th	225	0	90.7	0.4	0.0	0.4	0.4	0.4
9th	74	0	91.9	0.0	0.0	0.0	0.0	0.0
10th	162	0	90.7	0.0	0.0	0.0	0.0	0.6
11th	105	0	89.5	0.0	0.0	0.0	0.0	0.0
12th	125	0	90.4	0.0	0.0	0.0	0.0	0.0
Total	1989	0	91.0	0.1	0.1	0.1	0.1	0.1

2.71 - When Does Your Child Use Inhalants (glue, etc)

<i>Grade Level</i>	<i>N of Valid</i>	<i>N of Miss</i>	<i>Do Not Use</i>	<i>Before School</i>	<i>During School</i>	<i>After School</i>	<i>Week Nights</i>	<i>Weekends</i>
4th	324	0	92.0	0.0	0.3	0.0	0.0	0.0
5th	416	0	90.6	0.0	0.0	0.0	0.0	0.0
6th	368	0	92.4	0.0	0.0	0.3	0.0	0.0
7th	190	0	90.5	0.0	0.0	0.0	0.0	0.5
8th	225	0	91.1	0.0	0.4	0.0	0.0	0.0
9th	74	0	91.9	0.0	0.0	0.0	0.0	0.0
10th	162	0	88.9	0.0	0.0	0.0	0.0	0.6
11th	105	0	89.5	0.0	0.0	0.0	0.0	0.0
12th	125	0	90.4	0.0	0.0	0.0	0.0	0.0
Total	1989	0	91.1	0.0	0.1	0.1	0.0	0.1

2.72 - When Does Your Child Use Hallucinogens (PCP, LSD, etc)

<i>Grade Level</i>	<i>N of Valid</i>	<i>N of Miss</i>	<i>Do Not Use</i>	<i>Before School</i>	<i>During School</i>	<i>After School</i>	<i>Week Nights</i>	<i>Weekends</i>
4th	324	0	92.6	0.0	0.3	0.0	0.0	0.0
5th	416	0	90.4	0.0	0.0	0.0	0.0	0.0
6th	368	0	93.5	0.3	0.0	0.0	0.0	0.0
7th	190	0	90.5	0.0	0.0	0.0	0.0	0.0
8th	225	0	89.8	0.0	0.0	0.0	0.0	0.0
9th	74	0	91.9	0.0	0.0	0.0	0.0	0.0
10th	162	0	88.9	0.0	0.0	0.0	0.0	0.6
11th	105	0	89.5	0.0	0.0	0.0	0.0	1.0
12th	125	0	88.0	0.0	0.0	0.0	0.0	0.8
Total	1989	0	91.0	0.1	0.1	0.0	0.0	0.2

2.73 - When Does Your Child Use Heroin (opiates)

<i>Grade Level</i>	<i>N of Valid</i>	<i>N of Miss</i>	<i>Do Not Use</i>	<i>Before School</i>	<i>During School</i>	<i>After School</i>	<i>Week Nights</i>	<i>Weekends</i>
4th	324	0	91.0	0.0	0.3	0.0	0.0	0.0
5th	416	0	90.6	0.0	0.0	0.2	0.0	0.0
6th	368	0	92.7	0.0	0.0	0.0	0.3	0.0
7th	190	0	92.1	0.0	0.0	0.0	0.0	0.0
8th	225	0	90.7	0.0	0.0	0.0	0.4	0.0
9th	74	0	90.5	0.0	0.0	0.0	0.0	0.0
10th	162	0	90.1	0.0	0.0	0.0	0.0	0.6
11th	105	0	86.7	0.0	0.0	0.0	0.0	0.0
12th	125	0	87.2	0.0	0.0	0.0	0.0	0.0
Total	1989	0	90.7	0.0	0.1	0.1	0.1	0.1

2.74 - When Does Your Child Use Steroids

<i>Grade Level</i>	<i>N of Valid</i>	<i>N of Miss</i>	<i>Do Not Use</i>	<i>Before School</i>	<i>During School</i>	<i>After School</i>	<i>Week Nights</i>	<i>Weekends</i>
4th	324	0	91.4	0.0	0.0	0.0	0.0	0.0
5th	416	0	90.1	0.0	0.0	0.0	0.0	0.0
6th	368	0	90.5	0.3	0.0	0.0	0.0	0.3
7th	190	0	92.6	0.0	0.0	0.0	0.0	0.0
8th	225	0	90.7	0.0	0.0	0.0	0.0	0.0
9th	74	0	85.1	0.0	0.0	0.0	0.0	0.0
10th	162	0	88.3	0.0	0.0	0.0	0.0	0.6
11th	105	0	88.6	0.0	0.0	0.0	0.0	0.0
12th	125	0	92.8	0.0	0.0	0.0	0.0	0.0
Total	1989	0	90.4	0.1	0.0	0.0	0.0	0.1

2.8. How Easy Is It For Students In Your Child's Grade To Get:

2.75 - Easy To Get Cigarettes

<i>Grade Level</i>	<i>N of Valid</i>	<i>N of Miss</i>	<i>Can't Get</i>	<i>Fairly Hard</i>	<i>Fairly Easy</i>	<i>Very Easy</i>	<i>Don't Know</i>
4th	298	26	44.3	11.1	13.1	9.1	22.5
5th	385	31	38.2	15.8	16.1	9.6	20.3
6th	344	24	27.6	17.7	20.1	10.2	24.4
7th	174	16	19.0	17.2	21.8	17.8	24.1
8th	204	21	5.9	12.7	33.3	35.3	12.7
9th	64	10	7.8	3.1	28.1	54.7	6.2
10th	154	8	0.6	5.2	27.9	55.2	11.0
11th	95	10	4.2	3.2	23.2	55.8	13.7
12th	117	8	1.7	0.0	20.5	69.2	8.5
Total	1835	154	23.5	12.2	20.9	24.9	18.6

2.76 - Easy To Get Smokeless Tobacco, Snuff, etc

<i>Grade Level</i>	<i>N of Valid</i>	<i>N of Miss</i>	<i>Can't Get</i>	<i>Fairly Hard</i>	<i>Fairly Easy</i>	<i>Very Easy</i>	<i>Don't Know</i>
4th	296	28	49.7	10.8	9.5	7.8	22.3
5th	382	34	42.4	15.2	14.1	6.5	21.7
6th	342	26	32.7	20.5	14.6	6.7	25.4
7th	173	17	22.0	20.8	16.8	12.1	28.3
8th	197	28	9.1	15.7	33.0	22.3	19.8
9th	64	10	9.4	9.4	28.1	34.4	18.8
10th	151	11	2.0	8.6	27.8	40.4	21.2
11th	97	8	7.2	4.1	17.5	45.4	25.8
12th	116	9	2.6	0.9	23.3	56.9	16.4
Total	1818	171	27.3	13.8	18.2	18.1	22.7

2.77 - Easy To Get Cigars

<i>Grade Level</i>	<i>N of Valid</i>	<i>N of Miss</i>	<i>Can't Get</i>	<i>Fairly Hard</i>	<i>Fairly Easy</i>	<i>Very Easy</i>	<i>Don't Know</i>
4th	291	33	50.5	9.6	11.0	6.2	22.7
5th	380	36	45.0	15.3	11.3	7.1	21.3
6th	341	27	35.5	19.4	14.7	5.9	24.6
7th	172	18	25.0	18.0	15.7	11.6	29.7
8th	202	23	10.4	16.8	32.2	18.8	21.8
9th	63	11	9.5	15.9	25.4	27.0	22.2
10th	147	15	2.7	12.2	25.9	37.4	21.8
11th	96	9	7.3	5.2	21.9	41.7	24.0
12th	116	9	2.6	0.9	28.4	51.7	16.4
Total	1808	181	28.9	13.9	18.0	16.3	22.9

2.78 - Easy To Get Beer

<i>Grade Level</i>	<i>N of Valid</i>	<i>N of Miss</i>	<i>Can't Get</i>	<i>Fairly Hard</i>	<i>Fairly Easy</i>	<i>Very Easy</i>	<i>Don't Know</i>
4th	295	29	48.1	11.5	10.5	8.8	21.0
5th	378	38	42.1	15.3	13.5	8.7	20.4
6th	342	26	32.2	19.6	16.4	9.6	22.2
7th	174	16	20.1	19.0	21.3	13.2	26.4
8th	201	24	7.5	16.4	35.3	24.9	15.9
9th	66	8	7.6	12.1	40.9	30.3	9.1
10th	152	10	2.0	9.9	31.6	42.1	14.5
11th	95	10	6.3	8.4	26.3	48.4	10.5
12th	117	8	3.4	0.9	28.2	59.8	7.7
Total	1820	169	26.3	14.1	20.8	20.1	18.7

2.79 - Easy To Get Wine Coolers

<i>Grade Level</i>	<i>N of Valid</i>	<i>N of Miss</i>	<i>Can't Get</i>	<i>Fairly Hard</i>	<i>Fairly Easy</i>	<i>Very Easy</i>	<i>Don't Know</i>
4th	291	33	50.2	11.0	9.6	7.2	22.0
5th	380	36	45.5	15.3	12.4	7.1	19.7
6th	339	29	33.3	18.6	15.9	8.6	23.6
7th	172	18	21.5	17.4	18.6	14.0	28.5
8th	200	25	8.0	18.0	32.5	21.5	20.0
9th	64	10	6.2	17.2	35.9	31.2	9.4
10th	151	11	2.6	11.9	26.5	40.4	18.5
11th	95	10	8.4	8.4	27.4	45.3	10.5
12th	116	9	2.6	1.7	28.4	57.8	9.5
Total	1808	181	27.9	14.3	19.2	18.5	20.1

2.80 - Easy To Get Liquor

<i>Grade Level</i>	<i>N of Valid</i>	<i>N of Miss</i>	<i>Can't Get</i>	<i>Fairly Hard</i>	<i>Fairly Easy</i>	<i>Very Easy</i>	<i>Don't Know</i>
4th	290	34	51.7	11.4	8.6	6.6	21.7
5th	376	40	47.3	13.6	11.4	7.4	20.2
6th	337	31	34.7	19.6	13.4	8.9	23.4
7th	170	20	22.9	17.6	20.6	11.2	27.6
8th	199	26	8.5	19.1	31.2	22.6	18.6
9th	64	10	7.8	23.4	40.6	18.8	9.4
10th	149	13	2.0	13.4	32.9	32.2	19.5
11th	95	10	8.4	11.6	27.4	38.9	13.7
12th	117	8	3.4	7.7	29.9	48.7	10.3
Total	1797	192	29.0	15.2	19.3	16.4	20.1

2.81 - Easy To Get Marijuana

<i>Grade Level</i>	<i>N of Valid</i>	<i>N of Miss</i>	<i>Can't Get</i>	<i>Fairly Hard</i>	<i>Fairly Easy</i>	<i>Very Easy</i>	<i>Don't Know</i>
4th	294	30	51.0	10.9	7.1	7.5	23.5
5th	374	42	47.6	18.7	7.5	4.3	21.9
6th	331	37	37.2	19.0	11.5	5.7	26.6
7th	172	18	25.0	16.9	15.7	10.5	32.0
8th	199	26	9.5	23.1	29.6	14.6	23.1
9th	61	13	8.2	23.0	37.7	16.4	14.8
10th	148	14	1.4	11.5	33.8	34.5	18.9
11th	94	11	7.4	8.5	25.5	42.6	16.0
12th	117	8	2.6	4.3	31.6	46.2	15.4
Total	1790	199	29.6	15.9	17.2	14.5	22.9

2.82 - Easy To Get Cocaine (crack, etc)

<i>Grade Level</i>	<i>N of Valid</i>	<i>N of Miss</i>	<i>Can't Get</i>	<i>Fairly Hard</i>	<i>Fairly Easy</i>	<i>Very Easy</i>	<i>Don't Know</i>
4th	295	29	52.2	12.2	6.4	5.8	23.4
5th	372	44	49.7	17.2	7.0	2.2	23.9
6th	335	33	40.3	21.2	7.5	4.2	26.9
7th	170	20	27.1	21.2	8.2	6.5	37.1
8th	198	27	14.6	32.3	14.1	7.6	31.3
9th	64	10	14.1	35.9	12.5	7.8	29.7
10th	145	17	4.1	26.9	20.7	9.0	39.3
11th	94	11	13.8	19.1	25.5	10.6	30.9
12th	116	9	4.3	23.3	25.0	16.4	31.0
Total	1789	200	32.5	21.1	11.3	6.3	28.7

2.83 - Easy To Get Uppers (stimulants)

<i>Grade Level</i>	<i>N of Valid</i>	<i>N of Miss</i>	<i>Can't Get</i>	<i>Fairly Hard</i>	<i>Fairly Easy</i>	<i>Very Easy</i>	<i>Don't Know</i>
4th	296	28	52.0	12.2	5.7	4.7	25.3
5th	375	41	50.9	17.3	6.1	2.4	23.2
6th	339	29	41.0	20.6	5.3	3.2	29.8
7th	170	20	28.2	22.4	5.9	5.3	38.2
8th	197	28	14.7	29.9	15.2	7.6	32.5
9th	63	11	12.7	25.4	25.4	6.3	30.2
10th	145	17	4.1	23.4	24.1	9.0	39.3
11th	93	12	12.9	21.5	18.3	12.9	34.4
12th	116	9	5.2	13.8	29.3	18.1	33.6
Total	1794	195	33.1	19.7	11.1	6.0	30.0

2.84 - Easy To Get Downers (depressants)

<i>Grade Level</i>	<i>N of Valid</i>	<i>N of Miss</i>	<i>Can't Get</i>	<i>Fairly Hard</i>	<i>Fairly Easy</i>	<i>Very Easy</i>	<i>Don't Know</i>
4th	295	29	52.5	11.9	5.4	4.7	25.4
5th	372	44	50.3	17.7	6.2	2.7	23.1
6th	335	33	41.2	20.0	5.4	3.9	29.6
7th	169	21	27.8	22.5	6.5	4.7	38.5
8th	200	25	15.0	29.5	16.0	6.0	33.5
9th	64	10	14.1	29.7	18.8	4.7	32.8
10th	143	19	4.2	24.5	21.7	9.8	39.9
11th	90	15	11.1	22.2	17.8	14.4	34.4
12th	115	10	5.2	16.5	25.2	18.3	34.8
Total	1783	206	33.0	20.1	10.5	6.1	30.3

2.85 - Easy To Get Inhalants (glue, etc)

<i>Grade Level</i>	<i>N of Valid</i>	<i>N of Miss</i>	<i>Can't Get</i>	<i>Fairly Hard</i>	<i>Fairly Easy</i>	<i>Very Easy</i>	<i>Don't Know</i>
4th	295	29	50.8	8.5	8.1	8.5	24.1
5th	376	40	47.3	12.0	9.8	8.2	22.6
6th	333	35	36.3	14.4	11.1	13.5	24.6
7th	170	20	24.1	14.7	9.4	17.6	34.1
8th	197	28	11.7	18.8	16.2	27.9	25.4
9th	61	13	9.8	23.0	23.0	14.8	29.5
10th	143	19	4.2	17.5	21.0	23.8	33.6
11th	91	14	12.1	16.5	16.5	24.2	30.8
12th	113	12	4.4	3.5	19.5	46.0	26.5
Total	1779	210	30.4	13.4	12.8	17.0	26.4

2.86 - Easy To Get Hallucinogens (PCP, LSD, etc)

<i>Grade Level</i>	<i>N of Valid</i>	<i>N of Miss</i>	<i>Can't Get</i>	<i>Fairly Hard</i>	<i>Fairly Easy</i>	<i>Very Easy</i>	<i>Don't Know</i>
4th	297	27	52.5	11.4	5.1	4.4	26.6
5th	375	41	50.9	16.8	5.9	2.7	23.7
6th	337	31	43.0	19.6	5.0	2.4	30.0
7th	172	18	29.7	21.5	5.2	4.7	39.0
8th	197	28	17.3	32.0	11.2	4.6	35.0
9th	61	13	13.1	36.1	14.8	3.3	32.8
10th	146	16	4.8	26.7	18.5	7.5	42.5
11th	94	11	11.7	27.7	13.8	11.7	35.1
12th	113	12	6.2	15.9	23.9	17.7	36.3
Total	1792	197	34.0	20.5	9.0	5.1	31.3

2.87 - Easy To Get Heroin (opiates)

<i>Grade Level</i>	<i>N of Valid</i>	<i>N of Miss</i>	<i>Can't Get</i>	<i>Fairly Hard</i>	<i>Fairly Easy</i>	<i>Very Easy</i>	<i>Don't Know</i>
4th	295	29	53.6	10.5	5.1	4.4	26.4
5th	375	41	52.8	16.5	5.9	2.1	22.7
6th	339	29	44.0	18.6	4.7	2.7	30.1
7th	172	18	32.0	19.8	5.2	4.7	38.4
8th	199	26	19.1	32.2	9.0	5.0	34.7
9th	61	13	21.3	31.1	11.5	3.3	32.8
10th	145	17	6.2	31.7	15.2	6.2	40.7
11th	93	12	14.0	28.0	10.8	7.5	39.8
12th	113	12	8.0	19.5	17.7	15.0	39.8
Total	1792	197	35.8	20.5	7.8	4.6	31.3

2.88 - Easy To Get Steroids

<i>Grade Level</i>	<i>N of Valid</i>	<i>N of Miss</i>	<i>Can't Get</i>	<i>Fairly Hard</i>	<i>Fairly Easy</i>	<i>Very Easy</i>	<i>Don't Know</i>
4th	291	33	54.0	10.7	5.2	4.1	26.1
5th	370	46	51.1	17.3	6.2	1.9	23.5
6th	335	33	44.5	18.2	5.7	2.4	29.3
7th	169	21	27.8	23.1	3.6	5.9	39.6
8th	200	25	15.0	29.5	13.5	6.0	36.0
9th	61	13	14.8	29.5	19.7	3.3	32.8
10th	143	19	4.9	23.8	19.6	10.5	41.3
11th	89	16	13.5	19.1	13.5	14.6	39.3
12th	113	12	5.3	9.7	30.1	15.9	38.9
Total	1771	218	34.2	18.9	9.9	5.5	31.5

2.9. Effectiveness of Solutions

2.89 - School-based Education About The Harmful Effects of Drug And Alcohol Use

<i>Grade Level</i>	<i>N of Valid</i>	<i>N of Miss</i>	<i>1 - Not Effective</i>	<i>2</i>	<i>3</i>	<i>4</i>	<i>5 - Very Effective</i>
4th	296	28	8.4	4.4	25.3	22.3	39.5
5th	376	40	5.1	5.3	23.1	29.0	37.5
6th	340	28	6.8	4.7	28.2	26.5	33.8
7th	170	20	3.5	7.6	31.8	27.1	30.0
8th	204	21	3.9	9.8	40.2	28.9	17.2
9th	65	9	3.1	16.9	38.5	23.1	18.5
10th	147	15	9.5	12.2	34.7	27.2	16.3
11th	92	13	10.9	12.0	45.7	21.7	9.8
12th	117	8	2.6	17.9	44.4	24.8	10.3
Total	1807	182	6.1	7.9	31.2	26.2	28.6

2.90 - Religious Institutions Providing Drug Education To Young People

<i>Grade Level</i>	<i>N of Valid</i>	<i>N of Miss</i>	<i>1 - Not Effective</i>	<i>2</i>	<i>3</i>	<i>4</i>	<i>5 - Very Effective</i>
4th	288	36	10.4	7.3	25.0	22.9	34.4
5th	368	48	7.1	7.9	30.4	22.0	32.6
6th	333	35	7.5	10.2	30.9	22.8	28.5
7th	166	24	11.4	13.3	36.1	19.3	19.9
8th	200	25	7.0	16.0	40.0	20.5	16.5
9th	65	9	10.8	16.9	46.2	18.5	7.7
10th	144	18	12.5	22.2	37.5	18.8	9.0
11th	93	12	15.1	16.1	41.9	17.2	9.7
12th	117	8	11.1	25.6	33.3	23.9	6.0
Total	1774	215	9.4	12.7	33.2	21.4	23.3

2.91 - Parents Providing Drug Education To Their Children

<i>Grade Level</i>	<i>N of Valid</i>	<i>N of Miss</i>	<i>1 - Not Effective</i>	<i>2</i>	<i>3</i>	<i>4</i>	<i>5 - Very Effective</i>
4th	295	29	5.1	4.1	15.6	23.4	51.9
5th	369	47	3.8	3.8	16.3	28.5	47.7
6th	341	27	2.9	4.1	20.8	25.2	46.9
7th	169	21	4.7	3.0	22.5	27.8	42.0
8th	206	19	1.5	4.9	22.8	36.4	34.5
9th	65	9	3.1	10.8	23.1	36.9	26.2
10th	148	14	1.4	8.1	29.1	31.1	30.4
11th	93	12	5.4	5.4	25.8	35.5	28.0
12th	116	9	2.6	7.8	30.2	33.6	25.9
Total	1802	187	3.4	4.9	21.0	29.1	41.6

2.92 - Parents Taking Responsibility For Their Children's Use Of Drugs And Alcohol

<i>Grade Level</i>	<i>N of Valid</i>	<i>N of Miss</i>	<i>1 - Not Effective</i>	<i>2</i>	<i>3</i>	<i>4</i>	<i>5 - Very Effective</i>
4th	290	34	8.6	5.2	19.0	18.6	48.6
5th	364	52	5.8	7.1	18.7	21.4	47.0
6th	339	29	6.2	5.6	21.2	20.6	46.3
7th	168	22	6.0	8.3	16.1	27.4	42.3
8th	201	24	4.0	7.0	20.9	26.4	41.8
9th	65	9	3.1	7.7	26.2	30.8	32.3
10th	149	13	5.4	10.7	21.5	25.5	36.9
11th	93	12	7.5	8.6	23.7	26.9	33.3
12th	115	10	7.0	11.3	26.1	29.6	26.1
Total	1784	205	6.2	7.3	20.5	23.4	42.7

2.93 - News Media, Schools and Police in Keeping Parents/Public Informed About Student Drug Use and Violence

<i>Grade Level</i>	<i>N of Valid</i>	<i>N of Miss</i>	<i>1 - Not Effective</i>	<i>2</i>	<i>3</i>	<i>4</i>	<i>5 - Very Effective</i>
4th	290	34	8.3	8.6	19.3	19.7	44.1
5th	368	48	4.3	6.2	21.7	28.5	39.1
6th	339	29	6.2	6.8	25.4	32.4	29.2
7th	169	21	6.5	7.1	23.7	29.0	33.7
8th	202	23	5.9	6.9	39.1	25.7	22.3
9th	65	9	6.2	12.3	23.1	38.5	20.0
10th	147	15	8.8	12.9	31.3	30.6	16.3
11th	94	11	8.5	16.0	37.2	22.3	16.0
12th	115	10	7.8	18.3	31.3	32.2	10.4
Total	1789	200	6.6	8.9	26.4	28.0	30.0

2.94 - Support by Civic and Service Organizations for Drug and Alcohol Abuse Prevention Activities

<i>Grade Level</i>	<i>N of Valid</i>	<i>N of Miss</i>	<i>1 - Not Effective</i>	<i>2</i>	<i>3</i>	<i>4</i>	<i>5 - Very Effective</i>
4th	287	37	7.7	6.3	26.5	22.0	37.6
5th	363	53	4.7	9.1	27.8	27.0	31.4
6th	337	31	6.5	6.8	29.4	31.8	25.5
7th	165	25	4.8	9.1	33.9	26.1	26.1
8th	201	24	2.5	13.4	40.8	28.4	14.9
9th	64	10	3.1	15.6	37.5	32.8	10.9
10th	147	15	6.8	21.8	34.7	25.9	10.9
11th	93	12	11.8	11.8	48.4	14.0	14.0
12th	116	9	7.8	11.2	44.8	26.7	9.5
Total	1773	216	6.0	10.3	33.1	26.6	24.1

2.95 - Parent Groups Involved in Drug, Alcohol and Violence Prevention

<i>Grade Level</i>	<i>N of Valid</i>	<i>N of Miss</i>	<i>1 - Not Effective</i>	<i>2</i>	<i>3</i>	<i>4</i>	<i>5 - Very Effective</i>
4th	287	37	9.8	8.7	23.7	23.0	34.8
5th	367	49	5.2	10.4	25.6	25.3	33.5
6th	334	34	7.8	8.7	32.6	25.4	25.4
7th	167	23	5.4	10.2	31.7	26.3	26.3
8th	200	25	6.5	11.5	39.0	24.0	19.0
9th	63	11	4.8	12.7	46.0	28.6	7.9
10th	147	15	6.8	15.0	35.4	27.2	15.6
11th	94	11	9.6	18.1	39.4	18.1	14.9
12th	116	9	14.7	10.3	37.9	25.9	11.2
Total	1775	214	7.5	10.8	31.8	24.8	25.1

2.96 - Active Involvement of Business and Industry in the Prevention of Drug Use and Violence

<i>Grade Level</i>	<i>N of Valid</i>	<i>N of Miss</i>	<i>1 - Not Effective</i>	<i>2</i>	<i>3</i>	<i>4</i>	<i>5 - Very Effective</i>
4th	286	38	11.2	8.0	25.9	20.6	34.3
5th	360	56	8.1	13.3	27.8	24.4	26.4
6th	334	34	7.8	11.1	37.4	24.3	19.5
7th	164	26	6.7	14.6	31.7	26.2	20.7
8th	195	30	9.7	22.1	34.4	19.0	14.9
9th	64	10	4.7	20.3	42.2	25.0	7.8
10th	146	16	13.7	20.5	36.3	18.5	11.0
11th	90	15	14.4	24.4	33.3	17.8	10.0
12th	114	11	10.5	26.3	38.6	17.5	7.0
Total	1753	236	9.4	15.4	32.6	22.1	20.5

2.97 - Training Programs for Teachers and Other Professionals in the Community

<i>Grade Level</i>	<i>N of Valid</i>	<i>N of Miss</i>	<i>1 - Not Effective</i>	<i>2</i>	<i>3</i>	<i>4</i>	<i>5 - Very Effective</i>
4th	286	38	7.7	7.7	25.2	25.2	34.3
5th	360	56	5.0	8.6	25.3	26.9	34.2
6th	329	39	9.1	8.2	34.7	20.7	27.4
7th	162	28	5.6	8.0	34.0	30.9	21.6
8th	195	30	6.2	11.8	37.4	26.7	17.9
9th	64	10	4.7	10.9	35.9	31.2	17.2
10th	144	18	4.9	18.8	36.8	29.2	10.4
11th	94	11	7.4	19.1	36.2	24.5	12.8
12th	116	9	6.9	12.1	45.7	26.7	8.6
Total	1750	239	6.6	10.4	32.5	26.0	24.5

2.98 - Student Action Groups' Involvement in the Prevention of Drug Use and Violence

<i>Grade Level</i>	<i>N of Valid</i>	<i>N of Miss</i>	<i>1 - Not Effective</i>	<i>2</i>	<i>3</i>	<i>4</i>	<i>5 - Very Effective</i>
4th	285	39	7.4	8.4	26.3	21.1	36.8
5th	360	56	6.4	6.9	25.0	27.8	33.9
6th	332	36	6.3	6.9	28.6	25.9	32.2
7th	163	27	4.3	7.4	26.4	28.2	33.7
8th	200	25	4.5	9.0	32.5	32.0	22.0
9th	63	11	4.8	9.5	31.7	30.2	23.8
10th	146	16	4.8	14.4	28.8	30.8	21.2
11th	92	13	5.4	13.0	38.0	30.4	13.0
12th	114	11	3.5	12.3	39.5	27.2	17.5
Total	1755	234	5.7	8.8	29.1	27.3	29.1

2.99 - Alternative Activities for Young People in the Community

<i>Grade Level</i>	<i>N of Valid</i>	<i>N of Miss</i>	<i>1 - Not Effective</i>	<i>2</i>	<i>3</i>	<i>4</i>	<i>5 - Very Effective</i>
4th	285	39	10.2	7.7	21.4	21.8	38.9
5th	364	52	6.0	9.3	21.7	21.4	41.5
6th	336	32	8.9	6.2	23.2	26.8	34.8
7th	164	26	8.5	6.1	25.6	23.8	36.0
8th	202	23	4.0	6.9	27.7	28.2	33.2
9th	62	12	4.8	16.1	29.0	25.8	24.2
10th	148	14	5.4	17.6	21.6	25.0	30.4
11th	92	13	10.9	16.3	29.3	21.7	21.7
12th	115	10	10.4	9.6	26.1	31.3	22.6
Total	1768	221	7.7	9.2	23.9	24.6	34.6

2.100 - Early Help Programs for Students Who Are Beginning Drug and Alcohol Use

<i>Grade Level</i>	<i>N of Valid</i>	<i>N of Miss</i>	<i>1 - Not Effective</i>	<i>2</i>	<i>3</i>	<i>4</i>	<i>5 - Very Effective</i>
4th	288	36	7.6	6.6	21.9	19.8	44.1
5th	361	55	5.0	11.1	20.5	23.8	39.6
6th	334	34	7.5	7.8	25.1	26.3	33.2
7th	163	27	6.7	6.1	30.7	20.9	35.6
8th	195	30	2.6	12.8	31.3	25.1	28.2
9th	64	10	4.7	17.2	29.7	21.9	26.6
10th	144	18	9.0	13.9	28.5	28.5	20.1
11th	92	13	6.5	19.6	28.3	21.7	23.9
12th	115	10	10.4	13.0	30.4	26.1	20.0
Total	1756	233	6.5	10.5	25.8	23.9	33.3

2.101 - Treatment for Students Who Are Drug and/or Alcohol Dependent

<i>Grade Level</i>	<i>N of Valid</i>	<i>N of Miss</i>	<i>1 - Not Effective</i>	<i>2</i>	<i>3</i>	<i>4</i>	<i>5 - Very Effective</i>
4th	285	39	8.4	8.8	24.6	17.2	41.1
5th	358	58	8.1	7.3	24.6	20.9	39.1
6th	329	39	6.7	6.7	31.0	21.9	33.7
7th	160	30	4.4	5.6	37.5	19.4	33.1
8th	191	34	4.2	13.6	27.2	28.3	26.7
9th	63	11	3.2	15.9	33.3	22.2	25.4
10th	142	20	7.0	14.8	26.8	27.5	23.9
11th	92	13	6.5	20.7	30.4	22.8	19.6
12th	114	11	5.3	21.9	28.9	29.8	14.0
Total	1734	255	6.6	10.6	28.4	22.4	32.1

2.102 - Fund-raising to Provide Resources for School/Community Prevention Programs

<i>Grade Level</i>	<i>N of Valid</i>	<i>N of Miss</i>	<i>1 - Not Effective</i>	<i>2</i>	<i>3</i>	<i>4</i>	<i>5 - Very Effective</i>
4th	289	35	9.3	13.1	22.5	17.6	37.4
5th	356	60	7.3	16.0	27.2	19.4	30.1
6th	327	41	10.1	10.7	35.5	22.3	21.4
7th	160	30	6.2	15.6	36.9	18.8	22.5
8th	194	31	8.8	18.6	38.7	19.6	14.4
9th	63	11	6.3	17.5	42.9	17.5	15.9
10th	142	20	7.7	21.1	39.4	20.4	11.3
11th	92	13	9.8	25.0	32.6	15.2	17.4
12th	114	11	15.8	26.3	32.5	20.2	5.3
Total	1737	252	8.9	16.4	32.4	19.5	22.9

2.103 - Laws Prohibiting Use of Alcohol by Minors

<i>Grade Level</i>	<i>N of Valid</i>	<i>N of Miss</i>	<i>1 - Not Effective</i>	<i>2</i>	<i>3</i>	<i>4</i>	<i>5 - Very Effective</i>
4th	285	39	9.1	8.1	19.3	16.5	47.0
5th	364	52	6.6	8.8	21.7	20.3	42.6
6th	337	31	10.1	11.0	25.5	19.6	33.8
7th	164	26	8.5	14.0	26.2	19.5	31.7
8th	201	24	12.4	14.9	29.9	21.9	20.9
9th	62	12	9.7	24.2	32.3	17.7	16.1
10th	146	16	15.1	25.3	26.7	15.1	17.8
11th	92	13	20.7	18.5	26.1	14.1	20.7
12th	115	10	13.0	26.1	25.2	20.9	14.8
Total	1766	223	10.5	13.8	24.6	18.9	32.2

2.104 - Laws Prohibiting Use of Illicit Drugs

<i>Grade Level</i>	<i>N of Valid</i>	<i>N of Miss</i>	<i>1 - Not Effective</i>	<i>2</i>	<i>3</i>	<i>4</i>	<i>5 - Very Effective</i>
4th	282	42	11.0	8.5	18.8	14.5	47.2
5th	365	51	7.7	9.9	22.5	20.3	39.7
6th	335	33	9.9	12.5	23.9	19.7	34.0
7th	166	24	7.8	14.5	26.5	16.3	34.9
8th	201	24	13.4	14.4	28.9	23.4	19.9
9th	63	11	6.3	27.0	30.2	17.5	19.0
10th	145	17	13.1	27.6	23.4	17.2	18.6
11th	93	12	21.5	18.3	24.7	15.1	20.4
12th	115	10	11.3	26.1	27.8	20.9	13.9
Total	1765	224	10.7	14.7	24.1	18.6	32.0

2.105 - School Policy on Student Use of Drugs and Alcohol

<i>Grade Level</i>	<i>N of Valid</i>	<i>N of Miss</i>	<i>1 - Not Effective</i>	<i>2</i>	<i>3</i>	<i>4</i>	<i>5 - Very Effective</i>
4th	290	34	8.3	7.2	17.9	17.9	48.6
5th	363	53	5.0	9.1	16.3	26.2	43.5
6th	334	34	6.6	8.7	21.6	22.5	40.7
7th	165	25	5.5	7.9	28.5	21.2	37.0
8th	201	24	8.5	10.9	31.8	22.4	26.4
9th	64	10	6.2	14.1	25.0	26.6	28.1
10th	145	17	11.7	16.6	29.0	21.4	21.4
11th	93	12	18.3	8.6	29.0	19.4	24.7
12th	115	10	7.0	16.5	27.0	29.6	20.0
Total	1770	219	7.7	10.1	23.2	22.7	36.4

2.106 - Law Enforcement to Keep Drugs and Alcohol Away From Students

<i>Grade Level</i>	<i>N of Valid</i>	<i>N of Miss</i>	<i>1 - Not Effective</i>	<i>2</i>	<i>3</i>	<i>4</i>	<i>5 - Very Effective</i>
4th	286	38	7.3	5.2	19.6	17.8	50.0
5th	364	52	7.4	7.4	18.4	23.1	43.7
6th	333	35	6.9	9.6	23.1	23.7	36.6
7th	163	27	4.9	10.4	28.8	20.9	35.0
8th	203	22	5.9	12.8	30.5	26.6	24.1
9th	64	10	6.2	15.6	39.1	18.8	20.3
10th	146	16	8.9	21.2	36.3	15.1	18.5
11th	93	12	11.8	16.1	29.0	18.3	24.7
12th	116	9	7.8	22.4	32.8	24.1	12.9
Total	1768	221	7.2	11.3	25.6	21.5	34.4

TABLE OF CONTENTS

1 STANDARD GRAPHICS	1
1.1 When Does Your Child Use	2
2 PERCENTAGE TABLES	9
2.1 Parent Demographics	10
2.2 Student Demographics	12
2.3 Student Information	13
2.4 Community Information	19
2.5 Impressions About Drug Use	22
2.6 What Percent Of Students In Your Child's Grade Have Used	27
2.7 When Does Your Child:	32
2.8 How Easy Is It For Students In Your Child's Grade To Get:	37
2.9 Effectiveness of Solutions	42

LIST OF TABLES

2.1 - Relation to Child	10
2.2 - Marital Status	10
2.3 - Ethnic Origin	10
2.4 - Age	11
2.5 - Sex of Child	12
2.6 - Use of Alcohol - My Child	12
2.7 - Use of Drugs - My Child	12
2.8 - My Child Makes Good Grades In School	13
2.9 - My Child Gets Into Trouble At School	13
2.10 - My Child attends church, synagogue, etc	13
2.11 - I Set Clear Rules For My Child	14
2.12 - I Talk To My Child About The Dangerous Effects of Using Drugs	14
2.13 - I Talk To My Child About The Dangerous Effects of Drinking Alcohol	14
2.14 - My Child Participates In Drug-free Activities Provided in My Community	15
2.15 - Our School Does a Good Job Of Teaching Kids About Harmful Effects of Drug Use	15
2.16 - Our School Does a Good Job Of Working With Parents Regarding Drug Abuse Prevention	15
2.17 - Law Enforcement Is Doing A Good Job In Keeping Alcohol Away From Students	16
2.18 - Law Enforcement Is Doing A Good Job In Keeping Drugs Away From Students	16
2.19 - I Am Afraid My Child Will Be Hurt At School	16
2.20 - Gangs Are A Threat To My Child At School	17
2.21 - My Child Has Been Threatened At School	17
2.22 - My Child Has Been Hit, Slapped, or Kicked At School	17
2.23 - I Punish My Child When He/She Breaks The Rules	18
2.24 - Gangs Are A Threat To My Child In My Community	18
2.25 - I Am Afraid My Child Will Be Hurt In My Community	18
2.26 - Drug And Alcohol Use Is A Big Problem Facing Youth In My Community	19
2.27 - Youth Violence Is A Big Problem In My Community	19
2.28 - My Child Has Friends Who Drink	19
2.29 - It Would Be OK With Me For My Child To Use Alcohol If He/She Would Not Use Other Drugs	20
2.30 - My Child Has Friends Who Use Drugs	20
2.31 - It Would Be OK With Me For My Child To Smoke A Little Pot If He/She Would Leave Other Drugs Alone	20
2.32 - Alcohol Abuse Is A Problem Among The Students In My Child's School	21
2.33 - Harmfulness of Use -- Cigarettes	22
2.34 - Harmfulness of Use -- Smokeless Tobacco, Snuff, etc	22
2.35 - Harmfulness of Use -- Cigars	22

2.36 - Harmfulness of Use -- Beer	23
2.37 - Harmfulness of Use -- Wine Coolers	23
2.38 - Harmfulness of Use -- Liquor	23
2.39 - Harmfulness of Use -- Marijuana	24
2.40 - Harmfulness of Use -- Cocaine (crack, etc)	24
2.41 - Harmfulness of Use -- Uppers (stimulants)	24
2.42 - Harmfulness of Use -- Downers (depressants)	25
2.43 - Harmfulness of Use -- Inhalants (glue, etc)	25
2.44 - Harmfulness of Use -- Hallucinogens (PCP, LSD, etc)	25
2.45 - Harmfulness of Use -- Heroin (opiates)	26
2.46 - Harmfulness of Use -- Steroids	26
2.47 - Percent of Use -- Cigarettes	27
2.48 - Percent of Use -- Smokeless Tobacco, Snuff, etc	27
2.49 - Percent of Use -- Cigars	27
2.50 - Percent of Use -- Beer	28
2.51 - Percent of Use -- Wine Coolers	28
2.52 - Percent of Use -- Liquor	28
2.53 - Percent of Use -- Marijuana	29
2.54 - Percent of Use -- Cocaine (crack, etc)	29
2.55 - Percent of Use -- Uppers (stimulants)	29
2.56 - Percent of Use -- Downers (depressants)	30
2.57 - Percent of Use -- Inhalants (glue, etc)	30
2.58 - Percent of Use -- Hallucinogens (PCP, LSD, etc)	30
2.59 - Percent of Use -- Heroin (opiates)	31
2.60 - Percent of Use -- Steroids	31
2.61 - When Does Your Child Use Cigarettes	32
2.62 - When Does Your Child Use Smokeless Tobacco, Snuff, etc	32
2.63 - When Does Your Child Use Cigars	32
2.64 - When Does Your Child Use Beer	33
2.65 - When Does Your Child Use Wine Coolers	33
2.66 - When Does Your Child Use Liquor	33
2.67 - When Does Your Child Use Marijuana	34
2.68 - When Does Your Child Use Cocaine (crack, etc)	34
2.69 - When Does Your Child Use Uppers (stimulants)	34
2.70 - When Does Your Child Use Downers (depressants)	35
2.71 - When Does Your Child Use Inhalants (glue, etc)	35
2.72 - When Does Your Child Use Hallucinogens (PCP, LSD, etc)	35
2.73 - When Does Your Child Use Heroin (opiates)	36
2.74 - When Does Your Child Use Steroids	36
2.75 - Easy To Get Cigarettes	37
2.76 - Easy To Get Smokeless Tobacco, Snuff, etc	37
2.77 - Easy To Get Cigars	37
2.78 - Easy To Get Beer	38
2.79 - Easy To Get Wine Coolers	38
2.80 - Easy To Get Liquor	38
2.81 - Easy To Get Marijuana	39

2.82 - Easy To Get Cocaine (crack, etc)	39
2.83 - Easy To Get Uppers (stimulants)	39
2.84 - Easy To Get Downers (depressants)	40
2.85 - Easy To Get Inhalants (glue, etc)	40
2.86 - Easy To Get Hallucinogens (PCP, LSD, etc)	40
2.87 - Easy To Get Heroin (opiates)	41
2.88 - Easy To Get Steroids	41
2.89 - School-based Education About The Harmful Effects of Drug And Alcohol Use	42
2.90 - Religious Institutions Providing Drug Education To Young People	42
2.91 - Parents Providing Drug Education To Their Children	42
2.92 - Parents Taking Responsibility For Their Children's Use Of Drugs And Alcohol	43
2.93 - News Media, Schools and Police in Keeping Parents/Public Informed About Student Drug Use and Violence	43
2.94 - Support by Civic and Service Organizations for Drug and Alcohol Abuse Prevention Activities	43
2.95 - Parent Groups Involved in Drug, Alcohol and Violence Prevention	44
2.96 - Active Involvement of Business and Industry in the Prevention of Drug Use and Violence	44
2.97 - Training Programs for Teachers and Other Professionals in the Community	44
2.98 - Student Action Groups' Involvement in the Prevention of Drug Use and Violence	45
2.99 - Alternative Activities for Young People in the Community	45
2.100 - Early Help Programs for Students Who Are Beginning Drug and Alcohol Use	45
2.101 - Treatment for Students Who Are Drug and/or Alcohol Dependent	46
2.102 - Fund-raising to Provide Resources for School/Community Prevention Programs	46
2.103 - Laws Prohibiting Use of Alcohol by Minors	46
2.104 - Laws Prohibiting Use of Illicit Drugs	47
2.105 - School Policy on Student Use of Drugs and Alcohol	47
2.106 - Law Enforcement to Keep Drugs and Alcohol Away From Students	47

LIST OF FIGURES

1.1 - When Does Your Child Use Cigarettes	2
1.2 - When Does Your Child Use Smokeless Tobacco, Snuff, etc	2
1.3 - When Does Your Child Use Cigars	2
1.4 - When Does Your Child Use Beer	3
1.5 - When Does Your Child Use Wine Coolers	3
1.6 - When Does Your Child Use Liquor	4
1.7 - When Does Your Child Use Marijuana	4
1.8 - When Does Your Child Use Cocaine (crack, etc)	5
1.9 - When Does Your Child Use Uppers (stimulants)	5
1.10 - When Does Your Child Use Downers (depressants)	6
1.11 - When Does Your Child Use Inhalants (glue, etc)	6
1.12 - When Does Your Child Use Hallucinogens (PCP, LSD, etc)	7
1.13 - When Does Your Child Use Heroin (opiates)	7
1.14 - When Does Your Child Use Steroids	8