

PRIDE QUESTIONNAIRE REPORT

2000-01 National Summary
Grades 6 through 12

US009999

Mon Jul 16 20:38:54 CDT 2001



TABLE OF CONTENTS

| | |
|--|----|
| 1 INTRODUCTION | 1 |
| 1.1 Drug Use Summary | 2 |
| 1.2 Cigarette Use | 2 |
| 1.3 Alcohol Use | 2 |
| 1.4 Marijuana Use | 2 |
| 1.5 Cocaine Use | 3 |
| 1.6 Hallucinogen (LSD) Use | 3 |
| 2 NATIONAL SUMMARY STATISTICS | 5 |
| 2.1 Outline of Procedures Used to Obtain PRIDE National Summary Data | 5 |
| 2.2 National Summary Tables | 6 |
| 2.3 National Summary Graphics | 16 |
| 3 STANDARD GRAPHICS | 32 |
| 3.1 Frequency of Use | 33 |
| 3.2 When Do You Use | 35 |
| 3.3 Harmful to Health | 38 |
| 3.4 How Easy Is It To Get | 41 |
| 4 SUMMARY STATISTICS | 44 |
| 4.1 Guns | 45 |
| 4.2 Gangs | 46 |
| 4.3 Suicide | 47 |
| 4.4 Threatening Behaviors | 48 |
| 4.5 Trouble With The Police | 49 |
| 4.6 Personal Safety | 50 |
| 4.7 Risk and Protective Factors | 51 |
| 4.7.1 Community - Risk Factors | 51 |
| 4.7.2 Community - Protective Factors | 52 |
| 4.7.3 School - Risk Factors | 52 |
| 4.7.4 School - Protective Factors | 52 |
| 4.7.5 Family - Risk Factors | 52 |
| 4.7.6 Family - Protective Factors | 53 |
| 4.7.7 Individual - Risk Factors | 53 |
| 4.7.8 Individual - Protective Factors | 53 |
| 5 PERCENTAGE TABLES | 55 |
| 5.1 Personal & Family Information | 56 |
| 5.2 Student Characteristics | 59 |
| 5.3 Harmful To Health | 66 |

Table of Contents

5.4 Within The Past Year How Often Have You Used 71

5.5 How Many of Your Friends 77

5.6 What Effect Do You Most Often Get When You Use 82

5.7 When Do You Use 87

5.8 While At School Have You 93

5.9 When Did You First 97

5.10 How Easy Is It To Get 102

5.11 Frequency of Use 107

LIST OF TABLES

| | |
|---|----|
| 2.1 - Sample Sizes of Annual Summaries | 6 |
| 2.2 - Sample Distribution by Percentage Drawn from Each State | 7 |
| 2.3 - Comparisons of Demographic Variables Race & Sex | 8 |
| 2.4 - Current Year vs Previous Year Annual and Monthly Drug Use for Tobacco & Alcohol | 9 |
| 2.5 - Current Year vs Previous Year Annual and Monthly Drug Use for Illicit Drugs | 10 |
| 2.6 - Chi-Square Analysis of Drug Use for Junior High Student | 11 |
| 2.7 - Chi-Square Analysis of Drug Use for Senior High Student | 12 |
| 2.8 - Violence Summary | 13 |
| 2.9 - Annual Drug Use by Junior and Senior High Students, 12th Graders and Total for Grades 6 thru 12 | 14 |
| 5.1 - Ethnic Origin | 56 |
| 5.2 - Sex | 56 |
| 5.3 - Age | 56 |
| 5.4 - Do you live with: | 57 |
| 5.5 - Do you have a job? | 57 |
| 5.6 - Does your father have a job? | 57 |
| 5.7 - Does your mother have a job? | 58 |
| 5.8 - What is the educational level of your father? | 58 |
| 5.9 - What is the educational level of your mother? | 58 |
| 5.10 - Do you make good grades? | 59 |
| 5.11 - Do you get into trouble at school? | 59 |
| 5.12 - Do you take part in school activities such as sports teams, band, clubs, etc? | 59 |
| 5.13 - Do you take part in community activities such as scouts, rec teams, youth clubs, etc? | 60 |
| 5.14 - Do you attend church, synagogue, etc? | 60 |
| 5.15 - Do you drink alcohol at home? | 60 |
| 5.16 - Do you use drugs at home? | 61 |
| 5.17 - Have you threatened to harm a teacher? | 61 |
| 5.18 - Have you threatened to harm one or both of your parents, guardian, etc? | 61 |
| 5.19 - Do your parents talk with you about the problems of alcohol/drugs? | 62 |
| 5.20 - I talk with my parents about my problems? | 62 |
| 5.21 - Do your friends talk with you about the problems of alcohol/drugs? | 62 |
| 5.22 - Do your parents set clear rules for you? | 63 |
| 5.23 - Do your parents punish you when you break the rules? | 63 |
| 5.24 - Have you been in trouble with the police? | 63 |
| 5.25 - Do you take part in gang activities? | 64 |
| 5.26 - Have you thought about committing suicide? | 64 |
| 5.27 - Do your teachers talk with you about the problems of alcohol/drugs? | 64 |
| 5.28 - While NOT AT SCHOOL have you stolen something worth \$5.00 or more? | 65 |
| 5.29 - While NOT AT SCHOOL have you carried a gun for protection or as a weapon? | 65 |

| | |
|--|----|
| | 65 |
| 5.30 - Do you feel that using cigarettes is harmful to your health? | 66 |
| 5.31 - Do you feel that using smokeless tobacco is harmful to your health? | 66 |
| 5.32 - Do you feel that using cigars is harmful to your health? | 66 |
| 5.33 - Do you feel that using beer is harmful to your health? | 67 |
| 5.34 - Do you feel that using wine coolers is harmful to your health? | 67 |
| 5.35 - Do you feel that using liquor is harmful to your health? | 67 |
| 5.36 - Do you feel that using marijuana is harmful to your health? | 68 |
| 5.37 - Do you feel that using cocaine is harmful to your health? | 68 |
| 5.38 - Do you feel that using uppers is harmful to your health? | 68 |
| 5.39 - Do you feel that using downers is harmful to your health? | 69 |
| 5.40 - Do you feel that using inhalants is harmful to your health? | 69 |
| 5.41 - Do you feel that using hallucinogens is harmful to your health? | 69 |
| 5.42 - Do you feel that using heroin is harmful to your health? | 70 |
| 5.43 - Do you feel that using steroids is harmful to your health? | 70 |
| 5.44 - Within the past year how often have you smoked cigarettes? | 71 |
| 5.45 - Within the past year how often have you used smokeless tobacco? | 71 |
| 5.46 - Within the past year how often have you smoked cigars? | 71 |
| 5.47 - Within the past year how often have you drunk beer? | 72 |
| 5.48 - Within the past year how often have you drunk wine coolers? | 72 |
| 5.49 - Within the past year how often have you drunk liquor? | 72 |
| 5.50 - Within the past year how often have you smoked marijuana? | 73 |
| 5.51 - Within the past year how often have you used cocaine? | 73 |
| 5.52 - Within the past year how often have you used uppers? | 73 |
| 5.53 - Within the past year how often have you used downers? | 74 |
| 5.54 - Within the past year how often have you used inhalants? | 74 |
| 5.55 - Within the past year how often have you used hallucinogens? | 74 |
| 5.56 - Within the past year how often have you used heroin? | 75 |
| 5.57 - Within the past year how often have you used steroids? | 75 |
| 5.58 - Within the past year how often have you used tobacco? | 75 |
| 5.59 - Within the past year how often have you drunk alcohol? | 76 |
| 5.60 - Within the past year how often have you used illicit drugs? | 76 |
| 5.61 - How many of your friends smoke cigarettes? | 77 |
| 5.62 - How many of your friends use smokeless tobacco? | 77 |
| 5.63 - How many of your friends smoke cigars? | 77 |
| 5.64 - How many of your friends drink beer? | 78 |
| 5.65 - How many of your friends drink wine coolers? | 78 |
| 5.66 - How many of your friends drink liquor? | 78 |
| 5.67 - How many of your friends smoke marijuana? | 79 |
| 5.68 - How many of your friends use cocaine? | 79 |
| 5.69 - How many of your friends use uppers? | 79 |
| 5.70 - How many of your friends use downers? | 80 |
| 5.71 - How many of your friends use inhalants? | 80 |
| 5.72 - How many of your friends use hallucinogens? | 80 |
| 5.73 - How many of your friends use heroin? | 81 |
| 5.74 - How many of your friends use steroids? | 81 |

| | |
|--|----|
| 5.75 - What effect do you most often get when you smoke cigarettes? | 82 |
| 5.76 - What effect do you most often get when you use smokeless tobacco? | 82 |
| 5.77 - What effect do you most often get when you smoke cigars? | 82 |
| 5.78 - What effect do you most often get when you drink beer? | 83 |
| 5.79 - What effect do you most often get when you drink wine coolers? | 83 |
| 5.80 - What effect do you most often get when you drink liquor? | 83 |
| 5.81 - What effect do you most often get when you smoke marijuana? | 84 |
| 5.82 - What effect do you most often get when you use cocaine? | 84 |
| 5.83 - What effect do you most often get when you use uppers? | 84 |
| 5.84 - What effect do you most often get when you use downers? | 85 |
| 5.85 - What effect do you most often get when you use inhalants? | 85 |
| 5.86 - What effect do you most often get when you use hallucinogens? | 85 |
| 5.87 - What effect do you most often get when you use heroin? | 86 |
| 5.88 - What effect do you most often get when you use steroids? | 86 |
| 5.89 - When do you smoke cigarettes? | 87 |
| 5.90 - When do you use smokeless tobacco? | 87 |
| 5.91 - When do you smoke cigars? | 87 |
| 5.92 - When do you drink beer? | 88 |
| 5.93 - When do you drink wine coolers? | 88 |
| 5.94 - When do you drink liquor? | 88 |
| 5.95 - When do you smoke marijuana? | 89 |
| 5.96 - When do you use cocaine? | 89 |
| 5.97 - When do you use uppers? | 89 |
| 5.98 - When do you use downers? | 90 |
| 5.99 - When do you use inhalants? | 90 |
| 5.100 - When do you use hallucinogens? | 90 |
| 5.101 - When do you use heroin? | 91 |
| 5.102 - When do you use steroids? | 91 |
| 5.103 - When do you use any tobacco? | 91 |
| 5.104 - When do you use any alcohol? | 92 |
| 5.105 - When do you use any illicit drug? | 92 |
| 5.106 - While at school have you carried a gun? | 93 |
| 5.107 - While at school have you carried a knife, club or other weapon? | 93 |
| 5.108 - While at school have you threatened a student with a gun, knife or club? | 93 |
| 5.109 - While at school have you threatened to hurt a student by hitting, slapping or kicking? | 94 |
| 5.110 - While at school have you hurt a student by using a gun, knife or club? | 94 |
| 5.111 - While at school have you hurt a student by hitting, slapping or kicking? | 94 |
| 5.112 - While at school have you been threatened with a gun, knife or club by a student? | 95 |
| 5.113 - While at school have you had a student threaten to hit, slap or kick you? | 95 |
| 5.114 - While at school have you been afraid a student may hurt you? | 95 |
| 5.115 - While at school have you been hurt by a student using a gun, knife or club? | 96 |
| 5.116 - While at school have you been hurt by a student who hit, slapped or kicked you? | 96 |
| 5.117 - When did you first smoke cigarettes? | 97 |
| 5.118 - When did you first use smokeless tobacco? | 97 |

| | |
|--|-----|
| 5.119 - When did you first smoke cigars? | 97 |
| 5.120 - When did you first drink beer? | 98 |
| 5.121 - When did you first drink wine coolers? | 98 |
| 5.122 - When did you first drink liquor? | 98 |
| 5.123 - When did you first smoke marijuana? | 99 |
| 5.124 - When did you first use cocaine? | 99 |
| 5.125 - When did you first use uppers? | 99 |
| 5.126 - When did you first use downers? | 100 |
| 5.127 - When did you first use inhalants? | 100 |
| 5.128 - When did you first use hallucinogens? | 100 |
| 5.129 - When did you first use heroin? | 101 |
| 5.130 - When did you first use steroids? | 101 |
| 5.131 - How easy is it to get cigarettes? | 102 |
| 5.132 - How easy is it to get smokeless tobacco? | 102 |
| 5.133 - How easy is it to get cigars? | 102 |
| 5.134 - How easy is it to get beer? | 103 |
| 5.135 - How easy is it to get wine coolers? | 103 |
| 5.136 - How easy is it to get liquor? | 103 |
| 5.137 - How easy is it to get marijuana? | 104 |
| 5.138 - How easy is it to get cocaine? | 104 |
| 5.139 - How easy is it to get uppers? | 104 |
| 5.140 - How easy is it to get downers? | 105 |
| 5.141 - How easy is it to get inhalants? | 105 |
| 5.142 - How easy is it to get hallucinogens? | 105 |
| 5.143 - How easy is it to get heroin? | 106 |
| 5.144 - How easy is it to get steroids? | 106 |
| 5.145 - Frequency of Use -- Cigarettes | 107 |
| 5.146 - Frequency of Use -- Smokeless Tobacco | 107 |
| 5.147 - Frequency of Use -- Cigars | 107 |
| 5.148 - Frequency of Use -- Beer | 108 |
| 5.149 - Frequency of Use -- Wine Coolers | 108 |
| 5.150 - Frequency of Use -- Liquor | 108 |
| 5.151 - Frequency of Use -- Marijuana | 109 |
| 5.152 - Frequency of Use -- Cocaine | 109 |
| 5.153 - Frequency of Use -- Uppers | 109 |
| 5.154 - Frequency of Use -- Downers | 110 |
| 5.155 - Frequency of Use -- Inhalants | 110 |
| 5.156 - Frequency of Use -- Hallucinogens | 110 |
| 5.157 - Frequency of Use -- Heroin | 111 |
| 5.158 - Frequency of Use -- Steroids | 111 |
| 5.159 - Frequency of Use -- Tobacco | 111 |
| 5.160 - Frequency of Use -- Alcohol | 112 |
| 5.161 - Frequency of Use -- Illicit Drugs | 112 |

LIST OF FIGURES

| | |
|--|----|
| 2.1 - Junior High Cigarette & Alcohol Use | 17 |
| 2.2 - Senior High Cigarette & Alcohol Use | 18 |
| 2.3 - Junior High Marijuana, Cocaine, Inhalant & Hallucinogen Use | 19 |
| 2.4 - Senior High Marijuana, Cocaine, Inhalant & Hallucinogen Use | 20 |
| 2.5 - Junior High Uppers, Downers and Any Illicit Drug Use | 21 |
| 2.6 - Senior High Uppers, Downers and Any Illicit Drug Use | 22 |
| 2.7 - Students Talk to Parents Often or A Lot About Drugs | 23 |
| 2.8 - School Activities vs Illicit Drug Use | 24 |
| 2.9 - Good Grades vs Illicit Drug Use | 25 |
| 2.10 - Community Activities vs Illicit Drug Use | 26 |
| 2.11 - Religiosity vs Illicit Drug Use | 27 |
| 2.12 - Parent Talk vs Illicit Drug Use | 28 |
| 2.13 - Clear Rules vs Illicit Drug Use | 29 |
| 2.14 - Parent Punish vs Illicit Drug Use | 30 |
| 2.15 - Live With vs Illicit Drug Use | 31 |
| 3.1 - % Students Who Use Cigarettes, Smokeless Tobacco & Cigars | 33 |
| 3.2 - % Students Who Use Beer, Wine Coolers, Liquor and Marijuana | 33 |
| 3.3 - % Students Who Use Cocaine, Uppers, Downers & Inhalants | 33 |
| 3.4 - % Students Who Use Hallucinogens, Heroin and Steroids | 34 |
| 3.5 - When Do You Use Beer | 35 |
| 3.6 - When Do You Use Liquor | 35 |
| 3.7 - When Do You Use Marijuana | 35 |
| 3.8 - When Do You Use Cocaine | 36 |
| 3.9 - When Do You Use Inhalants | 36 |
| 3.10 - When Do You Use Hallucinogens | 37 |
| 3.11 - Is It Harmful To Use Beer | 38 |
| 3.12 - Is It Harmful To Use Liquor | 38 |
| 3.13 - Is It Harmful To Use Marijuana | 38 |
| 3.14 - Is It Harmful To Use Cocaine | 39 |
| 3.15 - Is It Harmful To Use Inhalants | 39 |
| 3.16 - Is It Harmful To Use Hallucinogens | 40 |
| 3.17 - How Easy Is It To Get Beer | 41 |
| 3.18 - How Easy Is It To Get Liquor | 41 |
| 3.19 - How Easy Is It To Get Marijuana | 41 |
| 3.20 - How Easy Is It To Get Cocaine | 42 |
| 3.21 - How Easy Is It To Get Inhalants | 42 |
| 3.22 - How Easy Is It To Get Hallucinogens | 43 |
| 4.1 - Drug Use of Student(s) Who Carry Guns VS Student(s) Who Do Not | 45 |
| 4.2 - Drug Use of Student(s) In Gangs VS Student(s) Not In Gangs | 46 |
| 4.3 - Drug Use of Student(s) Who Think of Suicide Often or A Lot VS Student(s) Who | |

List of Figures

| | |
|---|----|
| Do Not | 47 |
| 4.4 - Drug Use of Student(s) Who Threaten VS Student(s) Who Do Not | 48 |
| 4.5 - Drug Use of Student(s) Who Get In Trouble With Police VS Those Who Do Not | 49 |

CHAPTER 1

INTRODUCTION

The following graphs, summary and tables are compiled from data collected in U.S. schools using the **PRIDE Surveys Questionnaire**. These data reflect prevalence and patterns of drug and alcohol use, violence, gang activity and suicide. It is important that this report be utilized as part of U.S. drug abuse and violence awareness and prevention programs.

NOTE: Most drug use occurs at nights and weekends when school is not in session. You will find statistics in this report which support these findings.

FOR GREATEST SUCCESS IN DECREASING DRUG USE, FACULTY, STUDENTS AND PARENTS MUST WORK TOGETHER TOWARD A DRUG-FREE LIFESTYLE.

If you have questions about this report or if you wish to have information on other **PRIDE Surveys** services and products, please call the **PRIDE Surveys** Office or write to the following address:

PRIDE Surveys

Janie Pitcock
166 St Charles St
Bowling Green, KY 42101
1-800-279-6361
1-270-746-9596
www.pridesurveys.com

1.1. Drug Use Summary

- Number of 6th grade students surveyed: 11879
- Number of 7th grade students surveyed: 10487
- Number of 8th grade students surveyed: 15287
- Number of 9th grade students surveyed: 10333
- Number of 10th grade students surveyed: 11123
- Number of 11th grade students surveyed: 8559
- Number of 12th grade students surveyed: 8136
- Number of students surveyed: 75804

1.2. Cigarette Use

10.3 percent of your 6th grade students said they smoked cigarettes within the past year (1999-00 PRIDE National Avg. = 11.2%). **17.6** percent of your 7th grade students said they smoked cigarettes within the past year (1999-00 PRIDE National Avg. = 20.1%). **26.8** percent of your 8th grade students said they smoked cigarettes within the past year (1999-00 PRIDE National Avg. = 29.4%). **36.1** percent of your 9th grade students said they smoked cigarettes within the past year (1999-00 PRIDE National Avg. = 39.0%). **40.5** percent of your 10th grade students said they smoked cigarettes within the past year (1999-00 PRIDE National Avg. = 43.0%). **44.5** percent of your 11th grade students said they smoked cigarettes within the past year (1999-00 PRIDE National Avg. = 46.0%). **48.1** percent of your 12th grade students said they smoked cigarettes within the past year (1999-00 PRIDE National Avg. = 49.7%).

1.3. Alcohol Use

14.5 percent of your 6th grade students said they drank beer within the past year (1999-00 PRIDE National Avg. = 16.7%). **22.2** percent of your 7th grade students said they drank beer within the past year (1999-00 PRIDE National Avg. = 25.5%). **33.9** percent of your 8th grade students said they drank beer within the past year (1999-00 PRIDE National Avg. = 36.7%). **46.7** percent of your 9th grade students said they drank beer within the past year (1999-00 PRIDE National Avg. = 48.1%). **52.9** percent of your 10th grade students said they drank beer within the past year (1999-00 PRIDE National Avg. = 55.0%). **58.8** percent of your 11th grade students said they drank beer within the past year (1999-00 PRIDE National Avg. = 58.8%). **62.4** percent of your 12th grade students said they drank beer within the past year (1999-00 PRIDE National Avg. = 61.8%).

17.1 percent of your 6th grade students reported getting *very high* or *bombed* when they drank beer. **13.7** percent of your 7th grade students reported getting *very high* or *bombed* when they drank beer. **18.7** percent of your 8th grade students reported getting *very high* or *bombed* when they drank beer. **26.5** percent of your 9th grade students reported getting *very high* or *bombed* when they drank beer. **33.4** percent of your 10th grade students reported getting *very high* or *bombed* when they drank beer. **38.5** percent of your 11th grade students reported getting *very high* or *bombed* when they drank beer. **40.8** percent of your 12th grade students reported getting *very high* or *bombed* when they drank beer.

1.4. Marijuana Use

3.6 percent of your 6th grade students said they smoked marijuana within the past year (1999-00 PRIDE National Avg. = 3.5%). **7.5** percent of your 7th grade students said they smoked marijuana within the past year (1999-00 PRIDE National Avg. = 7.7%). **15.0** percent of your 8th grade students said they smoked marijuana within the past year (1999-00 PRIDE National Avg. =

Local percentages below 1% are not reported.

14.8%). **24.9** percent of your 9th grade students said they smoked marijuana within the past year (1999-00 PRIDE National Avg. = 24.6%). **31.5** percent of your 10th grade students said they smoked marijuana within the past year (1999-00 PRIDE National Avg. = 30.8%). **36.0** percent of your 11th grade students said they smoked marijuana within the past year (1999-00 PRIDE National Avg. = 35.0%). **39.0** percent of your 12th grade students said they smoked marijuana within the past year (1999-00 PRIDE National Avg. = 38.0%).

74.3 percent of your 6th grade students reported getting *very high* or *bombed* when they smoked marijuana. **74.2** percent of your 7th grade students reported getting *very high* or *bombed* when they smoked marijuana. **76.8** percent of your 8th grade students reported getting *very high* or *bombed* when they smoked marijuana. **77.9** percent of your 9th grade students reported getting *very high* or *bombed* when they smoked marijuana. **79.6** percent of your 10th grade students reported getting *very high* or *bombed* when they smoked marijuana. **78.4** percent of your 11th grade students reported getting *very high* or *bombed* when they smoked marijuana. **75.9** percent of your 12th grade students reported getting *very high* or *bombed* when they smoked marijuana.

2.0 percent of your 6th grade students reported they smoked marijuana on weekends vs **0.6** percent who reported use during school. **5.1** percent of your 7th grade students reported they smoked marijuana on weekends vs **0.6** percent who reported use during school. **10.5** percent of your 8th grade students reported they smoked marijuana on weekends vs **1.0** percent who reported use during school. **18.2** percent of your 9th grade students reported they smoked marijuana on weekends vs **2.8** percent who reported use during school. **23.4** percent of your 10th grade students reported they smoked marijuana on weekends vs **3.4** percent who reported use during school. **26.8** percent of your 11th grade students reported they smoked marijuana on weekends vs **4.7** percent who reported use during school. **28.5** percent of your 12th grade students reported they smoked marijuana on weekends vs **5.7** percent who reported use during school.

1.5. Cocaine Use

1.4 percent of your 6th grade students said they used cocaine within the past year (1999-00 PRIDE National Avg. = 1.4%). **1.8** percent of your 7th grade students said they used cocaine within the past year (1999-00 PRIDE National Avg. = 2.0%). **2.8** percent of your 8th grade students said they used cocaine within the past year (1999-00 PRIDE National Avg. = 3.0%). **3.8** percent of your 9th grade students said they used cocaine within the past year (1999-00 PRIDE National Avg. = 4.2%). **4.7** percent of your 10th grade students said they used cocaine within the past year (1999-00 PRIDE National Avg. = 4.9%). **6.1** percent of your 11th grade students said they used cocaine within the past year (1999-00 PRIDE National Avg. = 5.9%). **7.9** percent of your 12th grade students said they used cocaine within the past year (1999-00 PRIDE National Avg. = 7.1%).

77.1 percent of your 6th grade students reported getting *very high* or *bombed* when they used cocaine. **75.7** percent of your 7th grade students reported getting *very high* or *bombed* when they used cocaine. **74.7** percent of your 8th grade students reported getting *very high* or *bombed* when they used cocaine. **77.9** percent of your 9th grade students reported getting *very high* or *bombed* when they used cocaine. **76.0** percent of your 10th grade students reported getting *very high* or *bombed* when they used cocaine. **74.2** percent of your 11th grade students reported getting *very high* or *bombed* when they used cocaine. **77.4** percent of your 12th grade students reported getting *very high* or *bombed* when they used cocaine.

1.6. Hallucinogen (LSD) Use

1.3 percent of your 6th grade students said they used hallucinogens within the past year (1999-00 PRIDE National Avg. = 1.3%). **1.8** percent of your 7th grade students said they used hallucinogens within the past year (1999-00 PRIDE National Avg. = 1.9%). **3.1** percent of your 8th grade

students said they used hallucinogens within the past year (1999-00 PRIDE National Avg. = 3.2%). **5.2** percent of your 9th grade students said they used hallucinogens within the past year (1999-00 PRIDE National Avg. = 5.5%). **7.1** percent of your 10th grade students said they used hallucinogens within the past year (1999-00 PRIDE National Avg. = 7.1%). **9.1** percent of your 11th grade students said they used hallucinogens within the past year (1999-00 PRIDE National Avg. = 8.9%). **11.3** percent of your 12th grade students said they used hallucinogens within the past year (1999-00 PRIDE National Avg. = 10.9%).

67.8 percent of your 6th grade students reported getting *very high* or *bombed* when they used hallucinogens. **69.9** percent of your 7th grade students reported getting *very high* or *bombed* when they used hallucinogens. **75.5** percent of your 8th grade students reported getting *very high* or *bombed* when they used hallucinogens. **76.9** percent of your 9th grade students reported getting *very high* or *bombed* when they used hallucinogens. **83.7** percent of your 10th grade students reported getting *very high* or *bombed* when they used hallucinogens. **81.7** percent of your 11th grade students reported getting *very high* or *bombed* when they used hallucinogens. **87.6** percent of your 12th grade students reported getting *very high* or *bombed* when they used hallucinogens.

CHAPTER 2

NATIONAL SUMMARY STATISTICS

2.1. Outline of Procedures Used to Obtain PRIDE National Summary Data

Since 1982, the PRIDE Survey has been used by schools, school systems, communities, and states, to gather data on student drug and alcohol use. In recent years, questions on violence and threatening behaviors have been added. The PRIDE Questionnaire for Grades 6-12 has been utilized by thousands of school systems across the United States, as well as in six other countries. Developmental studies (Metze, 2000; Craig and Emshoff, 1987) have indicated that the survey procedures developed by PRIDE result in reliable data on the prevalence and patterns of drug and alcohol use and other behaviors. Further, the evolution of PRIDE Questionnaires since 1980 not only provides research quality data, it provides information that can be easily used by educators, parents and others at the local school and community level to study and monitor the drug and alcohol use, and violent or threatening behaviors.

From the beginning, the PRIDE Survey has assisted local schools and communities with obtaining accurate, defensible information about the drug and alcohol use and related behaviors among their youth. The PRIDE Survey has been utilized by several state education and other government agencies in providing state-wide and regional information on student drug and alcohol use and related behaviors. These state-wide surveys have included near-census studies as well as surveys employing sophisticated sampling designs. Survey results have been used in program and policy decision making at state and regional levels. In addition, each statewide survey also included reports to participating schools for use at the local school level.

Each year the PRIDE data is archived from each student questionnaire. This procedure allows local or state educational agencies to retrieve their data for multi-year comparisons should such a service be needed. This archiving process also provides for summary data to be compiled to create a national database. This national level summary data can be used by local and state clients as comparison data.

The PRIDE national archived data provide a rich source of information for the study of adolescent prevalence and patterns of drug and alcohol use and related behaviors. In the years prior to the 1989-90 school year, sample sizes of national annual summaries ranged from 14,815 in 1982-83 to 392,003 in 1988-89. The annual summaries for the past ten years involved a weighting system for states that conducted state-wide surveys and states where relatively large numbers of school systems used the PRIDE Questionnaire in local surveys. This weighting system was implemented to prevent any one state from having a disproportionate influence on annual summary results. Random samples were drawn from those states where disproportionately large numbers of students were surveyed. The first three tables in the following section contain information regarding national samples for the years 1990-91 through 2000-01.

The first table contains the total number of students surveyed in Grades 6-12 for the ten-year period. The large number of total students surveyed in years 1990-91 through 1992-93 reflects statewide surveys conducted in those years. It should be noted that the size of actual samples used to compute national summary statistics were relatively consistent over the ten years. The second table provides percentage information by state for those states that comprised the PRIDE national summaries for each of the ten years. No state contributed more than 10.1% for any year. The third table provides a year by year comparison by sex and race. These demographic comparisons indicate no inordinate differences among years.

As indicated in the previous discussion, the purpose of the PRIDE Questionnaire was to assist state and local education agencies in conducting quality surveys of student prevalence and

patterns of drug and alcohol use. Questions concerning violence and other threatening behaviors have been added to the questionnaires in recent years. The national annual summary reports represent large numbers of students who have completed the PRIDE Questionnaire using standardized procedures. While not randomly drawn, the sheer magnitude of the numbers represented in the annual summaries, suggest that these data take on the properties of the population. In addition, the samples appear to have somewhat similar patterns of students sampled across the various states. Discussion of sample sizes may be found in Guilford *Fundamentals Statistics in Psychology and Education*. While it is desirable to have non-biased sampling, e.g., samples based on random procedures; this is not always possible. Guilford states:

Where there is less than customary experimental control of the observations, every possible effort should be made to know the conditions under which the data are obtained. Thorough knowledge of the conditions should be a basis for deciding whether selection of cases has been biased. (Page 140)

Probably the information that speaks most to consistent findings of the PRIDE annual summary analyses across the ten years, was the finding of other drug studies. For example, the PRIDE findings reflect similar findings of the NIDA funded studies conducted at the Institute for Social Research, University of Michigan, from the 1990-91 school year to the present.

2.2. National Summary Tables

This section contains tables of national summary statistics for the following:

- sample size for the past ten years,
- sex and race demographics for the past ten years,
- the sample distribution by state for the past ten years and
- comparisons of the frequency of drug use for the current year vs the previous year,
- chi-square analysis of the difference in use for the current year vs the previous year,
- violence summary for the current year and
- frequency of drug use for every year since the 1987-88 school year.

Sample Sizes of Annual Summaries for Grades 6 thru 12

| Year | # Students Surveyed | *Sample |
|---------|---------------------|---------|
| 1990-91 | 738,577 | 247,337 |
| 1991-92 | 522,328 | 212,802 |
| 1992-93 | 790,628 | 236,745 |
| 1993-94 | 277,372 | 197,735 |
| 1994-95 | 231,433 | 198,241 |
| 1995-96 | 258,433 | 129,560 |
| 1996-97 | 160,308 | 141,077 |
| 1997-98 | 162,623 | 154,350 |
| 1998-99 | 265,430 | 138,079 |
| 1999-00 | 183,781 | 114,318 |
| 2000-01 | 89,661 | 75,804 |

*Sample (number drawn from the total number of students)

Sample Distribution by Percentage Drawn from Each State - Grades 6 through 12

| State | %91-92 | %92-93 | %93-94 | %94-95 | %95-96 | %96-97 | %97-98 | %98-99 | %99-00 | %00-01 |
|-------|--------|--------|--------|--------|--------|--------|--------|--------|--------|--------|
| AK | 0.5 | 1.1 | 0.2 | 0.0 | 0.0 | 0.6 | 1.3 | 0.0 | 0.0 | 0.0 |
| AL | 7.7 | 4.1 | 3.4 | 1.3 | 0.0 | 0.0 | 0.0 | 1.7 | 5.5 | 1.4 |
| AR | 0.0 | 0.0 | 0.0 | 0.0 | 0.0 | 3.4 | 0.0 | 7.7 | 4.5 | 5.4 |
| AZ | 2.8 | 3.9 | 2.1 | 1.5 | 4.1 | 0.0 | 3.5 | 0.0 | 1.2 | 0.0 |
| CA | 3.7 | 4.0 | 4.4 | 4.0 | 7.2 | 3.2 | 7.7 | 8.4 | 2.1 | 0.0 |
| CO | 0.0 | 0.9 | 0.0 | 0.1 | 0.1 | 3.1 | 0.0 | 0.0 | 0.0 | 4.9 |
| CT | 3.3 | 2.9 | 1.0 | 1.1 | 1.7 | 1.1 | 0.0 | 0.8 | 0.0 | 2.3 |
| DC | 0.0 | 0.0 | 0.0 | 0.0 | 0.0 | 0.0 | 0.0 | 0.0 | 0.0 | 0.0 |
| DE | 0.5 | 0.4 | 0.1 | 0.0 | 0.0 | 0.0 | 0.0 | 0.0 | 0.0 | 0.0 |
| FL | 7.7 | 8.4 | 9.9 | 8.9 | 8.0 | 6.9 | 8.2 | 4.9 | 5.7 | 0.0 |
| GA | 7.7 | 8.4 | 10.1 | 9.9 | 5.4 | 5.0 | 5.0 | 2.4 | 1.7 | 0.0 |
| HI | 0.0 | 0.0 | 0.0 | 0.0 | 0.0 | 0.0 | 0.0 | 0.0 | 0.0 | 0.0 |
| IA | 1.0 | 0.1 | 0.0 | 0.0 | 0.0 | 0.0 | 0.0 | 0.0 | 0.0 | 0.0 |
| ID | 0.0 | 0.3 | 0.6 | 0.1 | 1.6 | 0.0 | 0.9 | 0.0 | 1.2 | 0.0 |
| IL | 3.5 | 6.9 | 3.3 | 4.1 | 9.5 | 4.9 | 4.8 | 3.3 | 4.7 | 6.3 |
| IN | 1.0 | 1.3 | 10.1 | 1.0 | 0.0 | 0.0 | 0.3 | 1.1 | 0.0 | 0.0 |
| KS | 0.0 | 0.1 | 0.0 | 0.0 | 0.0 | 0.0 | 0.0 | 0.0 | 0.0 | 0.0 |
| KY | 7.7 | 8.4 | 10.1 | 9.4 | 9.5 | 8.9 | 9.8 | 9.9 | 10.2 | 10.2 |
| LA | 7.7 | 8.4 | 3.4 | 5.8 | 1.7 | 0.0 | 0.7 | 0.0 | 0.0 | 0.1 |
| MA | 0.2 | 0.2 | 0.2 | 2.0 | 0.0 | 0.8 | 2.0 | 3.1 | 5.0 | 1.2 |
| MD | 0.2 | 0.0 | 0.0 | 0.0 | 0.0 | 0.0 | 0.0 | 0.0 | 0.0 | 0.0 |
| ME | 0.0 | 0.1 | 0.0 | 1.3 | 0.0 | 0.8 | 0.0 | 0.0 | 0.0 | 0.0 |
| MI | 2.3 | 0.5 | 0.1 | 2.3 | 0.5 | 2.5 | 0.7 | 2.5 | 0.0 | 4.6 |
| MN | 0.0 | 0.0 | 0.0 | 0.0 | 0.0 | 0.0 | 0.0 | 0.0 | 0.0 | 0.0 |
| MO | 0.0 | 0.3 | 0.0 | 0.2 | 0.1 | 0.0 | 0.0 | 0.0 | 0.0 | 0.0 |
| MS | 2.0 | 1.2 | 2.1 | 2.9 | 6.8 | 2.4 | 1.8 | 2.8 | 5.7 | 10.2 |
| MT | 2.7 | 0.1 | 0.0 | 0.0 | 0.0 | 0.0 | 0.1 | 0.0 | 0.2 | 0.0 |
| NC | 6.3 | 4.2 | 0.0 | 0.0 | 0.0 | 0.0 | 0.0 | 0.8 | 0.0 | 0.0 |
| ND | 0.0 | 0.1 | 0.4 | 0.4 | 0.0 | 0.6 | 0.5 | 0.0 | 0.0 | 0.0 |
| NE | 0.0 | 0.2 | 1.1 | 0.0 | 0.0 | 0.0 | 0.4 | 0.5 | 0.0 | 0.0 |
| NH | 0.0 | 0.2 | 1.0 | 2.8 | 0.5 | 1.0 | 0.9 | 0.4 | 0.0 | 0.0 |
| NJ | 2.5 | 1.5 | 3.0 | 3.1 | 3.7 | 7.1 | 2.9 | 6.3 | 9.3 | 2.8 |
| NM | 1.8 | 0.5 | 0.6 | 0.6 | 1.2 | 0.0 | 0.0 | 1.1 | 1.4 | 1.9 |
| NV | 0.0 | 0.0 | 0.0 | 0.0 | 0.0 | 0.0 | 0.0 | 0.0 | 0.0 | 0.0 |
| NY | 0.3 | 4.3 | 2.9 | 7.2 | 9.5 | 10.1 | 7.5 | 9.9 | 10.2 | 10.2 |
| OH | 1.4 | 2.5 | 4.0 | 5.2 | 9.5 | 10.1 | 9.8 | 8.1 | 3.1 | 2.1 |
| OK | 1.9 | 0.6 | 1.4 | 0.8 | 0.6 | 0.4 | 0.6 | 1.8 | 0.5 | 0.8 |
| OR | 0.0 | 0.0 | 0.2 | 0.2 | 0.0 | 0.2 | 0.0 | 0.0 | 0.0 | 0.0 |
| PA | 0.3 | 1.3 | 0.3 | 5.4 | 1.8 | 0.4 | 3.9 | 2.4 | 3.8 | 0.9 |
| RI | 0.0 | 0.0 | 0.0 | 0.0 | 0.0 | 0.0 | 0.0 | 0.0 | 0.0 | 0.0 |
| SC | 0.0 | 0.0 | 0.0 | 0.0 | 0.0 | 0.0 | 0.0 | 0.0 | 0.0 | 0.0 |
| SD | 0.0 | 0.1 | 0.0 | 0.0 | 0.0 | 0.0 | 0.0 | 0.0 | 0.0 | 0.0 |
| TN | 7.7 | 8.4 | 10.1 | 9.9 | 4.0 | 5.6 | 9.9 | 4.5 | 4.4 | 8.3 |
| TX | 5.0 | 2.2 | 3.1 | 1.3 | 0.7 | 3.5 | 1.1 | 2.8 | 0.7 | 1.2 |
| UT | 0.0 | 0.0 | 0.0 | 0.0 | 0.0 | 0.0 | 0.0 | 0.0 | 0.0 | 0.0 |
| VA | 3.9 | 8.4 | 5.5 | 2.0 | 8.1 | 6.5 | 9.4 | 9.0 | 10.2 | 10.2 |
| VT | 0.0 | 0.1 | 0.1 | 0.0 | 0.0 | 0.0 | 0.0 | 0.0 | 0.0 | 0.0 |
| WA | 0.8 | 2.0 | 1.5 | 1.5 | 0.6 | 7.5 | 0.0 | 1.9 | 3.2 | 0.8 |
| WI | 3.6 | 2.2 | 2.2 | 0.8 | 2.4 | 2.1 | 0.9 | 1.2 | 2.8 | 0.4 |
| WV | 0.9 | 0.0 | 0.8 | 1.7 | 1.2 | 0.2 | 4.5 | 0.1 | 2.7 | 3.4 |
| WY | 0.7 | 0.3 | 0.7 | 0.0 | 0.0 | 1.0 | 0.0 | 0.7 | 0.0 | 1.4 |

Comparisons of Demographic Variables - Grades 6 thru 12

| | 91-92 | 92-93 | 93-94 | 94-95 | 95-96 | 96-97 | 97-98 | 98-99 | 99-00 | 00-01 |
|------------------|-------|-------|-------|-------|-------|-------|-------|-------|-------|-------|
| SEX | | | | | | | | | | |
| Male | 49.4% | 50.1% | 49.5% | 49.1% | 49.4% | 49.7% | 49.6% | 49.3% | 48.7% | 49.4% |
| Female | 50.6% | 49.9% | 50.5% | 50.9% | 50.6% | 50.3% | 50.4% | 50.7% | 51.3% | 50.6% |
| RACE | | | | | | | | | | |
| White | 74.4% | 73.1% | 75.0% | 73.8% | 75.9% | 77.0% | 78.5% | 71.7% | 69.6% | 74.1% |
| African American | 20.0% | 19.2% | 17.3% | 16.3% | 13.8% | 12.0% | 9.8% | 10.6% | 15.2% | 12.5% |
| Hispanic | 3.2% | 3.9% | 3.6% | 5.3% | 4.9% | 5.5% | 5.9% | 7.0% | 6.9% | 5.0% |
| Asian | 1.5% | 2.7% | 1.9% | 2.1% | 2.8% | 2.5% | 3.0% | 4.9% | 2.4% | 2.5% |
| Native American | 0.9% | 1.1% | 0.8% | 0.8% | 0.7% | 0.9% | 0.7% | 0.9% | 0.9% | 1.1% |
| Other* | | | 1.5% | 1.7% | 1.9% | 2.1% | 2.1% | | | |
| Mixed Origin** | | | | | | | | 4.9% | 4.9% | 4.7% |

PRIDE Survey
Percentage of Students Who Report Using Drugs

| DRUG | GRADE LEVEL | ANNUAL USE | | | MONTHLY USE | | |
|--------------------------|--------------|------------|---------|--------|-------------|---------|--------|
| | | 1999-00 | 2000-01 | change | 1999-00 | 2000-01 | change |
| Cigarettes | Junior High | 21.0 | 19.1 | -1.9* | 9.6 | 9.0 | -0.6* |
| | Senior High | 43.9 | 41.8 | -2.1* | 28.7 | 27.6 | -1.1* |
| | 12th Graders | 49.7 | 48.1 | -1.6* | 36.3 | 35.5 | -0.8 |
| | Total | 32.0 | 30.5 | -1.5* | 18.8 | 18.4 | -0.4* |
| Smokeless Tobacco | Junior High | 5.3 | 5.5 | +0.2 | 2.5 | 2.6 | +0.1 |
| | Senior High | 12.6 | 12.5 | -0.1 | 6.8 | 6.9 | +0.1 |
| | 12th Graders | 14.5 | 15.0 | +0.5 | 8.1 | 8.6 | +0.5 |
| | Total | 8.8 | 9.0 | +0.2 | 4.6 | 4.8 | +0.2 |
| Cigars | Junior High | 9.5 | 8.6 | -0.9* | 3.5 | 3.1 | -0.4* |
| | Senior High | 26.3 | 24.5 | -1.8* | 10.8 | 9.9 | -0.9* |
| | 12th Graders | 32.8 | 32.1 | -0.7 | 13.6 | 13.2 | -0.4 |
| | Total | 17.6 | 16.6 | -1.0* | 7.0 | 6.5 | -0.5* |
| Any Tobacco | Junior High | 23.6 | 21.9 | -1.7* | 10.8 | 10.3 | -0.5* |
| | Senior High | 49.7 | 47.8 | -1.9* | 32.4 | 31.0 | -1.4* |
| | 12th Graders | 56.5 | 55.6 | -0.9 | 40.7 | 39.8 | -0.9 |
| | Total | 36.2 | 34.9 | -1.3* | 21.2 | 20.7 | -0.5* |
| Beer | Junior High | 27.2 | 24.5 | -2.7* | 8.7 | 7.9 | -0.8* |
| | Senior High | 55.2 | 54.5 | -0.7* | 30.9 | 30.9 | +0.0 |
| | 12th Graders | 61.8 | 62.4 | +0.6 | 39.1 | 40.1 | +1.0 |
| | Total | 40.7 | 39.7 | -1.0* | 19.4 | 19.5 | +0.1 |
| Wine Coolers | Junior High | 30.3 | 27.4 | -2.9* | 8.7 | 7.7 | -1.0* |
| | Senior High | 51.8 | 50.6 | -1.2* | 22.0 | 22.3 | +0.3 |
| | 12th Graders | 55.4 | 54.4 | -1.0 | 24.7 | 25.3 | +0.6 |
| | Total | 40.7 | 39.1 | -1.6* | 15.1 | 15.0 | -0.1 |
| Liquor | Junior High | 18.8 | 17.3 | -1.5* | 6.5 | 6.0 | -0.5* |
| | Senior High | 52.5 | 52.8 | +0.3 | 27.6 | 28.7 | +1.1* |
| | 12th Graders | 62.2 | 62.5 | +0.3 | 35.4 | 37.0 | +1.6* |
| | Total | 35.1 | 35.2 | +0.1 | 16.7 | 17.4 | +0.7* |
| Any Alcohol | Junior High | 39.5 | 36.5 | -3.0* | 12.1 | 11.0 | -1.1* |
| | Senior High | 68.1 | 67.5 | -0.6 | 36.6 | 37.0 | +0.4 |
| | 12th Graders | 74.4 | 74.6 | +0.2 | 45.2 | 46.4 | +1.2 |
| | Total | 53.3 | 52.1 | -1.2* | 23.9 | 24.1 | +0.2 |

*Statistically significant difference at .05 level using chi-square with variables year & no-use/use.

N-Sizes

| Grade | 1999-00 | 2000-01 |
|--------------|---------|---------|
| Junior High | 59,243 | 37,653 |
| Senior High | 55,075 | 38,151 |
| 12th Graders | 11,680 | 8,136 |
| Total | 114,318 | 75,804 |

PRIDE Survey
Percentage of Students Who Report Using Drugs

| DRUG | GRADE LEVEL | ANNUAL USE | | | MONTHLY USE | | |
|-------------------|--------------|------------|---------|--------|-------------|---------|--------|
| | | 1999-00 | 2000-01 | change | 1999-00 | 2000-01 | change |
| Marijuana | Junior High | 9.2 | 9.3 | +0.1 | 5.2 | 5.3 | +0.1 |
| | Senior High | 31.4 | 32.3 | +0.9* | 19.3 | 20.5 | +1.2* |
| | 12th Graders | 38.0 | 39.0 | +1.0 | 23.4 | 24.2 | +0.8 |
| | Total | 19.9 | 20.9 | +1.0* | 12.0 | 12.9 | +0.9* |
| Cocaine | Junior High | 2.2 | 2.1 | -0.1 | 1.3 | 1.2 | -0.1 |
| | Senior High | 5.3 | 5.5 | +0.2 | 2.9 | 3.0 | +0.1 |
| | 12th Graders | 7.1 | 7.9 | +0.8* | 3.6 | 4.2 | +0.6* |
| | Total | 3.7 | 3.8 | +0.1 | 2.1 | 2.1 | +0.0 |
| Uppers | Junior High | 3.0 | 2.9 | -0.1 | 1.7 | 1.6 | -0.1 |
| | Senior High | 9.1 | 9.8 | +0.7* | 5.2 | 5.7 | +0.5* |
| | 12th Graders | 11.1 | 12.3 | +1.2* | 6.2 | 7.2 | +1.0* |
| | Total | 6.0 | 6.4 | +0.4* | 3.4 | 3.7 | +0.3* |
| Downers | Junior High | 2.5 | 2.5 | +0.0 | 1.4 | 1.5 | +0.1 |
| | Senior High | 7.1 | 7.7 | +0.6* | 4.1 | 4.6 | +0.5* |
| | 12th Graders | 8.6 | 9.8 | +1.2* | 4.8 | 5.9 | +1.1* |
| | Total | 4.7 | 5.2 | +0.5* | 2.7 | 3.0 | +0.3* |
| Inhalants | Junior High | 5.6 | 5.4 | -0.2 | 2.3 | 2.1 | -0.2 |
| | Senior High | 5.7 | 5.6 | -0.1 | 2.7 | 2.7 | +0.0 |
| | 12th Graders | 5.2 | 5.6 | +0.4 | 2.7 | 3.1 | +0.4 |
| | Total | 5.6 | 5.5 | -0.1 | 2.5 | 2.4 | -0.1 |
| Hallucinogens | Junior High | 2.2 | 2.2 | +0.0 | 1.4 | 1.3 | -0.1 |
| | Senior High | 7.8 | 7.9 | +0.1 | 3.6 | 3.9 | +0.3* |
| | 12th Graders | 10.9 | 11.3 | +0.4 | 4.4 | 5.3 | +0.9* |
| | Total | 4.9 | 5.1 | +0.2 | 2.4 | 2.6 | +0.2* |
| Heroin | Junior High | 1.6 | 1.6 | +0.0 | 1.1 | 1.0 | -0.1 |
| | Senior High | 2.9 | 3.2 | +0.3* | 1.9 | 2.1 | +0.2* |
| | 12th Graders | 3.2 | 4.4 | +1.2* | 2.1 | 2.8 | +0.7* |
| | Total | 2.2 | 2.4 | +0.2* | 1.5 | 1.5 | +0.0 |
| Steroids | Junior High | 2.4 | 2.6 | +0.2 | 1.3 | 1.3 | +0.0 |
| | Senior High | 3.2 | 3.5 | +0.3* | 2.1 | 2.2 | +0.1 |
| | 12th Graders | 3.2 | 4.0 | +0.8* | 2.4 | 2.7 | +0.3 |
| | Total | 2.8 | 3.0 | +0.2* | 1.7 | 1.8 | +0.1 |
| Any Illicit Drugs | Junior High | 13.6 | 13.7 | +0.1 | 7.0 | 7.0 | +0.0 |
| | Senior High | 34.3 | 35.3 | +1.0* | 21.3 | 22.5 | +1.2* |
| | 12th Graders | 40.2 | 41.4 | +1.2 | 25.4 | 26.6 | +1.2 |
| | Total | 23.6 | 24.6 | +1.0* | 13.9 | 14.8 | +0.9* |

*Statistically significant difference at .05 level using chi-square with variables year & no-use/use.

| Grade | N-Sizes | |
|--------------|---------|---------|
| | 1999-00 | 2000-01 |
| Junior High | 59,243 | 37,653 |
| Senior High | 55,075 | 38,151 |
| 12th Graders | 11,680 | 8,136 |
| Total | 114,318 | 75,804 |

1999-00 vs. 2000-01 NATIONAL SUMMARY RESULTS
USA - PRIDE - CHI-SQUARE TEST

Percent of Junior High Students Who Used These Drugs At Least 1/Year

| Drug | Junior High 1999-00 | Junior High 2000-01 | Chi-Square | Relative % Change |
|-------------------|------------------------|------------------------|------------|----------------------|
| Cigarettes | 21.0% | 19.1% | 52.3* | -1.9% |
| Smokeless Tobacco | 5.3% | 5.5% | 1.7 | +0.2% |
| Cigars | 9.5% | 8.6% | 24.0* | -0.9% |
| Any Tobacco | 23.6% | 21.9% | 39.9* | -1.7% |
| Beer | 27.2% | 24.5% | 83.0* | -2.7% |
| Wine Coolers | 30.3% | 27.4% | 97.9* | -2.9% |
| Liquor | 18.8% | 17.3% | 33.4* | -1.5% |
| Any Alcohol | 39.5% | 36.5% | 88.1* | -3.0% |
| Marijuana | 9.2% | 9.3% | 0.5 | +0.1% |
| Cocaine | 2.2% | 2.1% | 1.7 | -0.1% |
| Uppers | 3.0% | 2.9% | 0.4 | -0.1% |
| Downers | 2.5% | 2.5% | 0.0 | +0.0% |
| Inhalants | 5.6% | 5.4% | 0.8 | -0.2% |
| Hallucinogens | 2.2% | 2.2% | 0.1 | +0.0% |
| Heroin | 1.6% | 1.6% | 0.0 | +0.0% |
| Steroids | 2.4% | 2.6% | 1.9 | +0.2% |
| Any Illicit Drugs | 13.6% | 13.7% | 0.4 | +0.1% |

*Statistically significant difference at .05 level using chi-square with 1 degree of freedom.

| Grade | N-Sizes | |
|-------------|---------|---------|
| | 1999-00 | 2000-01 |
| Junior High | 59,243 | 37,653 |
| Senior High | 55,075 | 38,151 |

1999-00 vs. 2000-01 NATIONAL SUMMARY RESULTS
USA - PRIDE - CHI-SQUARE TEST

Percent of Senior High Students Who Used These Drugs At Least 1/Year

| Drug | Senior High 1999-00 | Senior High 2000-01 | Chi-Square | Relative % Change |
|-------------------|------------------------|------------------------|------------|----------------------|
| Cigarettes | 43.9% | 41.8% | 38.2* | -2.1% |
| Smokeless Tobacco | 12.6% | 12.5% | 0.2 | -0.1% |
| Cigars | 26.3% | 24.5% | 37.2* | -1.8% |
| Any Tobacco | 49.7% | 47.8% | 34.9* | -1.9% |
| Beer | 55.2% | 54.5% | 3.9* | -0.7% |
| Wine Coolers | 51.8% | 50.6% | 11.7* | -1.2% |
| Liquor | 52.5% | 52.8% | 0.7 | +0.3% |
| Any Alcohol | 68.1% | 67.5% | 3.3 | -0.6% |
| Marijuana | 31.4% | 32.3% | 9.6* | +0.9% |
| Cocaine | 5.3% | 5.5% | 0.7 | +0.2% |
| Uppers | 9.1% | 9.8% | 11.5* | +0.7% |
| Downers | 7.1% | 7.7% | 13.0* | +0.6% |
| Inhalants | 5.7% | 5.6% | 0.5 | -0.1% |
| Hallucinogens | 7.8% | 7.9% | 0.6 | +0.1% |
| Heroin | 2.9% | 3.2% | 10.2* | +0.3% |
| Steroids | 3.2% | 3.5% | 5.6* | +0.3% |
| Any Illicit Drugs | 34.3% | 35.3% | 10.3* | +1.0% |

*Statistically significant difference at .05 level using chi-square with 1 degree of freedom.

| <i>Grade</i> | N-Sizes | |
|--------------|----------------|----------------|
| | <i>1999-00</i> | <i>2000-01</i> |
| Junior High | 59,243 | 37,653 |
| Senior High | 55,075 | 38,151 |

2000-01 USA - PRIDE Summary Report - Violence

| 6-8th grade n = 37,653 | | | 9-12th grade n = 38,151 | | |
|--|--------|--------|---|--------|--------|
| Percentage of Junior High (6-8th) students who report... | | | Percentage of Senior High (9-12th) students who report... | | |
| carrying a gun to school = 1.8% | | | carrying a gun to school = 3.2% | | |
| taking part in gang activities = 8.8% | | | taking part in gang activities = 9.4% | | |
| thinking of suicide often or a lot = 5.1% | | | thinking of suicide often or a lot = 7.0% | | |
| threatening to harm another = 37.9% | | | threatening to harm another = 37.5% | | |
| getting into trouble with police = 18.0% | | | getting into trouble with police = 26.1% | | |
| Drug Use of Junior High (6-8th) Students Who Report... | | | Drug Use of Senior High (9-12th) Students Who Report... | | |
| carrying a gun to school | | | carrying a gun to school | | |
| Drug | Yes | No | Drug | Yes | No |
| Liquor | 61.3% | 16.5% | Liquor | 82.9% | 51.8% |
| Marijuana | 56.7% | 8.4% | Marijuana | 75.7% | 30.9% |
| Cocaine | 34.0% | 1.5% | Cocaine | 45.7% | 4.2% |
| Inhalants | 37.8% | 4.8% | Inhalants | 41.7% | 4.4% |
| N-sizes | 670 | 36,358 | N-sizes | 1,178 | 36,435 |
| taking part in gang activities | | | taking part in gang activities | | |
| Drug | Yes | No | Drug | Yes | No |
| Liquor | 49.7% | 14.2% | Liquor | 77.1% | 50.2% |
| Marijuana | 39.5% | 6.4% | Marijuana | 68.5% | 28.5% |
| Cocaine | 15.4% | 0.8% | Cocaine | 27.0% | 3.2% |
| Inhalants | 24.2% | 3.6% | Inhalants | 24.9% | 3.5% |
| N-sizes | 3,189 | 33,366 | N-sizes | 3,478 | 33,780 |
| thinking of suicide often or a lot | | | thinking of suicide often or a lot | | |
| Drug | Yes | No | Drug | Yes | No |
| Liquor | 46.2% | 15.8% | Liquor | 72.2% | 51.3% |
| Marijuana | 34.9% | 7.9% | Marijuana | 56.2% | 30.5% |
| Cocaine | 14.6% | 1.4% | Cocaine | 21.4% | 4.2% |
| Inhalants | 25.9% | 4.4% | Inhalants | 22.8% | 4.2% |
| N-sizes | 1,817 | 34,319 | N-sizes | 2,591 | 34,446 |
| threatening to harm another | | | threatening to harm another | | |
| Drug | Yes | No | Drug | Yes | No |
| Liquor | 29.7% | 9.6% | Liquor | 66.1% | 44.7% |
| Marijuana | 17.6% | 4.1% | Marijuana | 46.5% | 23.7% |
| Cocaine | 4.1% | 0.8% | Cocaine | 9.5% | 2.9% |
| Inhalants | 10.8% | 2.1% | Inhalants | 10.2% | 2.6% |
| N-sizes | 13,815 | 22,657 | N-sizes | 13,838 | 23,077 |
| getting into trouble with police | | | getting into trouble with police | | |
| Drug | Yes | No | Drug | Yes | No |
| Liquor | 43.1% | 11.7% | Liquor | 76.2% | 44.5% |
| Marijuana | 32.5% | 4.3% | Marijuana | 61.1% | 22.2% |
| Cocaine | 8.4% | 0.7% | Cocaine | 15.1% | 2.0% |
| Inhalants | 16.4% | 3.1% | Inhalants | 13.7% | 2.7% |
| N-sizes | 6,526 | 30,034 | N-sizes | 9,678 | 27,553 |

*Drug use figures represent annual usage (at least 1 per year)

PRIDE National Summary

% of Annual Drug Use by Junior and Senior High Students, 12th Graders and Total for Grades 6 thru 12

| DRUG | 87-88 | 88-89 | 89-90 | 90-91 | 91-92 | 92-93 | 93-94 | 94-95 | 95-96 | 96-97 | 97-98 | 98-99 | 99-00 | 00-01 |
|----------------------------|-------|-------|-------|-------|-------|-------|-------|-------|-------|-------|-------|-------|-------|-------|
| Cigarettes | | | | | | | | | | | | | | |
| Jr. High | 22.1 | 28.1 | 27.6 | 22.6 | 25.2 | 25.5 | 26.3 | 28.1 | 31.1 | 31.8 | 29.4 | 26.2 | 21.0 | 19.1 |
| Sr. High | 34.6 | 38.7 | 38.0 | 35.2 | 37.7 | 38.4 | 41.5 | 44.4 | 48.2 | 50.2 | 48.9 | 46.5 | 43.9 | 41.8 |
| 12th Grade | 36.1 | 40.2 | 41.4 | 35.6 | 40.4 | 42.0 | 43.9 | 46.8 | 50.0 | 52.4 | 54.0 | 51.4 | 49.7 | 48.1 |
| Total | 29.1 | 34.2 | 32.1 | 30.9 | 31.9 | 32.7 | 34.3 | 36.8 | 40.5 | 41.3 | 40.3 | 37.9 | 32.0 | 30.5 |
| Smokeless Tobacco** | | | | | | | | | | | | | | |
| Jr. High | | | | | | | | | | | | 6.3 | 5.3 | 5.5 |
| Sr. High | | | | | | | | | | | | 13.0 | 12.6 | 12.5 |
| 12th Grade | | | | | | | | | | | | 14.9 | 14.5 | 15.0 |
| Total | | | | | | | | | | | | 10.1 | 8.8 | 9.0 |
| Cigars** | | | | | | | | | | | | | | |
| Jr. High | | | | | | | | | | | | 12.2 | 9.5 | 8.6 |
| Sr. High | | | | | | | | | | | | 29.2 | 26.3 | 24.5 |
| 12th Grade | | | | | | | | | | | | 35.4 | 32.8 | 32.1 |
| Total | | | | | | | | | | | | 22.0 | 17.6 | 16.6 |
| Any Tobacco** | | | | | | | | | | | | | | |
| Jr. High | | | | | | | | | | | | 28.9 | 23.6 | 21.9 |
| Sr. High | | | | | | | | | | | | 52.2 | 49.7 | 47.8 |
| 12th Grade | | | | | | | | | | | | 58.4 | 56.5 | 55.6 |
| Total | | | | | | | | | | | | 42.3 | 36.2 | 34.9 |
| Beer | | | | | | | | | | | | | | |
| Jr. High | 30.8 | 37.5 | 35.9 | 30.6 | 31.6 | 31.2 | 30.3 | 30.8 | 33.1 | 33.2 | 30.3 | 29.6 | 27.2 | 24.5 |
| Sr. High | 57.9 | 61.4 | 58.9 | 56.2 | 56.5 | 55.6 | 56.5 | 57.4 | 59.1 | 59.6 | 57.0 | 55.9 | 55.2 | 54.5 |
| 12th Grade | 64.3 | 67.5 | 67.3 | 65.2 | 63.8 | 63.5 | 63.8 | 64.0 | 64.9 | 65.3 | 64.5 | 63.2 | 61.8 | 62.4 |
| Total | 46.1 | 51.4 | 47.1 | 50.0 | 44.9 | 44.8 | 44.2 | 45.0 | 47.4 | 46.9 | 45.2 | 44.7 | 40.7 | 39.7 |
| Wine Coolers | | | | | | | | | | | | | | |
| Jr. High | 29.5 | 36.4 | 35.2 | 30.3 | 31.0 | 30.7 | 29.9 | 29.8 | 33.2 | 33.6 | 31.6 | 31.2 | 30.3 | 27.4 |
| Sr. High | 56.4 | 60.2 | 56.9 | 55.4 | 53.8 | 52.2 | 52.0 | 51.7 | 52.6 | 52.9 | 51.5 | 52.0 | 51.8 | 50.6 |
| 12th Grade | 63.5 | 65.7 | 64.2 | 65.7 | 60.3 | 58.8 | 57.4 | 56.5 | 54.5 | 55.4 | 54.9 | 55.1 | 55.4 | 54.4 |
| Total | 44.6 | 50.2 | 45.7 | 50.8 | 43.2 | 42.6 | 41.6 | 41.5 | 43.8 | 43.6 | 42.7 | 43.2 | 40.7 | 39.1 |
| Liquor | | | | | | | | | | | | | | |
| Jr. High | 17.9 | 24.9 | 24.9 | 19.6 | 21.4 | 21.5 | 21.4 | 21.3 | 22.9 | 23.7 | 21.0 | 21.1 | 18.8 | 17.3 |
| Sr. High | 45.6 | 51.9 | 51.0 | 48.7 | 50.0 | 49.5 | 51.3 | 51.5 | 53.4 | 54.9 | 52.1 | 52.9 | 52.5 | 52.8 |
| 12th Grade | 53.9 | 59.8 | 60.8 | 59.5 | 59.4 | 58.8 | 59.9 | 59.5 | 59.9 | 62.3 | 61.8 | 61.9 | 62.2 | 62.5 |
| Total | 33.5 | 40.6 | 37.8 | 39.6 | 36.6 | 37.0 | 37.3 | 37.4 | 39.6 | 39.9 | 38.4 | 39.5 | 35.1 | 35.2 |
| Any Alcohol | | | | | | | | | | | | | | |
| Jr. High | 36.0 | 47.5 | 43.1 | 48.0 | 41.4 | 41.4 | 39.6 | 39.8 | 44.5 | 44.7 | 41.8 | 41.4 | 39.5 | 36.5 |
| Sr. High | 65.7 | 72.0 | 70.2 | 72.3 | 67.2 | 66.1 | 66.4 | 66.8 | 70.6 | 71.0 | 68.8 | 68.1 | 68.1 | 67.5 |
| 12th Grade | 73.5 | 78.4 | 78.5 | 79.4 | 74.7 | 73.9 | 73.4 | 73.4 | 75.6 | 76.5 | 75.6 | 74.5 | 74.4 | 74.6 |
| Total | 52.0 | 61.7 | 58.2 | 62.3 | 55.1 | 55.1 | 53.8 | 54.2 | 58.8 | 58.3 | 56.9 | 56.8 | 53.3 | 52.1 |
| Marijuana | | | | | | | | | | | | | | |
| Jr. High | 5.7 | 7.6 | 6.6 | 4.5 | 4.8 | 5.8 | 8.2 | 9.5 | 13.6 | 14.7 | 12.5 | 11.0 | 9.2 | 9.3 |
| Sr. High | 20.1 | 21.9 | 19.1 | 16.9 | 16.4 | 19.0 | 24.6 | 28.2 | 34.0 | 35.8 | 33.4 | 32.3 | 31.4 | 32.3 |
| 12th Grade | 25.4 | 26.9 | 24.8 | 14.0 | 21.8 | 25.0 | 28.9 | 33.2 | 37.9 | 39.4 | 38.6 | 37.8 | 38.0 | 39.0 |
| Total | 13.8 | 15.9 | 13.0 | 8.3 | 11.0 | 13.2 | 16.9 | 19.5 | 24.8 | 25.6 | 24.2 | 23.3 | 19.9 | 20.9 |
| Cocaine | | | | | | | | | | | | | | |
| Jr. High | 1.2 | 1.7 | 1.7 | 1.3 | 1.5 | 1.6 | 1.9 | 1.9 | 2.7 | 3.0 | 2.8 | 2.7 | 2.2 | 2.1 |
| Sr. High | 3.9 | 4.6 | 4.0 | 3.4 | 3.3 | 3.4 | 4.0 | 4.5 | 5.6 | 5.9 | 6.0 | 6.1 | 5.3 | 5.5 |
| 12th Grade | 5.4 | 6.5 | 5.6 | 3.7 | 4.2 | 4.5 | 5.1 | 5.3 | 7.1 | 7.0 | 7.9 | 8.0 | 7.1 | 7.9 |
| Total | 2.7 | 3.4 | 2.9 | 2.3 | 2.5 | 2.6 | 3.0 | 3.3 | 4.3 | 4.5 | 4.6 | 4.7 | 3.7 | 3.8 |

PRIDE National Summary**% of Annual Drug Use by Junior and Senior High Students, 12th Graders and Total for Grades 6 thru 12**

| DRUG | 87-88 | 88-89 | 89-90 | 90-91 | 91-92 | 92-93 | 93-94 | 94-95 | 95-96 | 96-97 | 97-98 | 98-99 | 99-00 | 00-01 |
|--------------------------|-------|-------|-------|-------|-------|-------|-------|-------|-------|-------|-------|-------|-------|-------|
| Uppers | | | | | | | | | | | | | | |
| Jr. High | 2.4 | 3.6 | 3.6 | 2.6 | 3.0 | 3.0 | 3.4 | 3.3 | 4.6 | 4.9 | 4.7 | 3.8 | 3.0 | 2.9 |
| Sr. High | 7.3 | 9.2 | 8.0 | 7.6 | 8.3 | 7.9 | 9.1 | 9.3 | 10.5 | 10.3 | 10.4 | 9.2 | 9.1 | 9.8 |
| 12th Grade | 7.8 | 10.0 | 8.7 | 7.1 | 8.9 | 9.3 | 10.0 | 10.6 | 11.6 | 10.7 | 11.8 | 10.9 | 11.1 | 12.3 |
| Total | 5.1 | 6.8 | 5.8 | 4.8 | 5.8 | 5.7 | 6.4 | 6.5 | 7.8 | 7.7 | 7.9 | 6.9 | 6.0 | 6.4 |
| Downers | | | | | | | | | | | | | | |
| Jr. High | 1.7 | 2.5 | 2.5 | 1.9 | 2.2 | 2.2 | 2.4 | 2.4 | 3.5 | 4.0 | 3.6 | 3.1 | 2.5 | 2.5 |
| Sr. High | 4.2 | 5.3 | 4.7 | 4.6 | 4.9 | 4.6 | 5.3 | 5.5 | 7.1 | 7.2 | 7.7 | 7.0 | 7.1 | 7.7 |
| 12th Grade | 4.3 | 5.7 | 5.1 | 4.4 | 5.2 | 5.3 | 5.8 | 5.9 | 7.4 | 7.4 | 8.6 | 8.3 | 8.6 | 9.8 |
| Total | 3.1 | 4.1 | 3.6 | 3.2 | 3.6 | 3.5 | 3.9 | 4.1 | 5.5 | 5.7 | 5.9 | 5.3 | 4.7 | 5.2 |
| Inhalants | | | | | | | | | | | | | | |
| Jr. High | 3.9 | 5.2 | 4.9 | 4.0 | 4.8 | 4.8 | 5.9 | 6.3 | 8.5 | 8.9 | 8.1 | 7.0 | 5.6 | 5.4 |
| Sr. High | 4.4 | 5.1 | 5.1 | 4.9 | 5.5 | 5.6 | 6.9 | 7.5 | 7.6 | 7.1 | 7.1 | 6.5 | 5.7 | 5.6 |
| 12th Grade | 3.8 | 4.4 | 4.6 | 3.7 | 4.8 | 5.1 | 6.3 | 6.6 | 6.6 | 5.8 | 5.8 | 6.0 | 5.2 | 5.6 |
| Total | 4.2 | 5.1 | 4.9 | 4.2 | 5.2 | 5.2 | 6.4 | 6.9 | 8.0 | 8.0 | 7.6 | 6.7 | 5.6 | 5.5 |
| Hallucinogens | | | | | | | | | | | | | | |
| Jr. High | 1.1 | 1.7 | 1.8 | 1.5 | 1.8 | 1.9 | 2.1 | 2.4 | 3.3 | 3.6 | 3.2 | 2.8 | 2.2 | 2.2 |
| Sr. High | 3.1 | 4.4 | 4.9 | 4.9 | 5.3 | 5.7 | 6.6 | 7.7 | 9.5 | 9.5 | 8.7 | 8.8 | 7.8 | 7.9 |
| 12th Grade | 3.8 | 5.7 | 6.5 | 4.8 | 7.1 | 8.0 | 8.8 | 9.7 | 12.1 | 11.7 | 11.3 | 12.0 | 10.9 | 11.3 |
| Total | 2.1 | 3.3 | 3.4 | 2.9 | 3.7 | 2.2 | 4.5 | 5.2 | 6.7 | 6.6 | 6.2 | 6.3 | 4.9 | 5.1 |
| Heroin* | | | | | | | | | | | | | | |
| Jr. High | | | | | | | | | 2.1 | 2.4 | 2.1 | 1.9 | 1.6 | 1.6 |
| Sr. High | | | | | | | | | 3.1 | 3.1 | 3.2 | 3.1 | 2.9 | 3.2 |
| 12th Grade | | | | | | | | | 3.5 | 3.4 | 3.8 | 3.6 | 3.2 | 4.4 |
| Total | | | | | | | | | 2.7 | 2.7 | 2.7 | 2.6 | 2.2 | 2.4 |
| Steroids** | | | | | | | | | | | | | | |
| Jr. High | | | | | | | | | | | | 2.7 | 2.4 | 2.6 |
| Sr. High | | | | | | | | | | | | 3.1 | 3.2 | 3.5 |
| 12th Grade | | | | | | | | | | | | 3.2 | 3.2 | 4.0 |
| Total | | | | | | | | | | | | 3.0 | 2.8 | 3.0 |
| Any Illicit Drugs | | | | | | | | | | | | | | |
| Jr. High | 8.4 | 14.8 | 11.3 | 9.1 | 10.5 | 11.6 | 14.0 | 14.8 | 19.7 | 20.7 | 18.6 | 16.3 | 13.6 | 13.7 |
| Sr. High | 20.8 | 26.9 | 23.5 | 15.5 | 20.9 | 23.3 | 28.7 | 31.9 | 37.6 | 38.9 | 36.7 | 35.2 | 34.3 | 35.3 |
| 12th Grade | 26.0 | 30.1 | 28.2 | 17.3 | 25.1 | 28.2 | 31.9 | 35.8 | 40.8 | 41.6 | 41.0 | 40.2 | 40.2 | 41.4 |
| Total | 15.0 | 21.8 | 18.1 | 12.8 | 16.0 | 18.1 | 21.8 | 24.0 | 29.5 | 30.1 | 28.7 | 27.1 | 23.6 | 24.6 |

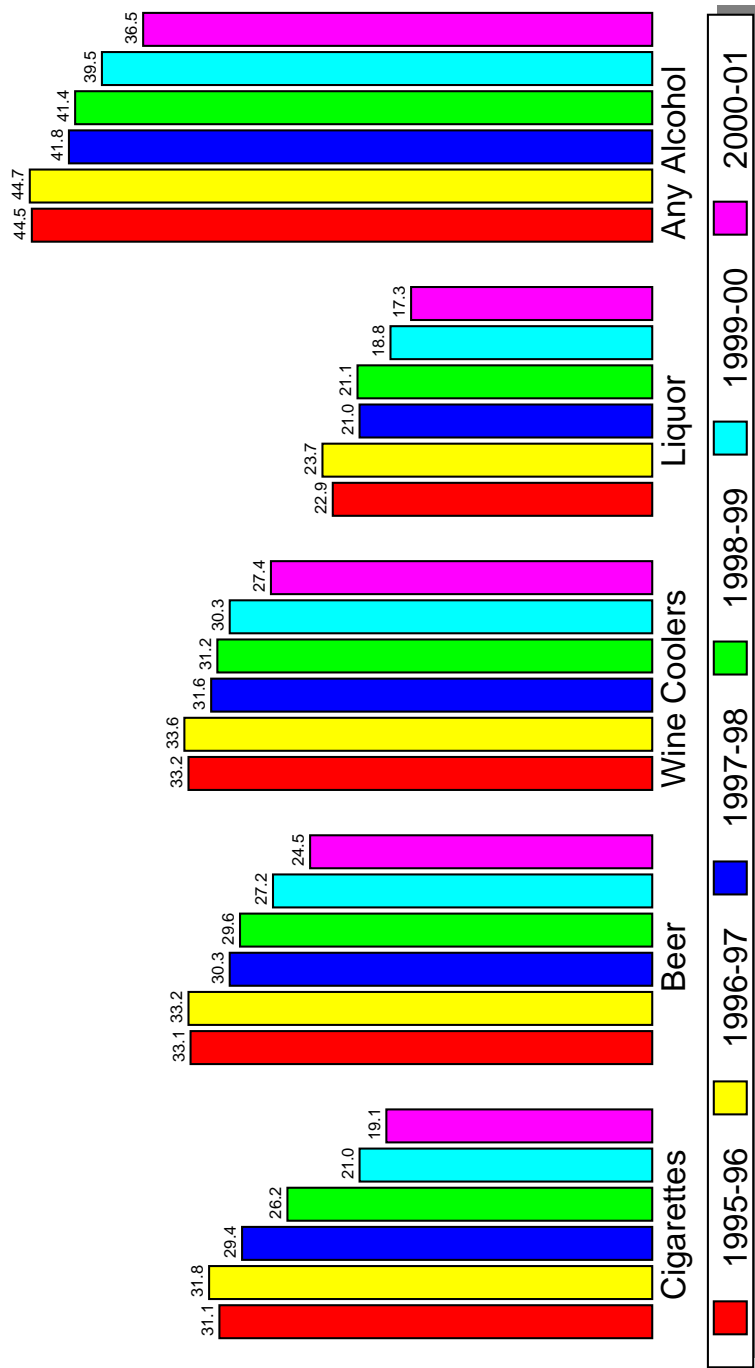
* New drug category added 95-96 school year.

** New drug category added 98-99 school year.

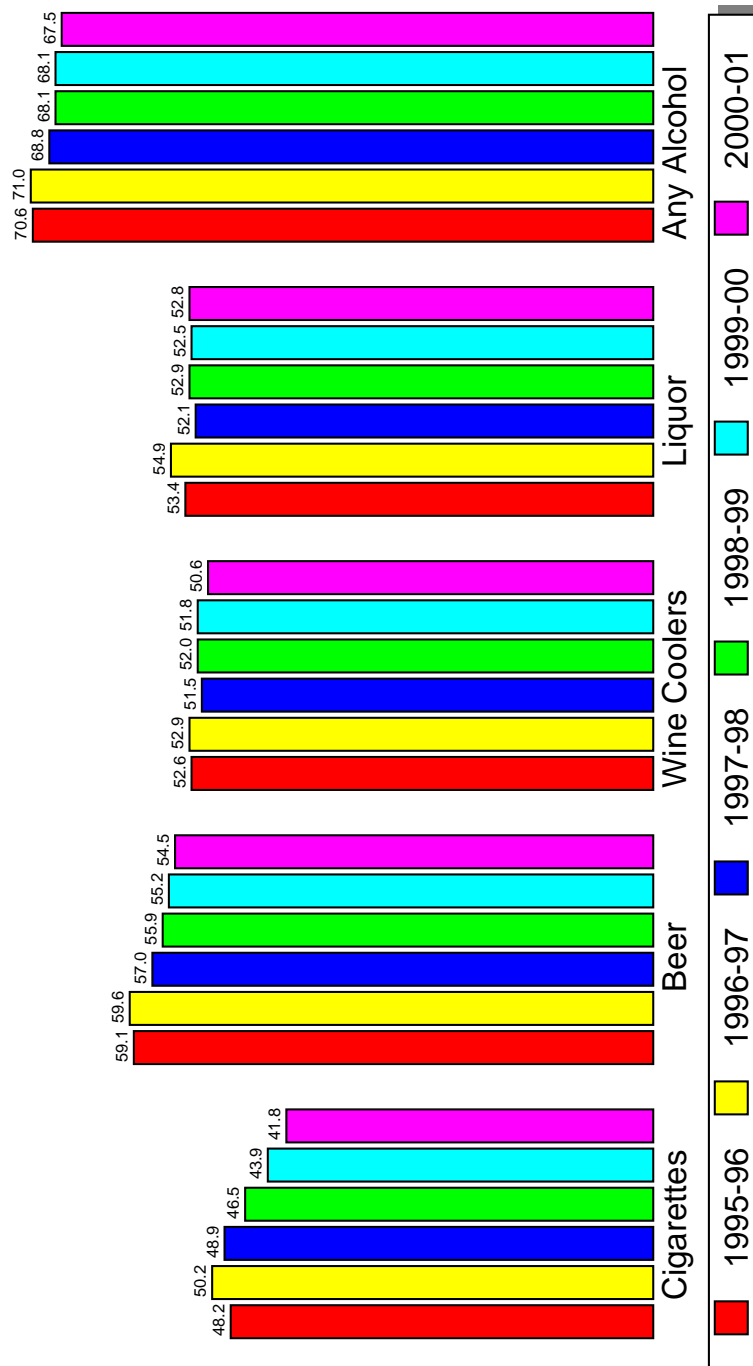
2.3. National Summary Graphics This section contains graphs of national summary statistics for the following:

- Junior & Senior High Drug Use for the past six years
- the percent of students who talk to their parents often or a lot about drugs
- the percent of illicit drug use for each subgroup response to the questions of school activities, getting good grades, community activities, religiosity, parents discussion of drugs, parents setting clear rules, parents discipline and who students live with.

Grades 6 to 8 % Students Who Use Cigarettes & Alcohol USA - PRIDE Survey - Annual Use

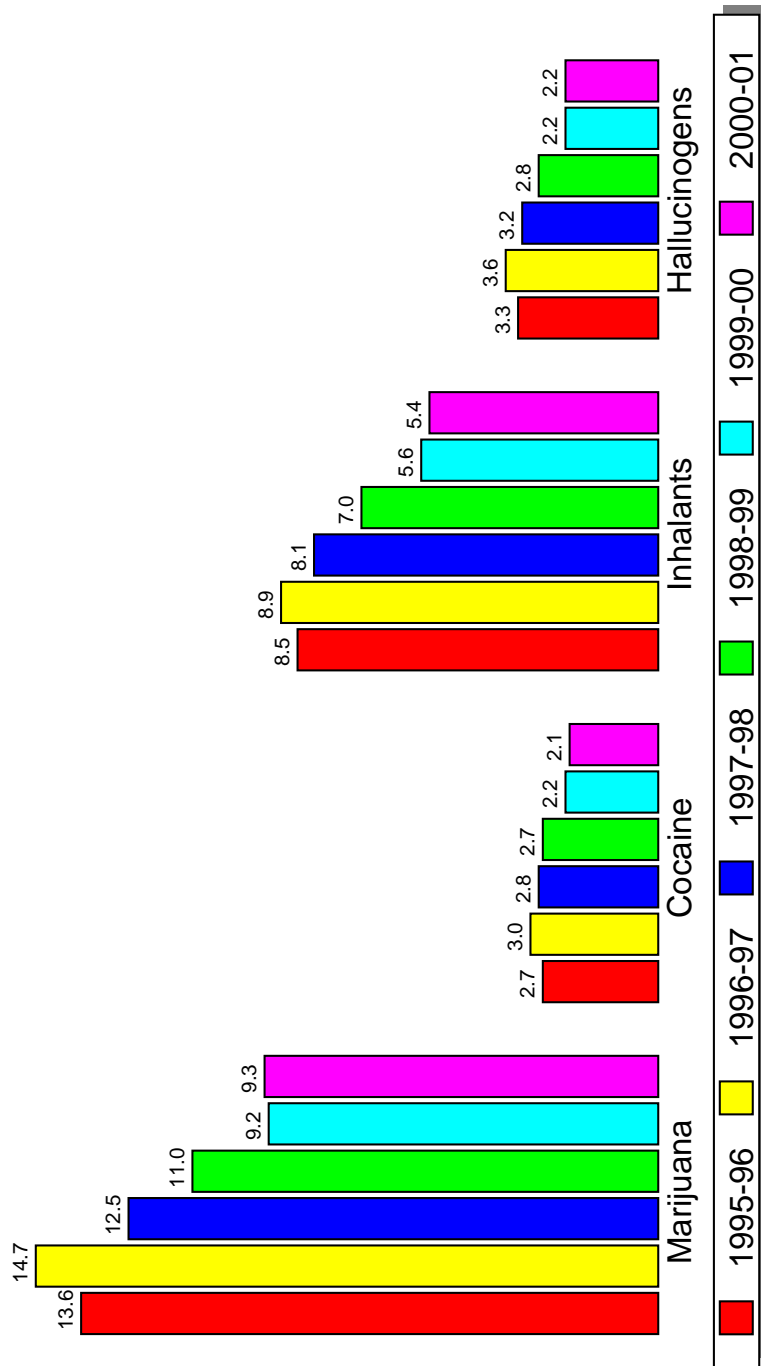


Grades 9 to 12 % Students Who Use Cigarettes & Alcohol USA - PRIDE Survey - Annual Use

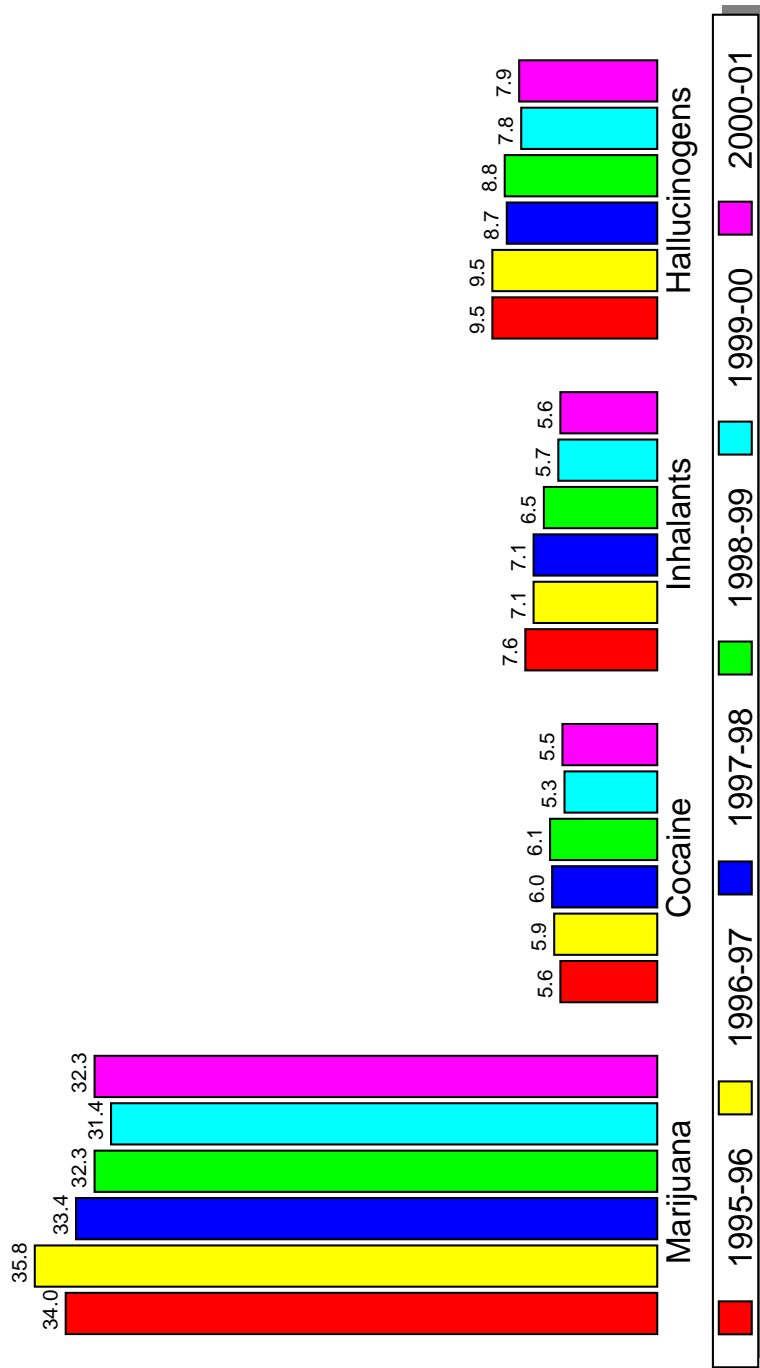


Surveyed by Years
 95-96=70,964 96-97=73,006 97-98=86,201 98-99=79,460 99-00=55,075 00-01=38,151

Grades 6 to 8
 % Students Who Use Marijuana, Cocaine, Inhalants and Hallucinogens
 USA - PRIDE Survey - Annual Use

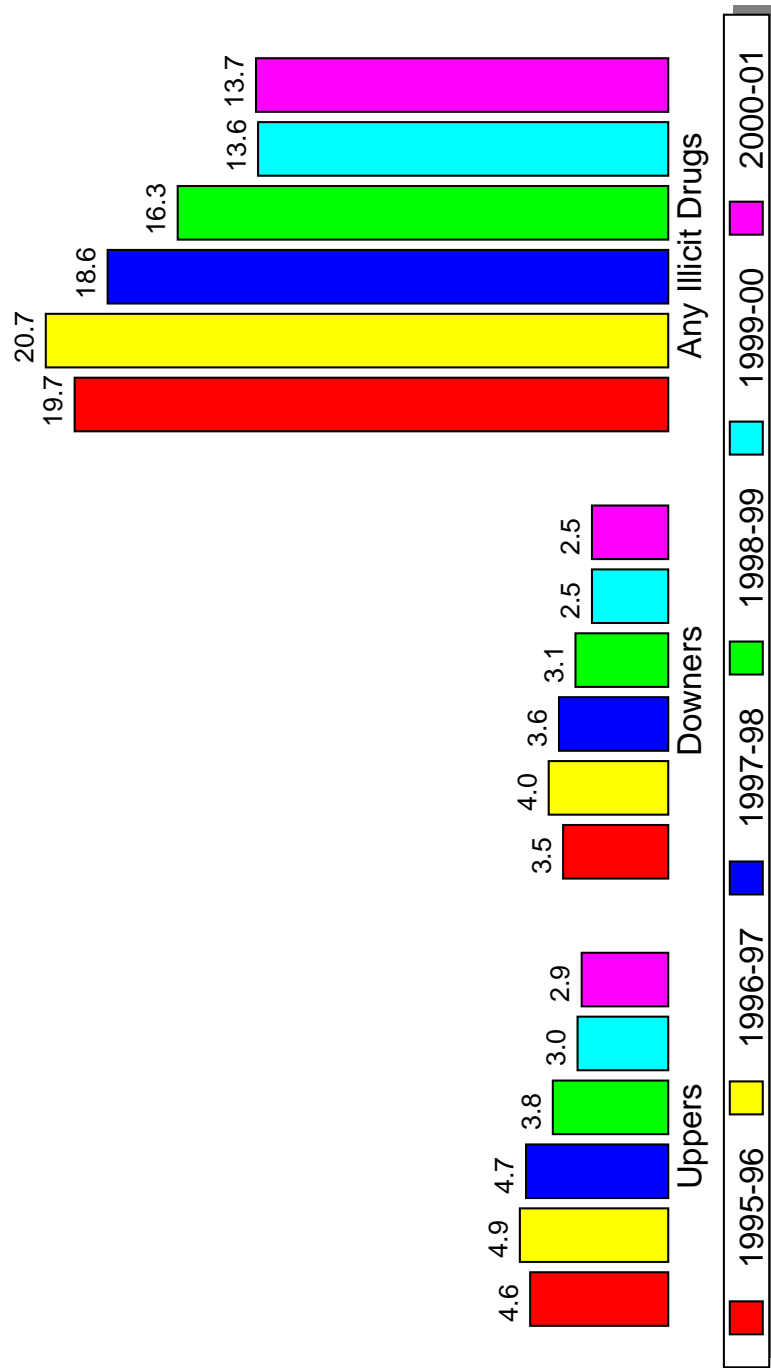


Grades 9 to 12
 % Students Who Use Marijuana, Cocaine, Inhalants and Hallucinogens
 USA - PRIDE Survey - Annual Use



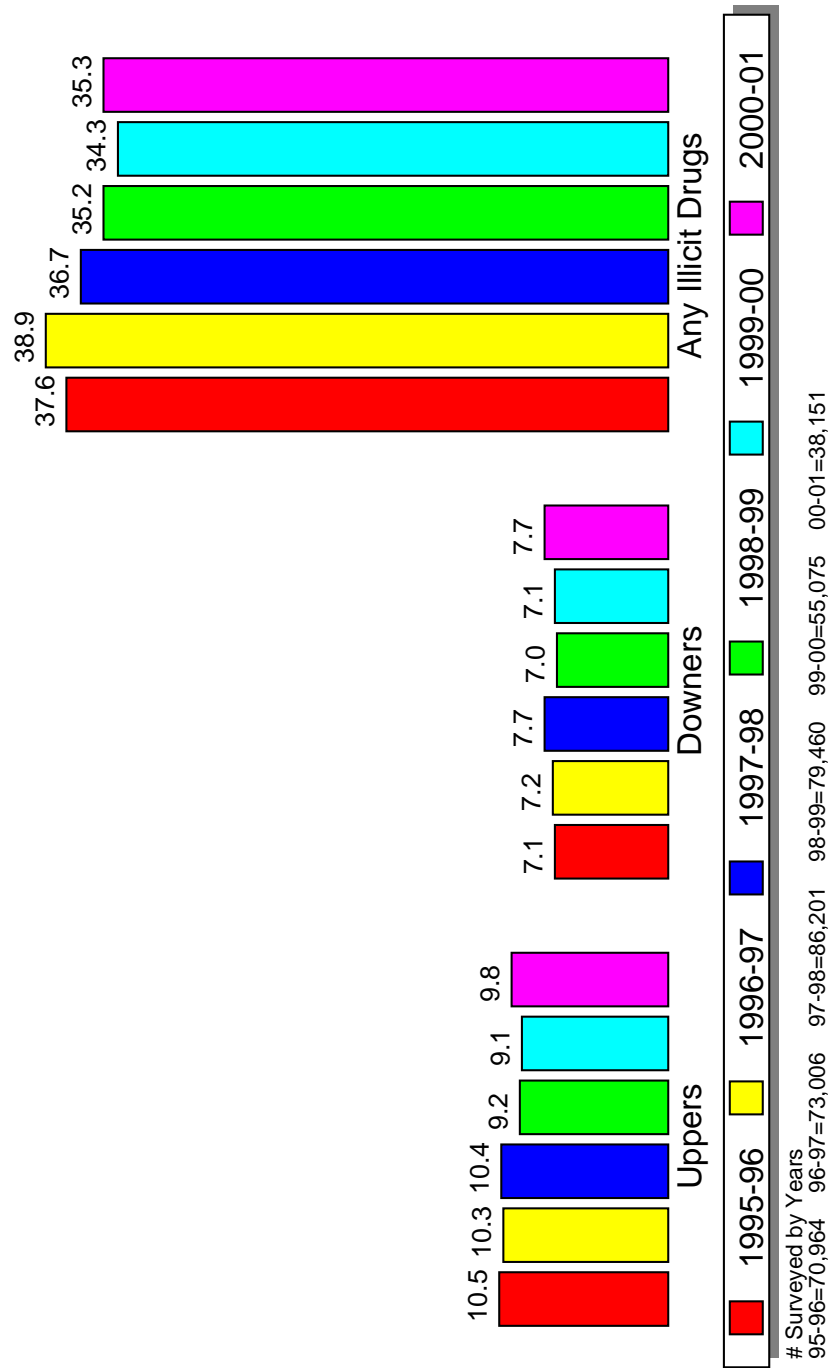
Surveyed by Years
 95-96=70,964 96-97=73,006 97-98=86,201 98-99=79,460 99-00=55,075 00-01=38,151

Grades 6 to 8
 % Students Who Use Uppers, Downers & Any Illicit Drugs
 USA - PRIDE Survey - Annual Use

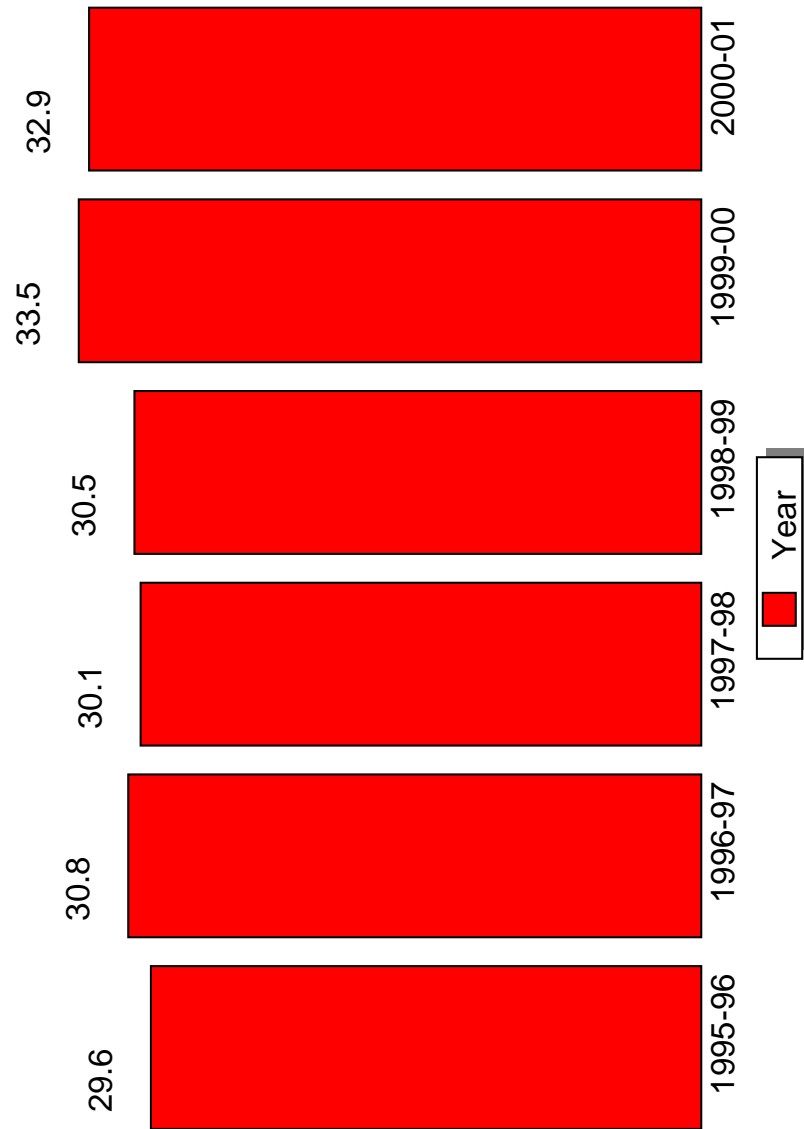


Surveyed by Years
 95-96=58,596 96-97=68,071 97-98=68,149 98-99=58,619 99-00=59,243 00-01=37,653

Grades 9 to 12
 % Students Who Use Uppers, Downers & Any Illicit Drugs
 USA - PRIDE Survey - Annual Use

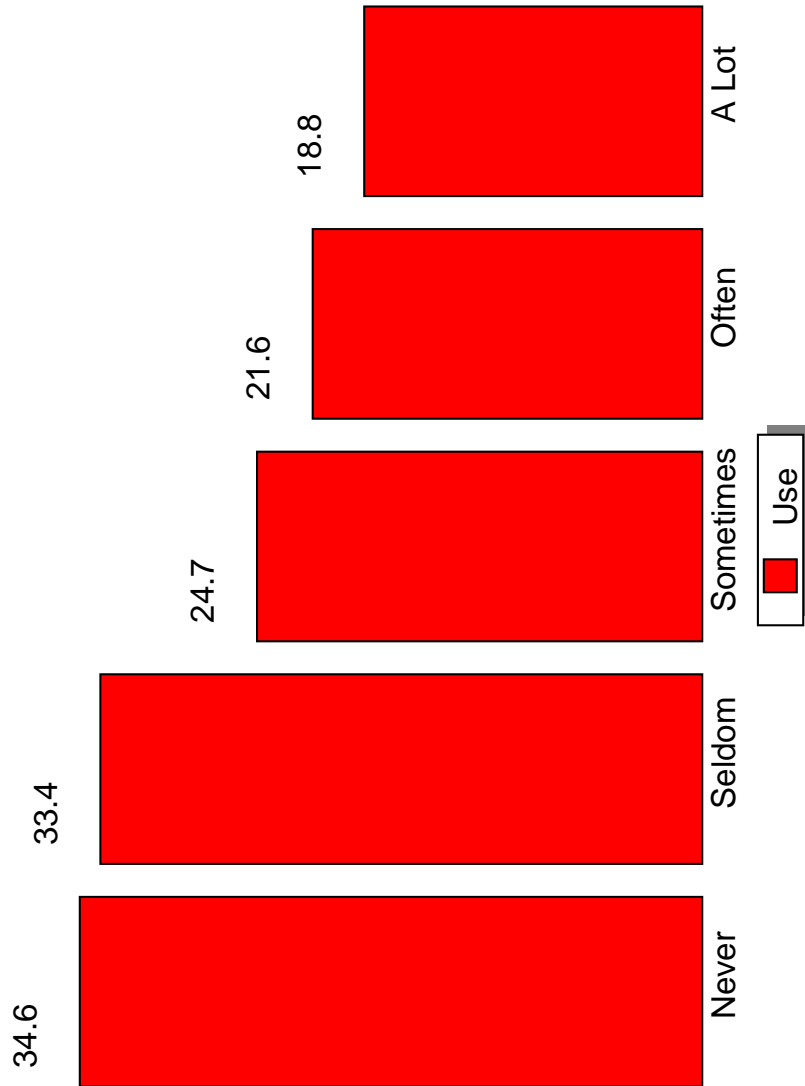


Grades 6 to 12
 % of Students Reporting Their Parents Talk To Them Often/A Lot About Drugs
 USA - PRIDE Survey - Annual Use



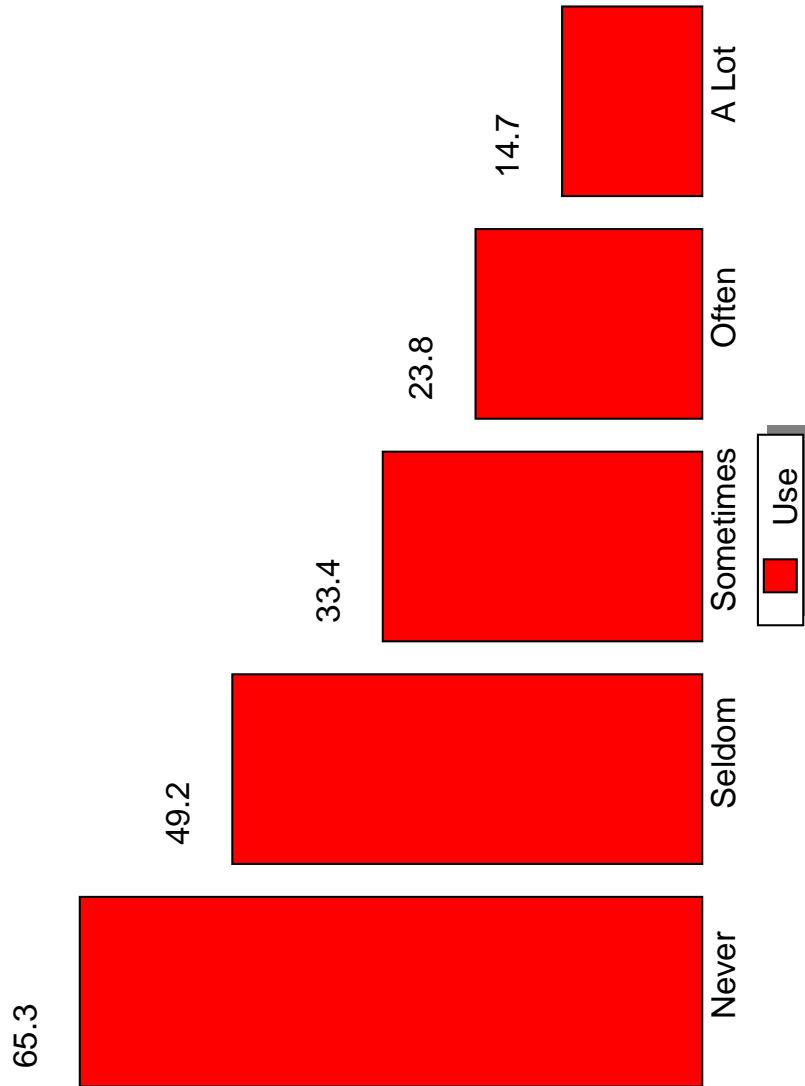
Surveyed by Years
 95-96=258,433 96-97=160,308 97-98=162,623 98-99=265,430 99-00=183,781 00-01=89,661

Grades 6 to 12
School Activities vs Any Illicit Drug Use
USA - PRIDE Survey - Annual Use



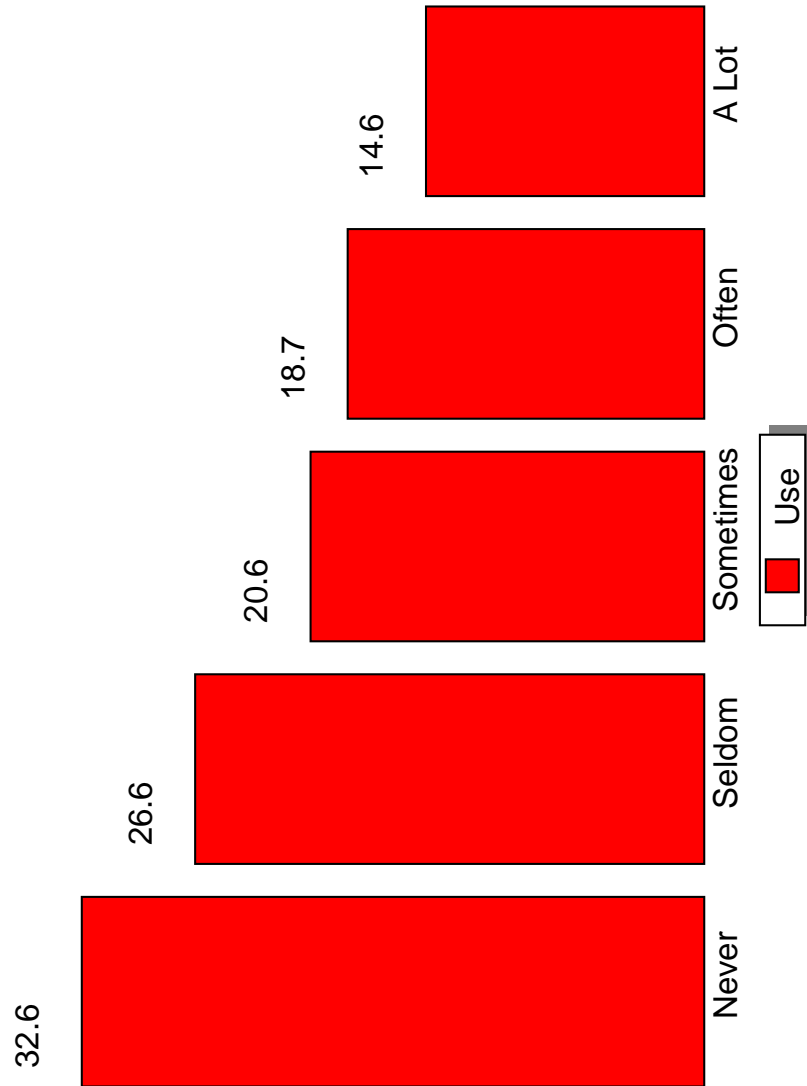
Surveyed in Grades 6 to 12 for 2000-01=75,804

Grades 6 to 12
Good Grade vs Any Illicit Drug Use
USA - PRIDE Survey - Annual Use



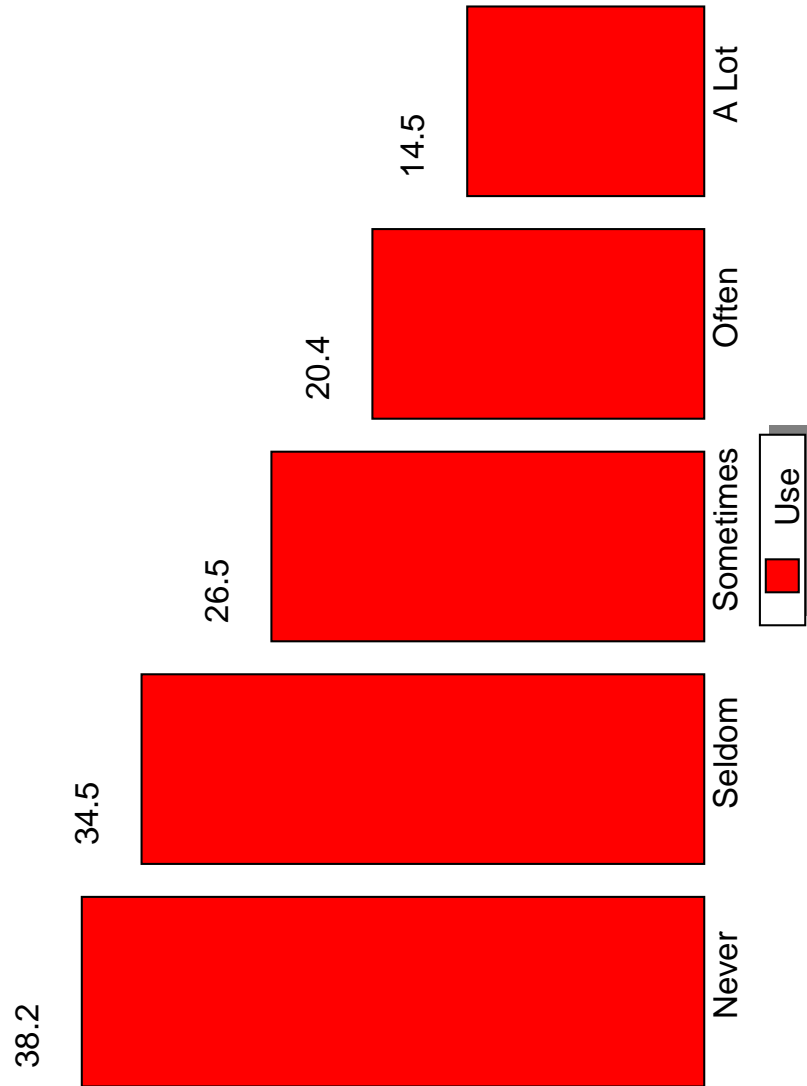
Surveyed in Grades 6 to 12 for 2000-01=75,804

Grades 6 to 12
Community Activities vs Any Illicit Drug Use
USA - PRIDE Survey - Annual Use



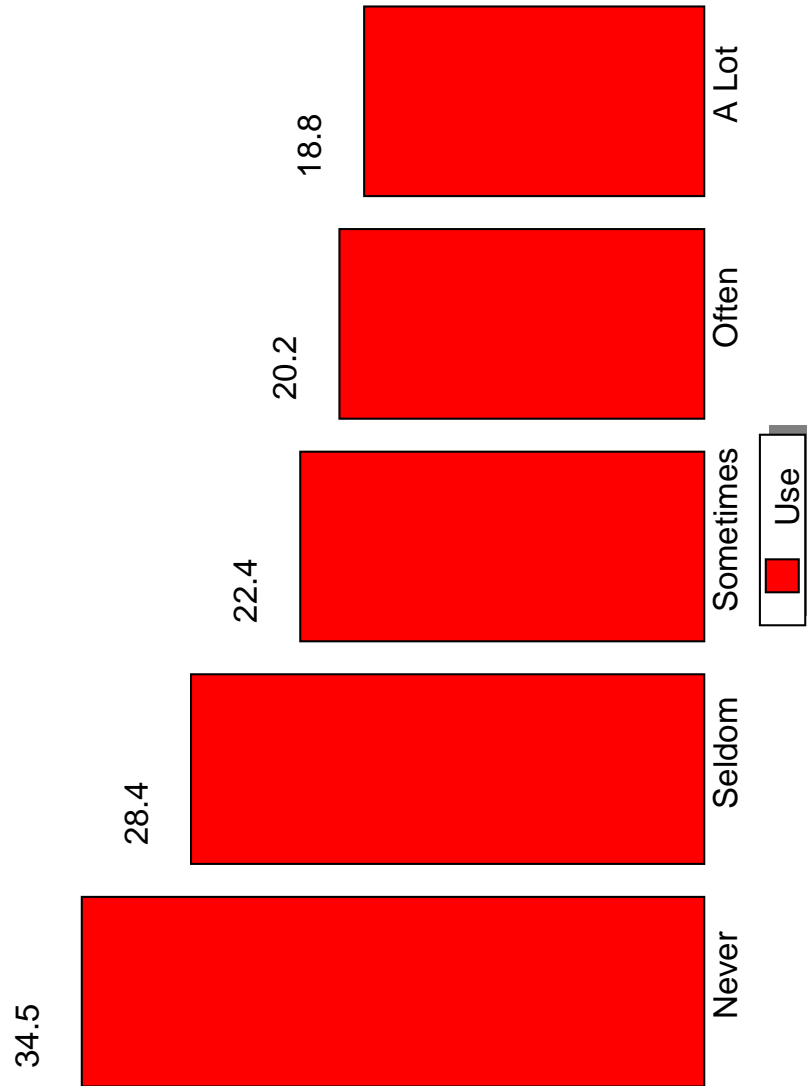
Surveyed in Grades 6 to 12 for 2000-01=75,804

Grades 6 to 12
Religiosity vs Any Illicit Drug Use
USA - PRIDE Survey - Annual Use



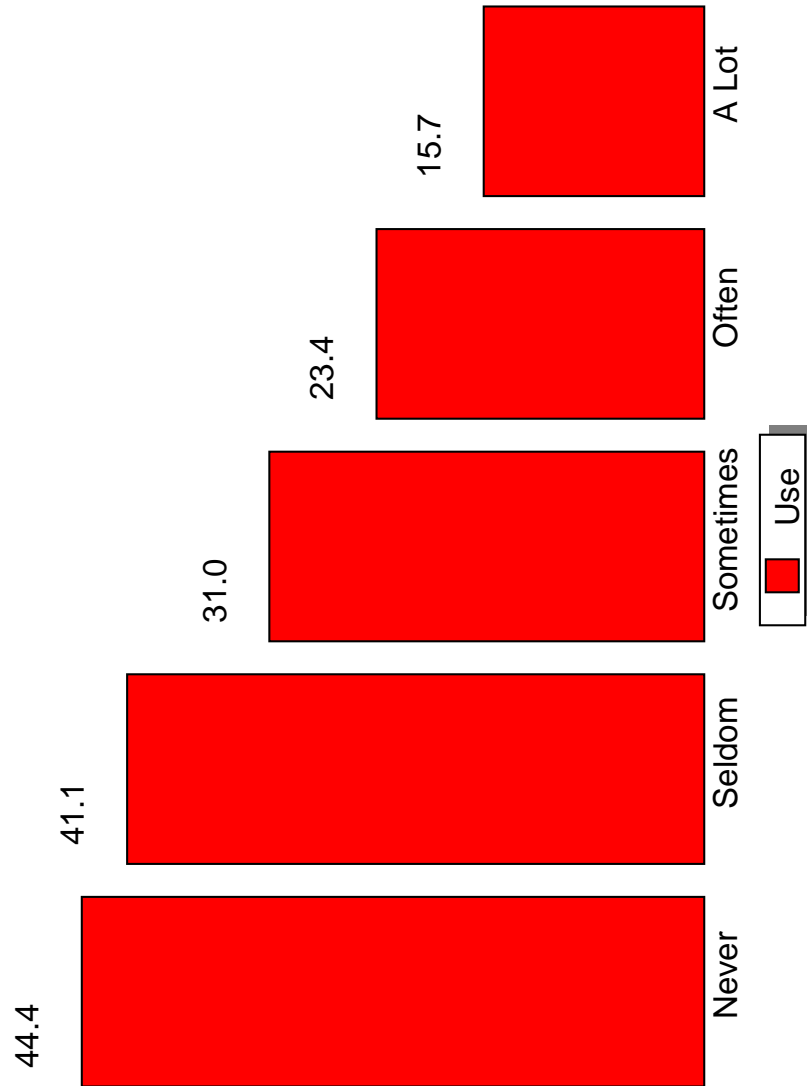
Surveyed in Grades 6 to 12 for 2000-01=75,804

Grades 6 to 12
Parents Talk vs Any Illicit Drug Use
USA - PRIDE Survey - Annual Use



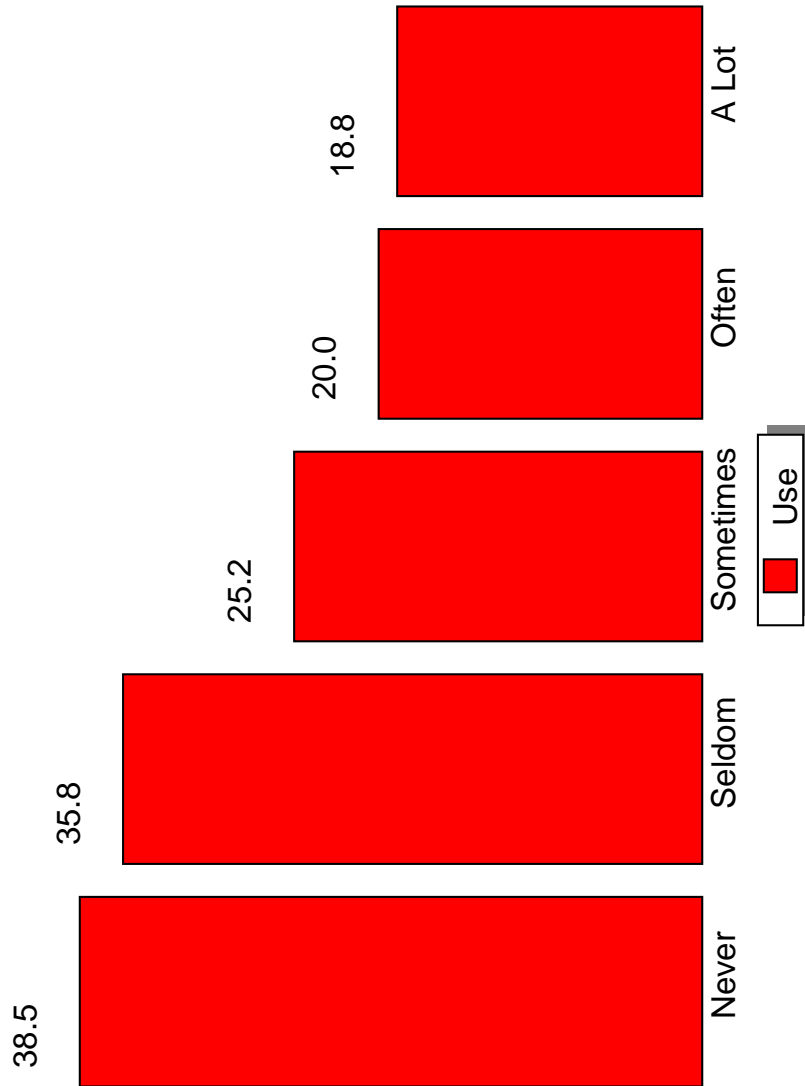
Surveyed in Grades 6 to 12 for 2000-01=75,804

Grades 6 to 12
Clear Rules vs Any Illicit Drug Use
USA - PRIDE Survey - Annual Use

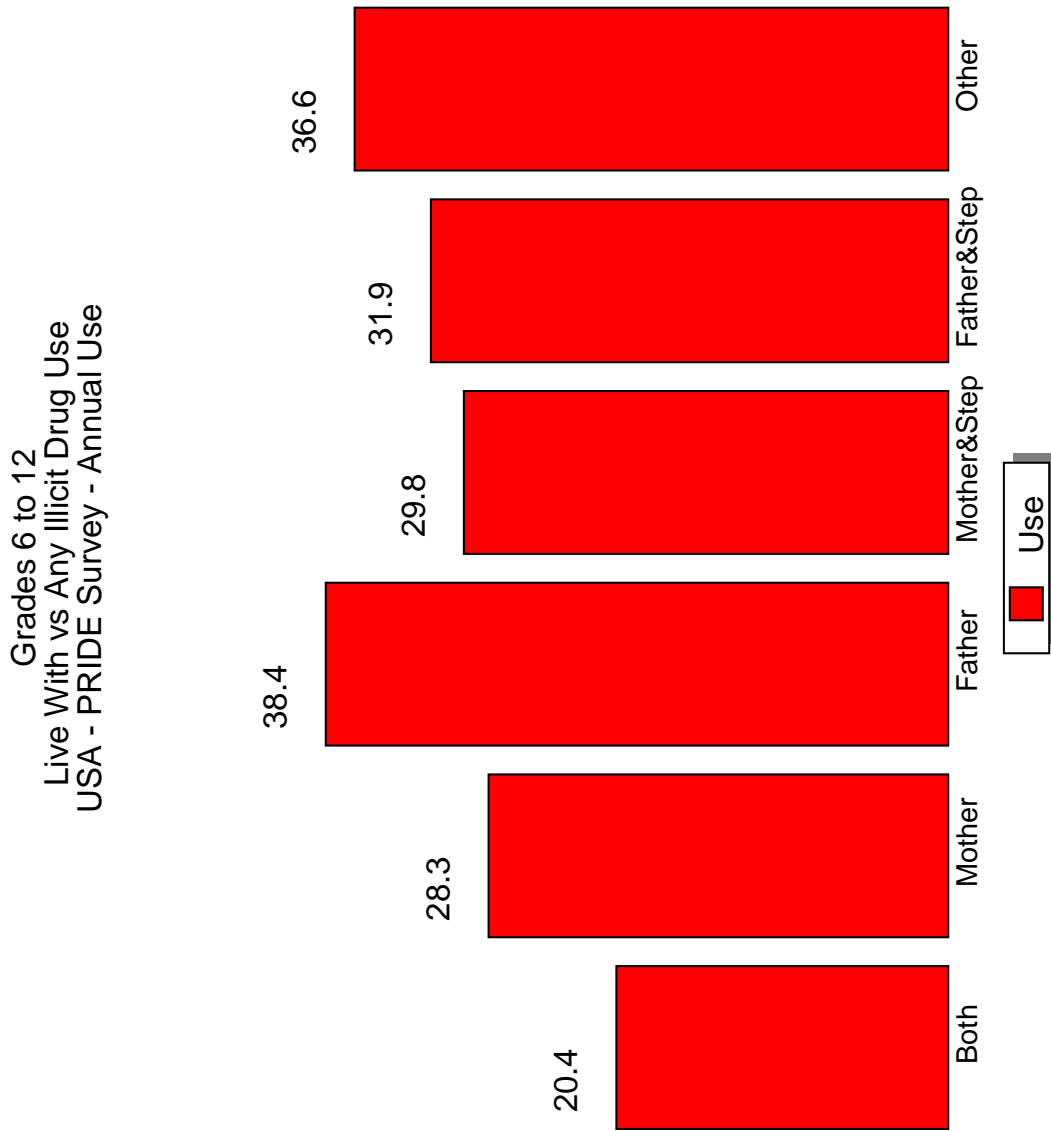


Surveyed in Grades 6 to 12 for 2000-01=75,804

Grades 6 to 12
Parents Punish vs Any Illicit Drug Use
USA - PRIDE Survey - Annual Use



Surveyed in Grades 6 to 12 for 2000-01=75,804



Surveyed in Grades 6 to 12 for 2000-01=75,804

CHAPTER 3

STANDARD GRAPHICS

The following graphs will assist you in understanding the relationship of student behavior to alcohol and other drug usage. You are encouraged to make overheads or slides from the graphs for presentations to school faculty, parents, media, and other audiences in the community.

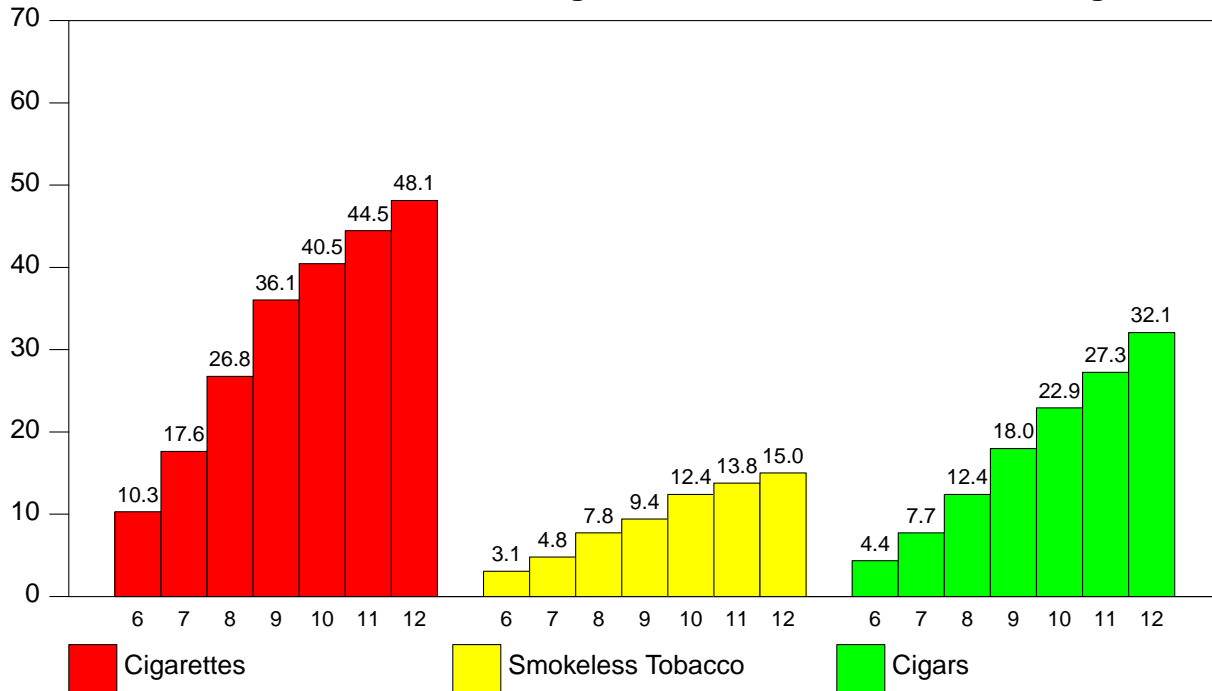
The *Time* of drug use graphs will be helpful in understanding the need for a commitment to drug abuse prevention by parents and the larger community - not just by schools. Student alcohol and other drug use occurs most often outside the school and at times when school is not in session.

The *Perceived Harm* of alcohol and other drugs will assist with understanding how the false assumptions concerning harm are related to drug use. When drugs are perceived as harmless, the probability of use increases.

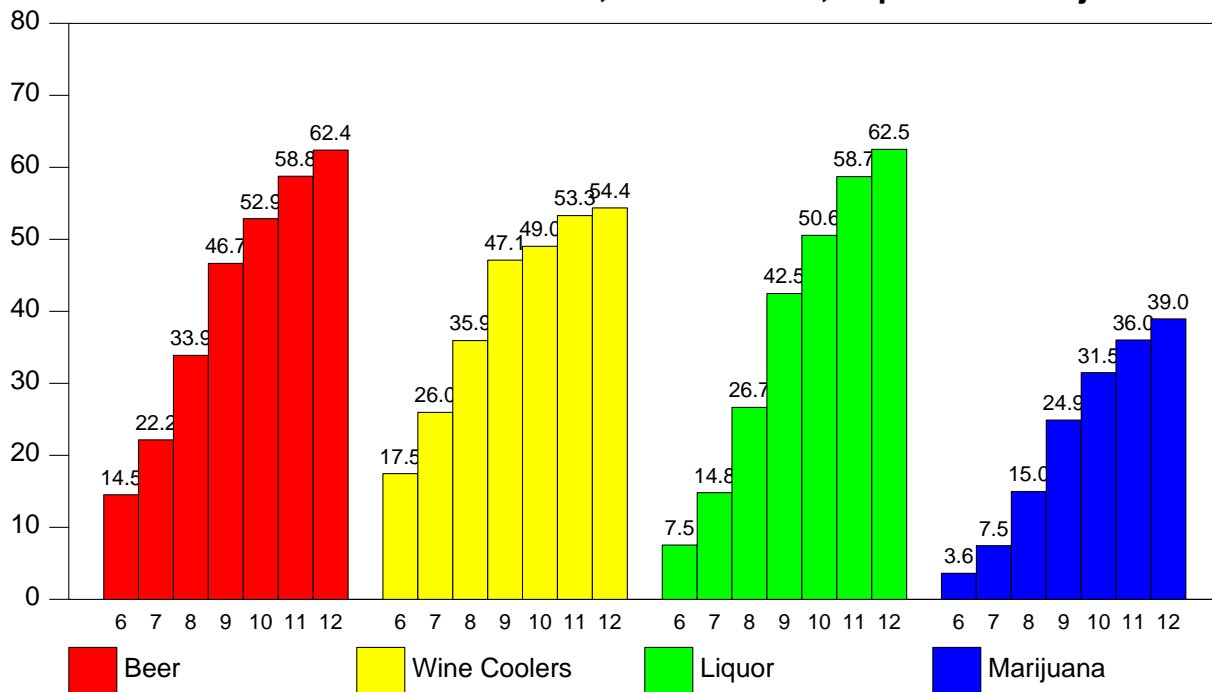
Research indicates that easy access, *Availability*, to drug increases the probability of use. Availability of alcohol and other drugs normally increases at higher grade levels.

3.1. Frequency of Use

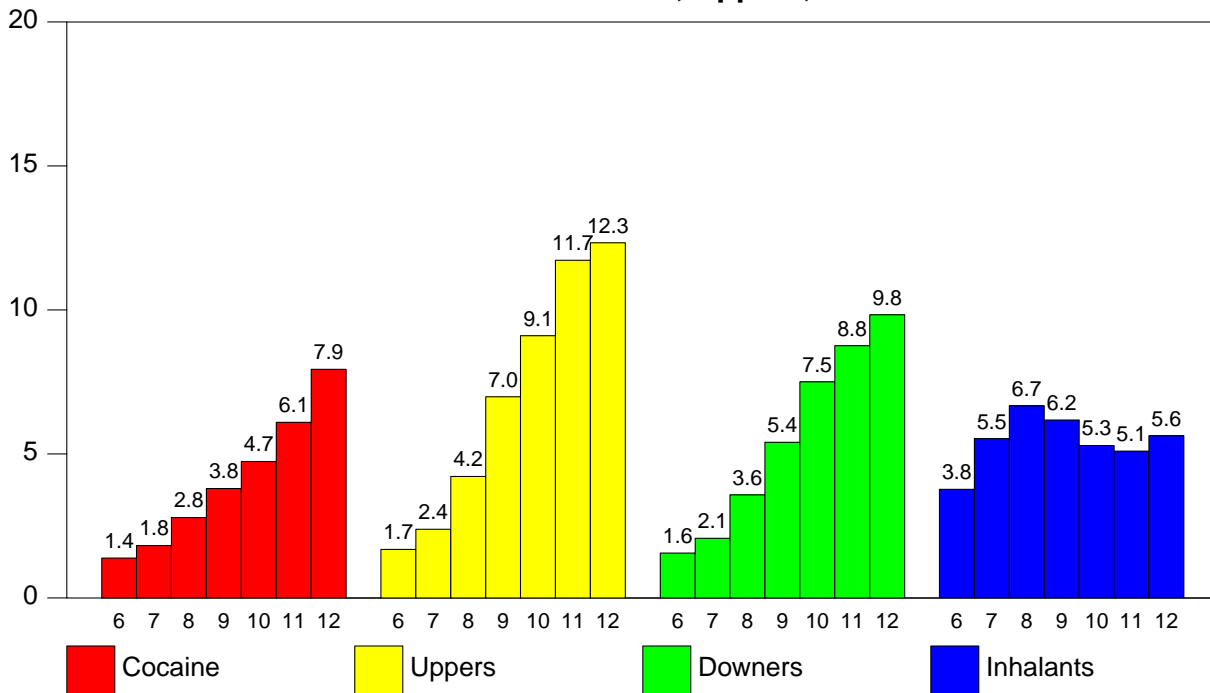
3.1 - % Students Who Use Cigarettes, Smokeless Tobacco & Cigars



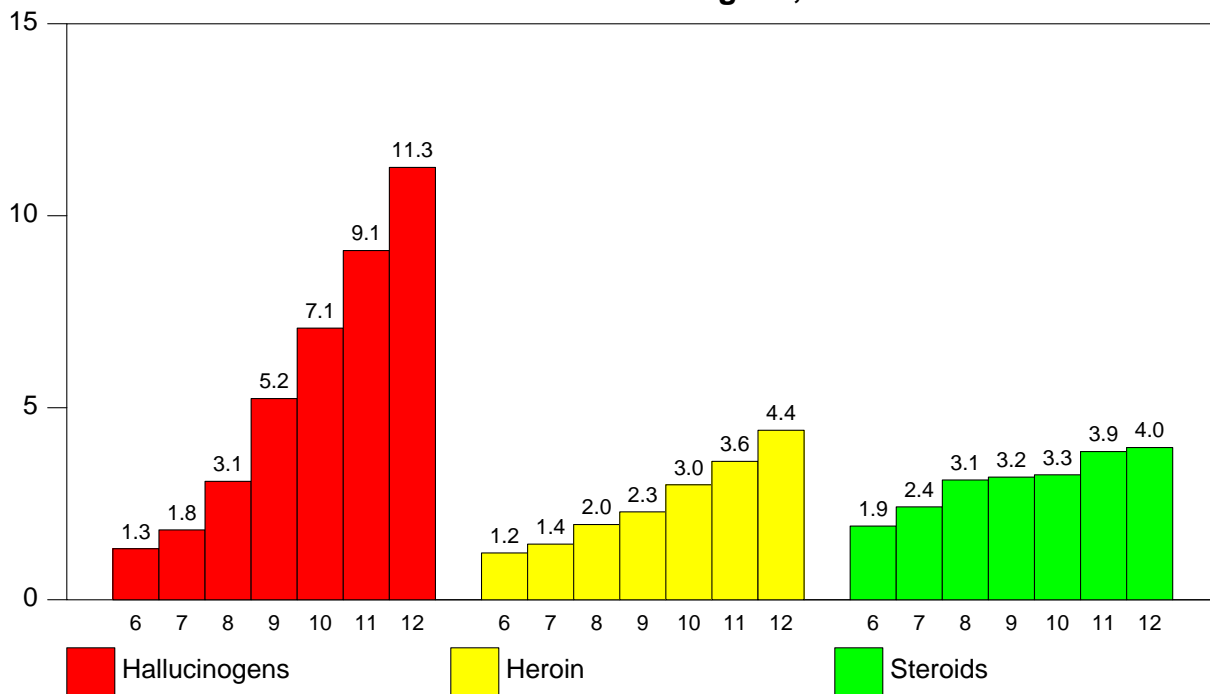
3.2 - % Students Who Use Beer, Wine Coolers, Liquor and Marijuana



3.3 - % Students Who Use Cocaine, Uppers, Downers & Inhalants

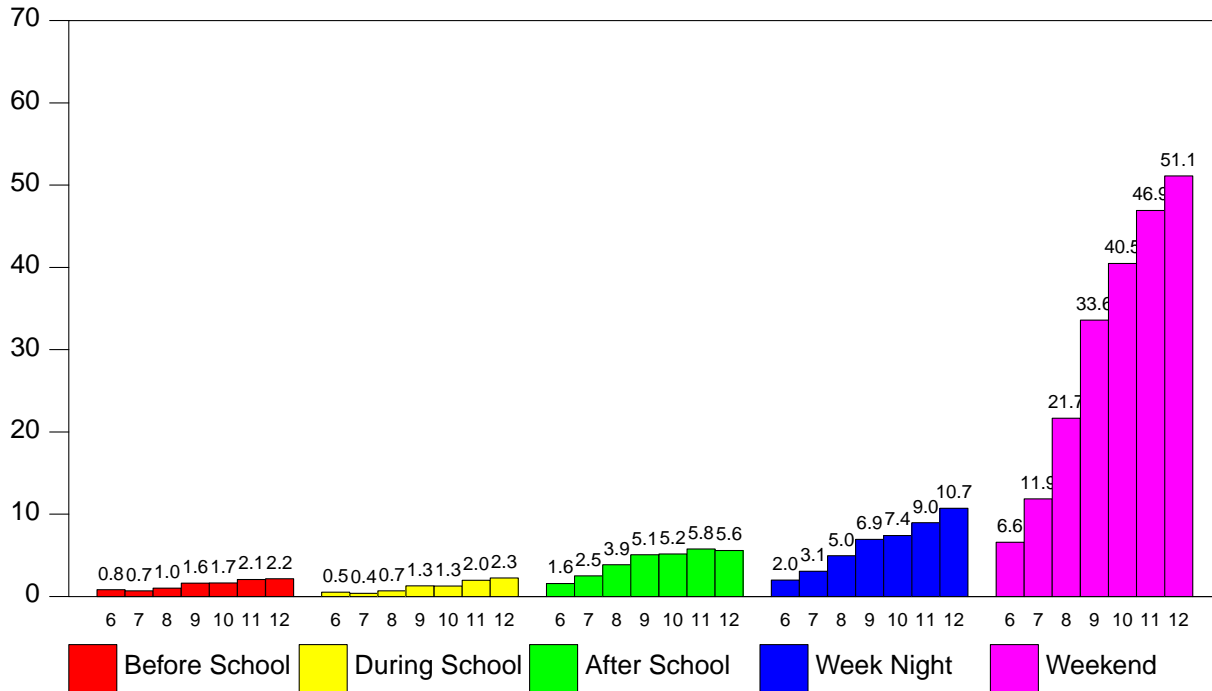


3.4 - % Students Who Use Hallucinogens, Heroin and Steroids

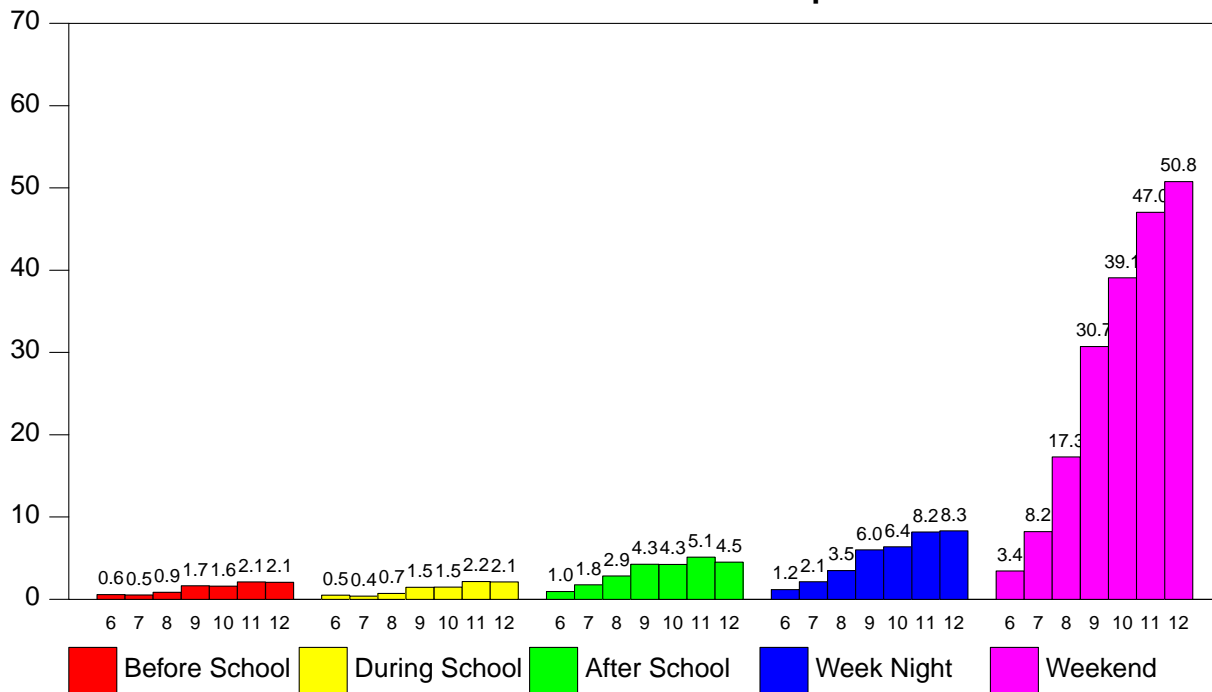


3.2. When Do You Use

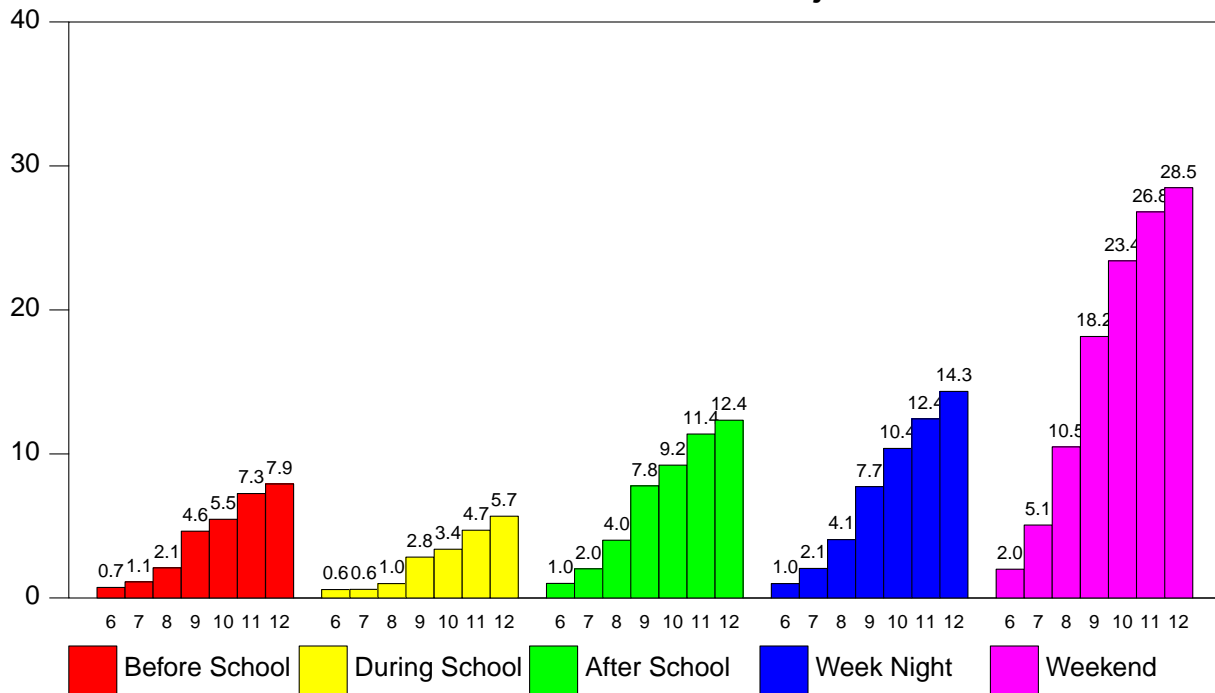
3.5 - When Do You Use Beer



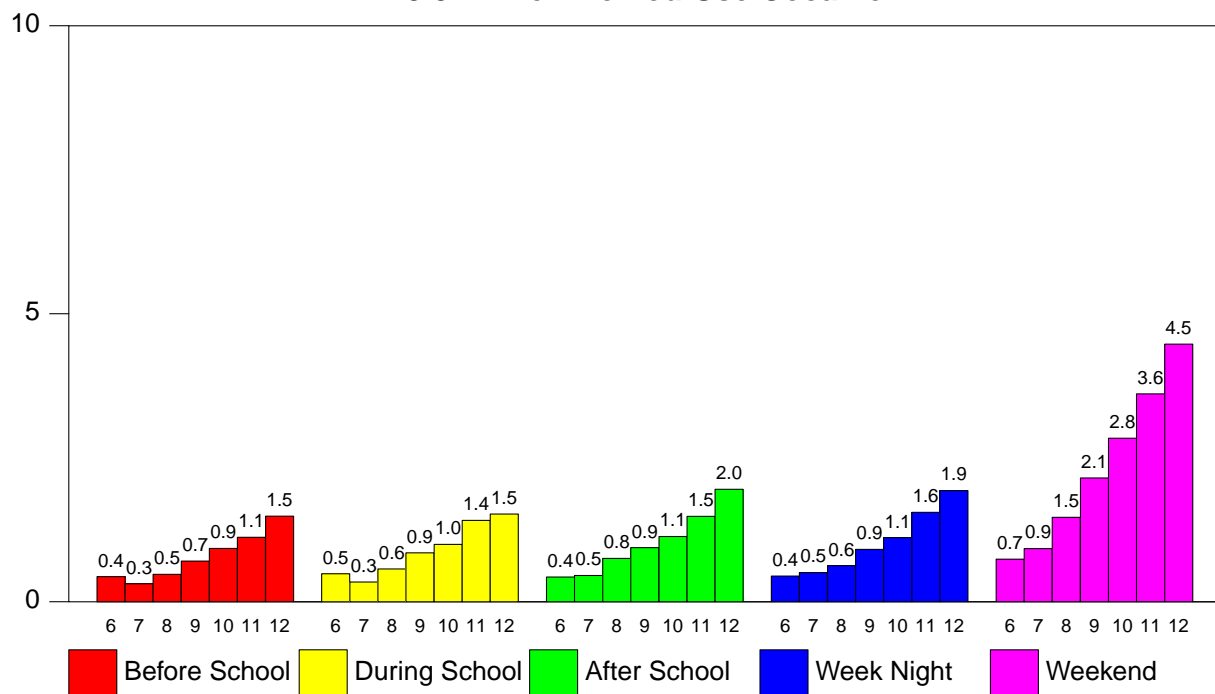
3.6 - When Do You Use Liquor



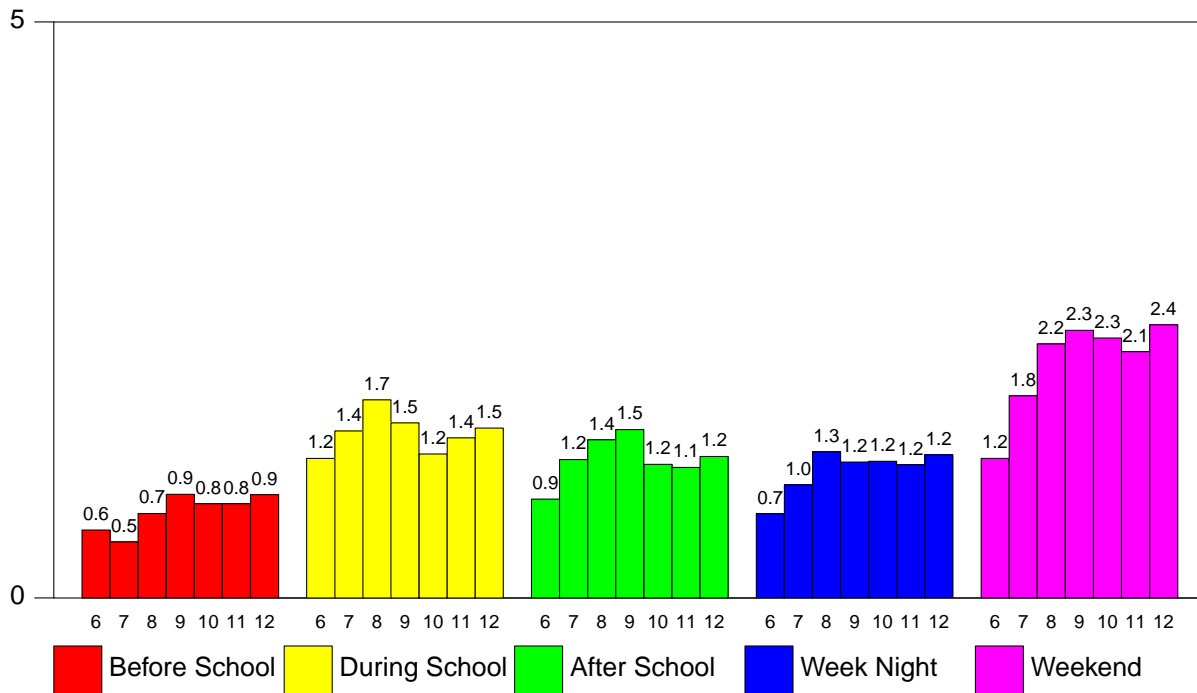
3.7 - When Do You Use Marijuana



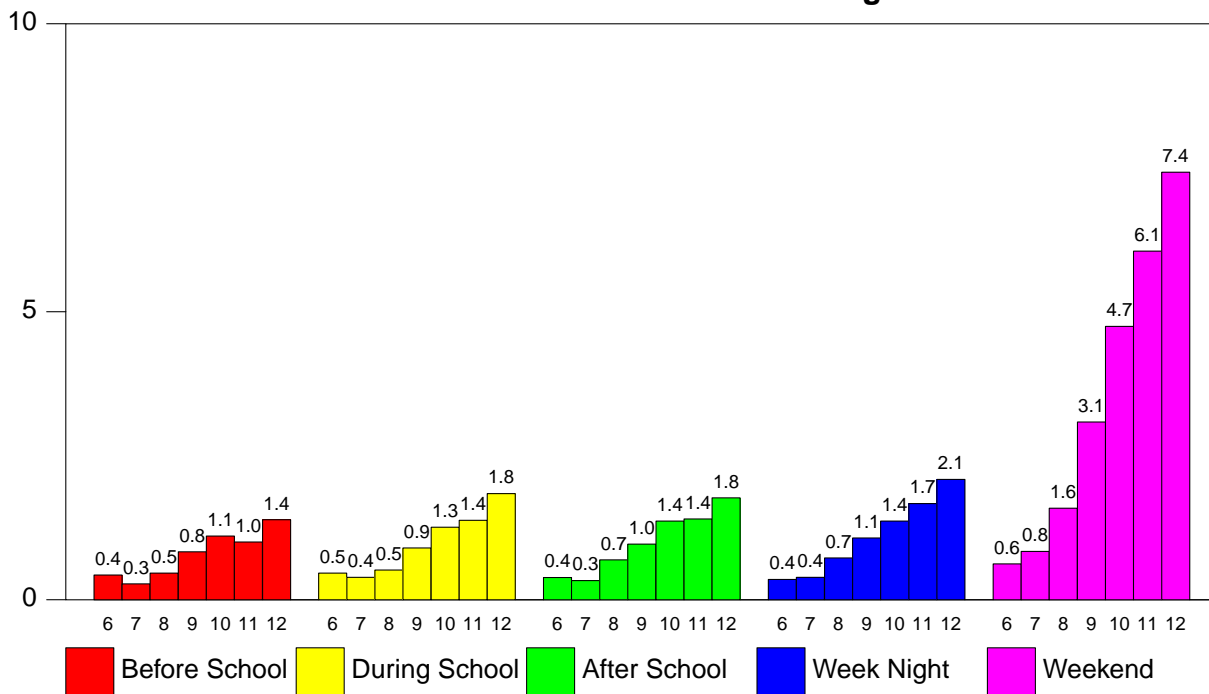
3.8 - When Do You Use Cocaine



3.9 - When Do You Use Inhalants

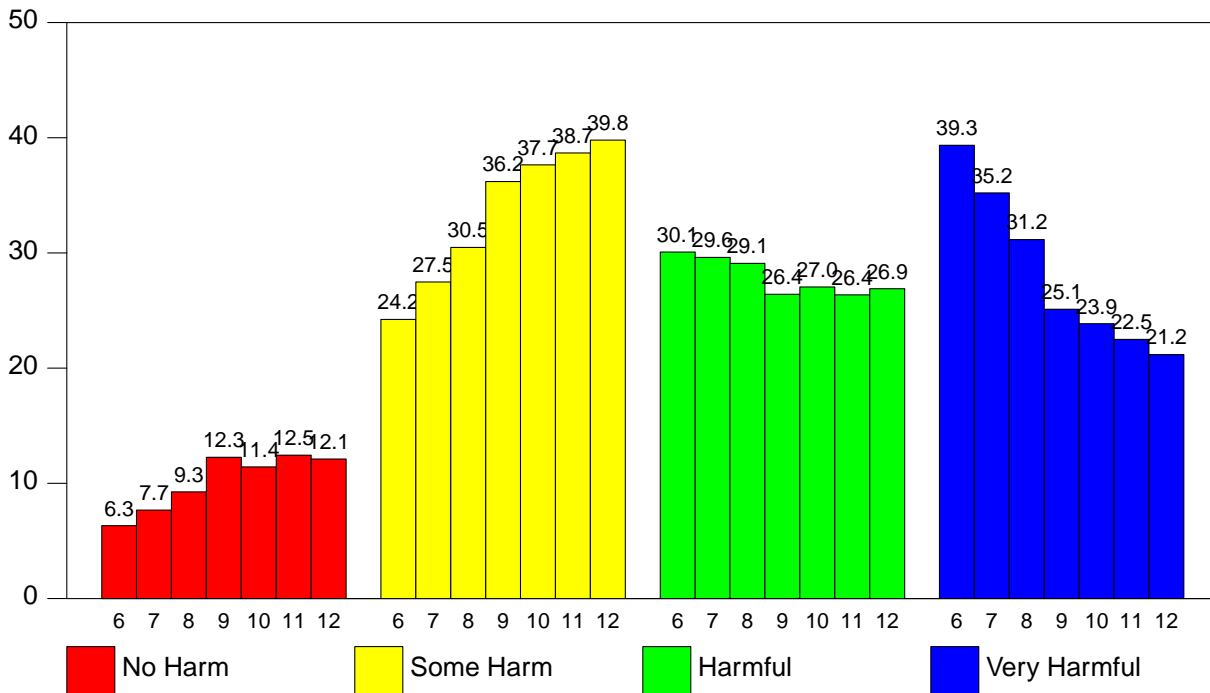


3.10 - When Do You Use Hallucinogens

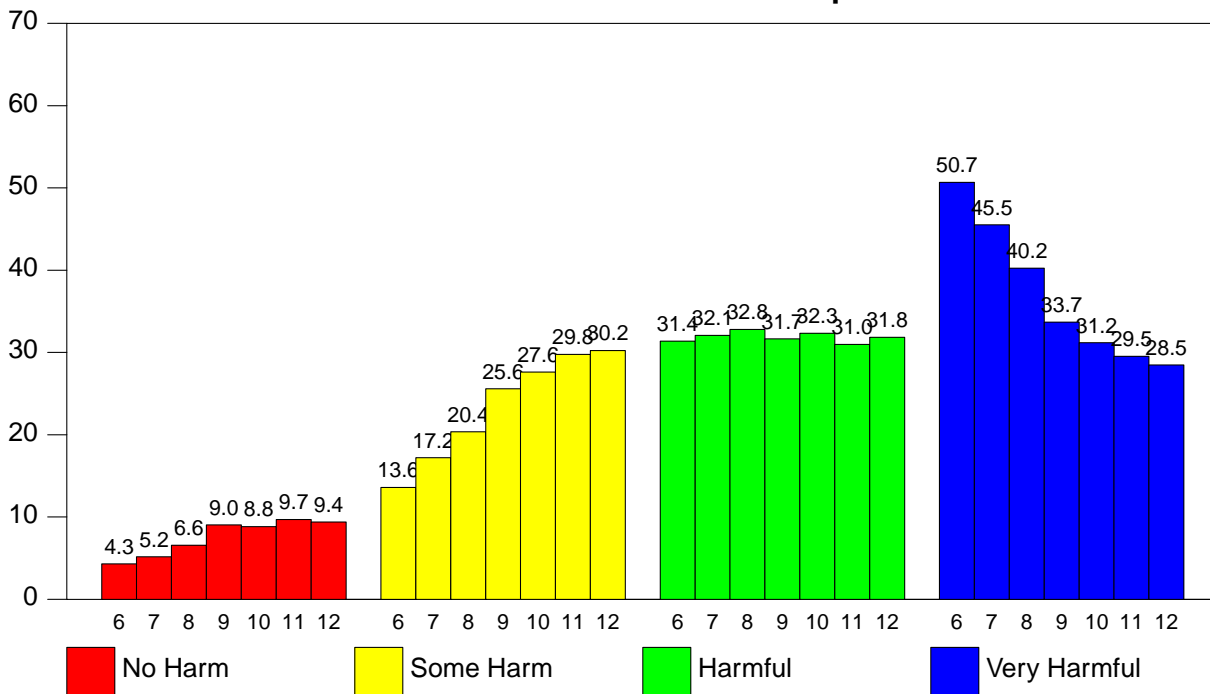


3.3. Harmful to Health

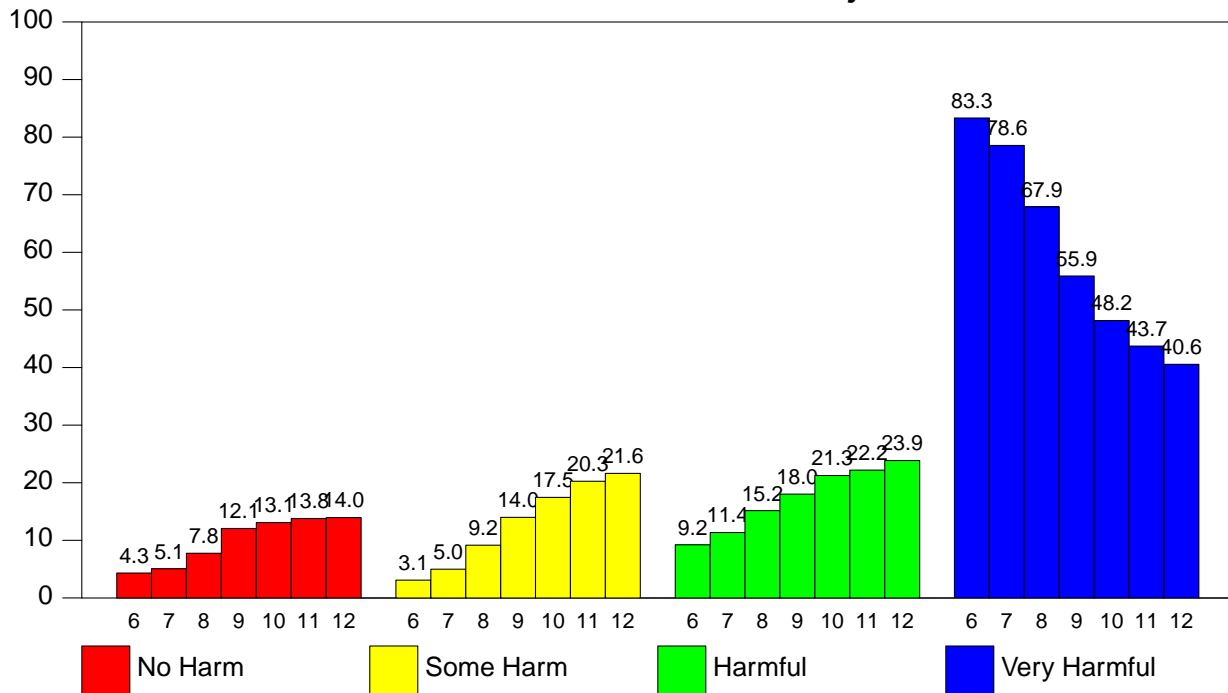
3.11 - Is It Harmful To Use Beer



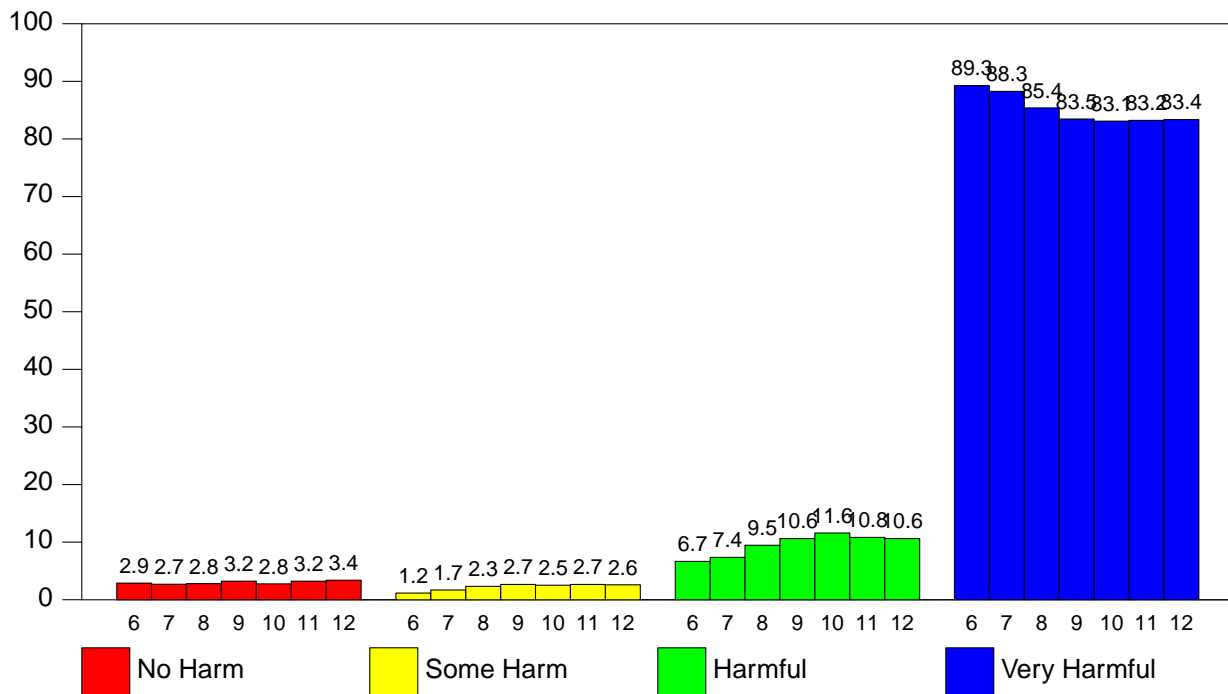
3.12 - Is It Harmful To Use Liquor



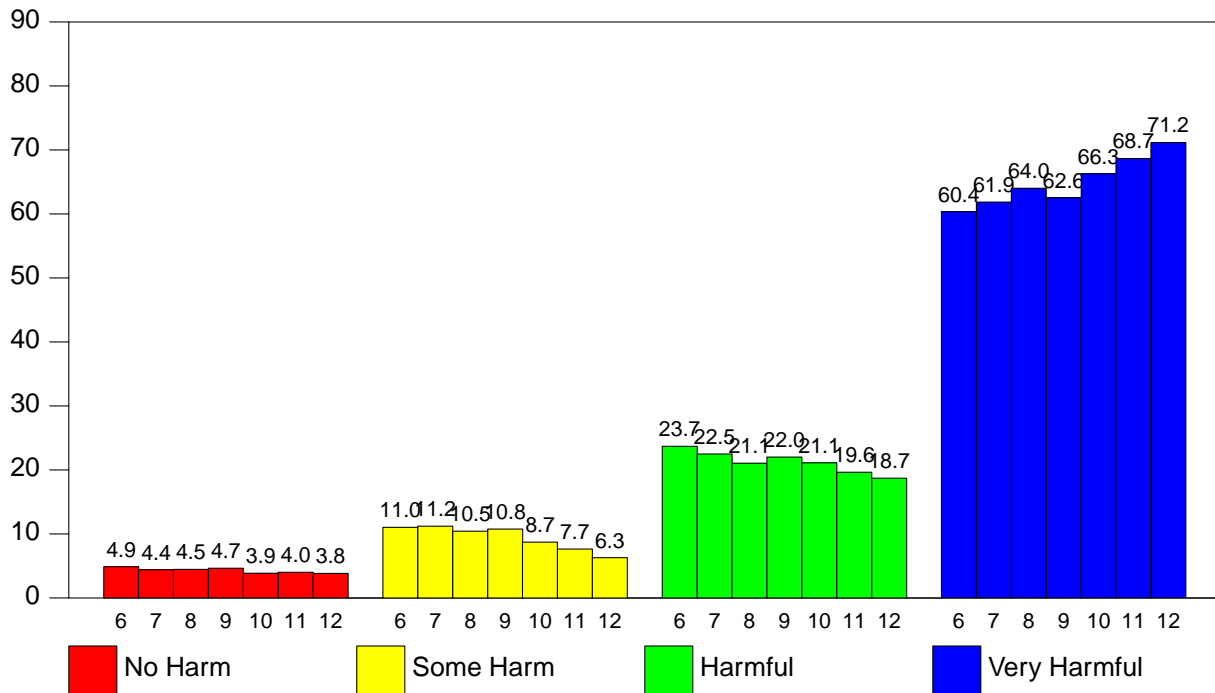
3.13 - Is It Harmful To Use Marijuana



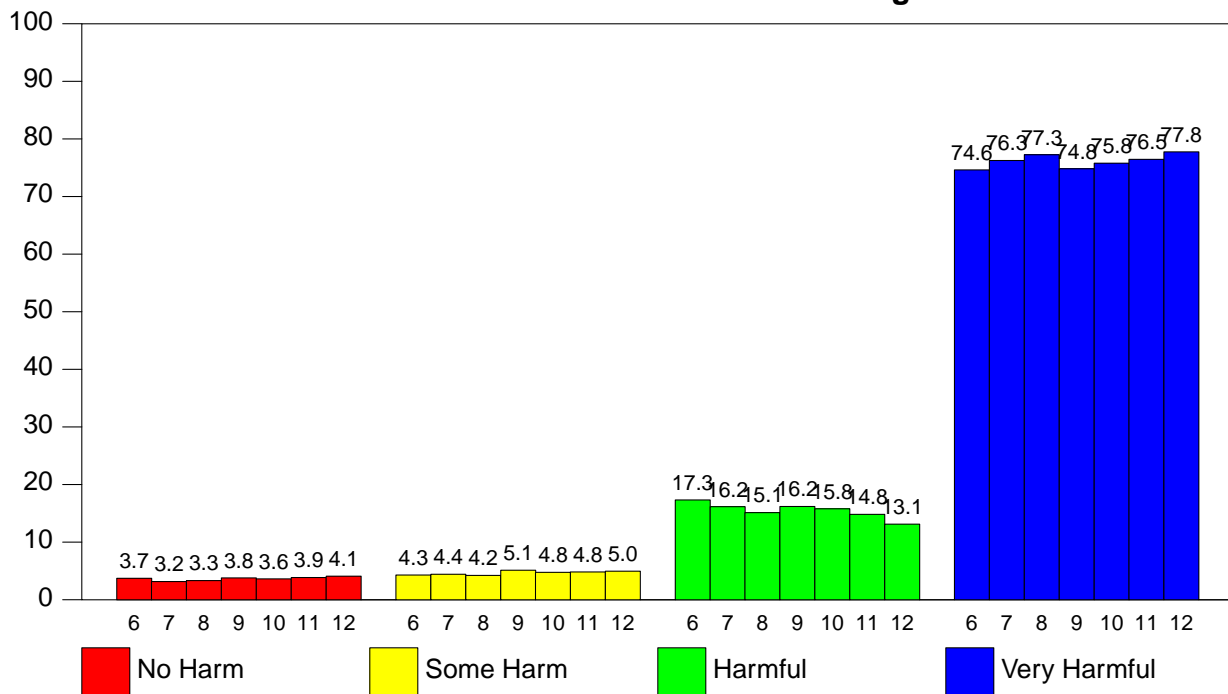
3.14 - Is It Harmful To Use Cocaine



3.15 - Is It Harmful To Use Inhalants

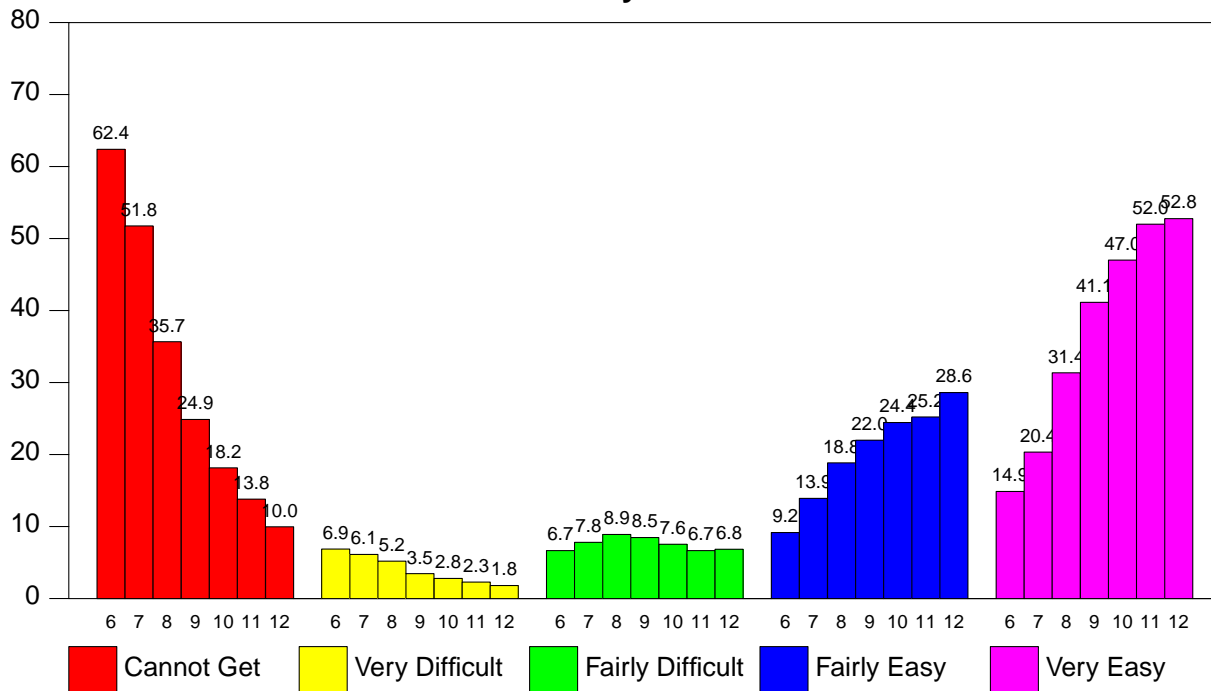


3.16 - Is It Harmful To Use Hallucinogens

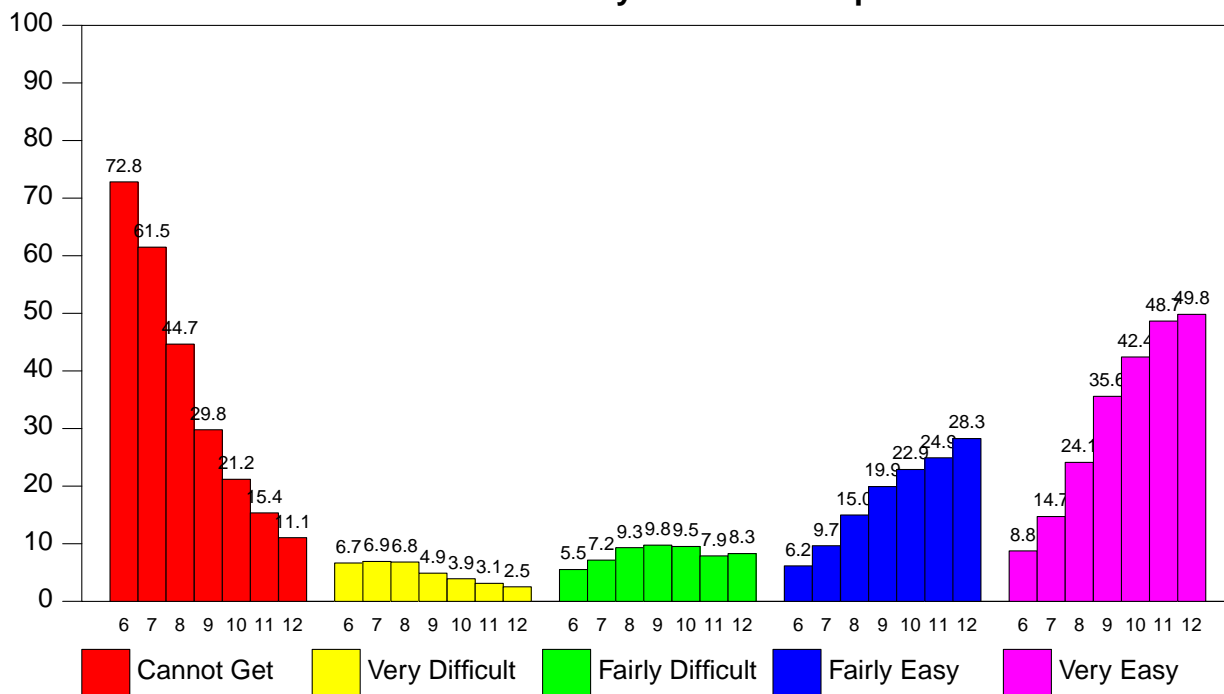


3.4. How Easy Is It To Get

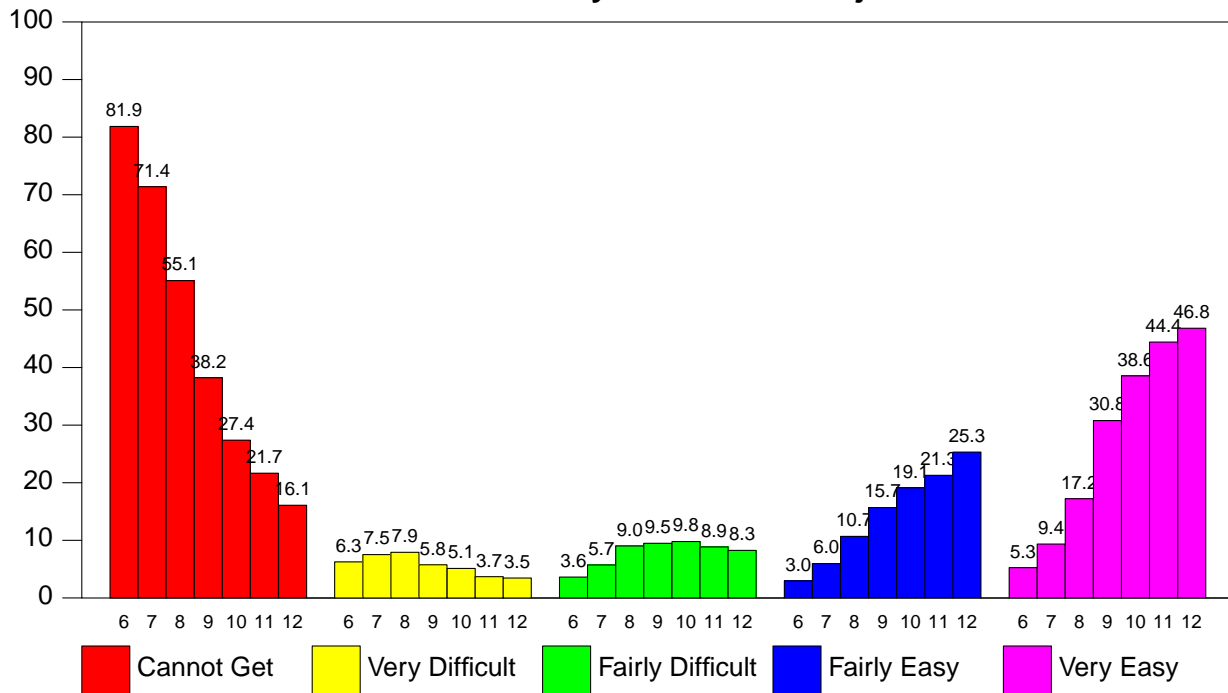
3.17 - How Easy Is It To Get Beer



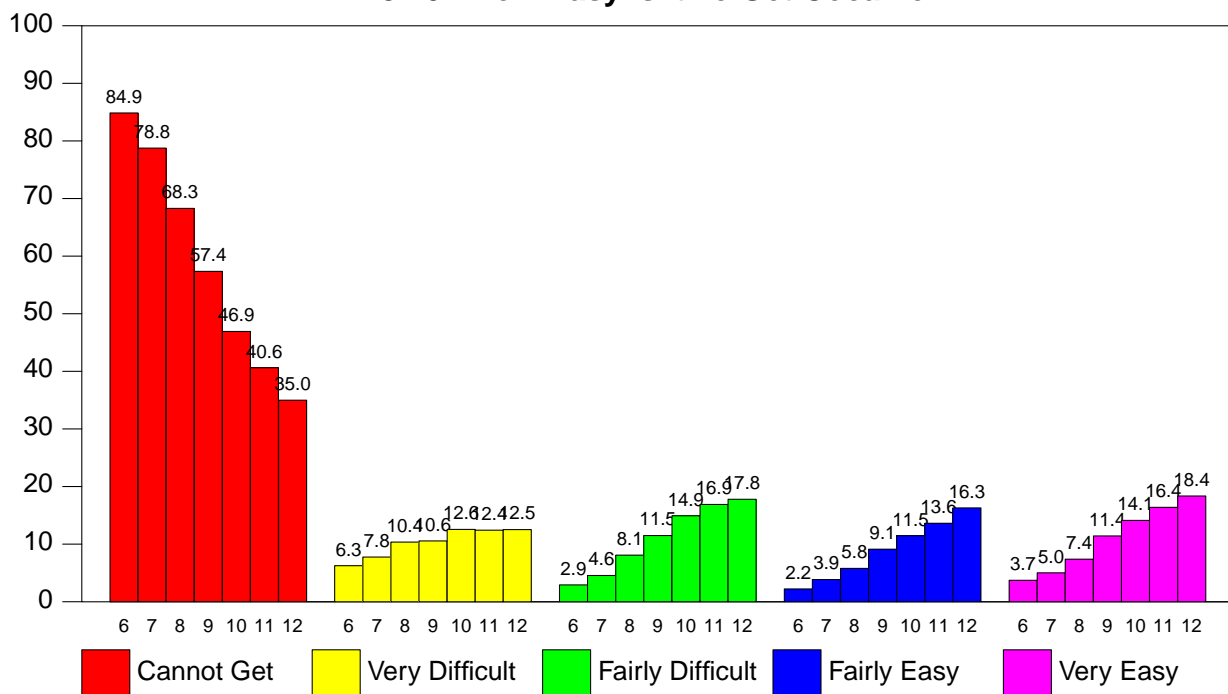
3.18 - How Easy Is It To Get Liquor



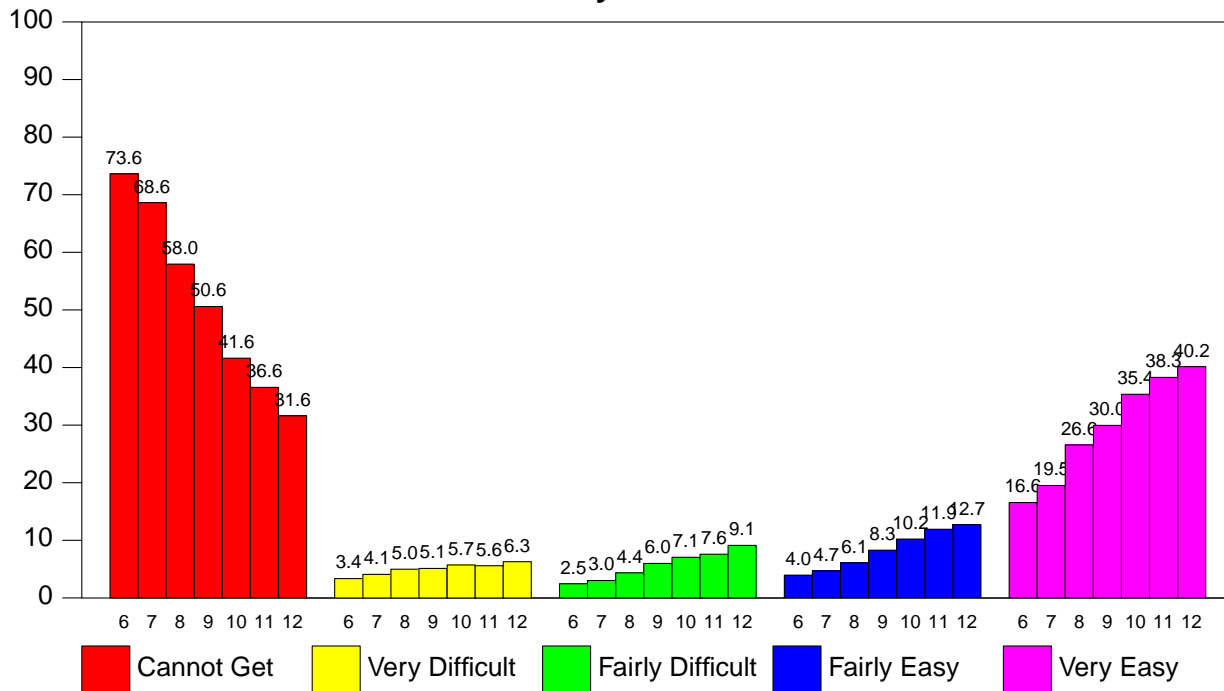
3.19 - How Easy Is It To Get Marijuana



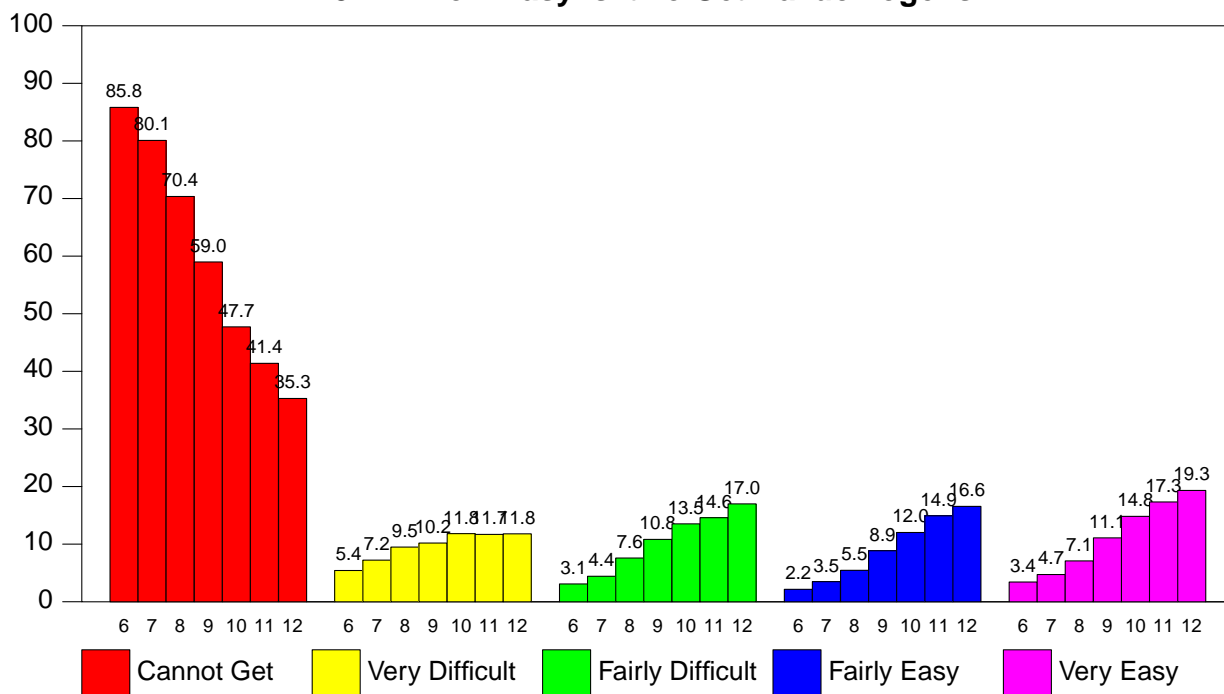
3.20 - How Easy Is It To Get Cocaine



3.21 - How Easy Is It To Get Inhalants



3.22 - How Easy Is It To Get Hallucinogens



CHAPTER 4

SUMMARY STATISTICS

The following graphs and tables summarize some of the **Student Information** questions in regards to drug use. These data are calculated by examining specific subsets of your population. For example, a percentage is calculated for students who report carrying a gun and their liquor use. This percentage is calculated as follows:

Number of those reporting carrying a gun to school
and claiming to use liquor

Number of those reporting carrying a gun
and validly responding to the question *How Often Do You Use Liquor*

The **Ratio** describes the relationship between the groups examined on each graph. For example, in looking at Guns vs No Guns if the cocaine ratio were 5.3 this would mean the percentage of students who report cocaine use was 5.3 times higher for students who report bringing a gun to school compared to those who don't.

4.1. Guns

Total number of student(s) surveyed = 75804

1897 student(s) report(s) carrying a gun to school.
(2.6% of total responding)

Of the 1897 student(s) who report(s) carrying a gun to school,

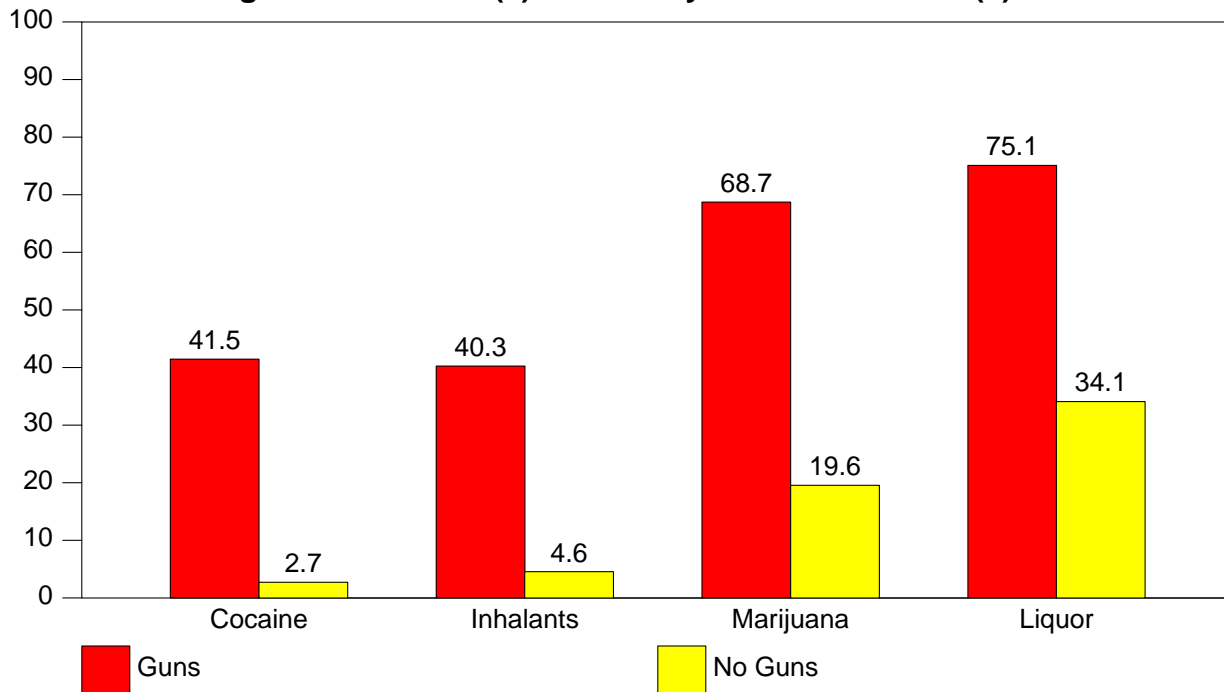
1388 report(s) using liquor (75.1%)

1269 report(s) using marijuana (68.7%).

740 report(s) using inhalants (40.3%).

762 report(s) using cocaine (41.5%).

4.1 - Drug Use of Student(s) Who Carry Guns VS Student(s) Who Do Not



| Drug | Guns | No Guns | Ratio |
|-----------------|-------|---------|-------|
| Liquor | 75.1% | 34.1% | 2.2 |
| Marijuana | 68.7% | 19.6% | 3.5 |
| Inhalants | 40.3% | 4.6% | 8.9 |
| Cocaine | 41.5% | 2.7% | 15.1 |
| N of Student(s) | 1897 | 72206 | |

4.2. Gangs

Total number of students surveyed = 75804

6838 student(s) report(s) taking part in gang activities.
(9.1% of total responding)

Of the 6838 student(s) who report(s) taking part in gang activities,

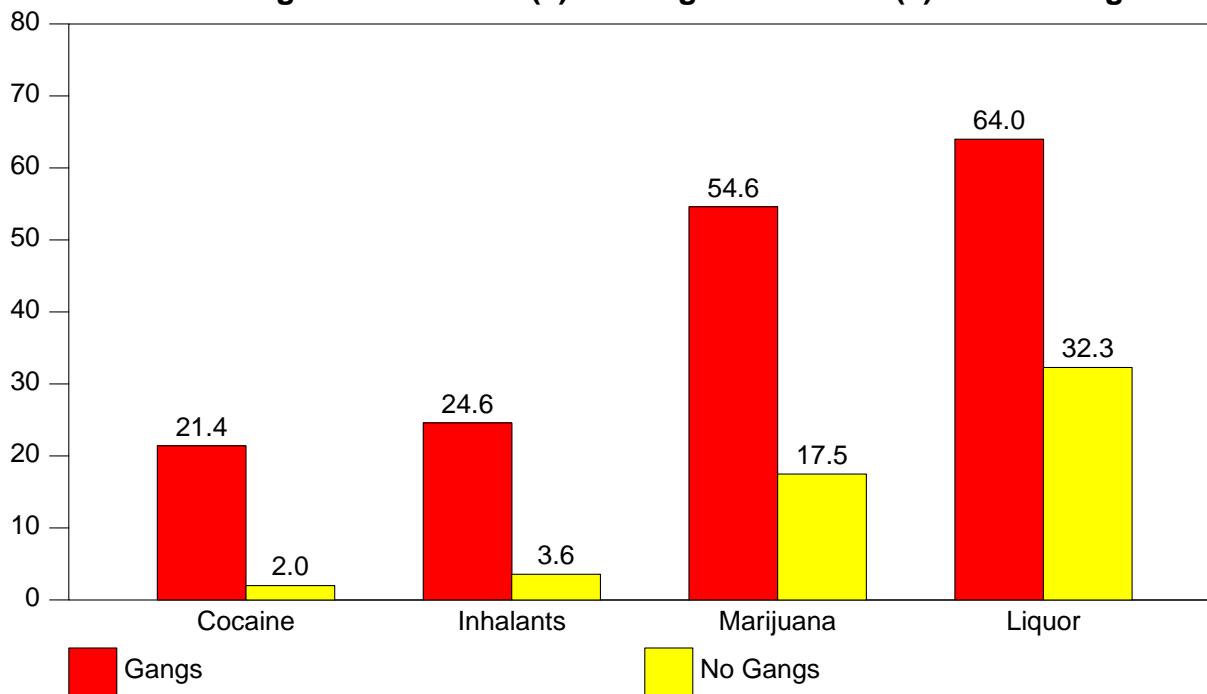
4266 report(s) using liquor (64.0%)

3641 report(s) using marijuana (54.6%).

1633 report(s) using inhalants (24.6%).

1429 report(s) using cocaine (21.4%).

4.2 - Drug Use of Student(s) In Gangs VS Student(s) Not In Gangs



| Drugs | Gangs | No Gangs | Ratio |
|-----------------|-------|----------|-------|
| Liquor | 64.0% | 32.3% | 2.0 |
| Marijuana | 54.6% | 17.5% | 3.1 |
| Inhalants | 24.6% | 3.6% | 6.9 |
| Cocaine | 21.4% | 2.0% | 10.8 |
| N of Student(s) | 6838 | 67917 | |

4.3. Suicide

Total number of students surveyed = 75804

4486 student(s) report(s) thinking *often* or *a lot* about committing suicide.
(6.1% of total responding)

Of the 4486 student(s) who report(s) thinking *often* or *a lot* about committing suicide,

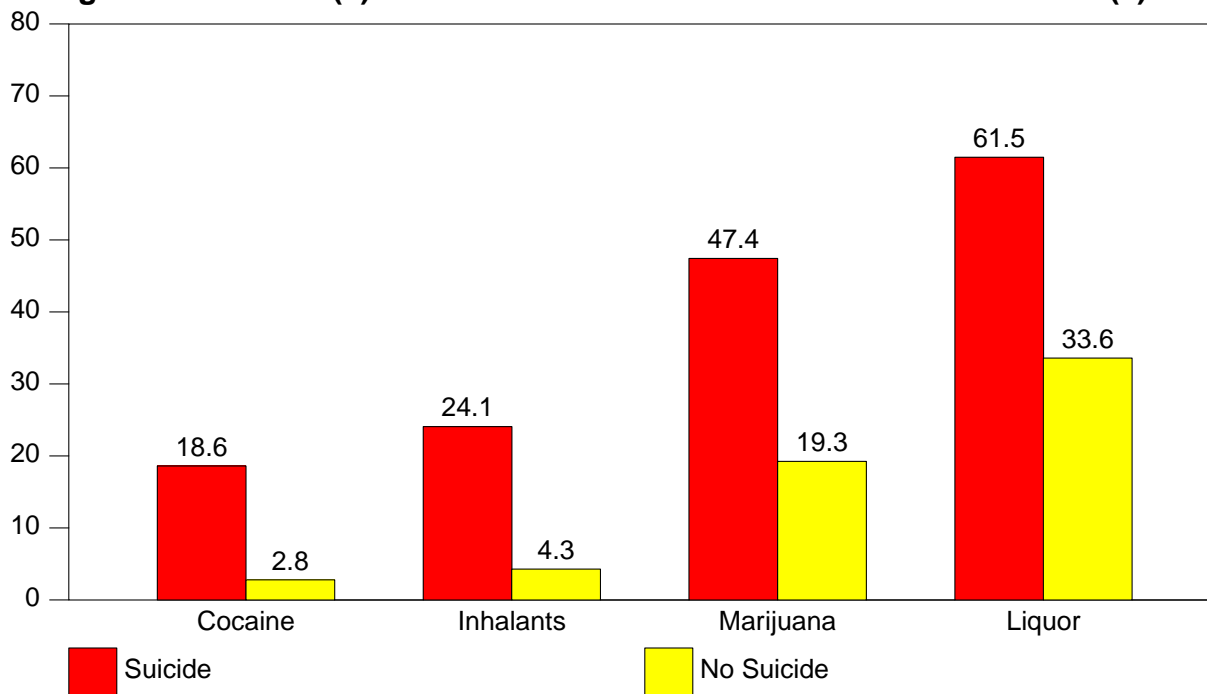
2711 report(s) using liquor (61.5%)

2094 report(s) using marijuana (47.4%).

1060 report(s) using inhalants (24.1%).

822 report(s) using cocaine (18.6%).

4.3 - Drug Use of Student(s) Who Think of Suicide Often or A Lot VS Student(s) Who Do Not



| Drug | Suicide | No Suicide | Ratio |
|-----------------|---------|------------|-------|
| Liquor | 61.5% | 33.6% | 1.8 |
| Marijuana | 47.4% | 19.3% | 2.5 |
| Inhalants | 24.1% | 4.3% | 5.6 |
| Cocaine | 18.6% | 2.8% | 6.7 |
| N of Student(s) | 4486 | 69591 | |

4.4. Threatening Behaviors

Total number of students surveyed = 75804

28004 student(s) report(s) threatening to harm another student.
(37.7% of total responding)

Of the 28004 student(s) who report(s) threatening to harm,

1589 report(s) carrying a gun to school (5.7%).

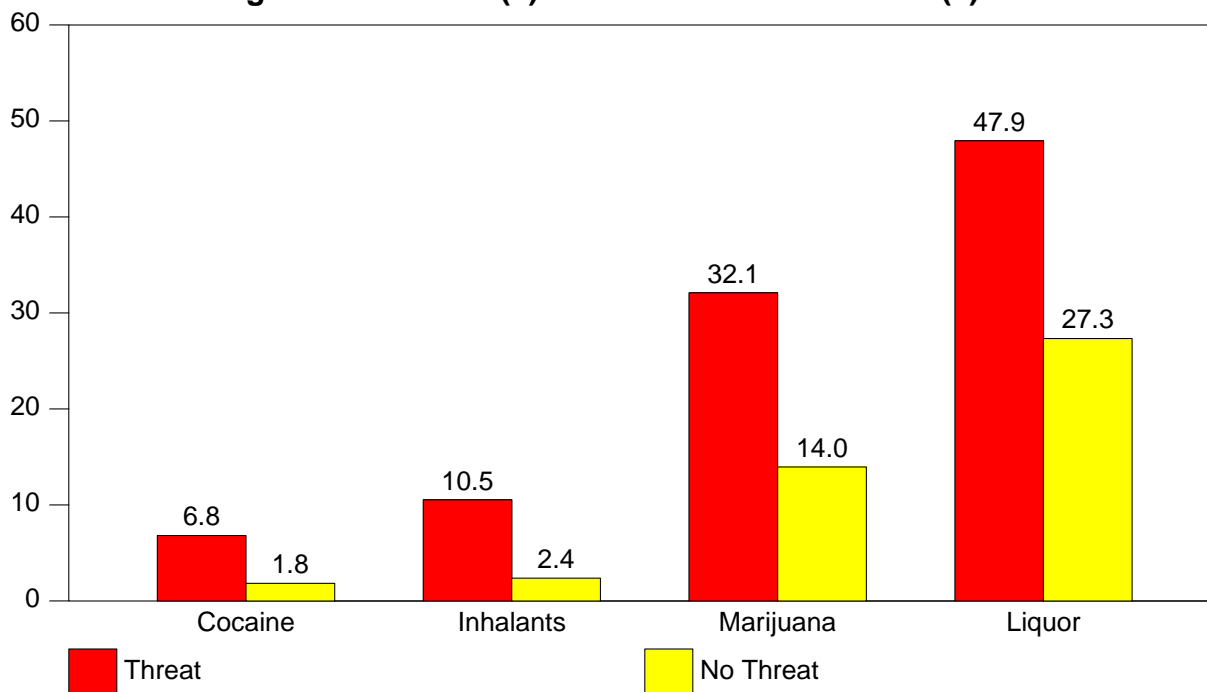
13259 report(s) using liquor (47.9%)

8880 report(s) using marijuana (32.1%).

2909 report(s) using inhalants (10.5%).

1888 report(s) using cocaine (6.8%).

4.4 - Drug Use of Student(s) Who Threaten VS Student(s) Who Do Not



| Drug | Threat | No Threat | Ratio |
|-----------------|--------|-----------|-------|
| Liquor | 47.9% | 27.3% | 1.8 |
| Marijuana | 32.1% | 14.0% | 2.3 |
| Inhalants | 10.5% | 2.4% | 4.4 |
| Cocaine | 6.8% | 1.8% | 3.7 |
| N of Student(s) | 28004 | 46217 | |

4.5. Trouble With The Police

Total number of students surveyed = 75804

16481 student(s) report(s) getting in trouble with the police.
22.1% of total responding)

Of the 16481 student(s) who report(s) getting in trouble with the police,

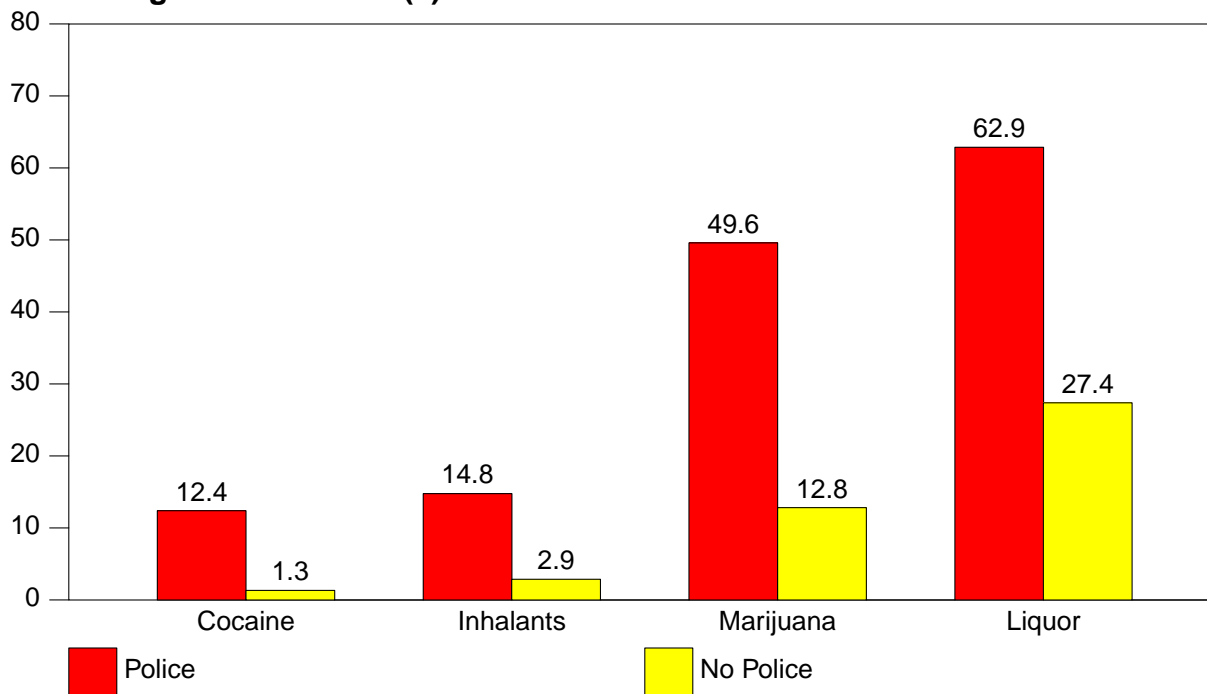
10187 report(s) using liquor (62.9%)

8032 report(s) using marijuana (49.6%).

2389 report(s) using inhalants (14.8%).

2012 report(s) using cocaine (12.4%).

4.5 - Drug Use of Student(s) Who Get In Trouble With Police VS Those Who Do Not



| Drug | Police | No Police | Ratio |
|-----------------|--------|-----------|-------|
| Liquor | 62.9% | 27.4% | 2.3 |
| Marijuana | 49.6% | 12.8% | 3.9 |
| Inhalants | 14.8% | 2.9% | 5.1 |
| Cocaine | 12.4% | 1.3% | 9.3 |
| N of Student(s) | 16481 | 58262 | |

4.6. Personal Safety

Total number of students surveyed = 75804

17253 student(s) report(s) being afraid another student will hurt them at school.
(23.4% of total responding)

Of these 17253 student(s),
807 report(s) carrying a gun to school (4.7%).

15184 student(s) report(s) getting hurt at school.
(20.5% of total responding)

Of these 15184 student(s),
1035 report(s) carrying a gun to school (6.9%).

4.7. Risk and Protective Factors

A *risk factor* is any characteristic which researchers have linked to a higher incidence of drug use. A *protective factor* is any characteristic which has been linked to a lower incidence of drug use. The following analysis of local risk and protective factors does not consider any cause and effect, only a *relationship* between student characteristics and drug use. Community, School, Family and Individual risk and protective factors are grouped accordingly and discussed.

4.7.1. Community - Risk Factors

| FACTOR | % AT RISK |
|--|-----------|
| Join in community activities (<i>Never/Seldom</i>) | 52.7% |
| Attend church or synagogue (<i>Never/Seldom</i>) | 31.5% |
| Take part in gangs (<i>Seldom/Some/Often/A Lot</i>) | 9.1% |
| Substance Availability (<i>Fairly/Very Easy</i> to get) | |
| Cigarettes | 58.8% |
| Smokeless Tobacco | 41.5% |
| Cigars | 42.5% |
| Beer | 55.3% |
| Wine Coolers | 52.2% |
| Liquor | 47.6% |
| Marijuana | 39.1% |
| Cocaine | 18.5% |
| Uppers | 21.9% |
| Downers | 21.8% |
| Inhalants | 36.4% |
| Hallucinogens | 18.7% |
| Heroin | 15.0% |
| Steroids | 20.3% |

The above survey results show community risk factors. These factors include *low neighborhood attachment* never or seldom participate in community activities, church or synagogue); *community disorganization and norms favorable toward drug use* (student participation in gangs); and *availability of alcohol and other drugs* (fairly or very easy to get alcohol and other drugs). Note that a higher risk factor indicates an increased probability of involvement in drug use.

4.7.2. Community - Protective Factors

| FACTOR | % PROTECTED |
|---|-------------|
| Join in community activities (<i>Often/A Lot</i>) | 27.6% |
| Attend church or synagogue (<i>Often/A Lot</i>) | 49.7% |
| Take part in gangs (<i>Never</i>) | 90.9% |
| Substance Availability (<i>Cannot Get</i>) | |
| Cigarettes | 32.5% |
| Smokeless Tobacco | 47.0% |
| Cigars | 44.4% |
| Beer | 32.7% |
| Wine Coolers | 35.2% |
| Liquor | 38.9% |
| Marijuana | 47.1% |
| Cocaine | 61.0% |
| Uppers | 60.1% |
| Downers | 60.4% |
| Inhalants | 53.2% |
| Hallucinogens | 62.2% |
| Heroin | 64.6% |
| Steroids | 61.3% |

The above survey results show community protective factors. These factors include *supportive networks and social bonds* (participate in community activities, church or synagogue often or a lot); *community organization and norms favorable to support non-use among youth* (never participate in gangs); and *limited availability of alcohol and other drugs* (cannot get alcohol and other drugs). Note that a higher protective factor indicates a decreased probability of involvement in drug use.

4.7.3. School - Risk Factors

| FACTOR | % AT RISK |
|---|-----------|
| Make good grades (<i>Never/Seldom</i>) | 4.1% |
| Join in school activities (<i>Never/Seldom</i>) | 27.7% |
| Trouble at school (<i>Often/A Lot</i>) | 6.3% |

The above survey results show school risk factors. These factors include *academic failure* (never or seldom make good grades); *low commitment to school* (never or seldom join in school activities); and *early anti-social behavior* (get into trouble at school often or a lot).

4.7.4. School - Protective Factors

| FACTOR | % PROTECTED |
|--|-------------|
| Make good grades (<i>Often/A Lot</i>) | 68.5% |
| Join in school activities (<i>Often/A Lot</i>) | 54.4% |
| Trouble at school (<i>Never/Seldom</i>) | 75.7% |

The above survey results show school protective factors. These factors include *high academic expectations, goal setting and mastery* (make good grades often or a lot); *active involvement in extracurricular activities sponsored by the school* (join in school activities often or a lot); and *pro-social development* (never or seldom get into trouble at school).

4.7.5. Family - Risk Factors

| FACTOR | % AT RISK |
|--|-----------|
| Parents talk about drugs (<i>Never/Seldom</i>) | 36.5% |
| Parents set clear rules (<i>Never/Seldom</i>) | 13.6% |
| Parents enforce rules (<i>Never/Seldom</i>) | 21.2% |

The above survey results show family risk factors. These factors include *weak parental attitudes towards use* (parents never or seldom talk to their children about the harmful effects of using drugs); and *family management problems* (parents never or seldom set clear rules and never or seldom enforce those rules).

4.7.6. Family - Protective Factors

| FACTOR | % PROTECTED |
|---|-------------|
| Parents talk about drugs (<i>Often/A Lot</i>) | 32.9% |
| Parents set clear rules (<i>Often/A Lot</i>) | 66.8% |
| Parents enforce rules (<i>Often/A Lot</i>) | 53.0% |

The above survey results show family protective factors. These factors include *strong parental attitudes against adolescent drug use* (parents talk to their children about the harmful effects of using drugs often or a lot); *parents' clear expectations of their children* (parents set clear rules often or a lot); and *discipline* (parents punish their children often or a lot when they break the rules).

4.7.7. Individual - Risk Factors

| FACTOR | % AT RISK |
|---|-----------|
| Threaten students (<i>One or more times</i>) | 37.7% |
| Trouble with police (<i>Seldom/Sometimes/Often/A Lot</i>) | 22.1% |
| Think about suicide (<i>Often/A Lot</i>) | 6.1% |
| Harmful to health (<i>No/Some Harm</i>) | |
| Cigarettes | 18.1% |
| Smokeless Tobacco | 20.0% |
| Cigars | 26.4% |
| Beer | 42.8% |
| Wine Coolers | 59.5% |
| Liquor | 30.1% |
| Marijuana | 21.7% |
| Cocaine | 5.2% |
| Uppers | 12.1% |
| Downers | 13.6% |
| Inhalants | 14.0% |
| Hallucinogens | 8.3% |
| Heroin | 5.3% |
| Steroids | 15.3% |

The above survey results show individual risk factors. These include *anti-social behavior in early adolescence and rebelliousness* (threaten to harm others and get in trouble with the police); *alienation* (think about suicide often or a lot); and *favorable attitudes towards drug use* (feel drugs are not harmful, sometimes harmful).

4.7.8. Individual - Protective Factors

| FACTOR | % PROTECTED |
|--------|-------------|
|--------|-------------|

| | |
|---|-------|
| Threaten students (<i>Never</i>) | 62.3% |
| Trouble with police (<i>Never</i>) | 77.9% |
| Think about suicide (<i>Never/Seldom</i>) | 86.2% |
| Harmful to health (<i>Very Much</i>) | |
| Cigarettes | 48.2% |
| Smokeless Tobacco | 46.3% |
| Cigars | 40.0% |
| Beer | 29.1% |
| Wine Coolers | 19.8% |
| Liquor | 37.9% |
| Marijuana | 61.6% |
| Cocaine | 85.3% |
| Uppers | 67.0% |
| Downers | 63.8% |
| Inhalants | 64.6% |
| Hallucinogens | 76.1% |
| Heroin | 84.3% |
| Steroids | 58.0% |

The above survey results show individual protective factors. These include *respect for authority* (never threaten to harm students or teachers and never get into trouble with the police); *feeling of belonging*, *higher respect for self* (think about suicide never or seldom); and *unfavorable attitudes towards drug use* (feel drugs are very much harmful).

CHAPTER 5

PERCENTAGE TABLES

This chapter contains your school survey results in tabular form. Each table corresponds to an item on the questionnaire. The tables contain percentage data by grade level, *Junior High* (grades 6 through 8), *Senior High* (grades 9 through 12), and *Total*. The *N of Valid* column contains the number of students responding to the item and the *N of Missing* column contains the number of students not responding to the item. The remaining columns contain the percentages of students responding to the particular response categories.

The percentage tables of the report appear in the same order as corresponding questions on the questionnaire. The Table of Contents contains the percentage tables by section and gives the page number where each section is located. The List of Tables contains the location of each individual table.

The last section of tables presents the frequency of drug use *How Often Do You Use* data with the categories *collapsed* as follows:

Daily Use — Every Day
Weekly Use — Once/Week + 3 Times/Week + Every Day
Monthly Use — Once/Month + Twice Month + Once/Week +
3 Times/Week + Every Day
Annual Use — Once/Year + 6 Times/Year + Once/Month + Twice Month +
Once/Week + 3 Times/Week + Every Day

Three additional drug use categories have been created for the question *How Often Do You Use* by combining the existing data. A *Tobacco Use* category was created by looking at the responses on each questionnaire on the tobacco categories and taking the highest value as the value for *Tobacco Use*. *Alcohol Use* category was created by looking at the responses on each questionnaire on the alcohol categories. The category of *Illicit Drug Use* was created in the same way by looking at the illicit drug categories. Therefore, the *Tobacco Use* category represents any tobacco use regardless of the type of tobacco, the *Alcohol Use* category represents any alcohol use regardless of the type of alcohol and the *Illicit Drug Use* category represents any illicit drug use regardless of the type of drug.

5.1. Personal & Family Information

5.1 - Ethnic Origin

| <i>Grade Level</i> | <i>N of Valid</i> | <i>N of Miss</i> | <i>White</i> | <i>African American</i> | <i>Hispanic Latino</i> | <i>Asian PacIsIndr</i> | <i>Native American</i> | <i>Mixed Origin</i> |
|--------------------|-------------------|------------------|--------------|-------------------------|------------------------|------------------------|------------------------|---------------------|
| 6th | 11655 | 224 | 69.2 | 16.5 | 4.6 | 2.0 | 1.7 | 6.0 |
| 7th | 10310 | 177 | 69.8 | 14.5 | 7.1 | 2.5 | 1.3 | 4.9 |
| 8th | 15029 | 258 | 76.2 | 11.0 | 4.9 | 2.2 | 1.1 | 4.8 |
| 9th | 10182 | 151 | 70.2 | 15.4 | 6.0 | 2.7 | 1.0 | 4.7 |
| 10th | 10965 | 158 | 77.2 | 10.4 | 4.2 | 2.8 | 0.8 | 4.6 |
| 11th | 8430 | 129 | 78.2 | 9.9 | 4.4 | 3.1 | 0.9 | 3.6 |
| 12th | 8024 | 112 | 79.6 | 9.0 | 4.1 | 3.0 | 0.8 | 3.5 |
| JrHs | 36994 | 659 | 72.2 | 13.7 | 5.4 | 2.2 | 1.3 | 5.2 |
| SrHS | 37601 | 550 | 76.0 | 11.3 | 4.7 | 2.9 | 0.9 | 4.2 |
| Total | 74595 | 1209 | 74.1 | 12.5 | 5.0 | 2.5 | 1.1 | 4.7 |

5.2 - Sex

| <i>Grade Level</i> | <i>N of Valid</i> | <i>N of Miss</i> | <i>Male</i> | <i>Female</i> |
|--------------------|-------------------|------------------|-------------|---------------|
| 6th | 11303 | 576 | 49.6 | 50.4 |
| 7th | 9915 | 572 | 50.5 | 49.5 |
| 8th | 14339 | 948 | 49.4 | 50.6 |
| 9th | 9613 | 720 | 49.7 | 50.3 |
| 10th | 10343 | 780 | 48.8 | 51.2 |
| 11th | 7957 | 602 | 49.2 | 50.8 |
| 12th | 7504 | 632 | 47.8 | 52.2 |
| JrHs | 35557 | 2096 | 49.8 | 50.2 |
| SrHS | 35417 | 2734 | 48.9 | 51.1 |
| Total | 70974 | 4830 | 49.4 | 50.6 |

5.3 - Age

| <i>Grade Level</i> | <i>N of Valid</i> | <i>N of Miss</i> | -10 | 11 | 12 | 13 | 14 | 15 | 16 | 17 | 18 | 19+ |
|--------------------|-------------------|------------------|-----|------|------|------|------|------|------|------|------|-----|
| 6th | 11807 | 72 | 0.7 | 44.2 | 47.1 | 6.9 | 0.6 | 0.1 | 0.0 | 0.0 | 0.1 | 0.3 |
| 7th | 10441 | 46 | 0.0 | 0.7 | 47.5 | 45.3 | 5.7 | 0.6 | 0.1 | 0.0 | 0.0 | 0.1 |
| 8th | 15199 | 88 | 0.0 | 0.0 | 0.6 | 44.3 | 48.4 | 6.1 | 0.4 | 0.1 | 0.0 | 0.1 |
| 9th | 10281 | 52 | 0.0 | 0.0 | 0.0 | 0.8 | 48.9 | 43.2 | 6.0 | 0.8 | 0.1 | 0.1 |
| 10th | 11082 | 41 | 0.1 | 0.0 | 0.1 | 0.0 | 0.7 | 48.1 | 45.3 | 5.2 | 0.4 | 0.1 |
| 11th | 8526 | 33 | 0.1 | 0.0 | 0.0 | 0.0 | 0.0 | 1.1 | 52.6 | 41.7 | 3.9 | 0.5 |
| 12th | 8123 | 13 | 0.4 | 0.1 | 0.0 | 0.0 | 0.0 | 0.0 | 1.5 | 50.8 | 43.0 | 4.1 |
| JrHs | 37447 | 206 | 0.3 | 14.1 | 28.3 | 32.8 | 21.4 | 2.7 | 0.2 | 0.0 | 0.0 | 0.1 |
| SrHS | 38012 | 139 | 0.1 | 0.0 | 0.0 | 0.2 | 13.5 | 26.0 | 26.9 | 21.9 | 10.2 | 1.1 |
| Total | 75459 | 345 | 0.2 | 7.0 | 14.1 | 16.4 | 17.4 | 14.4 | 13.7 | 11.1 | 5.2 | 0.6 |

5.4 - Do you live with:

| <i>Grade Level</i> | <i>N of Valid</i> | <i>N of Miss</i> | <i>Both Parents</i> | <i>Mother Only</i> | <i>Father Only</i> | <i>Mother & Stepfather</i> | <i>Father & Stepmother</i> | <i>Other</i> |
|--------------------|-------------------|------------------|---------------------|--------------------|--------------------|--------------------------------|--------------------------------|--------------|
| 6th | 11729 | 150 | 60.2 | 16.6 | 2.3 | 13.1 | 2.5 | 5.3 |
| 7th | 10346 | 141 | 59.8 | 16.7 | 2.4 | 12.9 | 2.8 | 5.4 |
| 8th | 15113 | 174 | 60.8 | 16.1 | 3.1 | 12.3 | 3.1 | 4.7 |
| 9th | 10236 | 97 | 57.8 | 17.9 | 3.1 | 13.1 | 3.2 | 5.0 |
| 10th | 11045 | 78 | 60.0 | 15.5 | 3.5 | 12.7 | 3.4 | 4.8 |
| 11th | 8483 | 76 | 60.4 | 16.4 | 3.5 | 11.1 | 3.2 | 5.4 |
| 12th | 8100 | 36 | 60.9 | 14.9 | 3.9 | 10.3 | 2.9 | 7.2 |
| JrHs | 37188 | 465 | 60.3 | 16.4 | 2.6 | 12.7 | 2.8 | 5.1 |
| SrHS | 37864 | 287 | 59.7 | 16.2 | 3.5 | 12.0 | 3.2 | 5.5 |
| Total | 75052 | 752 | 60.0 | 16.3 | 3.1 | 12.3 | 3.0 | 5.3 |

5.5 - Do you have a job?

| <i>Grade Level</i> | <i>N of Valid</i> | <i>N of Miss</i> | <i>Yes, Full-time</i> | <i>Yes, Part-time</i> | <i>No</i> |
|--------------------|-------------------|------------------|-----------------------|-----------------------|-----------|
| 6th | 11549 | 330 | 1.3 | 14.2 | 84.5 |
| 7th | 10113 | 374 | 1.2 | 16.3 | 82.5 |
| 8th | 14797 | 490 | 1.3 | 20.1 | 78.7 |
| 9th | 9980 | 353 | 1.5 | 19.7 | 78.8 |
| 10th | 10779 | 344 | 2.3 | 32.3 | 65.4 |
| 11th | 8276 | 283 | 2.8 | 48.2 | 49.0 |
| 12th | 7866 | 270 | 6.0 | 59.6 | 34.4 |
| JrHs | 36459 | 1194 | 1.2 | 17.2 | 81.6 |
| SrHS | 36901 | 1250 | 3.0 | 38.3 | 58.7 |
| Total | 73360 | 2444 | 2.1 | 27.8 | 70.1 |

5.6 - Does your father have a job?

| <i>Grade Level</i> | <i>N of Valid</i> | <i>N of Miss</i> | <i>Yes, Full-time</i> | <i>Yes, Part-time</i> | <i>No</i> |
|--------------------|-------------------|------------------|-----------------------|-----------------------|-----------|
| 6th | 10749 | 1130 | 81.8 | 12.1 | 6.1 |
| 7th | 9526 | 961 | 85.0 | 9.4 | 5.6 |
| 8th | 14049 | 1238 | 88.0 | 6.2 | 5.9 |
| 9th | 9452 | 881 | 89.3 | 4.8 | 5.9 |
| 10th | 10364 | 759 | 90.0 | 3.7 | 6.3 |
| 11th | 7926 | 633 | 90.2 | 3.0 | 6.9 |
| 12th | 7668 | 468 | 90.2 | 2.7 | 7.1 |
| JrHs | 34324 | 3329 | 85.2 | 8.9 | 5.9 |
| SrHS | 35410 | 2741 | 89.9 | 3.6 | 6.5 |
| Total | 69734 | 6070 | 87.6 | 6.2 | 6.2 |

5.7 - Does your mother have a job?

| <i>Grade Level</i> | <i>N of Valid</i> | <i>N of Miss</i> | <i>Yes, Full-time</i> | <i>Yes, Part-time</i> | <i>No</i> |
|--------------------|-------------------|------------------|-----------------------|-----------------------|-----------|
| 6th | 11088 | 791 | 57.5 | 23.3 | 19.3 |
| 7th | 9829 | 658 | 60.6 | 21.0 | 18.4 |
| 8th | 14440 | 847 | 62.1 | 19.3 | 18.6 |
| 9th | 9793 | 540 | 67.1 | 16.2 | 16.6 |
| 10th | 10601 | 522 | 68.3 | 14.9 | 16.8 |
| 11th | 8113 | 446 | 69.3 | 14.4 | 16.2 |
| 12th | 7758 | 378 | 70.3 | 13.6 | 16.1 |
| JrHS | 35357 | 2296 | 60.2 | 21.0 | 18.8 |
| SrHS | 36265 | 1886 | 68.6 | 14.9 | 16.5 |
| Total | 71622 | 4182 | 64.5 | 17.9 | 17.6 |

5.8 - What is the educational level of your father?

| <i>Grade Level</i> | <i>N of Valid</i> | <i>N of Miss</i> | <i>Some High School</i> | <i>High School Graduate</i> | <i>Some College</i> | <i>College Graduate</i> |
|--------------------|-------------------|------------------|-------------------------|-----------------------------|---------------------|-------------------------|
| 6th | 9525 | 2354 | 12.5 | 29.8 | 14.5 | 43.2 |
| 7th | 8559 | 1928 | 13.8 | 31.1 | 14.7 | 40.4 |
| 8th | 13048 | 2239 | 13.9 | 31.5 | 14.0 | 40.6 |
| 9th | 8741 | 1592 | 14.5 | 31.5 | 16.1 | 37.9 |
| 10th | 9627 | 1496 | 13.8 | 32.4 | 16.8 | 37.0 |
| 11th | 7425 | 1134 | 13.3 | 32.1 | 17.7 | 37.0 |
| 12th | 7207 | 929 | 12.6 | 31.5 | 18.9 | 37.0 |
| JrHS | 31132 | 6521 | 13.4 | 30.9 | 14.4 | 41.3 |
| SrHS | 33000 | 5151 | 13.6 | 31.9 | 17.3 | 37.2 |
| Total | 64132 | 11672 | 13.5 | 31.4 | 15.9 | 39.2 |

5.9 - What is the educational level of your mother?

| <i>Grade Level</i> | <i>N of Valid</i> | <i>N of Miss</i> | <i>Some High School</i> | <i>High School Graduate</i> | <i>Some College</i> | <i>College Graduate</i> |
|--------------------|-------------------|------------------|-------------------------|-----------------------------|---------------------|-------------------------|
| 6th | 10035 | 1844 | 10.3 | 28.1 | 17.4 | 44.2 |
| 7th | 8979 | 1508 | 11.5 | 28.8 | 18.1 | 41.6 |
| 8th | 13629 | 1658 | 11.2 | 29.7 | 18.6 | 40.5 |
| 9th | 9209 | 1124 | 11.7 | 29.9 | 19.2 | 39.2 |
| 10th | 10035 | 1088 | 10.9 | 31.5 | 20.2 | 37.4 |
| 11th | 7741 | 818 | 10.3 | 31.7 | 21.0 | 36.9 |
| 12th | 7403 | 733 | 10.0 | 31.4 | 21.3 | 37.3 |
| JrHS | 32643 | 5010 | 11.0 | 29.0 | 18.1 | 42.0 |
| SrHS | 34388 | 3763 | 10.8 | 31.1 | 20.3 | 37.8 |
| Total | 67031 | 8773 | 10.9 | 30.1 | 19.2 | 39.8 |

5.2. Student Characteristics

5.10 - Do you make good grades?

| <i>Grade Level</i> | <i>N of Valid</i> | <i>N of Miss</i> | <i>Never</i> | <i>Seldom</i> | <i>Sometimes</i> | <i>Often</i> | <i>A Lot</i> |
|--------------------|-------------------|------------------|--------------|---------------|------------------|--------------|--------------|
| 6th | 11836 | 43 | 1.0 | 2.3 | 26.4 | 33.3 | 37.0 |
| 7th | 10438 | 49 | 0.8 | 3.1 | 27.6 | 34.8 | 33.7 |
| 8th | 15246 | 41 | 0.9 | 3.2 | 27.9 | 34.3 | 33.7 |
| 9th | 10298 | 35 | 1.2 | 3.4 | 29.3 | 37.7 | 28.5 |
| 10th | 11101 | 22 | 1.1 | 3.7 | 28.7 | 36.5 | 30.0 |
| 11th | 8527 | 32 | 1.0 | 3.3 | 26.7 | 38.4 | 30.6 |
| 12th | 8112 | 24 | 1.2 | 2.8 | 24.1 | 37.2 | 34.7 |
| JrHs | 37520 | 133 | 0.9 | 2.9 | 27.3 | 34.1 | 34.7 |
| SrHS | 38038 | 113 | 1.1 | 3.3 | 27.4 | 37.4 | 30.7 |
| Total | 75558 | 246 | 1.0 | 3.1 | 27.4 | 35.8 | 32.7 |

5.11 - Do you get into trouble at school?

| <i>Grade Level</i> | <i>N of Valid</i> | <i>N of Miss</i> | <i>Never</i> | <i>Seldom</i> | <i>Sometimes</i> | <i>Often</i> | <i>A Lot</i> |
|--------------------|-------------------|------------------|--------------|---------------|------------------|--------------|--------------|
| 6th | 11788 | 91 | 34.1 | 35.9 | 22.5 | 4.3 | 3.2 |
| 7th | 10396 | 91 | 30.9 | 39.5 | 21.3 | 4.9 | 3.3 |
| 8th | 15201 | 86 | 29.3 | 41.8 | 21.5 | 4.6 | 2.9 |
| 9th | 10283 | 50 | 34.0 | 41.8 | 17.7 | 3.9 | 2.6 |
| 10th | 11072 | 51 | 39.3 | 40.8 | 15.1 | 2.9 | 1.9 |
| 11th | 8516 | 43 | 44.6 | 38.3 | 13.0 | 2.5 | 1.6 |
| 12th | 8100 | 36 | 50.9 | 34.8 | 10.8 | 1.6 | 1.9 |
| JrHs | 37385 | 268 | 31.3 | 39.3 | 21.8 | 4.6 | 3.1 |
| SrHS | 37971 | 180 | 41.5 | 39.3 | 14.4 | 2.8 | 2.1 |
| Total | 75356 | 448 | 36.4 | 39.3 | 18.0 | 3.7 | 2.6 |

5.12 - Do you take part in school activities such as sports teams, band, clubs, etc?

| <i>Grade Level</i> | <i>N of Valid</i> | <i>N of Miss</i> | <i>Never</i> | <i>Seldom</i> | <i>Sometimes</i> | <i>Often</i> | <i>A Lot</i> |
|--------------------|-------------------|------------------|--------------|---------------|------------------|--------------|--------------|
| 6th | 11734 | 145 | 18.4 | 7.9 | 17.8 | 18.6 | 37.2 |
| 7th | 10398 | 89 | 15.8 | 9.3 | 17.3 | 19.3 | 38.2 |
| 8th | 15212 | 75 | 16.6 | 9.7 | 17.5 | 19.1 | 37.0 |
| 9th | 10269 | 64 | 16.4 | 11.6 | 18.6 | 20.0 | 33.5 |
| 10th | 11065 | 58 | 17.9 | 11.9 | 17.4 | 19.2 | 33.7 |
| 11th | 8511 | 48 | 18.4 | 12.0 | 18.3 | 18.9 | 32.5 |
| 12th | 8089 | 47 | 17.4 | 12.5 | 18.9 | 18.8 | 32.4 |
| JrHs | 37344 | 309 | 17.0 | 9.0 | 17.6 | 19.0 | 37.4 |
| SrHS | 37934 | 217 | 17.5 | 12.0 | 18.2 | 19.2 | 33.1 |
| Total | 75278 | 526 | 17.2 | 10.5 | 17.9 | 19.1 | 35.2 |

5.13 - Do you take part in community activities such as scouts, rec teams, youth clubs, etc?

| <i>Grade Level</i> | <i>N of Valid</i> | <i>N of Miss</i> | <i>Never</i> | <i>Seldom</i> | <i>Sometimes</i> | <i>Often</i> | <i>A Lot</i> |
|--------------------|-------------------|------------------|--------------|---------------|------------------|--------------|--------------|
| 6th | 11544 | 335 | 32.8 | 14.0 | 17.5 | 13.8 | 21.9 |
| 7th | 10252 | 235 | 33.3 | 17.2 | 18.5 | 13.9 | 17.0 |
| 8th | 15046 | 241 | 33.3 | 18.9 | 19.8 | 13.6 | 14.4 |
| 9th | 10194 | 139 | 34.5 | 21.5 | 19.7 | 12.9 | 11.4 |
| 10th | 10979 | 144 | 34.5 | 21.6 | 20.4 | 12.5 | 10.9 |
| 11th | 8463 | 96 | 33.7 | 22.0 | 21.3 | 12.0 | 11.0 |
| 12th | 8054 | 82 | 30.6 | 22.5 | 21.2 | 14.1 | 11.6 |
| JrHs | 36842 | 811 | 33.1 | 16.9 | 18.7 | 13.7 | 17.5 |
| SrHS | 37690 | 461 | 33.5 | 21.8 | 20.6 | 12.8 | 11.2 |
| Total | 74532 | 1272 | 33.3 | 19.4 | 19.7 | 13.3 | 14.3 |

5.14 - Do you attend church, synagogue, etc?

| <i>Grade Level</i> | <i>N of Valid</i> | <i>N of Miss</i> | <i>Never</i> | <i>Seldom</i> | <i>Sometimes</i> | <i>Often</i> | <i>A Lot</i> |
|--------------------|-------------------|------------------|--------------|---------------|------------------|--------------|--------------|
| 6th | 11693 | 186 | 12.2 | 9.9 | 18.5 | 17.4 | 42.0 |
| 7th | 10336 | 151 | 12.7 | 12.1 | 19.4 | 18.3 | 37.5 |
| 8th | 15136 | 151 | 15.0 | 13.9 | 18.5 | 17.2 | 35.4 |
| 9th | 10225 | 108 | 17.0 | 15.7 | 18.9 | 16.7 | 31.6 |
| 10th | 11031 | 92 | 19.1 | 17.1 | 18.7 | 14.7 | 30.4 |
| 11th | 8492 | 67 | 21.1 | 18.8 | 18.3 | 14.7 | 27.2 |
| 12th | 8074 | 62 | 21.7 | 19.6 | 19.5 | 13.9 | 25.4 |
| JrHs | 37165 | 488 | 13.5 | 12.2 | 18.8 | 17.6 | 38.0 |
| SrHS | 37822 | 329 | 19.6 | 17.6 | 18.8 | 15.1 | 28.9 |
| Total | 74987 | 817 | 16.5 | 14.9 | 18.8 | 16.3 | 33.4 |

5.15 - Do you drink alcohol at home?

| <i>Grade Level</i> | <i>N of Valid</i> | <i>N of Miss</i> | <i>Never</i> | <i>Seldom</i> | <i>Sometimes</i> | <i>Often</i> | <i>A Lot</i> |
|--------------------|-------------------|------------------|--------------|---------------|------------------|--------------|--------------|
| 6th | 11756 | 123 | 92.1 | 5.1 | 1.5 | 0.5 | 0.8 |
| 7th | 10376 | 111 | 87.4 | 7.9 | 3.0 | 0.9 | 0.9 |
| 8th | 15155 | 132 | 78.2 | 12.5 | 6.2 | 1.7 | 1.3 |
| 9th | 10238 | 95 | 69.4 | 15.3 | 9.8 | 3.0 | 2.4 |
| 10th | 11044 | 79 | 65.2 | 16.9 | 12.1 | 3.4 | 2.4 |
| 11th | 8505 | 54 | 61.6 | 17.2 | 14.2 | 3.9 | 3.1 |
| 12th | 8079 | 57 | 58.8 | 19.2 | 14.6 | 4.0 | 3.3 |
| JrHs | 37287 | 366 | 85.2 | 8.9 | 3.9 | 1.1 | 1.0 |
| SrHS | 37866 | 285 | 64.2 | 17.0 | 12.5 | 3.5 | 2.7 |
| Total | 75153 | 651 | 74.6 | 13.0 | 8.2 | 2.3 | 1.9 |

5.16 - Do you use drugs at home?

| <i>Grade Level</i> | <i>N of Valid</i> | <i>N of Miss</i> | <i>Never</i> | <i>Seldom</i> | <i>Sometimes</i> | <i>Often</i> | <i>A Lot</i> |
|--------------------|-------------------|------------------|--------------|---------------|------------------|--------------|--------------|
| 6th | 11766 | 113 | 97.1 | 1.2 | 0.6 | 0.3 | 0.8 |
| 7th | 10365 | 122 | 94.8 | 2.4 | 1.5 | 0.5 | 0.8 |
| 8th | 15166 | 121 | 91.2 | 3.7 | 2.3 | 1.3 | 1.4 |
| 9th | 10228 | 105 | 87.0 | 4.7 | 3.7 | 2.1 | 2.6 |
| 10th | 11045 | 78 | 83.7 | 6.1 | 5.1 | 2.3 | 2.7 |
| 11th | 8500 | 59 | 82.6 | 6.2 | 5.5 | 2.5 | 3.2 |
| 12th | 8070 | 66 | 81.8 | 6.4 | 5.5 | 2.7 | 3.5 |
| JrHs | 37297 | 356 | 94.1 | 2.6 | 1.6 | 0.8 | 1.0 |
| SrHS | 37843 | 308 | 84.0 | 5.8 | 4.9 | 2.4 | 3.0 |
| Total | 75140 | 664 | 89.0 | 4.2 | 3.2 | 1.6 | 2.0 |

5.17 - Have you threatened to harm a teacher?

| <i>Grade Level</i> | <i>N of Valid</i> | <i>N of Miss</i> | <i>Never</i> | <i>Seldom</i> | <i>Sometimes</i> | <i>Often</i> | <i>A Lot</i> |
|--------------------|-------------------|------------------|--------------|---------------|------------------|--------------|--------------|
| 6th | 11755 | 124 | 96.4 | 1.9 | 0.7 | 0.3 | 0.8 |
| 7th | 10371 | 116 | 95.9 | 2.3 | 1.0 | 0.3 | 0.5 |
| 8th | 15136 | 151 | 94.1 | 3.6 | 1.3 | 0.4 | 0.7 |
| 9th | 10229 | 104 | 92.7 | 4.0 | 1.6 | 0.6 | 1.1 |
| 10th | 11044 | 79 | 93.1 | 4.0 | 1.5 | 0.5 | 0.8 |
| 11th | 8486 | 73 | 92.3 | 4.2 | 1.7 | 0.7 | 1.1 |
| 12th | 8062 | 74 | 92.6 | 3.7 | 1.7 | 0.7 | 1.3 |
| JrHs | 37262 | 391 | 95.3 | 2.7 | 1.0 | 0.3 | 0.6 |
| SrHS | 37821 | 330 | 92.7 | 4.0 | 1.6 | 0.6 | 1.1 |
| Total | 75083 | 721 | 94.0 | 3.4 | 1.3 | 0.5 | 0.9 |

5.18 - Have you threatened to harm one or both of your parents, guardian, etc?

| <i>Grade Level</i> | <i>N of Valid</i> | <i>N of Miss</i> | <i>Never</i> | <i>Seldom</i> | <i>Sometimes</i> | <i>Often</i> | <i>A Lot</i> |
|--------------------|-------------------|------------------|--------------|---------------|------------------|--------------|--------------|
| 6th | 11737 | 142 | 94.5 | 3.1 | 1.1 | 0.4 | 0.9 |
| 7th | 10345 | 142 | 93.6 | 4.1 | 1.3 | 0.4 | 0.6 |
| 8th | 15154 | 133 | 91.0 | 5.2 | 2.3 | 0.7 | 0.9 |
| 9th | 10242 | 91 | 89.3 | 6.3 | 2.6 | 0.7 | 1.1 |
| 10th | 11031 | 92 | 89.2 | 6.7 | 2.4 | 0.8 | 0.9 |
| 11th | 8487 | 72 | 88.9 | 6.5 | 2.7 | 0.8 | 1.2 |
| 12th | 8074 | 62 | 90.2 | 5.3 | 2.2 | 0.8 | 1.4 |
| JrHs | 37236 | 417 | 92.8 | 4.2 | 1.6 | 0.5 | 0.8 |
| SrHS | 37834 | 317 | 89.4 | 6.3 | 2.5 | 0.8 | 1.1 |
| Total | 75070 | 734 | 91.1 | 5.3 | 2.1 | 0.7 | 1.0 |

5.19 - Do your parents talk with you about the problems of alcohol/drugs?

| <i>Grade Level</i> | <i>N of Valid</i> | <i>N of Miss</i> | <i>Never</i> | <i>Seldom</i> | <i>Sometimes</i> | <i>Often</i> | <i>A Lot</i> |
|--------------------|-------------------|------------------|--------------|---------------|------------------|--------------|--------------|
| 6th | 11700 | 179 | 11.5 | 13.3 | 28.0 | 19.9 | 27.2 |
| 7th | 10354 | 133 | 12.3 | 15.3 | 29.8 | 20.7 | 21.8 |
| 8th | 15120 | 167 | 16.5 | 19.1 | 31.5 | 17.6 | 15.4 |
| 9th | 10221 | 112 | 18.0 | 20.4 | 31.0 | 17.0 | 13.6 |
| 10th | 11017 | 106 | 19.6 | 24.0 | 30.7 | 15.4 | 10.3 |
| 11th | 8485 | 74 | 20.3 | 24.3 | 31.3 | 14.4 | 9.6 |
| 12th | 8068 | 68 | 21.1 | 24.9 | 32.1 | 13.6 | 8.4 |
| JrHs | 37174 | 479 | 13.7 | 16.2 | 29.9 | 19.2 | 20.9 |
| SrHS | 37791 | 360 | 19.7 | 23.3 | 31.2 | 15.2 | 10.6 |
| Total | 74965 | 839 | 16.7 | 19.8 | 30.6 | 17.2 | 15.7 |

5.20 - I talk with my parents about my problems?

| <i>Grade Level</i> | <i>N of Valid</i> | <i>N of Miss</i> | <i>Never</i> | <i>Seldom</i> | <i>Sometimes</i> | <i>Often</i> | <i>A Lot</i> |
|--------------------|-------------------|------------------|--------------|---------------|------------------|--------------|--------------|
| 6th | 11761 | 118 | 12.0 | 14.9 | 28.1 | 22.0 | 23.1 |
| 7th | 10395 | 92 | 14.9 | 18.3 | 29.3 | 19.8 | 17.7 |
| 8th | 15165 | 122 | 19.4 | 22.6 | 28.7 | 16.3 | 13.0 |
| 9th | 10248 | 85 | 21.3 | 23.6 | 29.0 | 15.3 | 10.8 |
| 10th | 11049 | 74 | 20.6 | 25.8 | 27.7 | 15.2 | 10.7 |
| 11th | 8504 | 55 | 20.9 | 25.5 | 28.5 | 14.9 | 10.1 |
| 12th | 8081 | 55 | 19.3 | 24.2 | 29.2 | 15.5 | 11.7 |
| JrHs | 37321 | 332 | 15.8 | 19.0 | 28.7 | 19.1 | 17.5 |
| SrHS | 37882 | 269 | 20.6 | 24.8 | 28.6 | 15.2 | 10.8 |
| Total | 75203 | 601 | 18.2 | 21.9 | 28.6 | 17.1 | 14.1 |

5.21 - Do your friends talk with you about the problems of alcohol/drugs?

| <i>Grade Level</i> | <i>N of Valid</i> | <i>N of Miss</i> | <i>Never</i> | <i>Seldom</i> | <i>Sometimes</i> | <i>Often</i> | <i>A Lot</i> |
|--------------------|-------------------|------------------|--------------|---------------|------------------|--------------|--------------|
| 6th | 11758 | 121 | 45.3 | 24.2 | 19.7 | 6.5 | 4.3 |
| 7th | 10372 | 115 | 41.7 | 26.4 | 20.5 | 6.6 | 4.7 |
| 8th | 15145 | 142 | 38.0 | 26.8 | 22.3 | 7.9 | 5.0 |
| 9th | 10244 | 89 | 35.1 | 25.9 | 24.0 | 9.3 | 5.8 |
| 10th | 11037 | 86 | 31.2 | 27.1 | 26.0 | 9.7 | 6.1 |
| 11th | 8489 | 70 | 29.3 | 25.9 | 27.9 | 10.4 | 6.5 |
| 12th | 8065 | 71 | 28.2 | 27.6 | 28.0 | 10.4 | 5.8 |
| JrHs | 37275 | 378 | 41.3 | 25.8 | 21.0 | 7.1 | 4.7 |
| SrHS | 37835 | 316 | 31.2 | 26.6 | 26.3 | 9.9 | 6.0 |
| Total | 75110 | 694 | 36.2 | 26.2 | 23.7 | 8.5 | 5.4 |

5.22 - Do your parents set clear rules for you?

| <i>Grade Level</i> | <i>N of Valid</i> | <i>N of Miss</i> | <i>Never</i> | <i>Seldom</i> | <i>Sometimes</i> | <i>Often</i> | <i>A Lot</i> |
|--------------------|-------------------|------------------|--------------|---------------|------------------|--------------|--------------|
| 6th | 11735 | 144 | 3.5 | 5.4 | 14.4 | 24.9 | 51.7 |
| 7th | 10337 | 150 | 3.9 | 6.7 | 16.8 | 28.2 | 44.5 |
| 8th | 15090 | 197 | 4.4 | 8.7 | 19.3 | 30.1 | 37.6 |
| 9th | 10193 | 140 | 4.6 | 10.0 | 20.2 | 31.0 | 34.2 |
| 10th | 11030 | 93 | 4.9 | 10.2 | 21.8 | 32.1 | 30.9 |
| 11th | 8479 | 80 | 5.5 | 10.9 | 23.0 | 32.4 | 28.2 |
| 12th | 8043 | 93 | 6.9 | 12.2 | 24.0 | 32.1 | 24.8 |
| JrHs | 37162 | 491 | 4.0 | 7.1 | 17.0 | 27.9 | 44.0 |
| SrHS | 37745 | 406 | 5.4 | 10.7 | 22.1 | 31.9 | 29.9 |
| Total | 74907 | 897 | 4.7 | 8.9 | 19.6 | 29.9 | 36.8 |

5.23 - Do your parents punish you when you break the rules?

| <i>Grade Level</i> | <i>N of Valid</i> | <i>N of Miss</i> | <i>Never</i> | <i>Seldom</i> | <i>Sometimes</i> | <i>Often</i> | <i>A Lot</i> |
|--------------------|-------------------|------------------|--------------|---------------|------------------|--------------|--------------|
| 6th | 11700 | 179 | 6.5 | 9.8 | 24.7 | 25.6 | 33.5 |
| 7th | 10328 | 159 | 6.5 | 10.5 | 25.4 | 26.7 | 31.0 |
| 8th | 15100 | 187 | 6.7 | 12.3 | 24.6 | 27.2 | 29.1 |
| 9th | 10198 | 135 | 7.9 | 14.1 | 25.6 | 27.0 | 25.4 |
| 10th | 11017 | 106 | 7.9 | 15.2 | 25.9 | 27.5 | 23.4 |
| 11th | 8473 | 86 | 9.9 | 15.8 | 27.3 | 26.8 | 20.2 |
| 12th | 8033 | 103 | 12.3 | 17.3 | 28.9 | 25.3 | 16.1 |
| JrHs | 37128 | 525 | 6.6 | 11.0 | 24.9 | 26.5 | 31.0 |
| SrHS | 37721 | 430 | 9.3 | 15.5 | 26.8 | 26.8 | 21.7 |
| Total | 74849 | 955 | 7.9 | 13.3 | 25.8 | 26.7 | 26.3 |

5.24 - Have you been in trouble with the police?

| <i>Grade Level</i> | <i>N of Valid</i> | <i>N of Miss</i> | <i>Never</i> | <i>Seldom</i> | <i>Sometimes</i> | <i>Often</i> | <i>A Lot</i> |
|--------------------|-------------------|------------------|--------------|---------------|------------------|--------------|--------------|
| 6th | 11703 | 176 | 86.8 | 7.6 | 3.0 | 1.2 | 1.4 |
| 7th | 10318 | 169 | 82.4 | 10.1 | 4.1 | 1.7 | 1.7 |
| 8th | 15066 | 221 | 78.1 | 12.4 | 5.2 | 2.2 | 2.1 |
| 9th | 10177 | 156 | 74.3 | 14.3 | 6.4 | 2.6 | 2.4 |
| 10th | 10999 | 124 | 74.7 | 14.9 | 6.3 | 2.0 | 2.1 |
| 11th | 8464 | 95 | 73.8 | 16.5 | 6.0 | 1.7 | 2.0 |
| 12th | 8016 | 120 | 72.6 | 16.8 | 6.4 | 1.8 | 2.4 |
| JrHs | 37087 | 566 | 82.0 | 10.2 | 4.2 | 1.7 | 1.8 |
| SrHS | 37656 | 495 | 73.9 | 15.5 | 6.3 | 2.1 | 2.2 |
| Total | 74743 | 1061 | 77.9 | 12.9 | 5.3 | 1.9 | 2.0 |

5.25 - Do you take part in gang activities?

| <i>Grade Level</i> | <i>N of Valid</i> | <i>N of Miss</i> | <i>Never</i> | <i>Seldom</i> | <i>Sometimes</i> | <i>Often</i> | <i>A Lot</i> |
|--------------------|-------------------|------------------|--------------|---------------|------------------|--------------|--------------|
| 6th | 11673 | 206 | 92.7 | 3.3 | 1.7 | 0.8 | 1.5 |
| 7th | 10321 | 166 | 91.3 | 4.2 | 2.3 | 0.9 | 1.4 |
| 8th | 15078 | 209 | 89.9 | 4.9 | 2.6 | 1.0 | 1.6 |
| 9th | 10186 | 147 | 88.7 | 4.9 | 3.0 | 1.4 | 1.9 |
| 10th | 11003 | 120 | 90.7 | 3.8 | 2.5 | 1.1 | 1.9 |
| 11th | 8463 | 96 | 91.2 | 3.7 | 1.9 | 0.9 | 2.2 |
| 12th | 8031 | 105 | 91.9 | 3.0 | 1.9 | 0.9 | 2.3 |
| JrHs | 37072 | 581 | 91.2 | 4.2 | 2.3 | 0.9 | 1.5 |
| SrHS | 37683 | 468 | 90.6 | 3.9 | 2.4 | 1.1 | 2.0 |
| Total | 74755 | 1049 | 90.9 | 4.1 | 2.3 | 1.0 | 1.8 |

5.26 - Have you thought about committing suicide?

| <i>Grade Level</i> | <i>N of Valid</i> | <i>N of Miss</i> | <i>Never</i> | <i>Seldom</i> | <i>Sometimes</i> | <i>Often</i> | <i>A Lot</i> |
|--------------------|-------------------|------------------|--------------|---------------|------------------|--------------|--------------|
| 6th | 11498 | 381 | 84.0 | 8.2 | 4.0 | 1.4 | 2.4 |
| 7th | 10167 | 320 | 79.8 | 10.1 | 5.6 | 2.0 | 2.5 |
| 8th | 14961 | 326 | 72.9 | 13.3 | 7.3 | 2.9 | 3.6 |
| 9th | 10129 | 204 | 68.9 | 14.0 | 9.0 | 3.9 | 4.2 |
| 10th | 10924 | 199 | 66.9 | 15.8 | 10.2 | 3.5 | 3.6 |
| 11th | 8401 | 158 | 66.5 | 16.9 | 9.9 | 3.3 | 3.5 |
| 12th | 7997 | 139 | 67.8 | 16.9 | 9.5 | 2.7 | 3.1 |
| JrHs | 36626 | 1027 | 78.3 | 10.8 | 5.8 | 2.2 | 2.9 |
| SrHS | 37451 | 700 | 67.5 | 15.8 | 9.6 | 3.4 | 3.6 |
| Total | 74077 | 1727 | 72.8 | 13.4 | 7.7 | 2.8 | 3.3 |

5.27 - Do your teachers talk with you about the problems of alcohol/drugs?

| <i>Grade Level</i> | <i>N of Valid</i> | <i>N of Miss</i> | <i>Never</i> | <i>Seldom</i> | <i>Sometimes</i> | <i>Often</i> | <i>A Lot</i> |
|--------------------|-------------------|------------------|--------------|---------------|------------------|--------------|--------------|
| 6th | 11682 | 197 | 11.0 | 12.9 | 26.4 | 21.2 | 28.4 |
| 7th | 10335 | 152 | 12.2 | 15.4 | 28.2 | 20.5 | 23.8 |
| 8th | 15092 | 195 | 14.6 | 19.8 | 29.8 | 18.6 | 17.2 |
| 9th | 10189 | 144 | 18.8 | 24.4 | 30.0 | 15.1 | 11.6 |
| 10th | 11026 | 97 | 23.8 | 28.1 | 28.6 | 11.4 | 8.1 |
| 11th | 8484 | 75 | 24.4 | 29.5 | 29.3 | 10.4 | 6.4 |
| 12th | 8054 | 82 | 25.8 | 31.6 | 28.7 | 9.0 | 4.9 |
| JrHs | 37109 | 544 | 12.8 | 16.4 | 28.3 | 20.0 | 22.6 |
| SrHS | 37753 | 398 | 23.0 | 28.2 | 29.2 | 11.7 | 8.0 |
| Total | 74862 | 942 | 18.0 | 22.3 | 28.7 | 15.8 | 15.2 |

5.28 - While NOT AT SCHOOL have you stolen something worth \$5.00 or more?

| <i>Grade Level</i> | <i>N of Valid</i> | <i>N of Miss</i> | <i>Never</i> | <i>Seldom</i> | <i>Sometimes</i> | <i>Often</i> | <i>A Lot</i> |
|--------------------|-------------------|------------------|--------------|---------------|------------------|--------------|--------------|
| 6th | 11732 | 147 | 88.8 | 6.3 | 2.5 | 0.9 | 1.5 |
| 7th | 10350 | 137 | 83.9 | 9.1 | 3.8 | 1.3 | 2.0 |
| 8th | 15119 | 168 | 77.5 | 11.6 | 5.7 | 2.2 | 2.9 |
| 9th | 10207 | 126 | 72.1 | 14.1 | 7.0 | 2.7 | 4.1 |
| 10th | 11028 | 95 | 70.0 | 15.1 | 8.1 | 2.9 | 3.9 |
| 11th | 8475 | 84 | 69.5 | 15.4 | 8.5 | 2.9 | 3.8 |
| 12th | 8063 | 73 | 68.2 | 16.5 | 8.9 | 2.6 | 3.9 |
| JrHs | 37201 | 452 | 82.8 | 9.2 | 4.2 | 1.6 | 2.2 |
| SrHS | 37773 | 378 | 70.1 | 15.2 | 8.1 | 2.8 | 3.9 |
| Total | 74974 | 830 | 76.4 | 12.2 | 6.1 | 2.2 | 3.1 |

5.29 - While NOT AT SCHOOL have you carried a gun for protection or as a weapon?

| <i>Grade Level</i> | <i>N of Valid</i> | <i>N of Miss</i> | <i>Never</i> | <i>Seldom</i> | <i>Sometimes</i> | <i>Often</i> | <i>A Lot</i> |
|--------------------|-------------------|------------------|--------------|---------------|------------------|--------------|--------------|
| 6th | 11664 | 215 | 93.4 | 2.6 | 1.7 | 0.9 | 1.5 |
| 7th | 10297 | 190 | 91.4 | 3.3 | 2.3 | 1.3 | 1.7 |
| 8th | 15090 | 197 | 90.0 | 3.7 | 2.7 | 1.4 | 2.2 |
| 9th | 10185 | 148 | 88.4 | 4.3 | 3.1 | 1.7 | 2.5 |
| 10th | 10993 | 130 | 89.0 | 3.9 | 3.1 | 1.6 | 2.4 |
| 11th | 8465 | 94 | 88.7 | 4.0 | 2.9 | 1.8 | 2.6 |
| 12th | 8043 | 93 | 89.4 | 3.5 | 2.9 | 1.4 | 2.7 |
| JrHs | 37051 | 602 | 91.5 | 3.3 | 2.3 | 1.2 | 1.8 |
| SrHS | 37686 | 465 | 88.9 | 4.0 | 3.0 | 1.6 | 2.5 |
| Total | 74737 | 1067 | 90.1 | 3.6 | 2.6 | 1.4 | 2.2 |

5.3. Harmful To Health

5.30 - Do you feel that using cigarettes is harmful to your health?

| <i>Grade Level</i> | <i>N of Valid</i> | <i>N of Miss</i> | <i>No Harm</i> | <i>Some Harm</i> | <i>Harmful</i> | <i>Very Harmful</i> |
|--------------------|-------------------|------------------|----------------|------------------|----------------|---------------------|
| 6th | 11733 | 146 | 3.5 | 8.1 | 33.0 | 55.4 |
| 7th | 10344 | 143 | 3.5 | 11.9 | 33.0 | 51.5 |
| 8th | 15139 | 148 | 3.9 | 14.7 | 34.3 | 47.1 |
| 9th | 10211 | 122 | 4.4 | 16.4 | 33.0 | 46.3 |
| 10th | 11031 | 92 | 3.9 | 16.7 | 34.4 | 44.9 |
| 11th | 8461 | 98 | 4.4 | 16.9 | 33.5 | 45.3 |
| 12th | 8050 | 86 | 4.1 | 15.7 | 35.1 | 45.0 |
| JrHs | 37216 | 437 | 3.7 | 11.8 | 33.6 | 51.0 |
| SrHS | 37753 | 398 | 4.2 | 16.5 | 34.0 | 45.4 |
| Total | 74969 | 835 | 3.9 | 14.2 | 33.8 | 48.2 |

5.31 - Do you feel that using smokeless tobacco is harmful to your health?

| <i>Grade Level</i> | <i>N of Valid</i> | <i>N of Miss</i> | <i>No Harm</i> | <i>Some Harm</i> | <i>Harmful</i> | <i>Very Harmful</i> |
|--------------------|-------------------|------------------|----------------|------------------|----------------|---------------------|
| 6th | 11701 | 178 | 4.2 | 10.2 | 29.3 | 56.3 |
| 7th | 10292 | 195 | 4.2 | 13.8 | 30.8 | 51.3 |
| 8th | 15113 | 174 | 4.6 | 15.2 | 33.6 | 46.6 |
| 9th | 10181 | 152 | 5.3 | 17.3 | 34.2 | 43.2 |
| 10th | 11002 | 121 | 4.4 | 17.9 | 36.6 | 41.1 |
| 11th | 8441 | 118 | 4.9 | 17.7 | 35.2 | 42.1 |
| 12th | 8041 | 95 | 4.7 | 17.2 | 37.6 | 40.5 |
| JrHs | 37106 | 547 | 4.3 | 13.2 | 31.5 | 51.0 |
| SrHS | 37665 | 486 | 4.8 | 17.5 | 35.9 | 41.8 |
| Total | 74771 | 1033 | 4.6 | 15.4 | 33.7 | 46.3 |

5.32 - Do you feel that using cigars is harmful to your health?

| <i>Grade Level</i> | <i>N of Valid</i> | <i>N of Miss</i> | <i>No Harm</i> | <i>Some Harm</i> | <i>Harmful</i> | <i>Very Harmful</i> |
|--------------------|-------------------|------------------|----------------|------------------|----------------|---------------------|
| 6th | 11660 | 219 | 4.5 | 14.6 | 32.6 | 48.3 |
| 7th | 10288 | 199 | 4.8 | 18.4 | 33.0 | 43.8 |
| 8th | 15065 | 222 | 5.4 | 19.8 | 33.8 | 41.0 |
| 9th | 10166 | 167 | 6.6 | 22.3 | 33.5 | 37.6 |
| 10th | 10979 | 144 | 6.2 | 23.8 | 34.2 | 35.8 |
| 11th | 8423 | 136 | 6.4 | 23.4 | 33.8 | 36.3 |
| 12th | 8040 | 96 | 6.3 | 25.0 | 34.6 | 34.2 |
| JrHs | 37013 | 640 | 4.9 | 17.8 | 33.2 | 44.1 |
| SrHS | 37608 | 543 | 6.4 | 23.6 | 34.0 | 36.1 |
| Total | 74621 | 1183 | 5.7 | 20.7 | 33.6 | 40.0 |

5.33 - Do you feel that using beer is harmful to your health?

| <i>Grade Level</i> | <i>N of Valid</i> | <i>N of Miss</i> | <i>No Harm</i> | <i>Some Harm</i> | <i>Harmful</i> | <i>Very Harmful</i> |
|--------------------|-------------------|------------------|----------------|------------------|----------------|---------------------|
| 6th | 11693 | 186 | 6.3 | 24.2 | 30.1 | 39.3 |
| 7th | 10289 | 198 | 7.7 | 27.5 | 29.6 | 35.2 |
| 8th | 15097 | 190 | 9.3 | 30.5 | 29.1 | 31.2 |
| 9th | 10170 | 163 | 12.3 | 36.2 | 26.4 | 25.1 |
| 10th | 10994 | 129 | 11.4 | 37.7 | 27.0 | 23.9 |
| 11th | 8425 | 134 | 12.5 | 38.7 | 26.4 | 22.5 |
| 12th | 8019 | 117 | 12.1 | 39.8 | 26.9 | 21.2 |
| JrHs | 37079 | 574 | 7.9 | 27.7 | 29.6 | 34.9 |
| SrHS | 37608 | 543 | 12.0 | 37.9 | 26.7 | 23.3 |
| Total | 74687 | 1117 | 10.0 | 32.8 | 28.1 | 29.1 |

5.34 - Do you feel that using wine coolers is harmful to your health?

| <i>Grade Level</i> | <i>N of Valid</i> | <i>N of Miss</i> | <i>No Harm</i> | <i>Some Harm</i> | <i>Harmful</i> | <i>Very Harmful</i> |
|--------------------|-------------------|------------------|----------------|------------------|----------------|---------------------|
| 6th | 11601 | 278 | 14.2 | 32.2 | 25.7 | 27.9 |
| 7th | 10245 | 242 | 17.4 | 35.1 | 23.4 | 24.1 |
| 8th | 15043 | 244 | 21.0 | 36.3 | 22.0 | 20.8 |
| 9th | 10160 | 173 | 26.9 | 39.7 | 17.1 | 16.3 |
| 10th | 10983 | 140 | 25.6 | 40.5 | 18.1 | 15.8 |
| 11th | 8415 | 144 | 25.5 | 41.4 | 17.5 | 15.7 |
| 12th | 8023 | 113 | 23.4 | 42.3 | 18.7 | 15.6 |
| JrHs | 36889 | 764 | 17.9 | 34.7 | 23.5 | 23.9 |
| SrHS | 37581 | 570 | 25.4 | 40.9 | 17.8 | 15.8 |
| Total | 74470 | 1334 | 21.7 | 37.8 | 20.7 | 19.8 |

5.35 - Do you feel that using liquor is harmful to your health?

| <i>Grade Level</i> | <i>N of Valid</i> | <i>N of Miss</i> | <i>No Harm</i> | <i>Some Harm</i> | <i>Harmful</i> | <i>Very Harmful</i> |
|--------------------|-------------------|------------------|----------------|------------------|----------------|---------------------|
| 6th | 11652 | 227 | 4.3 | 13.6 | 31.4 | 50.7 |
| 7th | 10261 | 226 | 5.2 | 17.2 | 32.1 | 45.5 |
| 8th | 15055 | 232 | 6.6 | 20.4 | 32.8 | 40.2 |
| 9th | 10157 | 176 | 9.0 | 25.6 | 31.7 | 33.7 |
| 10th | 10991 | 132 | 8.8 | 27.6 | 32.3 | 31.2 |
| 11th | 8408 | 151 | 9.7 | 29.8 | 31.0 | 29.5 |
| 12th | 8020 | 116 | 9.4 | 30.2 | 31.8 | 28.5 |
| JrHs | 36968 | 685 | 5.5 | 17.4 | 32.2 | 45.0 |
| SrHS | 37576 | 575 | 9.2 | 28.1 | 31.7 | 30.9 |
| Total | 74544 | 1260 | 7.4 | 22.8 | 32.0 | 37.9 |

5.36 - Do you feel that using marijuana is harmful to your health?

| <i>Grade Level</i> | <i>N of Valid</i> | <i>N of Miss</i> | <i>No Harm</i> | <i>Some Harm</i> | <i>Harmful</i> | <i>Very Harmful</i> |
|--------------------|-------------------|------------------|----------------|------------------|----------------|---------------------|
| 6th | 11659 | 220 | 4.3 | 3.1 | 9.2 | 83.3 |
| 7th | 10294 | 193 | 5.1 | 5.0 | 11.4 | 78.6 |
| 8th | 15088 | 199 | 7.8 | 9.2 | 15.2 | 67.9 |
| 9th | 10165 | 168 | 12.1 | 14.0 | 18.0 | 55.9 |
| 10th | 10994 | 129 | 13.1 | 17.5 | 21.3 | 48.2 |
| 11th | 8406 | 153 | 13.8 | 20.3 | 22.2 | 43.7 |
| 12th | 8028 | 108 | 14.0 | 21.6 | 23.9 | 40.6 |
| JrHs | 37041 | 612 | 5.9 | 6.1 | 12.2 | 75.7 |
| SrHS | 37593 | 558 | 13.2 | 18.1 | 21.2 | 47.6 |
| Total | 74634 | 1170 | 9.6 | 12.1 | 16.7 | 61.6 |

5.37 - Do you feel that using cocaine is harmful to your health?

| <i>Grade Level</i> | <i>N of Valid</i> | <i>N of Miss</i> | <i>No Harm</i> | <i>Some Harm</i> | <i>Harmful</i> | <i>Very Harmful</i> |
|--------------------|-------------------|------------------|----------------|------------------|----------------|---------------------|
| 6th | 11677 | 202 | 2.9 | 1.2 | 6.7 | 89.3 |
| 7th | 10302 | 185 | 2.7 | 1.7 | 7.4 | 88.3 |
| 8th | 15076 | 211 | 2.8 | 2.3 | 9.5 | 85.4 |
| 9th | 10162 | 171 | 3.2 | 2.7 | 10.6 | 83.5 |
| 10th | 10987 | 136 | 2.8 | 2.5 | 11.6 | 83.1 |
| 11th | 8432 | 127 | 3.2 | 2.7 | 10.8 | 83.2 |
| 12th | 8029 | 107 | 3.4 | 2.6 | 10.6 | 83.4 |
| JrHs | 37055 | 598 | 2.8 | 1.8 | 8.0 | 87.4 |
| SrHS | 37610 | 541 | 3.1 | 2.6 | 11.0 | 83.3 |
| Total | 74665 | 1139 | 3.0 | 2.2 | 9.5 | 85.3 |

5.38 - Do you feel that using uppers is harmful to your health?

| <i>Grade Level</i> | <i>N of Valid</i> | <i>N of Miss</i> | <i>No Harm</i> | <i>Some Harm</i> | <i>Harmful</i> | <i>Very Harmful</i> |
|--------------------|-------------------|------------------|----------------|------------------|----------------|---------------------|
| 6th | 11274 | 605 | 4.5 | 6.4 | 20.6 | 68.4 |
| 7th | 10185 | 302 | 4.2 | 6.7 | 19.8 | 69.3 |
| 8th | 14981 | 306 | 4.0 | 7.0 | 20.1 | 68.9 |
| 9th | 10139 | 194 | 4.5 | 8.7 | 21.8 | 64.9 |
| 10th | 10984 | 139 | 4.2 | 8.9 | 21.8 | 65.1 |
| 11th | 8418 | 141 | 4.5 | 9.8 | 21.9 | 63.9 |
| 12th | 8023 | 113 | 4.5 | 7.7 | 20.9 | 66.8 |
| JrHs | 36440 | 1213 | 4.2 | 6.8 | 20.2 | 68.9 |
| SrHS | 37564 | 587 | 4.4 | 8.8 | 21.7 | 65.2 |
| Total | 74004 | 1800 | 4.3 | 7.8 | 20.9 | 67.0 |

5.39 - Do you feel that using downers is harmful to your health?

| <i>Grade Level</i> | <i>N of Valid</i> | <i>N of Miss</i> | <i>No Harm</i> | <i>Some Harm</i> | <i>Harmful</i> | <i>Very Harmful</i> |
|--------------------|-------------------|------------------|----------------|------------------|----------------|---------------------|
| 6th | 11245 | 634 | 4.8 | 8.7 | 22.8 | 63.7 |
| 7th | 10158 | 329 | 4.1 | 9.3 | 22.0 | 64.6 |
| 8th | 14985 | 302 | 4.2 | 8.5 | 22.2 | 65.1 |
| 9th | 10127 | 206 | 4.6 | 10.1 | 22.8 | 62.4 |
| 10th | 10976 | 147 | 4.0 | 9.7 | 23.5 | 62.7 |
| 11th | 8408 | 151 | 4.4 | 10.2 | 22.6 | 62.7 |
| 12th | 8024 | 112 | 4.2 | 8.6 | 21.9 | 65.3 |
| JrHs | 36388 | 1265 | 4.4 | 8.8 | 22.3 | 64.5 |
| SrHS | 37535 | 616 | 4.3 | 9.7 | 22.8 | 63.2 |
| Total | 73923 | 1881 | 4.3 | 9.3 | 22.6 | 63.8 |

5.40 - Do you feel that using inhalants is harmful to your health?

| <i>Grade Level</i> | <i>N of Valid</i> | <i>N of Miss</i> | <i>No Harm</i> | <i>Some Harm</i> | <i>Harmful</i> | <i>Very Harmful</i> |
|--------------------|-------------------|------------------|----------------|------------------|----------------|---------------------|
| 6th | 11544 | 335 | 4.9 | 11.0 | 23.7 | 60.4 |
| 7th | 10242 | 245 | 4.4 | 11.2 | 22.5 | 61.9 |
| 8th | 15056 | 231 | 4.5 | 10.5 | 21.1 | 64.0 |
| 9th | 10142 | 191 | 4.7 | 10.8 | 22.0 | 62.6 |
| 10th | 10974 | 149 | 3.9 | 8.7 | 21.1 | 66.3 |
| 11th | 8422 | 137 | 4.0 | 7.7 | 19.6 | 68.7 |
| 12th | 8018 | 118 | 3.8 | 6.3 | 18.7 | 71.2 |
| JrHs | 36842 | 811 | 4.6 | 10.8 | 22.3 | 62.3 |
| SrHS | 37556 | 595 | 4.1 | 8.5 | 20.5 | 66.9 |
| Total | 74398 | 1406 | 4.3 | 9.7 | 21.4 | 64.6 |

5.41 - Do you feel that using hallucinogens is harmful to your health?

| <i>Grade Level</i> | <i>N of Valid</i> | <i>N of Miss</i> | <i>No Harm</i> | <i>Some Harm</i> | <i>Harmful</i> | <i>Very Harmful</i> |
|--------------------|-------------------|------------------|----------------|------------------|----------------|---------------------|
| 6th | 11120 | 759 | 3.7 | 4.3 | 17.3 | 74.6 |
| 7th | 10076 | 411 | 3.2 | 4.4 | 16.2 | 76.3 |
| 8th | 14906 | 381 | 3.3 | 4.2 | 15.1 | 77.3 |
| 9th | 10119 | 214 | 3.8 | 5.1 | 16.2 | 74.8 |
| 10th | 10961 | 162 | 3.6 | 4.8 | 15.8 | 75.8 |
| 11th | 8413 | 146 | 3.9 | 4.8 | 14.8 | 76.5 |
| 12th | 8024 | 112 | 4.1 | 5.0 | 13.1 | 77.8 |
| JrHs | 36102 | 1551 | 3.4 | 4.3 | 16.1 | 76.2 |
| SrHS | 37517 | 634 | 3.8 | 4.9 | 15.1 | 76.1 |
| Total | 73619 | 2185 | 3.6 | 4.6 | 15.6 | 76.1 |

5.42 - Do you feel that using heroin is harmful to your health?

| <i>Grade Level</i> | <i>N of Valid</i> | <i>N of Miss</i> | <i>No Harm</i> | <i>Some Harm</i> | <i>Harmful</i> | <i>Very Harmful</i> |
|--------------------|-------------------|------------------|----------------|------------------|----------------|---------------------|
| 6th | 11396 | 483 | 3.4 | 3.0 | 12.3 | 81.3 |
| 7th | 10203 | 284 | 2.7 | 2.7 | 10.7 | 83.9 |
| 8th | 15021 | 266 | 2.7 | 2.5 | 10.4 | 84.5 |
| 9th | 10155 | 178 | 3.0 | 2.5 | 10.3 | 84.2 |
| 10th | 10980 | 143 | 2.6 | 1.8 | 10.2 | 85.3 |
| 11th | 8412 | 147 | 2.9 | 2.1 | 9.0 | 86.0 |
| 12th | 8025 | 111 | 3.1 | 2.0 | 8.8 | 86.0 |
| JrHs | 36620 | 1033 | 2.9 | 2.7 | 11.1 | 83.3 |
| SrHS | 37572 | 579 | 2.9 | 2.1 | 9.7 | 85.3 |
| Total | 74192 | 1612 | 2.9 | 2.4 | 10.4 | 84.3 |

5.43 - Do you feel that using steroids is harmful to your health?

| <i>Grade Level</i> | <i>N of Valid</i> | <i>N of Miss</i> | <i>No Harm</i> | <i>Some Harm</i> | <i>Harmful</i> | <i>Very Harmful</i> |
|--------------------|-------------------|------------------|----------------|------------------|----------------|---------------------|
| 6th | 11513 | 366 | 4.9 | 10.8 | 25.3 | 59.0 |
| 7th | 10214 | 273 | 4.6 | 11.7 | 26.9 | 56.8 |
| 8th | 15018 | 269 | 4.1 | 12.2 | 27.2 | 56.5 |
| 9th | 10120 | 213 | 4.2 | 12.7 | 27.8 | 55.2 |
| 10th | 10967 | 156 | 3.8 | 10.7 | 27.5 | 58.1 |
| 11th | 8405 | 154 | 3.6 | 9.8 | 26.3 | 60.4 |
| 12th | 8014 | 122 | 3.8 | 9.0 | 25.2 | 62.0 |
| JrHs | 36745 | 908 | 4.5 | 11.6 | 26.5 | 57.4 |
| SrHS | 37506 | 645 | 3.8 | 10.7 | 26.8 | 58.7 |
| Total | 74251 | 1553 | 4.2 | 11.1 | 26.7 | 58.0 |

5.4. Within The Past Year How Often Have You Used

5.44 - Within the past year how often have you smoked cigarettes?

| <i>Grade Level</i> | <i>N of Valid</i> | <i>N of Miss</i> | <i>Did Not Use</i> | <i>1/yr</i> | <i>6/yr</i> | <i>1/mo</i> | <i>2/mo</i> | <i>1/wk</i> | <i>3/wk</i> | <i>Every Day</i> |
|--------------------|-------------------|------------------|--------------------|-------------|-------------|-------------|-------------|-------------|-------------|------------------|
| 6th | 11729 | 150 | 89.7 | 5.3 | 1.0 | 0.6 | 0.5 | 0.6 | 0.8 | 1.4 |
| 7th | 10372 | 115 | 82.4 | 7.7 | 2.2 | 1.1 | 1.0 | 1.3 | 1.6 | 2.7 |
| 8th | 15164 | 123 | 73.2 | 9.5 | 3.4 | 1.7 | 1.6 | 2.1 | 3.0 | 5.5 |
| 9th | 10224 | 109 | 63.9 | 10.5 | 4.7 | 2.0 | 2.2 | 2.6 | 3.8 | 10.2 |
| 10th | 11043 | 80 | 59.5 | 9.1 | 5.4 | 2.4 | 2.7 | 2.7 | 4.0 | 14.1 |
| 11th | 8483 | 76 | 55.5 | 9.1 | 5.2 | 2.5 | 2.5 | 3.2 | 4.1 | 17.9 |
| 12th | 8060 | 76 | 51.9 | 7.5 | 5.1 | 2.6 | 2.6 | 2.7 | 4.5 | 23.1 |
| JrHs | 37265 | 388 | 80.9 | 7.7 | 2.3 | 1.2 | 1.1 | 1.4 | 1.9 | 3.4 |
| SrHS | 37810 | 341 | 58.2 | 9.1 | 5.1 | 2.4 | 2.5 | 2.8 | 4.1 | 15.8 |
| Total | 75075 | 729 | 69.5 | 8.4 | 3.7 | 1.8 | 1.8 | 2.1 | 3.0 | 9.7 |

5.45 - Within the past year how often have you used smokeless tobacco?

| <i>Grade Level</i> | <i>N of Valid</i> | <i>N of Miss</i> | <i>Did Not Use</i> | <i>1/yr</i> | <i>6/yr</i> | <i>1/mo</i> | <i>2/mo</i> | <i>1/wk</i> | <i>3/wk</i> | <i>Every Day</i> |
|--------------------|-------------------|------------------|--------------------|-------------|-------------|-------------|-------------|-------------|-------------|------------------|
| 6th | 11715 | 164 | 96.9 | 1.2 | 0.3 | 0.2 | 0.2 | 0.2 | 0.2 | 0.8 |
| 7th | 10345 | 142 | 95.2 | 2.2 | 0.6 | 0.3 | 0.3 | 0.3 | 0.5 | 0.6 |
| 8th | 15146 | 141 | 92.2 | 3.0 | 0.9 | 0.6 | 0.5 | 0.7 | 0.8 | 1.2 |
| 9th | 10207 | 126 | 90.6 | 3.1 | 1.3 | 0.8 | 0.7 | 0.7 | 0.9 | 1.9 |
| 10th | 11036 | 87 | 87.6 | 4.0 | 1.7 | 1.0 | 0.9 | 1.0 | 1.2 | 2.7 |
| 11th | 8472 | 87 | 86.2 | 4.3 | 1.9 | 1.0 | 0.9 | 0.9 | 1.3 | 3.6 |
| 12th | 8056 | 80 | 85.0 | 4.2 | 2.2 | 1.1 | 1.0 | 1.2 | 1.2 | 4.1 |
| JrHs | 37206 | 447 | 94.5 | 2.2 | 0.6 | 0.4 | 0.3 | 0.4 | 0.5 | 0.9 |
| SrHS | 37771 | 380 | 87.5 | 3.9 | 1.7 | 0.9 | 0.9 | 0.9 | 1.1 | 3.0 |
| Total | 74977 | 827 | 91.0 | 3.0 | 1.2 | 0.7 | 0.6 | 0.7 | 0.8 | 2.0 |

5.46 - Within the past year how often have you smoked cigars?

| <i>Grade Level</i> | <i>N of Valid</i> | <i>N of Miss</i> | <i>Did Not Use</i> | <i>1/yr</i> | <i>6/yr</i> | <i>1/mo</i> | <i>2/mo</i> | <i>1/wk</i> | <i>3/wk</i> | <i>Every Day</i> |
|--------------------|-------------------|------------------|--------------------|-------------|-------------|-------------|-------------|-------------|-------------|------------------|
| 6th | 11689 | 190 | 95.6 | 2.2 | 0.5 | 0.3 | 0.3 | 0.2 | 0.2 | 0.7 |
| 7th | 10326 | 161 | 92.3 | 4.2 | 0.9 | 0.5 | 0.5 | 0.6 | 0.5 | 0.6 |
| 8th | 15094 | 193 | 87.6 | 6.0 | 1.9 | 1.2 | 0.9 | 1.0 | 0.7 | 0.8 |
| 9th | 10176 | 157 | 82.0 | 7.4 | 3.3 | 1.8 | 1.6 | 1.6 | 1.0 | 1.3 |
| 10th | 11000 | 123 | 77.1 | 8.7 | 4.7 | 2.6 | 2.5 | 1.9 | 1.1 | 1.4 |
| 11th | 8432 | 127 | 72.7 | 10.1 | 6.5 | 3.3 | 2.6 | 1.7 | 1.1 | 1.9 |
| 12th | 8022 | 114 | 67.9 | 11.5 | 7.4 | 4.0 | 3.3 | 2.1 | 1.6 | 2.2 |
| JrHs | 37109 | 544 | 91.4 | 4.3 | 1.2 | 0.7 | 0.6 | 0.6 | 0.5 | 0.7 |
| SrHS | 37630 | 521 | 75.5 | 9.3 | 5.3 | 2.9 | 2.4 | 1.8 | 1.2 | 1.6 |
| Total | 74739 | 1065 | 83.4 | 6.8 | 3.2 | 1.8 | 1.5 | 1.2 | 0.8 | 1.2 |

5.47 - Within the past year how often have you drunk beer?

| <i>Grade Level</i> | <i>N of Valid</i> | <i>N of Miss</i> | <i>Did Not Use</i> | <i>1/yr</i> | <i>6/yr</i> | <i>1/mo</i> | <i>2/mo</i> | <i>1/wk</i> | <i>3/wk</i> | <i>Every Day</i> |
|--------------------|-------------------|------------------|--------------------|-------------|-------------|-------------|-------------|-------------|-------------|------------------|
| 6th | 11674 | 205 | 85.5 | 9.3 | 1.9 | 0.8 | 0.6 | 0.7 | 0.4 | 0.8 |
| 7th | 10317 | 170 | 77.8 | 12.4 | 3.5 | 1.8 | 1.3 | 1.4 | 1.0 | 0.7 |
| 8th | 15102 | 185 | 66.1 | 15.1 | 6.2 | 3.3 | 3.4 | 2.9 | 1.9 | 1.2 |
| 9th | 10174 | 159 | 53.3 | 15.1 | 8.9 | 5.6 | 6.1 | 6.2 | 2.9 | 1.8 |
| 10th | 11001 | 122 | 47.1 | 13.8 | 10.2 | 6.5 | 8.4 | 8.1 | 3.9 | 1.9 |
| 11th | 8445 | 114 | 41.2 | 12.9 | 11.0 | 7.1 | 9.7 | 10.8 | 4.9 | 2.4 |
| 12th | 8043 | 93 | 37.6 | 11.3 | 10.9 | 8.3 | 10.8 | 12.3 | 6.1 | 2.6 |
| JrHs | 37093 | 560 | 75.5 | 12.5 | 4.1 | 2.1 | 1.9 | 1.8 | 1.2 | 0.9 |
| SrHS | 37663 | 488 | 45.5 | 13.4 | 10.2 | 6.8 | 8.6 | 9.1 | 4.3 | 2.1 |
| Total | 74756 | 1048 | 60.3 | 13.0 | 7.2 | 4.4 | 5.3 | 5.5 | 2.8 | 1.5 |

5.48 - Within the past year how often have you drunk wine coolers?

| <i>Grade Level</i> | <i>N of Valid</i> | <i>N of Miss</i> | <i>Did Not Use</i> | <i>1/yr</i> | <i>6/yr</i> | <i>1/mo</i> | <i>2/mo</i> | <i>1/wk</i> | <i>3/wk</i> | <i>Every Day</i> |
|--------------------|-------------------|------------------|--------------------|-------------|-------------|-------------|-------------|-------------|-------------|------------------|
| 6th | 11669 | 210 | 82.5 | 11.8 | 2.0 | 1.0 | 0.7 | 0.6 | 0.4 | 0.9 |
| 7th | 10307 | 180 | 74.0 | 15.1 | 4.0 | 2.1 | 1.4 | 1.4 | 1.2 | 0.8 |
| 8th | 15091 | 196 | 64.1 | 17.8 | 6.6 | 3.3 | 2.9 | 2.3 | 1.7 | 1.3 |
| 9th | 10176 | 157 | 52.9 | 19.0 | 9.1 | 5.7 | 5.4 | 4.2 | 2.2 | 1.5 |
| 10th | 11002 | 121 | 51.0 | 16.9 | 10.8 | 6.7 | 6.5 | 4.6 | 2.0 | 1.6 |
| 11th | 8438 | 121 | 46.7 | 17.3 | 11.6 | 7.2 | 7.5 | 5.6 | 2.3 | 1.8 |
| 12th | 8027 | 109 | 45.6 | 16.7 | 12.4 | 7.9 | 8.2 | 5.6 | 1.8 | 1.8 |
| JrHs | 37067 | 586 | 72.6 | 15.2 | 4.4 | 2.2 | 1.8 | 1.5 | 1.2 | 1.0 |
| SrHS | 37643 | 508 | 49.4 | 17.5 | 10.9 | 6.8 | 6.8 | 4.9 | 2.1 | 1.7 |
| Total | 74710 | 1094 | 60.9 | 16.3 | 7.7 | 4.5 | 4.3 | 3.2 | 1.6 | 1.3 |

5.49 - Within the past year how often have you drunk liquor?

| <i>Grade Level</i> | <i>N of Valid</i> | <i>N of Miss</i> | <i>Did Not Use</i> | <i>1/yr</i> | <i>6/yr</i> | <i>1/mo</i> | <i>2/mo</i> | <i>1/wk</i> | <i>3/wk</i> | <i>Every Day</i> |
|--------------------|-------------------|------------------|--------------------|-------------|-------------|-------------|-------------|-------------|-------------|------------------|
| 6th | 11661 | 218 | 92.5 | 4.5 | 0.9 | 0.5 | 0.4 | 0.3 | 0.3 | 0.7 |
| 7th | 10296 | 191 | 85.2 | 8.2 | 2.1 | 1.3 | 0.9 | 0.9 | 0.8 | 0.7 |
| 8th | 15071 | 216 | 73.3 | 12.3 | 4.5 | 2.6 | 2.6 | 2.1 | 1.5 | 1.2 |
| 9th | 10152 | 181 | 57.5 | 14.6 | 7.4 | 5.5 | 5.4 | 4.8 | 2.9 | 1.8 |
| 10th | 10995 | 128 | 49.4 | 14.0 | 9.8 | 6.8 | 7.8 | 7.3 | 3.0 | 1.9 |
| 11th | 8442 | 117 | 41.3 | 14.0 | 11.5 | 7.9 | 9.8 | 9.5 | 3.7 | 2.3 |
| 12th | 8024 | 112 | 37.5 | 13.1 | 12.4 | 9.7 | 11.6 | 10.0 | 3.4 | 2.4 |
| JrHs | 37028 | 625 | 82.7 | 8.7 | 2.7 | 1.6 | 1.4 | 1.2 | 0.9 | 0.9 |
| SrHS | 37613 | 538 | 47.2 | 14.0 | 10.1 | 7.3 | 8.4 | 7.7 | 3.2 | 2.1 |
| Total | 74641 | 1163 | 64.8 | 11.3 | 6.4 | 4.5 | 4.9 | 4.5 | 2.1 | 1.5 |

5.50 - Within the past year how often have you smoked marijuana?

| <i>Grade Level</i> | <i>N of Valid</i> | <i>N of Miss</i> | <i>Did Not Use</i> | <i>1/yr</i> | <i>6/yr</i> | <i>1/mo</i> | <i>2/mo</i> | <i>1/wk</i> | <i>3/wk</i> | <i>Every Day</i> |
|--------------------|-------------------|------------------|--------------------|-------------|-------------|-------------|-------------|-------------|-------------|------------------|
| 6th | 11649 | 230 | 96.4 | 1.4 | 0.3 | 0.3 | 0.3 | 0.3 | 0.3 | 0.9 |
| 7th | 10293 | 194 | 92.5 | 2.6 | 0.9 | 0.5 | 0.7 | 0.8 | 0.9 | 1.0 |
| 8th | 15066 | 221 | 85.0 | 4.6 | 1.7 | 1.3 | 1.4 | 1.6 | 1.9 | 2.4 |
| 9th | 10153 | 180 | 75.1 | 6.4 | 3.2 | 2.0 | 2.4 | 3.0 | 3.4 | 4.4 |
| 10th | 10989 | 134 | 68.5 | 6.6 | 4.3 | 3.0 | 3.6 | 4.0 | 4.5 | 5.5 |
| 11th | 8447 | 112 | 64.0 | 7.8 | 5.2 | 3.6 | 3.6 | 3.9 | 4.9 | 7.1 |
| 12th | 8030 | 106 | 61.0 | 8.8 | 5.9 | 3.7 | 3.8 | 3.9 | 4.5 | 8.3 |
| JrHs | 37008 | 645 | 90.7 | 3.0 | 1.0 | 0.8 | 0.9 | 1.0 | 1.1 | 1.5 |
| SrHS | 37619 | 532 | 67.7 | 7.3 | 4.5 | 3.0 | 3.3 | 3.7 | 4.3 | 6.2 |
| Total | 74627 | 1177 | 79.1 | 5.2 | 2.8 | 1.9 | 2.1 | 2.3 | 2.7 | 3.9 |

5.51 - Within the past year how often have you used cocaine?

| <i>Grade Level</i> | <i>N of Valid</i> | <i>N of Miss</i> | <i>Did Not Use</i> | <i>1/yr</i> | <i>6/yr</i> | <i>1/mo</i> | <i>2/mo</i> | <i>1/wk</i> | <i>3/wk</i> | <i>Every Day</i> |
|--------------------|-------------------|------------------|--------------------|-------------|-------------|-------------|-------------|-------------|-------------|------------------|
| 6th | 11637 | 242 | 98.6 | 0.3 | 0.1 | 0.1 | 0.1 | 0.1 | 0.1 | 0.6 |
| 7th | 10292 | 195 | 98.2 | 0.7 | 0.2 | 0.1 | 0.1 | 0.2 | 0.1 | 0.4 |
| 8th | 15075 | 212 | 97.2 | 0.9 | 0.3 | 0.2 | 0.3 | 0.3 | 0.2 | 0.7 |
| 9th | 10161 | 172 | 96.2 | 1.2 | 0.5 | 0.3 | 0.5 | 0.2 | 0.2 | 0.9 |
| 10th | 10975 | 148 | 95.3 | 1.4 | 0.7 | 0.5 | 0.4 | 0.4 | 0.3 | 1.1 |
| 11th | 8445 | 114 | 93.9 | 2.0 | 0.7 | 0.5 | 0.6 | 0.4 | 0.4 | 1.6 |
| 12th | 8035 | 101 | 92.1 | 2.4 | 1.3 | 0.6 | 1.0 | 0.5 | 0.5 | 1.6 |
| JrHs | 37004 | 649 | 97.9 | 0.6 | 0.2 | 0.2 | 0.2 | 0.2 | 0.1 | 0.6 |
| SrHS | 37616 | 535 | 94.5 | 1.7 | 0.7 | 0.5 | 0.6 | 0.4 | 0.3 | 1.2 |
| Total | 74620 | 1184 | 96.2 | 1.2 | 0.5 | 0.3 | 0.4 | 0.3 | 0.2 | 0.9 |

5.52 - Within the past year how often have you used uppers?

| <i>Grade Level</i> | <i>N of Valid</i> | <i>N of Miss</i> | <i>Did Not Use</i> | <i>1/yr</i> | <i>6/yr</i> | <i>1/mo</i> | <i>2/mo</i> | <i>1/wk</i> | <i>3/wk</i> | <i>Every Day</i> |
|--------------------|-------------------|------------------|--------------------|-------------|-------------|-------------|-------------|-------------|-------------|------------------|
| 6th | 11506 | 373 | 98.3 | 0.5 | 0.1 | 0.1 | 0.1 | 0.1 | 0.1 | 0.7 |
| 7th | 10253 | 234 | 97.6 | 0.9 | 0.3 | 0.2 | 0.2 | 0.2 | 0.1 | 0.4 |
| 8th | 15056 | 231 | 95.8 | 1.3 | 0.7 | 0.5 | 0.3 | 0.3 | 0.3 | 0.8 |
| 9th | 10134 | 199 | 93.0 | 2.0 | 1.0 | 0.9 | 0.8 | 0.6 | 0.5 | 1.2 |
| 10th | 10971 | 152 | 90.9 | 2.2 | 1.7 | 1.0 | 1.1 | 1.0 | 0.8 | 1.3 |
| 11th | 8409 | 150 | 88.3 | 2.9 | 2.0 | 1.6 | 1.3 | 1.2 | 0.7 | 2.1 |
| 12th | 8028 | 108 | 87.7 | 2.4 | 2.8 | 1.5 | 1.5 | 1.3 | 0.8 | 2.0 |
| JrHs | 36815 | 838 | 97.1 | 0.9 | 0.4 | 0.3 | 0.2 | 0.2 | 0.2 | 0.7 |
| SrHS | 37542 | 609 | 90.2 | 2.3 | 1.8 | 1.2 | 1.2 | 1.0 | 0.7 | 1.6 |
| Total | 74357 | 1447 | 93.6 | 1.6 | 1.1 | 0.8 | 0.7 | 0.6 | 0.5 | 1.1 |

5.53 - Within the past year how often have you used downers?

| <i>Grade Level</i> | <i>N of Valid</i> | <i>N of Miss</i> | <i>Did Not Use</i> | <i>1/yr</i> | <i>6/yr</i> | <i>1/mo</i> | <i>2/mo</i> | <i>1/wk</i> | <i>3/wk</i> | <i>Every Day</i> |
|--------------------|-------------------|------------------|--------------------|-------------|-------------|-------------|-------------|-------------|-------------|------------------|
| 6th | 11475 | 404 | 98.4 | 0.5 | 0.1 | 0.1 | 0.1 | 0.1 | 0.0 | 0.6 |
| 7th | 10239 | 248 | 97.9 | 0.7 | 0.2 | 0.1 | 0.3 | 0.2 | 0.2 | 0.4 |
| 8th | 15023 | 264 | 96.4 | 1.0 | 0.5 | 0.4 | 0.4 | 0.3 | 0.2 | 0.7 |
| 9th | 10132 | 201 | 94.6 | 1.4 | 0.7 | 0.7 | 0.7 | 0.5 | 0.3 | 1.1 |
| 10th | 10979 | 144 | 92.5 | 1.9 | 1.4 | 0.7 | 1.0 | 0.7 | 0.6 | 1.3 |
| 11th | 8422 | 137 | 91.2 | 2.0 | 1.6 | 1.3 | 0.9 | 0.8 | 0.6 | 1.5 |
| 12th | 8011 | 125 | 90.2 | 2.0 | 1.9 | 1.3 | 1.3 | 1.1 | 0.6 | 1.8 |
| JrHs | 36737 | 916 | 97.5 | 0.8 | 0.3 | 0.2 | 0.2 | 0.2 | 0.2 | 0.6 |
| SrHS | 37544 | 607 | 92.3 | 1.8 | 1.3 | 0.9 | 0.9 | 0.8 | 0.5 | 1.4 |
| Total | 74281 | 1523 | 94.8 | 1.3 | 0.8 | 0.6 | 0.6 | 0.5 | 0.3 | 1.0 |

5.54 - Within the past year how often have you used inhalants?

| <i>Grade Level</i> | <i>N of Valid</i> | <i>N of Miss</i> | <i>Did Not Use</i> | <i>1/yr</i> | <i>6/yr</i> | <i>1/mo</i> | <i>2/mo</i> | <i>1/wk</i> | <i>3/wk</i> | <i>Every Day</i> |
|--------------------|-------------------|------------------|--------------------|-------------|-------------|-------------|-------------|-------------|-------------|------------------|
| 6th | 11553 | 326 | 96.2 | 1.9 | 0.5 | 0.2 | 0.1 | 0.2 | 0.2 | 0.7 |
| 7th | 10268 | 219 | 94.5 | 2.7 | 0.8 | 0.4 | 0.4 | 0.4 | 0.3 | 0.5 |
| 8th | 15059 | 228 | 93.3 | 3.0 | 1.0 | 0.6 | 0.4 | 0.5 | 0.4 | 0.9 |
| 9th | 10127 | 206 | 93.8 | 2.4 | 1.0 | 0.8 | 0.5 | 0.4 | 0.3 | 0.8 |
| 10th | 10952 | 171 | 94.7 | 2.0 | 0.8 | 0.4 | 0.5 | 0.3 | 0.3 | 0.9 |
| 11th | 8407 | 152 | 94.9 | 1.6 | 0.7 | 0.6 | 0.4 | 0.2 | 0.3 | 1.2 |
| 12th | 8009 | 127 | 94.4 | 1.8 | 0.8 | 0.5 | 0.4 | 0.5 | 0.3 | 1.4 |
| JrHs | 36880 | 773 | 94.6 | 2.6 | 0.8 | 0.4 | 0.3 | 0.4 | 0.3 | 0.7 |
| SrHS | 37495 | 656 | 94.4 | 2.0 | 0.8 | 0.6 | 0.5 | 0.4 | 0.3 | 1.1 |
| Total | 74375 | 1429 | 94.5 | 2.3 | 0.8 | 0.5 | 0.4 | 0.4 | 0.3 | 0.9 |

5.55 - Within the past year how often have you used hallucinogens?

| <i>Grade Level</i> | <i>N of Valid</i> | <i>N of Miss</i> | <i>Did Not Use</i> | <i>1/yr</i> | <i>6/yr</i> | <i>1/mo</i> | <i>2/mo</i> | <i>1/wk</i> | <i>3/wk</i> | <i>Every Day</i> |
|--------------------|-------------------|------------------|--------------------|-------------|-------------|-------------|-------------|-------------|-------------|------------------|
| 6th | 11429 | 450 | 98.7 | 0.3 | 0.1 | 0.1 | 0.1 | 0.1 | 0.1 | 0.6 |
| 7th | 10207 | 280 | 98.2 | 0.5 | 0.2 | 0.3 | 0.1 | 0.2 | 0.1 | 0.4 |
| 8th | 14998 | 289 | 96.9 | 0.9 | 0.5 | 0.3 | 0.3 | 0.3 | 0.2 | 0.6 |
| 9th | 10094 | 239 | 94.8 | 1.6 | 0.8 | 0.6 | 0.7 | 0.4 | 0.3 | 0.9 |
| 10th | 10942 | 181 | 92.9 | 2.3 | 1.3 | 0.8 | 0.7 | 0.6 | 0.3 | 1.1 |
| 11th | 8399 | 160 | 90.9 | 2.9 | 1.8 | 1.0 | 1.0 | 0.7 | 0.3 | 1.4 |
| 12th | 8003 | 133 | 88.7 | 3.3 | 2.6 | 1.3 | 1.3 | 0.8 | 0.5 | 1.4 |
| JrHs | 36634 | 1019 | 97.8 | 0.6 | 0.3 | 0.2 | 0.2 | 0.2 | 0.1 | 0.5 |
| SrHS | 37438 | 713 | 92.1 | 2.5 | 1.6 | 0.9 | 0.9 | 0.6 | 0.3 | 1.2 |
| Total | 74072 | 1732 | 94.9 | 1.6 | 0.9 | 0.6 | 0.5 | 0.4 | 0.2 | 0.9 |

5.56 - Within the past year how often have you used heroin?

| <i>Grade Level</i> | <i>N of Valid</i> | <i>N of Miss</i> | <i>Did Not Use</i> | <i>1/yr</i> | <i>6/yr</i> | <i>1/mo</i> | <i>2/mo</i> | <i>1/wk</i> | <i>3/wk</i> | <i>Every Day</i> |
|--------------------|-------------------|------------------|--------------------|-------------|-------------|-------------|-------------|-------------|-------------|------------------|
| 6th | 11493 | 386 | 98.8 | 0.2 | 0.1 | 0.1 | 0.1 | 0.1 | 0.1 | 0.6 |
| 7th | 10217 | 270 | 98.6 | 0.5 | 0.2 | 0.1 | 0.1 | 0.1 | 0.1 | 0.4 |
| 8th | 15005 | 282 | 98.0 | 0.5 | 0.2 | 0.2 | 0.2 | 0.1 | 0.1 | 0.6 |
| 9th | 10080 | 253 | 97.7 | 0.5 | 0.3 | 0.2 | 0.2 | 0.2 | 0.1 | 0.8 |
| 10th | 10953 | 170 | 97.0 | 0.8 | 0.4 | 0.4 | 0.1 | 0.2 | 0.2 | 0.9 |
| 11th | 8410 | 149 | 96.4 | 0.8 | 0.4 | 0.2 | 0.3 | 0.2 | 0.2 | 1.4 |
| 12th | 8018 | 118 | 95.6 | 1.2 | 0.5 | 0.4 | 0.3 | 0.3 | 0.3 | 1.4 |
| JrHs | 36715 | 938 | 98.4 | 0.4 | 0.2 | 0.1 | 0.1 | 0.1 | 0.1 | 0.6 |
| SrHS | 37461 | 690 | 96.8 | 0.8 | 0.4 | 0.3 | 0.2 | 0.2 | 0.2 | 1.1 |
| Total | 74176 | 1628 | 97.6 | 0.6 | 0.3 | 0.2 | 0.2 | 0.2 | 0.1 | 0.8 |

5.57 - Within the past year how often have you used steroids?

| <i>Grade Level</i> | <i>N of Valid</i> | <i>N of Miss</i> | <i>Did Not Use</i> | <i>1/yr</i> | <i>6/yr</i> | <i>1/mo</i> | <i>2/mo</i> | <i>1/wk</i> | <i>3/wk</i> | <i>Every Day</i> |
|--------------------|-------------------|------------------|--------------------|-------------|-------------|-------------|-------------|-------------|-------------|------------------|
| 6th | 11498 | 381 | 98.1 | 0.7 | 0.2 | 0.1 | 0.1 | 0.1 | 0.1 | 0.7 |
| 7th | 10210 | 277 | 97.6 | 1.0 | 0.4 | 0.1 | 0.1 | 0.2 | 0.2 | 0.5 |
| 8th | 14990 | 297 | 96.9 | 1.1 | 0.4 | 0.2 | 0.2 | 0.2 | 0.2 | 0.9 |
| 9th | 10078 | 255 | 96.8 | 1.0 | 0.4 | 0.3 | 0.2 | 0.2 | 0.2 | 1.0 |
| 10th | 10944 | 179 | 96.7 | 0.9 | 0.4 | 0.3 | 0.2 | 0.2 | 0.2 | 1.0 |
| 11th | 8393 | 166 | 96.1 | 0.9 | 0.4 | 0.3 | 0.3 | 0.3 | 0.3 | 1.5 |
| 12th | 7998 | 138 | 96.0 | 0.8 | 0.4 | 0.2 | 0.4 | 0.3 | 0.3 | 1.6 |
| JrHs | 36698 | 955 | 97.4 | 0.9 | 0.3 | 0.2 | 0.1 | 0.2 | 0.1 | 0.7 |
| SrHS | 37413 | 738 | 96.5 | 0.9 | 0.4 | 0.3 | 0.2 | 0.2 | 0.2 | 1.2 |
| Total | 74111 | 1693 | 97.0 | 0.9 | 0.4 | 0.2 | 0.2 | 0.2 | 0.2 | 1.0 |

5.58 - Within the past year how often have you used tobacco?

| <i>Grade Level</i> | <i>N of Valid</i> | <i>N of Miss</i> | <i>Did Not Use</i> | <i>1/yr</i> | <i>6/yr</i> | <i>1/mo</i> | <i>2/mo</i> | <i>1/wk</i> | <i>3/wk</i> | <i>Every Day</i> |
|--------------------|-------------------|------------------|--------------------|-------------|-------------|-------------|-------------|-------------|-------------|------------------|
| 6th | 11781 | 98 | 88.0 | 6.2 | 1.3 | 0.7 | 0.6 | 0.7 | 0.9 | 1.6 |
| 7th | 10404 | 83 | 79.4 | 9.1 | 2.5 | 1.3 | 1.2 | 1.4 | 1.9 | 3.1 |
| 8th | 15217 | 70 | 69.6 | 10.6 | 4.1 | 2.1 | 1.8 | 2.4 | 3.4 | 6.0 |
| 9th | 10257 | 76 | 59.2 | 11.6 | 5.7 | 2.5 | 2.7 | 3.1 | 4.1 | 11.2 |
| 10th | 11077 | 46 | 53.8 | 10.2 | 6.6 | 3.0 | 3.1 | 3.2 | 4.4 | 15.6 |
| 11th | 8509 | 50 | 49.2 | 10.0 | 6.7 | 3.0 | 3.0 | 3.5 | 4.5 | 20.0 |
| 12th | 8088 | 48 | 44.4 | 8.9 | 6.8 | 3.3 | 3.0 | 3.1 | 5.1 | 25.2 |
| JrHs | 37402 | 251 | 78.1 | 8.8 | 2.8 | 1.4 | 1.3 | 1.6 | 2.2 | 3.8 |
| SrHS | 37931 | 220 | 52.2 | 10.3 | 6.5 | 2.9 | 2.9 | 3.2 | 4.5 | 17.5 |
| Total | 75333 | 471 | 65.1 | 9.5 | 4.6 | 2.2 | 2.1 | 2.4 | 3.3 | 10.7 |

5.59 - Within the past year how often have you drunk alcohol?

| <i>Grade Level</i> | <i>N of Valid</i> | <i>N of Miss</i> | <i>Did Not Use</i> | <i>1/yr</i> | <i>6/yr</i> | <i>1/mo</i> | <i>2/mo</i> | <i>1/wk</i> | <i>3/wk</i> | <i>Every Day</i> |
|--------------------|-------------------|------------------|--------------------|-------------|-------------|-------------|-------------|-------------|-------------|------------------|
| 6th | 11757 | 122 | 76.0 | 15.9 | 2.9 | 1.4 | 1.0 | 0.8 | 0.7 | 1.1 |
| 7th | 10382 | 105 | 65.7 | 19.9 | 5.2 | 2.5 | 1.9 | 2.0 | 1.6 | 1.3 |
| 8th | 15190 | 97 | 52.3 | 21.9 | 8.9 | 4.0 | 4.4 | 3.8 | 2.7 | 1.9 |
| 9th | 10237 | 96 | 39.2 | 20.6 | 11.7 | 6.8 | 7.6 | 7.5 | 4.2 | 2.5 |
| 10th | 11064 | 59 | 34.5 | 17.5 | 13.3 | 7.9 | 9.5 | 9.9 | 4.9 | 2.6 |
| 11th | 8501 | 58 | 28.5 | 16.3 | 14.0 | 8.3 | 11.1 | 12.5 | 6.0 | 3.2 |
| 12th | 8076 | 60 | 25.4 | 14.3 | 13.9 | 9.4 | 12.9 | 14.1 | 6.9 | 3.2 |
| JrHs | 37329 | 324 | 63.5 | 19.5 | 6.0 | 2.8 | 2.6 | 2.4 | 1.8 | 1.5 |
| SrHS | 37878 | 273 | 32.5 | 17.4 | 13.1 | 8.0 | 10.1 | 10.7 | 5.4 | 2.8 |
| Total | 75207 | 597 | 47.9 | 18.4 | 9.6 | 5.4 | 6.4 | 6.6 | 3.6 | 2.1 |

5.60 - Within the past year how often have you used illicit drugs?

| <i>Grade Level</i> | <i>N of Valid</i> | <i>N of Miss</i> | <i>Did Not Use</i> | <i>1/yr</i> | <i>6/yr</i> | <i>1/mo</i> | <i>2/mo</i> | <i>1/wk</i> | <i>3/wk</i> | <i>Every Day</i> |
|--------------------|-------------------|------------------|--------------------|-------------|-------------|-------------|-------------|-------------|-------------|------------------|
| 6th | 11755 | 124 | 92.8 | 3.2 | 0.8 | 0.5 | 0.4 | 0.5 | 0.5 | 1.4 |
| 7th | 10390 | 97 | 87.8 | 4.8 | 1.6 | 0.8 | 0.9 | 1.1 | 1.2 | 1.7 |
| 8th | 15200 | 87 | 80.2 | 6.6 | 2.5 | 1.6 | 1.7 | 1.9 | 2.2 | 3.3 |
| 9th | 10244 | 89 | 71.3 | 7.8 | 3.8 | 2.2 | 2.6 | 3.2 | 3.7 | 5.4 |
| 10th | 11063 | 60 | 65.6 | 7.4 | 4.7 | 3.0 | 3.7 | 4.2 | 4.9 | 6.5 |
| 11th | 8503 | 56 | 61.1 | 8.3 | 5.2 | 3.7 | 3.8 | 4.1 | 5.1 | 8.6 |
| 12th | 8080 | 56 | 58.6 | 8.6 | 6.2 | 3.8 | 4.0 | 4.3 | 5.0 | 9.6 |
| JrHs | 37345 | 308 | 86.3 | 5.0 | 1.7 | 1.0 | 1.0 | 1.2 | 1.4 | 2.3 |
| SrHS | 37890 | 261 | 64.7 | 8.0 | 4.9 | 3.1 | 3.5 | 3.9 | 4.6 | 7.3 |
| Total | 75235 | 569 | 75.4 | 6.5 | 3.3 | 2.1 | 2.3 | 2.6 | 3.0 | 4.8 |

5.5. How Many of Your Friends

5.61 - How many of your friends smoke cigarettes?

| <i>Grade Level</i> | <i>N of Valid</i> | <i>N of Miss</i> | <i>None</i> | <i>A Few</i> | <i>Several</i> | <i>Most</i> |
|--------------------|-------------------|------------------|-------------|--------------|----------------|-------------|
| 6th | 11650 | 229 | 70.3 | 23.6 | 3.5 | 2.6 |
| 7th | 10294 | 193 | 54.5 | 33.1 | 7.3 | 5.1 |
| 8th | 15067 | 220 | 37.0 | 39.9 | 13.4 | 9.7 |
| 9th | 10145 | 188 | 20.9 | 42.3 | 20.7 | 16.2 |
| 10th | 10968 | 155 | 16.0 | 40.4 | 24.5 | 19.1 |
| 11th | 8422 | 137 | 12.4 | 37.1 | 26.3 | 24.2 |
| 12th | 8001 | 135 | 10.4 | 34.1 | 28.4 | 27.1 |
| JrHs | 37011 | 642 | 52.4 | 32.9 | 8.6 | 6.2 |
| SrHS | 37536 | 615 | 15.3 | 38.8 | 24.7 | 21.2 |
| Total | 74547 | 1257 | 33.7 | 35.9 | 16.7 | 13.7 |

5.62 - How many of your friends use smokeless tobacco?

| <i>Grade Level</i> | <i>N of Valid</i> | <i>N of Miss</i> | <i>None</i> | <i>A Few</i> | <i>Several</i> | <i>Most</i> |
|--------------------|-------------------|------------------|-------------|--------------|----------------|-------------|
| 6th | 11575 | 304 | 89.8 | 7.8 | 1.2 | 1.1 |
| 7th | 10250 | 237 | 82.9 | 13.0 | 2.8 | 1.4 |
| 8th | 14989 | 298 | 71.3 | 20.4 | 5.4 | 2.9 |
| 9th | 10085 | 248 | 61.7 | 26.0 | 8.0 | 4.3 |
| 10th | 10907 | 216 | 54.4 | 29.4 | 10.7 | 5.5 |
| 11th | 8371 | 188 | 47.6 | 33.0 | 12.5 | 7.0 |
| 12th | 7959 | 177 | 46.1 | 35.0 | 12.6 | 6.3 |
| JrHs | 36814 | 839 | 80.4 | 14.4 | 3.4 | 1.9 |
| SrHS | 37322 | 829 | 53.1 | 30.5 | 10.8 | 5.7 |
| Total | 74136 | 1668 | 66.6 | 22.5 | 7.1 | 3.8 |

5.63 - How many of your friends smoke cigars?

| <i>Grade Level</i> | <i>N of Valid</i> | <i>N of Miss</i> | <i>None</i> | <i>A Few</i> | <i>Several</i> | <i>Most</i> |
|--------------------|-------------------|------------------|-------------|--------------|----------------|-------------|
| 6th | 11503 | 376 | 90.1 | 7.3 | 1.2 | 1.4 |
| 7th | 10170 | 317 | 83.6 | 11.8 | 2.8 | 1.8 |
| 8th | 14897 | 390 | 74.5 | 18.5 | 4.2 | 2.8 |
| 9th | 10011 | 322 | 61.3 | 26.5 | 7.2 | 4.9 |
| 10th | 10843 | 280 | 54.6 | 31.1 | 9.3 | 5.0 |
| 11th | 8311 | 248 | 47.9 | 36.0 | 10.4 | 5.7 |
| 12th | 7927 | 209 | 41.9 | 40.5 | 11.6 | 6.0 |
| JrHs | 36570 | 1083 | 81.9 | 13.1 | 2.9 | 2.1 |
| SrHS | 37092 | 1059 | 52.2 | 33.0 | 9.5 | 5.3 |
| Total | 73662 | 2142 | 67.0 | 23.1 | 6.2 | 3.7 |

5.64 - How many of your friends drink beer?

| <i>Grade Level</i> | <i>N of Valid</i> | <i>N of Miss</i> | <i>None</i> | <i>A Few</i> | <i>Several</i> | <i>Most</i> |
|--------------------|-------------------|------------------|-------------|--------------|----------------|-------------|
| 6th | 11521 | 358 | 75.0 | 18.0 | 4.1 | 3.0 |
| 7th | 10211 | 276 | 59.9 | 26.4 | 8.0 | 5.8 |
| 8th | 14968 | 319 | 38.2 | 33.3 | 16.3 | 12.2 |
| 9th | 10057 | 276 | 20.3 | 30.3 | 24.4 | 24.9 |
| 10th | 10907 | 216 | 14.0 | 26.5 | 27.6 | 31.9 |
| 11th | 8361 | 198 | 10.3 | 21.9 | 27.7 | 40.1 |
| 12th | 7952 | 184 | 8.1 | 20.3 | 27.0 | 44.5 |
| JrHs | 36700 | 953 | 55.8 | 26.6 | 10.2 | 7.5 |
| SrHS | 37277 | 874 | 13.6 | 25.1 | 26.6 | 34.6 |
| Total | 73977 | 1827 | 34.5 | 25.8 | 18.5 | 21.2 |

5.65 - How many of your friends drink wine coolers?

| <i>Grade Level</i> | <i>N of Valid</i> | <i>N of Miss</i> | <i>None</i> | <i>A Few</i> | <i>Several</i> | <i>Most</i> |
|--------------------|-------------------|------------------|-------------|--------------|----------------|-------------|
| 6th | 11494 | 385 | 77.1 | 15.9 | 3.8 | 3.2 |
| 7th | 10179 | 308 | 64.6 | 22.3 | 7.1 | 6.0 |
| 8th | 14936 | 351 | 46.8 | 29.3 | 13.3 | 10.6 |
| 9th | 10022 | 311 | 29.3 | 31.1 | 20.2 | 19.3 |
| 10th | 10876 | 247 | 24.0 | 31.3 | 23.0 | 21.7 |
| 11th | 8344 | 215 | 18.8 | 30.0 | 24.5 | 26.7 |
| 12th | 7929 | 207 | 16.6 | 31.4 | 25.4 | 26.5 |
| JrHs | 36609 | 1044 | 61.3 | 23.1 | 8.6 | 7.0 |
| SrHS | 37171 | 980 | 22.7 | 31.0 | 23.1 | 23.2 |
| Total | 73780 | 2024 | 41.8 | 27.1 | 15.9 | 15.2 |

5.66 - How many of your friends drink liquor?

| <i>Grade Level</i> | <i>N of Valid</i> | <i>N of Miss</i> | <i>None</i> | <i>A Few</i> | <i>Several</i> | <i>Most</i> |
|--------------------|-------------------|------------------|-------------|--------------|----------------|-------------|
| 6th | 11480 | 399 | 86.6 | 9.1 | 2.1 | 2.2 |
| 7th | 10171 | 316 | 73.2 | 16.8 | 5.2 | 4.8 |
| 8th | 14898 | 389 | 52.5 | 25.7 | 11.8 | 10.0 |
| 9th | 10019 | 314 | 30.5 | 27.1 | 20.0 | 22.4 |
| 10th | 10862 | 261 | 21.6 | 26.0 | 23.6 | 28.8 |
| 11th | 8325 | 234 | 14.7 | 23.0 | 26.0 | 36.3 |
| 12th | 7924 | 212 | 11.9 | 21.6 | 27.7 | 38.8 |
| JrHs | 36549 | 1104 | 69.0 | 18.0 | 6.9 | 6.1 |
| SrHS | 37130 | 1021 | 20.4 | 24.7 | 24.0 | 30.9 |
| Total | 73679 | 2125 | 44.5 | 21.4 | 15.5 | 18.6 |

5.67 - How many of your friends smoke marijuana?

| <i>Grade Level</i> | <i>N of Valid</i> | <i>N of Miss</i> | <i>None</i> | <i>A Few</i> | <i>Several</i> | <i>Most</i> |
|--------------------|-------------------|------------------|-------------|--------------|----------------|-------------|
| 6th | 11477 | 402 | 90.3 | 6.2 | 1.5 | 2.0 |
| 7th | 10168 | 319 | 78.9 | 12.6 | 4.1 | 4.5 |
| 8th | 14904 | 383 | 59.7 | 22.3 | 8.7 | 9.3 |
| 9th | 10017 | 316 | 40.8 | 27.9 | 13.8 | 17.5 |
| 10th | 10868 | 255 | 30.9 | 28.7 | 18.6 | 21.8 |
| 11th | 8312 | 247 | 25.8 | 28.7 | 20.8 | 24.7 |
| 12th | 7918 | 218 | 22.9 | 30.5 | 22.1 | 24.6 |
| JrHs | 36549 | 1104 | 74.6 | 14.6 | 5.1 | 5.7 |
| SrHS | 37115 | 1036 | 30.7 | 28.9 | 18.5 | 21.9 |
| Total | 73664 | 2140 | 52.5 | 21.8 | 11.9 | 13.8 |

5.68 - How many of your friends use cocaine?

| <i>Grade Level</i> | <i>N of Valid</i> | <i>N of Miss</i> | <i>None</i> | <i>A Few</i> | <i>Several</i> | <i>Most</i> |
|--------------------|-------------------|------------------|-------------|--------------|----------------|-------------|
| 6th | 11455 | 424 | 95.3 | 3.2 | 0.6 | 0.9 |
| 7th | 10121 | 366 | 91.9 | 5.5 | 1.3 | 1.3 |
| 8th | 14880 | 407 | 86.3 | 10.1 | 2.0 | 1.6 |
| 9th | 9979 | 354 | 82.5 | 12.9 | 2.5 | 2.0 |
| 10th | 10827 | 296 | 79.3 | 15.8 | 2.7 | 2.1 |
| 11th | 8265 | 294 | 77.4 | 16.7 | 3.3 | 2.6 |
| 12th | 7876 | 260 | 75.0 | 18.4 | 3.6 | 3.0 |
| JrHs | 36456 | 1197 | 90.7 | 6.7 | 1.3 | 1.3 |
| SrHS | 36947 | 1204 | 78.8 | 15.8 | 3.0 | 2.4 |
| Total | 73403 | 2401 | 84.7 | 11.3 | 2.2 | 1.8 |

5.69 - How many of your friends use uppers?

| <i>Grade Level</i> | <i>N of Valid</i> | <i>N of Miss</i> | <i>None</i> | <i>A Few</i> | <i>Several</i> | <i>Most</i> |
|--------------------|-------------------|------------------|-------------|--------------|----------------|-------------|
| 6th | 11287 | 592 | 96.4 | 2.2 | 0.5 | 0.9 |
| 7th | 10057 | 430 | 93.4 | 4.4 | 1.1 | 1.1 |
| 8th | 14815 | 472 | 88.4 | 8.1 | 1.9 | 1.6 |
| 9th | 9949 | 384 | 82.1 | 12.2 | 3.4 | 2.4 |
| 10th | 10783 | 340 | 76.4 | 15.9 | 5.0 | 2.7 |
| 11th | 8240 | 319 | 71.9 | 18.8 | 5.5 | 3.8 |
| 12th | 7829 | 307 | 71.8 | 18.5 | 5.8 | 3.8 |
| JrHs | 36159 | 1494 | 92.3 | 5.2 | 1.2 | 1.2 |
| SrHS | 36801 | 1350 | 75.9 | 16.1 | 4.8 | 3.1 |
| Total | 72960 | 2844 | 84.0 | 10.7 | 3.1 | 2.2 |

5.70 - How many of your friends use downers?

| <i>Grade Level</i> | <i>N of Valid</i> | <i>N of Miss</i> | <i>None</i> | <i>A Few</i> | <i>Several</i> | <i>Most</i> |
|--------------------|-------------------|------------------|-------------|--------------|----------------|-------------|
| 6th | 11323 | 556 | 96.5 | 2.2 | 0.5 | 0.8 |
| 7th | 10061 | 426 | 94.0 | 4.1 | 1.0 | 0.9 |
| 8th | 14793 | 494 | 89.4 | 7.6 | 1.5 | 1.5 |
| 9th | 9918 | 415 | 84.7 | 10.6 | 2.4 | 2.2 |
| 10th | 10794 | 329 | 79.9 | 13.6 | 4.0 | 2.5 |
| 11th | 8216 | 343 | 76.2 | 16.1 | 4.3 | 3.4 |
| 12th | 7837 | 299 | 75.9 | 16.1 | 4.6 | 3.4 |
| JrHs | 36177 | 1476 | 92.9 | 4.9 | 1.1 | 1.1 |
| SrHS | 36765 | 1386 | 79.5 | 13.9 | 3.8 | 2.8 |
| Total | 72942 | 2862 | 86.2 | 9.4 | 2.4 | 2.0 |

5.71 - How many of your friends use inhalants?

| <i>Grade Level</i> | <i>N of Valid</i> | <i>N of Miss</i> | <i>None</i> | <i>A Few</i> | <i>Several</i> | <i>Most</i> |
|--------------------|-------------------|------------------|-------------|--------------|----------------|-------------|
| 6th | 11385 | 494 | 91.1 | 6.2 | 1.4 | 1.3 |
| 7th | 10072 | 415 | 87.7 | 8.5 | 2.2 | 1.6 |
| 8th | 14827 | 460 | 83.6 | 11.5 | 2.8 | 2.0 |
| 9th | 9934 | 399 | 83.6 | 11.7 | 2.8 | 2.0 |
| 10th | 10777 | 346 | 83.9 | 11.9 | 2.4 | 1.8 |
| 11th | 8206 | 353 | 83.9 | 11.4 | 2.4 | 2.3 |
| 12th | 7824 | 312 | 84.7 | 10.9 | 2.0 | 2.5 |
| JrHs | 36284 | 1369 | 87.1 | 9.0 | 2.2 | 1.7 |
| SrHS | 36741 | 1410 | 84.0 | 11.5 | 2.4 | 2.1 |
| Total | 73025 | 2779 | 85.5 | 10.3 | 2.3 | 1.9 |

5.72 - How many of your friends use hallucinogens?

| <i>Grade Level</i> | <i>N of Valid</i> | <i>N of Miss</i> | <i>None</i> | <i>A Few</i> | <i>Several</i> | <i>Most</i> |
|--------------------|-------------------|------------------|-------------|--------------|----------------|-------------|
| 6th | 11280 | 599 | 97.2 | 1.5 | 0.5 | 0.7 |
| 7th | 10029 | 458 | 95.1 | 3.3 | 0.9 | 0.7 |
| 8th | 14771 | 516 | 91.0 | 5.8 | 1.7 | 1.5 |
| 9th | 9900 | 433 | 85.4 | 9.3 | 2.9 | 2.4 |
| 10th | 10773 | 350 | 79.2 | 13.4 | 4.4 | 2.9 |
| 11th | 8209 | 350 | 76.0 | 15.1 | 5.2 | 3.7 |
| 12th | 7850 | 286 | 73.3 | 16.0 | 5.9 | 4.8 |
| JrHs | 36080 | 1573 | 94.1 | 3.8 | 1.1 | 1.0 |
| SrHS | 36732 | 1419 | 78.9 | 13.2 | 4.5 | 3.3 |
| Total | 72812 | 2992 | 86.4 | 8.5 | 2.8 | 2.2 |

5.73 - How many of your friends use heroin?

| <i>Grade Level</i> | <i>N of Valid</i> | <i>N of Miss</i> | <i>None</i> | <i>A Few</i> | <i>Several</i> | <i>Most</i> |
|--------------------|-------------------|------------------|-------------|--------------|----------------|-------------|
| 6th | 11313 | 566 | 97.0 | 1.8 | 0.3 | 0.9 |
| 7th | 10035 | 452 | 95.2 | 3.0 | 0.9 | 0.9 |
| 8th | 14778 | 509 | 92.7 | 5.0 | 1.1 | 1.3 |
| 9th | 9911 | 422 | 90.7 | 6.4 | 1.3 | 1.5 |
| 10th | 10767 | 356 | 89.1 | 7.8 | 1.4 | 1.6 |
| 11th | 8197 | 362 | 88.8 | 7.5 | 1.4 | 2.2 |
| 12th | 7847 | 289 | 88.3 | 7.7 | 1.7 | 2.3 |
| JrHs | 36126 | 1527 | 94.8 | 3.4 | 0.8 | 1.0 |
| SrHS | 36722 | 1429 | 89.3 | 7.4 | 1.4 | 1.9 |
| Total | 72848 | 2956 | 92.0 | 5.4 | 1.1 | 1.5 |

5.74 - How many of your friends use steroids?

| <i>Grade Level</i> | <i>N of Valid</i> | <i>N of Miss</i> | <i>None</i> | <i>A Few</i> | <i>Several</i> | <i>Most</i> |
|--------------------|-------------------|------------------|-------------|--------------|----------------|-------------|
| 6th | 11326 | 553 | 95.3 | 3.3 | 0.5 | 0.9 |
| 7th | 10038 | 449 | 93.7 | 4.4 | 0.8 | 1.1 |
| 8th | 14766 | 521 | 90.3 | 7.1 | 1.2 | 1.4 |
| 9th | 9915 | 418 | 86.0 | 10.6 | 1.9 | 1.4 |
| 10th | 10781 | 342 | 84.3 | 12.0 | 2.2 | 1.6 |
| 11th | 8221 | 338 | 82.3 | 13.2 | 2.4 | 2.2 |
| 12th | 7857 | 279 | 82.5 | 13.3 | 1.9 | 2.3 |
| JrHs | 36130 | 1523 | 92.8 | 5.2 | 0.9 | 1.2 |
| SrHS | 36774 | 1377 | 83.9 | 12.2 | 2.1 | 1.8 |
| Total | 72904 | 2900 | 88.3 | 8.7 | 1.5 | 1.5 |

5.6. What Effect Do You Most Often Get When You Use

5.75 - What effect do you most often get when you smoke cigarettes?

| <i>Grade Level</i> | <i>N of Valid</i> | <i>N of Miss</i> | <i>Do Not Use</i> | <i>No High</i> | <i>A Little High</i> | <i>Very High</i> | <i>Bombed/Stoned</i> |
|--------------------|-------------------|------------------|-------------------|----------------|----------------------|------------------|----------------------|
| 6th | 11528 | 351 | 89.3 | 7.5 | 1.9 | 0.6 | 0.7 |
| 7th | 10148 | 339 | 83.1 | 13.8 | 2.2 | 0.5 | 0.5 |
| 8th | 14884 | 403 | 75.0 | 20.6 | 3.6 | 0.3 | 0.5 |
| 9th | 9977 | 356 | 67.0 | 27.2 | 4.5 | 0.4 | 1.0 |
| 10th | 10838 | 285 | 63.7 | 30.1 | 4.9 | 0.3 | 1.0 |
| 11th | 8275 | 284 | 60.8 | 31.9 | 5.7 | 0.4 | 1.3 |
| 12th | 7864 | 272 | 56.1 | 35.3 | 6.5 | 0.4 | 1.7 |
| JrHs | 36560 | 1093 | 81.7 | 14.6 | 2.7 | 0.5 | 0.6 |
| SrHS | 36954 | 1197 | 62.3 | 30.8 | 5.3 | 0.3 | 1.2 |
| Total | 73514 | 2290 | 72.0 | 22.7 | 4.0 | 0.4 | 0.9 |

5.76 - What effect do you most often get when you use smokeless tobacco?

| <i>Grade Level</i> | <i>N of Valid</i> | <i>N of Miss</i> | <i>Do Not Use</i> | <i>No High</i> | <i>A Little High</i> | <i>Very High</i> | <i>Bombed/Stoned</i> |
|--------------------|-------------------|------------------|-------------------|----------------|----------------------|------------------|----------------------|
| 6th | 11449 | 430 | 95.3 | 2.2 | 1.1 | 0.6 | 0.8 |
| 7th | 10095 | 392 | 93.7 | 4.2 | 1.2 | 0.5 | 0.5 |
| 8th | 14789 | 498 | 91.6 | 5.8 | 1.8 | 0.4 | 0.5 |
| 9th | 9903 | 430 | 89.5 | 6.9 | 2.3 | 0.6 | 0.8 |
| 10th | 10775 | 348 | 87.6 | 8.3 | 2.8 | 0.4 | 0.9 |
| 11th | 8225 | 334 | 85.5 | 9.8 | 3.0 | 0.6 | 1.0 |
| 12th | 7811 | 325 | 84.4 | 10.3 | 3.4 | 0.5 | 1.4 |
| JrHs | 36333 | 1320 | 93.3 | 4.2 | 1.4 | 0.5 | 0.6 |
| SrHS | 36714 | 1437 | 87.0 | 8.7 | 2.8 | 0.5 | 1.0 |
| Total | 73047 | 2757 | 90.1 | 6.5 | 2.1 | 0.5 | 0.8 |

5.77 - What effect do you most often get when you smoke cigars?

| <i>Grade Level</i> | <i>N of Valid</i> | <i>N of Miss</i> | <i>Do Not Use</i> | <i>No High</i> | <i>A Little High</i> | <i>Very High</i> | <i>Bombed/Stoned</i> |
|--------------------|-------------------|------------------|-------------------|----------------|----------------------|------------------|----------------------|
| 6th | 11404 | 475 | 94.0 | 3.4 | 1.3 | 0.6 | 0.8 |
| 7th | 10068 | 419 | 91.2 | 6.3 | 1.7 | 0.4 | 0.5 |
| 8th | 14752 | 535 | 87.5 | 9.2 | 2.3 | 0.5 | 0.5 |
| 9th | 9870 | 463 | 82.4 | 13.0 | 3.3 | 0.4 | 0.9 |
| 10th | 10744 | 379 | 78.8 | 16.5 | 3.3 | 0.4 | 0.9 |
| 11th | 8174 | 385 | 75.0 | 19.4 | 3.9 | 0.5 | 1.2 |
| 12th | 7773 | 363 | 71.5 | 22.2 | 4.1 | 0.5 | 1.7 |
| JrHs | 36224 | 1429 | 90.6 | 6.5 | 1.8 | 0.5 | 0.6 |
| SrHS | 36561 | 1590 | 77.4 | 17.4 | 3.6 | 0.5 | 1.1 |
| Total | 72785 | 3019 | 83.9 | 12.0 | 2.7 | 0.5 | 0.9 |

5.78 - What effect do you most often get when you drink beer?

| <i>Grade Level</i> | <i>N of Valid</i> | <i>N of Miss</i> | <i>Do Not Use</i> | <i>No High</i> | <i>A Little High</i> | <i>Very High</i> | <i>Bombed/Stoned</i> |
|--------------------|-------------------|------------------|-------------------|----------------|----------------------|------------------|----------------------|
| 6th | 11408 | 471 | 86.6 | 8.2 | 2.9 | 1.0 | 1.3 |
| 7th | 10052 | 435 | 79.7 | 12.1 | 5.4 | 1.3 | 1.5 |
| 8th | 14746 | 541 | 68.7 | 14.7 | 10.7 | 3.1 | 2.8 |
| 9th | 9893 | 440 | 55.4 | 16.5 | 16.3 | 6.5 | 5.3 |
| 10th | 10730 | 393 | 49.0 | 14.5 | 19.4 | 9.5 | 7.6 |
| 11th | 8200 | 359 | 42.9 | 13.1 | 22.0 | 11.4 | 10.6 |
| 12th | 7807 | 329 | 38.8 | 11.3 | 24.9 | 14.1 | 10.8 |
| JrHs | 36206 | 1447 | 77.4 | 11.9 | 6.8 | 1.9 | 2.0 |
| SrHS | 36630 | 1521 | 47.2 | 14.0 | 20.3 | 10.1 | 8.3 |
| Total | 72836 | 2968 | 62.2 | 13.0 | 13.6 | 6.0 | 5.2 |

5.79 - What effect do you most often get when you drink wine coolers?

| <i>Grade Level</i> | <i>N of Valid</i> | <i>N of Miss</i> | <i>Do Not Use</i> | <i>No High</i> | <i>A Little High</i> | <i>Very High</i> | <i>Bombed/Stoned</i> |
|--------------------|-------------------|------------------|-------------------|----------------|----------------------|------------------|----------------------|
| 6th | 11365 | 514 | 84.2 | 11.6 | 2.6 | 0.6 | 1.1 |
| 7th | 10029 | 458 | 77.1 | 16.4 | 4.4 | 1.1 | 1.0 |
| 8th | 14748 | 539 | 67.5 | 21.6 | 7.9 | 1.6 | 1.4 |
| 9th | 9857 | 476 | 55.3 | 26.5 | 13.1 | 2.6 | 2.5 |
| 10th | 10727 | 396 | 52.8 | 24.5 | 16.2 | 3.4 | 3.0 |
| 11th | 8182 | 377 | 47.6 | 23.6 | 20.2 | 4.2 | 4.4 |
| 12th | 7798 | 338 | 45.6 | 22.8 | 21.9 | 5.3 | 4.5 |
| JrHs | 36142 | 1511 | 75.4 | 17.0 | 5.3 | 1.1 | 1.2 |
| SrHS | 36564 | 1587 | 50.8 | 24.5 | 17.5 | 3.8 | 3.5 |
| Total | 72706 | 3098 | 63.0 | 20.8 | 11.4 | 2.5 | 2.4 |

5.80 - What effect do you most often get when you drink liquor?

| <i>Grade Level</i> | <i>N of Valid</i> | <i>N of Miss</i> | <i>Do Not Use</i> | <i>No High</i> | <i>A Little High</i> | <i>Very High</i> | <i>Bombed/Stoned</i> |
|--------------------|-------------------|------------------|-------------------|----------------|----------------------|------------------|----------------------|
| 6th | 11391 | 488 | 91.7 | 3.6 | 2.0 | 1.2 | 1.4 |
| 7th | 10049 | 438 | 85.6 | 6.5 | 3.8 | 2.2 | 1.9 |
| 8th | 14727 | 560 | 74.8 | 9.0 | 7.2 | 4.8 | 4.1 |
| 9th | 9850 | 483 | 59.7 | 10.7 | 11.2 | 9.3 | 9.1 |
| 10th | 10700 | 423 | 51.9 | 9.3 | 13.1 | 12.7 | 13.1 |
| 11th | 8170 | 389 | 43.0 | 9.1 | 14.8 | 16.2 | 16.9 |
| 12th | 7797 | 339 | 39.2 | 8.2 | 15.7 | 18.5 | 18.4 |
| JrHs | 36167 | 1486 | 83.1 | 6.6 | 4.6 | 3.0 | 2.6 |
| SrHS | 36517 | 1634 | 49.3 | 9.4 | 13.5 | 13.8 | 14.0 |
| Total | 72684 | 3120 | 66.1 | 8.0 | 9.1 | 8.4 | 8.3 |

5.81 - What effect do you most often get when you smoke marijuana?

| <i>Grade Level</i> | <i>N of Valid</i> | <i>N of Miss</i> | <i>Do Not Use</i> | <i>No High</i> | <i>A Little High</i> | <i>Very High</i> | <i>Bombed/Stoned</i> |
|--------------------|-------------------|------------------|-------------------|----------------|----------------------|------------------|----------------------|
| 6th | 11359 | 520 | 93.9 | 0.5 | 1.0 | 1.7 | 2.8 |
| 7th | 10023 | 464 | 90.1 | 0.8 | 1.7 | 2.7 | 4.7 |
| 8th | 14730 | 557 | 83.5 | 0.9 | 3.0 | 4.8 | 7.9 |
| 9th | 9850 | 483 | 73.7 | 1.2 | 4.6 | 7.7 | 12.9 |
| 10th | 10702 | 421 | 67.8 | 1.5 | 5.0 | 9.4 | 16.2 |
| 11th | 8169 | 390 | 63.1 | 1.9 | 6.1 | 10.9 | 18.0 |
| 12th | 7787 | 349 | 60.4 | 1.8 | 7.8 | 12.0 | 18.0 |
| JrHs | 36112 | 1541 | 88.6 | 0.7 | 2.0 | 3.2 | 5.4 |
| SrHS | 36508 | 1643 | 66.7 | 1.6 | 5.7 | 9.8 | 16.1 |
| Total | 72620 | 3184 | 77.6 | 1.2 | 3.9 | 6.6 | 10.8 |

5.82 - What effect do you most often get when you use cocaine?

| <i>Grade Level</i> | <i>N of Valid</i> | <i>N of Miss</i> | <i>Do Not Use</i> | <i>No High</i> | <i>A Little High</i> | <i>Very High</i> | <i>Bombed/Stoned</i> |
|--------------------|-------------------|------------------|-------------------|----------------|----------------------|------------------|----------------------|
| 6th | 11352 | 527 | 96.2 | 0.4 | 0.4 | 1.0 | 2.0 |
| 7th | 10011 | 476 | 95.9 | 0.5 | 0.5 | 0.9 | 2.2 |
| 8th | 14711 | 576 | 95.6 | 0.5 | 0.6 | 1.0 | 2.3 |
| 9th | 9829 | 504 | 95.1 | 0.5 | 0.6 | 1.1 | 2.7 |
| 10th | 10688 | 435 | 94.3 | 0.6 | 0.7 | 1.3 | 3.0 |
| 11th | 8119 | 440 | 93.2 | 0.7 | 1.1 | 1.6 | 3.5 |
| 12th | 7736 | 400 | 91.2 | 0.8 | 1.2 | 2.3 | 4.5 |
| JrHs | 36074 | 1579 | 95.8 | 0.5 | 0.5 | 1.0 | 2.2 |
| SrHS | 36372 | 1779 | 93.6 | 0.6 | 0.9 | 1.5 | 3.4 |
| Total | 72446 | 3358 | 94.7 | 0.6 | 0.7 | 1.2 | 2.8 |

5.83 - What effect do you most often get when you use uppers?

| <i>Grade Level</i> | <i>N of Valid</i> | <i>N of Miss</i> | <i>Do Not Use</i> | <i>No High</i> | <i>A Little High</i> | <i>Very High</i> | <i>Bombed/Stoned</i> |
|--------------------|-------------------|------------------|-------------------|----------------|----------------------|------------------|----------------------|
| 6th | 11240 | 639 | 96.1 | 0.7 | 0.8 | 1.0 | 1.4 |
| 7th | 9993 | 494 | 95.8 | 0.9 | 0.9 | 0.9 | 1.4 |
| 8th | 14672 | 615 | 94.7 | 0.8 | 1.4 | 1.3 | 1.8 |
| 9th | 9826 | 507 | 92.5 | 1.0 | 2.5 | 1.8 | 2.3 |
| 10th | 10681 | 442 | 90.9 | 1.2 | 2.9 | 2.4 | 2.6 |
| 11th | 8138 | 421 | 88.8 | 1.4 | 3.8 | 3.0 | 3.0 |
| 12th | 7721 | 415 | 87.9 | 1.3 | 3.5 | 3.2 | 4.1 |
| JrHs | 35905 | 1748 | 95.5 | 0.8 | 1.1 | 1.1 | 1.6 |
| SrHS | 36366 | 1785 | 90.2 | 1.2 | 3.1 | 2.6 | 2.9 |
| Total | 72271 | 3533 | 92.8 | 1.0 | 2.1 | 1.8 | 2.2 |

5.84 - What effect do you most often get when you use downers?

| <i>Grade Level</i> | <i>N of Valid</i> | <i>N of Miss</i> | <i>Do Not Use</i> | <i>No High</i> | <i>A Little High</i> | <i>Very High</i> | <i>Bombed/Stoned</i> |
|--------------------|-------------------|------------------|-------------------|----------------|----------------------|------------------|----------------------|
| 6th | 11226 | 653 | 96.3 | 0.7 | 0.7 | 0.9 | 1.4 |
| 7th | 9976 | 511 | 96.1 | 0.8 | 0.8 | 1.0 | 1.3 |
| 8th | 14662 | 625 | 95.3 | 1.0 | 1.1 | 1.0 | 1.7 |
| 9th | 9809 | 524 | 94.0 | 1.4 | 1.6 | 1.2 | 1.9 |
| 10th | 10669 | 454 | 92.6 | 1.1 | 2.5 | 1.6 | 2.1 |
| 11th | 8116 | 443 | 91.3 | 1.5 | 2.6 | 2.1 | 2.6 |
| 12th | 7720 | 416 | 90.2 | 1.2 | 2.9 | 2.3 | 3.4 |
| JrHs | 35864 | 1789 | 95.8 | 0.9 | 0.9 | 0.9 | 1.5 |
| SrHS | 36314 | 1837 | 92.2 | 1.3 | 2.4 | 1.7 | 2.4 |
| Total | 72178 | 3626 | 94.0 | 1.1 | 1.6 | 1.3 | 1.9 |

5.85 - What effect do you most often get when you use inhalants?

| <i>Grade Level</i> | <i>N of Valid</i> | <i>N of Miss</i> | <i>Do Not Use</i> | <i>No High</i> | <i>A Little High</i> | <i>Very High</i> | <i>Bombed/Stoned</i> |
|--------------------|-------------------|------------------|-------------------|----------------|----------------------|------------------|----------------------|
| 6th | 11273 | 606 | 94.4 | 1.3 | 1.8 | 1.0 | 1.5 |
| 7th | 9975 | 512 | 93.4 | 1.5 | 2.4 | 1.3 | 1.3 |
| 8th | 14690 | 597 | 93.1 | 1.4 | 2.7 | 1.2 | 1.6 |
| 9th | 9818 | 515 | 93.7 | 1.3 | 2.2 | 1.0 | 1.8 |
| 10th | 10674 | 449 | 94.4 | 0.9 | 2.1 | 0.8 | 1.8 |
| 11th | 8113 | 446 | 94.2 | 1.0 | 1.8 | 1.0 | 1.9 |
| 12th | 7736 | 400 | 94.0 | 0.7 | 1.5 | 1.1 | 2.7 |
| JrHs | 35938 | 1715 | 93.6 | 1.4 | 2.3 | 1.2 | 1.5 |
| SrHS | 36341 | 1810 | 94.1 | 1.0 | 1.9 | 1.0 | 2.0 |
| Total | 72279 | 3525 | 93.9 | 1.2 | 2.1 | 1.1 | 1.8 |

5.86 - What effect do you most often get when you use hallucinogens?

| <i>Grade Level</i> | <i>N of Valid</i> | <i>N of Miss</i> | <i>Do Not Use</i> | <i>No High</i> | <i>A Little High</i> | <i>Very High</i> | <i>Bombed/Stoned</i> |
|--------------------|-------------------|------------------|-------------------|----------------|----------------------|------------------|----------------------|
| 6th | 11220 | 659 | 96.5 | 0.5 | 0.6 | 0.8 | 1.5 |
| 7th | 9944 | 543 | 96.3 | 0.5 | 0.6 | 1.0 | 1.6 |
| 8th | 14611 | 676 | 95.8 | 0.5 | 0.6 | 0.9 | 2.3 |
| 9th | 9796 | 537 | 94.0 | 0.6 | 0.8 | 1.1 | 3.5 |
| 10th | 10637 | 486 | 92.4 | 0.5 | 0.7 | 1.6 | 4.8 |
| 11th | 8110 | 449 | 90.2 | 0.8 | 1.0 | 2.0 | 6.0 |
| 12th | 7718 | 418 | 88.3 | 0.8 | 0.7 | 1.9 | 8.3 |
| JrHs | 35775 | 1878 | 96.2 | 0.5 | 0.6 | 0.9 | 1.9 |
| SrHS | 36261 | 1890 | 91.5 | 0.7 | 0.8 | 1.6 | 5.4 |
| Total | 72036 | 3768 | 93.8 | 0.6 | 0.7 | 1.3 | 3.7 |

5.87 - What effect do you most often get when you use heroin?

| <i>Grade Level</i> | <i>N of Valid</i> | <i>N of Miss</i> | <i>Do Not Use</i> | <i>No High</i> | <i>A Little High</i> | <i>Very High</i> | <i>Bombed/Stoned</i> |
|--------------------|-------------------|------------------|-------------------|----------------|----------------------|------------------|----------------------|
| 6th | 11222 | 657 | 96.6 | 0.4 | 0.5 | 0.8 | 1.7 |
| 7th | 9955 | 532 | 96.5 | 0.5 | 0.5 | 0.9 | 1.6 |
| 8th | 14619 | 668 | 96.7 | 0.4 | 0.4 | 0.6 | 2.0 |
| 9th | 9789 | 544 | 96.4 | 0.5 | 0.5 | 0.5 | 2.1 |
| 10th | 10663 | 460 | 96.1 | 0.5 | 0.4 | 0.6 | 2.3 |
| 11th | 8100 | 459 | 95.7 | 0.6 | 0.5 | 0.7 | 2.5 |
| 12th | 7704 | 432 | 94.9 | 0.5 | 0.6 | 0.8 | 3.1 |
| JrHs | 35796 | 1857 | 96.6 | 0.4 | 0.4 | 0.7 | 1.8 |
| SrHS | 36256 | 1895 | 95.8 | 0.5 | 0.5 | 0.7 | 2.5 |
| Total | 72052 | 3752 | 96.2 | 0.5 | 0.5 | 0.7 | 2.1 |

5.88 - What effect do you most often get when you use steroids?

| <i>Grade Level</i> | <i>N of Valid</i> | <i>N of Miss</i> | <i>Do Not Use</i> | <i>No High</i> | <i>A Little High</i> | <i>Very High</i> | <i>Bombed/Stoned</i> |
|--------------------|-------------------|------------------|-------------------|----------------|----------------------|------------------|----------------------|
| 6th | 11216 | 663 | 96.1 | 1.1 | 0.8 | 0.7 | 1.4 |
| 7th | 9931 | 556 | 96.1 | 1.4 | 0.7 | 0.7 | 1.0 |
| 8th | 14590 | 697 | 96.1 | 1.6 | 0.6 | 0.6 | 1.1 |
| 9th | 9773 | 560 | 95.9 | 1.7 | 0.5 | 0.5 | 1.4 |
| 10th | 10639 | 484 | 96.3 | 1.5 | 0.6 | 0.3 | 1.3 |
| 11th | 8079 | 480 | 95.8 | 1.8 | 0.6 | 0.5 | 1.4 |
| 12th | 7723 | 413 | 95.6 | 1.6 | 0.5 | 0.5 | 1.9 |
| JrHs | 35737 | 1916 | 96.1 | 1.4 | 0.7 | 0.7 | 1.2 |
| SrHS | 36214 | 1937 | 95.9 | 1.6 | 0.6 | 0.4 | 1.5 |
| Total | 71951 | 3853 | 96.0 | 1.5 | 0.6 | 0.6 | 1.3 |

5.7. When Do You Use

5.89 - When do you smoke cigarettes?

| <i>Grade Level</i> | <i>N of Valid</i> | <i>N of Miss</i> | <i>Do Not Use</i> | <i>Before School</i> | <i>During School</i> | <i>After School</i> | <i>Week Nights</i> | <i>Weekends</i> |
|--------------------|-------------------|------------------|-------------------|----------------------|----------------------|---------------------|--------------------|-----------------|
| 6th | 11879 | 0 | 88.9 | 1.5 | 0.7 | 3.0 | 2.0 | 5.3 |
| 7th | 10487 | 0 | 82.8 | 2.6 | 0.8 | 5.8 | 3.9 | 9.3 |
| 8th | 15287 | 0 | 76.1 | 5.3 | 1.3 | 10.0 | 7.3 | 15.4 |
| 9th | 10333 | 0 | 69.0 | 9.3 | 5.0 | 14.5 | 11.1 | 20.2 |
| 10th | 11123 | 0 | 65.9 | 12.8 | 7.0 | 18.2 | 14.8 | 23.9 |
| 11th | 8559 | 0 | 63.3 | 15.4 | 8.4 | 20.5 | 17.5 | 26.8 |
| 12th | 8136 | 0 | 58.5 | 19.2 | 10.0 | 24.4 | 22.3 | 31.7 |
| JrHs | 37653 | 0 | 82.0 | 3.3 | 1.0 | 6.6 | 4.7 | 10.5 |
| SrHS | 38151 | 0 | 64.6 | 13.8 | 7.4 | 19.0 | 16.0 | 25.2 |
| Total | 75804 | 0 | 73.2 | 8.6 | 4.2 | 12.9 | 10.4 | 17.9 |

5.90 - When do you use smokeless tobacco?

| <i>Grade Level</i> | <i>N of Valid</i> | <i>N of Miss</i> | <i>Do Not Use</i> | <i>Before School</i> | <i>During School</i> | <i>After School</i> | <i>Week Nights</i> | <i>Weekends</i> |
|--------------------|-------------------|------------------|-------------------|----------------------|----------------------|---------------------|--------------------|-----------------|
| 6th | 11879 | 0 | 93.6 | 0.6 | 0.5 | 0.8 | 0.7 | 1.3 |
| 7th | 10487 | 0 | 91.8 | 0.6 | 0.4 | 1.3 | 0.9 | 2.1 |
| 8th | 15287 | 0 | 90.8 | 1.0 | 0.8 | 2.2 | 1.5 | 3.6 |
| 9th | 10333 | 0 | 88.6 | 1.7 | 1.7 | 2.9 | 2.0 | 4.2 |
| 10th | 11123 | 0 | 87.3 | 2.2 | 2.6 | 3.9 | 3.0 | 5.5 |
| 11th | 8559 | 0 | 86.2 | 2.7 | 3.0 | 4.5 | 3.4 | 6.2 |
| 12th | 8136 | 0 | 85.5 | 3.0 | 3.5 | 4.8 | 4.0 | 6.4 |
| JrHs | 37653 | 0 | 92.0 | 0.8 | 0.6 | 1.5 | 1.1 | 2.5 |
| SrHS | 38151 | 0 | 87.0 | 2.3 | 2.6 | 4.0 | 3.0 | 5.5 |
| Total | 75804 | 0 | 89.5 | 1.6 | 1.6 | 2.7 | 2.1 | 4.0 |

5.91 - When do you smoke cigars?

| <i>Grade Level</i> | <i>N of Valid</i> | <i>N of Miss</i> | <i>Do Not Use</i> | <i>Before School</i> | <i>During School</i> | <i>After School</i> | <i>Week Nights</i> | <i>Weekends</i> |
|--------------------|-------------------|------------------|-------------------|----------------------|----------------------|---------------------|--------------------|-----------------|
| 6th | 11879 | 0 | 92.6 | 0.6 | 0.5 | 0.9 | 0.9 | 2.0 |
| 7th | 10487 | 0 | 89.5 | 0.6 | 0.4 | 1.6 | 1.1 | 3.9 |
| 8th | 15287 | 0 | 87.6 | 0.9 | 0.6 | 2.3 | 1.7 | 6.6 |
| 9th | 10333 | 0 | 83.1 | 1.5 | 1.1 | 3.3 | 2.7 | 9.3 |
| 10th | 11123 | 0 | 80.5 | 1.5 | 1.2 | 3.7 | 3.3 | 12.3 |
| 11th | 8559 | 0 | 77.7 | 1.6 | 1.6 | 3.6 | 3.5 | 14.4 |
| 12th | 8136 | 0 | 74.8 | 2.1 | 1.8 | 4.5 | 4.5 | 16.7 |
| JrHs | 37653 | 0 | 89.7 | 0.7 | 0.5 | 1.7 | 1.3 | 4.4 |
| SrHS | 38151 | 0 | 79.4 | 1.6 | 1.4 | 3.8 | 3.4 | 12.9 |
| Total | 75804 | 0 | 84.5 | 1.2 | 1.0 | 2.7 | 2.4 | 8.7 |

5.92 - When do you drink beer?

| <i>Grade Level</i> | <i>N of Valid</i> | <i>N of Miss</i> | <i>Do Not Use</i> | <i>Before School</i> | <i>During School</i> | <i>After School</i> | <i>Week Nights</i> | <i>Weekends</i> |
|--------------------|-------------------|------------------|-------------------|----------------------|----------------------|---------------------|--------------------|-----------------|
| 6th | 11879 | 0 | 86.6 | 0.8 | 0.5 | 1.6 | 2.0 | 6.6 |
| 7th | 10487 | 0 | 80.4 | 0.7 | 0.4 | 2.5 | 3.1 | 11.9 |
| 8th | 15287 | 0 | 70.8 | 1.0 | 0.7 | 3.9 | 5.0 | 21.7 |
| 9th | 10333 | 0 | 57.7 | 1.6 | 1.3 | 5.1 | 6.9 | 33.6 |
| 10th | 11123 | 0 | 52.2 | 1.7 | 1.3 | 5.2 | 7.4 | 40.5 |
| 11th | 8559 | 0 | 45.2 | 2.1 | 2.0 | 5.8 | 9.0 | 46.9 |
| 12th | 8136 | 0 | 41.3 | 2.2 | 2.3 | 5.6 | 10.7 | 51.1 |
| JrHs | 37653 | 0 | 78.5 | 0.9 | 0.6 | 2.8 | 3.5 | 14.2 |
| SrHS | 38151 | 0 | 49.8 | 1.9 | 1.7 | 5.4 | 8.4 | 42.3 |
| Total | 75804 | 0 | 64.1 | 1.4 | 1.1 | 4.1 | 5.9 | 28.4 |

5.93 - When do you drink wine coolers?

| <i>Grade Level</i> | <i>N of Valid</i> | <i>N of Miss</i> | <i>Do Not Use</i> | <i>Before School</i> | <i>During School</i> | <i>After School</i> | <i>Week Nights</i> | <i>Weekends</i> |
|--------------------|-------------------|------------------|-------------------|----------------------|----------------------|---------------------|--------------------|-----------------|
| 6th | 11879 | 0 | 84.7 | 0.8 | 0.6 | 1.6 | 2.1 | 8.3 |
| 7th | 10487 | 0 | 77.5 | 0.8 | 0.4 | 2.7 | 3.6 | 13.7 |
| 8th | 15287 | 0 | 69.9 | 1.0 | 0.6 | 3.4 | 4.9 | 22.3 |
| 9th | 10333 | 0 | 57.9 | 1.5 | 1.1 | 4.4 | 6.5 | 32.8 |
| 10th | 11123 | 0 | 55.8 | 1.3 | 1.1 | 3.9 | 6.3 | 36.2 |
| 11th | 8559 | 0 | 50.6 | 1.4 | 1.5 | 4.2 | 6.9 | 41.1 |
| 12th | 8136 | 0 | 49.4 | 1.4 | 1.5 | 3.3 | 6.8 | 42.3 |
| JrHs | 37653 | 0 | 76.7 | 0.9 | 0.5 | 2.6 | 3.7 | 15.5 |
| SrHS | 38151 | 0 | 53.8 | 1.4 | 1.3 | 4.0 | 6.6 | 37.7 |
| Total | 75804 | 0 | 65.2 | 1.1 | 0.9 | 3.3 | 5.1 | 26.6 |

5.94 - When do you drink liquor?

| <i>Grade Level</i> | <i>N of Valid</i> | <i>N of Miss</i> | <i>Do Not Use</i> | <i>Before School</i> | <i>During School</i> | <i>After School</i> | <i>Week Nights</i> | <i>Weekends</i> |
|--------------------|-------------------|------------------|-------------------|----------------------|----------------------|---------------------|--------------------|-----------------|
| 6th | 11879 | 0 | 90.3 | 0.6 | 0.5 | 1.0 | 1.2 | 3.4 |
| 7th | 10487 | 0 | 84.4 | 0.5 | 0.4 | 1.8 | 2.1 | 8.2 |
| 8th | 15287 | 0 | 75.8 | 0.9 | 0.7 | 2.9 | 3.5 | 17.3 |
| 9th | 10333 | 0 | 60.8 | 1.7 | 1.5 | 4.3 | 6.0 | 30.7 |
| 10th | 11123 | 0 | 53.7 | 1.6 | 1.5 | 4.3 | 6.4 | 39.1 |
| 11th | 8559 | 0 | 44.9 | 2.1 | 2.2 | 5.1 | 8.2 | 47.0 |
| 12th | 8136 | 0 | 41.3 | 2.1 | 2.1 | 4.5 | 8.3 | 50.8 |
| JrHs | 37653 | 0 | 82.8 | 0.7 | 0.6 | 1.9 | 2.4 | 10.4 |
| SrHS | 38151 | 0 | 51.0 | 1.8 | 1.8 | 4.5 | 7.1 | 41.1 |
| Total | 75804 | 0 | 66.8 | 1.3 | 1.2 | 3.2 | 4.8 | 25.9 |

5.95 - When do you smoke marijuana?

| <i>Grade Level</i> | <i>N of Valid</i> | <i>N of Miss</i> | <i>Do Not Use</i> | <i>Before School</i> | <i>During School</i> | <i>After School</i> | <i>Week Nights</i> | <i>Weekends</i> |
|--------------------|-------------------|------------------|-------------------|----------------------|----------------------|---------------------|--------------------|-----------------|
| 6th | 11879 | 0 | 92.1 | 0.7 | 0.6 | 1.0 | 1.0 | 2.0 |
| 7th | 10487 | 0 | 88.0 | 1.1 | 0.6 | 2.0 | 2.1 | 5.1 |
| 8th | 15287 | 0 | 83.0 | 2.1 | 1.0 | 4.0 | 4.1 | 10.5 |
| 9th | 10333 | 0 | 73.5 | 4.6 | 2.8 | 7.8 | 7.7 | 18.2 |
| 10th | 11123 | 0 | 68.6 | 5.5 | 3.4 | 9.2 | 10.4 | 23.4 |
| 11th | 8559 | 0 | 64.7 | 7.3 | 4.7 | 11.4 | 12.4 | 26.8 |
| 12th | 8136 | 0 | 63.0 | 7.9 | 5.7 | 12.4 | 14.3 | 28.5 |
| JrHs | 37653 | 0 | 87.3 | 1.4 | 0.8 | 2.5 | 2.5 | 6.3 |
| SrHS | 38151 | 0 | 67.9 | 6.2 | 4.0 | 10.0 | 11.0 | 23.8 |
| Total | 75804 | 0 | 77.5 | 3.8 | 2.4 | 6.3 | 6.8 | 15.1 |

5.96 - When do you use cocaine?

| <i>Grade Level</i> | <i>N of Valid</i> | <i>N of Miss</i> | <i>Do Not Use</i> | <i>Before School</i> | <i>During School</i> | <i>After School</i> | <i>Week Nights</i> | <i>Weekends</i> |
|--------------------|-------------------|------------------|-------------------|----------------------|----------------------|---------------------|--------------------|-----------------|
| 6th | 11879 | 0 | 93.6 | 0.4 | 0.5 | 0.4 | 0.4 | 0.7 |
| 7th | 10487 | 0 | 92.7 | 0.3 | 0.3 | 0.5 | 0.5 | 0.9 |
| 8th | 15287 | 0 | 93.4 | 0.5 | 0.6 | 0.8 | 0.6 | 1.5 |
| 9th | 10333 | 0 | 91.4 | 0.7 | 0.9 | 0.9 | 0.9 | 2.1 |
| 10th | 11123 | 0 | 91.4 | 0.9 | 1.0 | 1.1 | 1.1 | 2.8 |
| 11th | 8559 | 0 | 90.0 | 1.1 | 1.4 | 1.5 | 1.6 | 3.6 |
| 12th | 8136 | 0 | 88.8 | 1.5 | 1.5 | 2.0 | 1.9 | 4.5 |
| JrHs | 37653 | 0 | 93.3 | 0.4 | 0.5 | 0.6 | 0.5 | 1.1 |
| SrHS | 38151 | 0 | 90.5 | 1.0 | 1.2 | 1.3 | 1.3 | 3.2 |
| Total | 75804 | 0 | 91.9 | 0.7 | 0.8 | 1.0 | 0.9 | 2.1 |

5.97 - When do you use uppers?

| <i>Grade Level</i> | <i>N of Valid</i> | <i>N of Miss</i> | <i>Do Not Use</i> | <i>Before School</i> | <i>During School</i> | <i>After School</i> | <i>Week Nights</i> | <i>Weekends</i> |
|--------------------|-------------------|------------------|-------------------|----------------------|----------------------|---------------------|--------------------|-----------------|
| 6th | 11879 | 0 | 92.5 | 0.5 | 0.5 | 0.5 | 0.5 | 0.8 |
| 7th | 10487 | 0 | 92.3 | 0.5 | 0.5 | 0.6 | 0.4 | 1.0 |
| 8th | 15287 | 0 | 92.4 | 1.0 | 0.8 | 1.0 | 0.9 | 1.9 |
| 9th | 10333 | 0 | 89.2 | 1.8 | 1.8 | 1.5 | 1.4 | 3.2 |
| 10th | 11123 | 0 | 88.1 | 2.1 | 2.3 | 2.1 | 1.9 | 4.7 |
| 11th | 8559 | 0 | 85.9 | 2.4 | 3.0 | 2.5 | 2.9 | 6.0 |
| 12th | 8136 | 0 | 85.3 | 2.7 | 2.8 | 2.7 | 2.9 | 6.6 |
| JrHs | 37653 | 0 | 92.4 | 0.7 | 0.6 | 0.7 | 0.7 | 1.3 |
| SrHS | 38151 | 0 | 87.3 | 2.2 | 2.4 | 2.2 | 2.2 | 5.0 |
| Total | 75804 | 0 | 89.8 | 1.4 | 1.5 | 1.4 | 1.4 | 3.2 |

5.98 - When do you use downers?

| <i>Grade Level</i> | <i>N of Valid</i> | <i>N of Miss</i> | <i>Do Not Use</i> | <i>Before School</i> | <i>During School</i> | <i>After School</i> | <i>Week Nights</i> | <i>Weekends</i> |
|--------------------|-------------------|------------------|-------------------|----------------------|----------------------|---------------------|--------------------|-----------------|
| 6th | 11879 | 0 | 92.7 | 0.5 | 0.5 | 0.4 | 0.5 | 0.7 |
| 7th | 10487 | 0 | 92.8 | 0.4 | 0.4 | 0.6 | 0.4 | 0.8 |
| 8th | 15287 | 0 | 92.8 | 0.7 | 0.7 | 1.0 | 0.9 | 1.5 |
| 9th | 10333 | 0 | 90.4 | 1.2 | 1.3 | 1.2 | 1.3 | 2.5 |
| 10th | 11123 | 0 | 89.6 | 1.4 | 1.8 | 1.8 | 1.7 | 3.7 |
| 11th | 8559 | 0 | 87.8 | 1.5 | 2.2 | 2.0 | 2.3 | 4.5 |
| 12th | 8136 | 0 | 87.1 | 1.7 | 2.0 | 2.0 | 2.6 | 5.2 |
| JrHs | 37653 | 0 | 92.8 | 0.6 | 0.5 | 0.7 | 0.6 | 1.1 |
| SrHS | 38151 | 0 | 88.9 | 1.4 | 1.8 | 1.7 | 1.9 | 3.9 |
| Total | 75804 | 0 | 90.8 | 1.0 | 1.2 | 1.2 | 1.3 | 2.5 |

5.99 - When do you use inhalants?

| <i>Grade Level</i> | <i>N of Valid</i> | <i>N of Miss</i> | <i>Do Not Use</i> | <i>Before School</i> | <i>During School</i> | <i>After School</i> | <i>Week Nights</i> | <i>Weekends</i> |
|--------------------|-------------------|------------------|-------------------|----------------------|----------------------|---------------------|--------------------|-----------------|
| 6th | 11879 | 0 | 91.8 | 0.6 | 1.2 | 0.9 | 0.7 | 1.2 |
| 7th | 10487 | 0 | 90.7 | 0.5 | 1.4 | 1.2 | 1.0 | 1.8 |
| 8th | 15287 | 0 | 91.3 | 0.7 | 1.7 | 1.4 | 1.3 | 2.2 |
| 9th | 10333 | 0 | 90.4 | 0.9 | 1.5 | 1.5 | 1.2 | 2.3 |
| 10th | 11123 | 0 | 91.4 | 0.8 | 1.2 | 1.2 | 1.2 | 2.3 |
| 11th | 8559 | 0 | 90.7 | 0.8 | 1.4 | 1.1 | 1.2 | 2.1 |
| 12th | 8136 | 0 | 90.5 | 0.9 | 1.5 | 1.2 | 1.2 | 2.4 |
| JrHs | 37653 | 0 | 91.3 | 0.6 | 1.5 | 1.2 | 1.0 | 1.8 |
| SrHS | 38151 | 0 | 90.8 | 0.9 | 1.4 | 1.3 | 1.2 | 2.3 |
| Total | 75804 | 0 | 91.0 | 0.7 | 1.4 | 1.2 | 1.1 | 2.0 |

5.100 - When do you use hallucinogens?

| <i>Grade Level</i> | <i>N of Valid</i> | <i>N of Miss</i> | <i>Do Not Use</i> | <i>Before School</i> | <i>During School</i> | <i>After School</i> | <i>Week Nights</i> | <i>Weekends</i> |
|--------------------|-------------------|------------------|-------------------|----------------------|----------------------|---------------------|--------------------|-----------------|
| 6th | 11879 | 0 | 92.6 | 0.4 | 0.5 | 0.4 | 0.4 | 0.6 |
| 7th | 10487 | 0 | 92.7 | 0.3 | 0.4 | 0.3 | 0.4 | 0.8 |
| 8th | 15287 | 0 | 93.0 | 0.5 | 0.5 | 0.7 | 0.7 | 1.6 |
| 9th | 10333 | 0 | 90.3 | 0.8 | 0.9 | 1.0 | 1.1 | 3.1 |
| 10th | 11123 | 0 | 89.2 | 1.1 | 1.3 | 1.4 | 1.4 | 4.7 |
| 11th | 8559 | 0 | 87.2 | 1.0 | 1.4 | 1.4 | 1.7 | 6.1 |
| 12th | 8136 | 0 | 85.6 | 1.4 | 1.8 | 1.8 | 2.1 | 7.4 |
| JrHs | 37653 | 0 | 92.8 | 0.4 | 0.5 | 0.5 | 0.5 | 1.1 |
| SrHS | 38151 | 0 | 88.3 | 1.1 | 1.3 | 1.4 | 1.5 | 5.2 |
| Total | 75804 | 0 | 90.5 | 0.7 | 0.9 | 0.9 | 1.0 | 3.1 |

5.101 - When do you use heroin?

| <i>Grade Level</i> | <i>N of Valid</i> | <i>N of Miss</i> | <i>Do Not Use</i> | <i>Before School</i> | <i>During School</i> | <i>After School</i> | <i>Week Nights</i> | <i>Weekends</i> |
|--------------------|-------------------|------------------|-------------------|----------------------|----------------------|---------------------|--------------------|-----------------|
| 6th | 11879 | 0 | 92.7 | 0.4 | 0.4 | 0.3 | 0.4 | 0.6 |
| 7th | 10487 | 0 | 92.8 | 0.2 | 0.3 | 0.4 | 0.3 | 0.7 |
| 8th | 15287 | 0 | 93.6 | 0.4 | 0.5 | 0.6 | 0.5 | 1.0 |
| 9th | 10333 | 0 | 92.2 | 0.6 | 0.7 | 0.7 | 0.6 | 1.2 |
| 10th | 11123 | 0 | 92.3 | 0.7 | 0.9 | 0.8 | 0.8 | 1.7 |
| 11th | 8559 | 0 | 91.2 | 0.7 | 1.2 | 1.1 | 1.0 | 2.0 |
| 12th | 8136 | 0 | 90.9 | 0.9 | 1.3 | 1.1 | 1.1 | 2.2 |
| JrHs | 37653 | 0 | 93.1 | 0.3 | 0.4 | 0.4 | 0.4 | 0.8 |
| SrHS | 38151 | 0 | 91.7 | 0.7 | 1.0 | 0.9 | 0.8 | 1.7 |
| Total | 75804 | 0 | 92.4 | 0.5 | 0.7 | 0.7 | 0.6 | 1.3 |

5.102 - When do you use steroids?

| <i>Grade Level</i> | <i>N of Valid</i> | <i>N of Miss</i> | <i>Do Not Use</i> | <i>Before School</i> | <i>During School</i> | <i>After School</i> | <i>Week Nights</i> | <i>Weekends</i> |
|--------------------|-------------------|------------------|-------------------|----------------------|----------------------|---------------------|--------------------|-----------------|
| 6th | 11879 | 0 | 92.3 | 0.6 | 0.5 | 0.5 | 0.5 | 0.7 |
| 7th | 10487 | 0 | 92.2 | 0.5 | 0.3 | 0.5 | 0.4 | 0.8 |
| 8th | 15287 | 0 | 92.7 | 0.6 | 0.6 | 0.8 | 0.7 | 1.2 |
| 9th | 10333 | 0 | 91.2 | 0.8 | 0.8 | 1.0 | 0.7 | 1.1 |
| 10th | 11123 | 0 | 91.8 | 0.9 | 0.9 | 1.0 | 0.9 | 1.2 |
| 11th | 8559 | 0 | 91.0 | 0.8 | 1.2 | 1.2 | 0.9 | 1.4 |
| 12th | 8136 | 0 | 91.4 | 1.0 | 1.2 | 1.1 | 0.8 | 1.3 |
| JrHs | 37653 | 0 | 92.4 | 0.6 | 0.5 | 0.6 | 0.6 | 0.9 |
| SrHS | 38151 | 0 | 91.4 | 0.9 | 1.0 | 1.1 | 0.8 | 1.3 |
| Total | 75804 | 0 | 91.9 | 0.7 | 0.7 | 0.9 | 0.7 | 1.1 |

5.103 - When do you use any tobacco?

| <i>Grade Level</i> | <i>N of Valid</i> | <i>N of Miss</i> | <i>Do Not Use</i> | <i>Before School</i> | <i>During School</i> | <i>After School</i> | <i>Week Nights</i> | <i>Weekends</i> |
|--------------------|-------------------|------------------|-------------------|----------------------|----------------------|---------------------|--------------------|-----------------|
| 6th | 11879 | 0 | 94.8 | 0.9 | 0.7 | 1.3 | 1.2 | 2.6 |
| 7th | 10487 | 0 | 93.7 | 1.0 | 0.6 | 2.4 | 1.7 | 4.9 |
| 8th | 15287 | 0 | 93.4 | 1.6 | 1.1 | 3.7 | 2.6 | 8.2 |
| 9th | 10333 | 0 | 91.5 | 2.5 | 2.2 | 5.2 | 4.0 | 11.1 |
| 10th | 11123 | 0 | 90.6 | 3.0 | 3.1 | 6.4 | 5.4 | 14.4 |
| 11th | 8559 | 0 | 89.8 | 3.7 | 3.8 | 7.0 | 6.0 | 16.8 |
| 12th | 8136 | 0 | 88.9 | 4.2 | 4.2 | 7.9 | 7.2 | 19.0 |
| JrHs | 37653 | 0 | 93.9 | 1.2 | 0.8 | 2.6 | 1.9 | 5.5 |
| SrHS | 38151 | 0 | 90.3 | 3.3 | 3.3 | 6.5 | 5.5 | 15.0 |
| Total | 75804 | 0 | 92.1 | 2.2 | 2.1 | 4.6 | 3.7 | 10.3 |

5.104 - When do you use any alcohol?

| <i>Grade Level</i> | <i>N of Valid</i> | <i>N of Miss</i> | <i>Do Not Use</i> | <i>Before School</i> | <i>During School</i> | <i>After School</i> | <i>Week Nights</i> | <i>Weekends</i> |
|--------------------|-------------------|------------------|-------------------|----------------------|----------------------|---------------------|--------------------|-----------------|
| 6th | 11879 | 0 | 92.7 | 1.3 | 0.8 | 2.5 | 3.3 | 10.9 |
| 7th | 10487 | 0 | 88.3 | 1.4 | 0.7 | 4.0 | 5.1 | 18.2 |
| 8th | 15287 | 0 | 82.5 | 1.7 | 1.1 | 5.5 | 7.3 | 29.9 |
| 9th | 10333 | 0 | 71.2 | 2.6 | 2.1 | 7.0 | 10.1 | 43.2 |
| 10th | 11123 | 0 | 66.8 | 2.3 | 2.0 | 6.7 | 10.1 | 49.4 |
| 11th | 8559 | 0 | 61.3 | 2.9 | 3.0 | 7.7 | 12.0 | 56.5 |
| 12th | 8136 | 0 | 59.9 | 3.0 | 3.1 | 7.0 | 13.7 | 60.9 |
| JrHs | 37653 | 0 | 87.3 | 1.5 | 0.9 | 4.2 | 5.4 | 20.6 |
| SrHS | 38151 | 0 | 65.3 | 2.7 | 2.5 | 7.1 | 11.3 | 51.8 |
| Total | 75804 | 0 | 76.2 | 2.1 | 1.7 | 5.6 | 8.4 | 36.3 |

5.105 - When do you use any illicit drug?

| <i>Grade Level</i> | <i>N of Valid</i> | <i>N of Miss</i> | <i>Do Not Use</i> | <i>Before School</i> | <i>During School</i> | <i>After School</i> | <i>Week Nights</i> | <i>Weekends</i> |
|--------------------|-------------------|------------------|-------------------|----------------------|----------------------|---------------------|--------------------|-----------------|
| 6th | 11879 | 0 | 95.7 | 1.5 | 1.8 | 1.9 | 1.8 | 3.3 |
| 7th | 10487 | 0 | 95.3 | 2.2 | 2.4 | 3.7 | 3.2 | 6.8 |
| 8th | 15287 | 0 | 96.1 | 3.6 | 3.1 | 5.9 | 5.6 | 12.6 |
| 9th | 10333 | 0 | 94.8 | 6.3 | 5.1 | 9.6 | 9.1 | 20.0 |
| 10th | 11123 | 0 | 94.9 | 7.4 | 5.8 | 10.9 | 11.8 | 25.2 |
| 11th | 8559 | 0 | 94.5 | 9.3 | 7.5 | 13.5 | 14.2 | 28.9 |
| 12th | 8136 | 0 | 94.3 | 10.0 | 8.2 | 14.5 | 16.3 | 30.9 |
| JrHs | 37653 | 0 | 95.7 | 2.6 | 2.5 | 4.0 | 3.7 | 8.0 |
| SrHS | 38151 | 0 | 94.7 | 8.1 | 6.5 | 11.9 | 12.6 | 25.8 |
| Total | 75804 | 0 | 95.2 | 5.3 | 4.5 | 8.0 | 8.2 | 17.0 |

5.8. While At School Have You

5.106 - While at school have you carried a gun?

| <i>Grade Level</i> | <i>N of Valid</i> | <i>N of Miss</i> | <i>Never</i> | <i>One Time</i> | <i>2-5 Times</i> | <i>6 or More Times</i> |
|--------------------|-------------------|------------------|--------------|-----------------|------------------|------------------------|
| 6th | 11606 | 273 | 98.4 | 0.6 | 0.2 | 0.7 |
| 7th | 10258 | 229 | 98.1 | 0.9 | 0.4 | 0.6 |
| 8th | 14998 | 289 | 97.8 | 0.9 | 0.4 | 0.9 |
| 9th | 10072 | 261 | 97.0 | 1.1 | 0.7 | 1.3 |
| 10th | 10888 | 235 | 97.2 | 1.1 | 0.4 | 1.3 |
| 11th | 8354 | 205 | 96.6 | 1.2 | 0.6 | 1.6 |
| 12th | 7927 | 209 | 96.2 | 1.2 | 0.7 | 1.9 |
| JrHs | 36862 | 791 | 98.1 | 0.8 | 0.3 | 0.8 |
| SrHS | 37241 | 910 | 96.8 | 1.2 | 0.6 | 1.5 |
| Total | 74103 | 1701 | 97.4 | 1.0 | 0.5 | 1.1 |

5.107 - While at school have you carried a knife, club or other weapon?

| <i>Grade Level</i> | <i>N of Valid</i> | <i>N of Miss</i> | <i>Never</i> | <i>One Time</i> | <i>2-5 Times</i> | <i>6 or More Times</i> |
|--------------------|-------------------|------------------|--------------|-----------------|------------------|------------------------|
| 6th | 11581 | 298 | 93.5 | 4.3 | 0.9 | 1.3 |
| 7th | 10232 | 255 | 90.6 | 5.9 | 1.8 | 1.7 |
| 8th | 14972 | 315 | 87.6 | 7.0 | 2.6 | 2.8 |
| 9th | 10062 | 271 | 84.5 | 7.3 | 3.7 | 4.5 |
| 10th | 10865 | 258 | 83.7 | 6.6 | 4.0 | 5.7 |
| 11th | 8335 | 224 | 83.4 | 6.2 | 3.5 | 6.9 |
| 12th | 7911 | 225 | 83.9 | 4.9 | 3.3 | 7.9 |
| JrHs | 36785 | 868 | 90.2 | 5.9 | 1.8 | 2.0 |
| SrHS | 37173 | 978 | 83.9 | 6.3 | 3.7 | 6.1 |
| Total | 73958 | 1846 | 87.1 | 6.1 | 2.8 | 4.1 |

5.108 - While at school have you threatened a student with a gun, knife or club?

| <i>Grade Level</i> | <i>N of Valid</i> | <i>N of Miss</i> | <i>Never</i> | <i>One Time</i> | <i>2-5 Times</i> | <i>6 or More Times</i> |
|--------------------|-------------------|------------------|--------------|-----------------|------------------|------------------------|
| 6th | 11493 | 386 | 97.3 | 1.5 | 0.4 | 0.8 |
| 7th | 10150 | 337 | 96.2 | 2.0 | 0.9 | 0.9 |
| 8th | 14881 | 406 | 95.3 | 2.4 | 1.1 | 1.2 |
| 9th | 9997 | 336 | 93.6 | 3.0 | 1.6 | 1.8 |
| 10th | 10812 | 311 | 94.4 | 2.4 | 1.4 | 1.7 |
| 11th | 8281 | 278 | 94.2 | 2.3 | 1.5 | 1.9 |
| 12th | 7879 | 257 | 95.1 | 1.7 | 1.1 | 2.1 |
| JrHs | 36524 | 1129 | 96.2 | 2.0 | 0.9 | 1.0 |
| SrHS | 36969 | 1182 | 94.3 | 2.4 | 1.4 | 1.9 |
| Total | 73493 | 2311 | 95.2 | 2.2 | 1.1 | 1.4 |

5.109 - While at school have you threatened to hurt a student by hitting, slapping or kicking?

| <i>Grade Level</i> | <i>N of Valid</i> | <i>N of Miss</i> | <i>Never</i> | <i>One Time</i> | <i>2-5 Times</i> | <i>6 or More Times</i> |
|--------------------|-------------------|------------------|--------------|-----------------|------------------|------------------------|
| 6th | 11562 | 317 | 69.9 | 14.4 | 8.3 | 7.4 |
| 7th | 10188 | 299 | 62.4 | 15.5 | 12.1 | 10.0 |
| 8th | 14960 | 327 | 57.8 | 15.2 | 14.1 | 12.9 |
| 9th | 10047 | 286 | 58.5 | 13.8 | 15.1 | 12.5 |
| 10th | 10860 | 263 | 61.4 | 13.0 | 14.1 | 11.5 |
| 11th | 8331 | 228 | 65.1 | 11.9 | 12.5 | 10.4 |
| 12th | 7898 | 238 | 70.4 | 10.3 | 10.4 | 8.9 |
| JrHs | 36710 | 943 | 62.9 | 15.0 | 11.7 | 10.4 |
| SrHS | 37136 | 1015 | 63.4 | 12.4 | 13.3 | 11.0 |
| Total | 73846 | 1958 | 63.1 | 13.7 | 12.5 | 10.7 |

5.110 - While at school have you hurt a student by using a gun, knife or club?

| <i>Grade Level</i> | <i>N of Valid</i> | <i>N of Miss</i> | <i>Never</i> | <i>One Time</i> | <i>2-5 Times</i> | <i>6 or More Times</i> |
|--------------------|-------------------|------------------|--------------|-----------------|------------------|------------------------|
| 6th | 11531 | 348 | 97.9 | 1.0 | 0.3 | 0.8 |
| 7th | 10178 | 309 | 97.5 | 1.3 | 0.5 | 0.7 |
| 8th | 14906 | 381 | 97.1 | 1.4 | 0.7 | 0.8 |
| 9th | 10018 | 315 | 96.1 | 1.7 | 0.9 | 1.2 |
| 10th | 10817 | 306 | 96.4 | 1.7 | 0.8 | 1.2 |
| 11th | 8307 | 252 | 96.1 | 1.6 | 0.9 | 1.4 |
| 12th | 7890 | 246 | 96.4 | 1.3 | 0.7 | 1.6 |
| JrHs | 36615 | 1038 | 97.5 | 1.2 | 0.5 | 0.8 |
| SrHS | 37032 | 1119 | 96.3 | 1.6 | 0.8 | 1.3 |
| Total | 73647 | 2157 | 96.9 | 1.4 | 0.7 | 1.1 |

5.111 - While at school have you hurt a student by hitting, slapping or kicking?

| <i>Grade Level</i> | <i>N of Valid</i> | <i>N of Miss</i> | <i>Never</i> | <i>One Time</i> | <i>2-5 Times</i> | <i>6 or More Times</i> |
|--------------------|-------------------|------------------|--------------|-----------------|------------------|------------------------|
| 6th | 11525 | 354 | 73.6 | 13.9 | 7.1 | 5.4 |
| 7th | 10161 | 326 | 67.8 | 15.3 | 10.0 | 6.9 |
| 8th | 14923 | 364 | 64.7 | 16.2 | 11.1 | 8.0 |
| 9th | 10019 | 314 | 66.4 | 14.4 | 11.2 | 8.0 |
| 10th | 10839 | 284 | 71.4 | 12.5 | 9.4 | 6.6 |
| 11th | 8298 | 261 | 75.6 | 10.7 | 7.8 | 5.9 |
| 12th | 7901 | 235 | 80.3 | 8.6 | 6.3 | 4.8 |
| JrHs | 36609 | 1044 | 68.3 | 15.2 | 9.5 | 6.9 |
| SrHS | 37057 | 1094 | 72.9 | 11.8 | 8.9 | 6.4 |
| Total | 73666 | 2138 | 70.6 | 13.5 | 9.2 | 6.7 |

5.112 - While at school have you been threatened with a gun, knife or club by a student?

| <i>Grade Level</i> | <i>N of Valid</i> | <i>N of Miss</i> | <i>Never</i> | <i>One Time</i> | <i>2-5 Times</i> | <i>6 or More Times</i> |
|--------------------|-------------------|------------------|--------------|-----------------|------------------|------------------------|
| 6th | 11516 | 363 | 90.9 | 5.9 | 1.8 | 1.4 |
| 7th | 10164 | 323 | 89.5 | 6.7 | 2.4 | 1.5 |
| 8th | 14899 | 388 | 88.5 | 7.0 | 2.8 | 1.7 |
| 9th | 10010 | 323 | 88.2 | 6.7 | 2.9 | 2.1 |
| 10th | 10818 | 305 | 89.1 | 6.4 | 2.7 | 1.8 |
| 11th | 8298 | 261 | 90.4 | 5.1 | 2.3 | 2.2 |
| 12th | 7882 | 254 | 91.9 | 4.2 | 1.9 | 2.1 |
| JrHs | 36579 | 1074 | 89.5 | 6.5 | 2.4 | 1.5 |
| SrHS | 37008 | 1143 | 89.8 | 5.7 | 2.5 | 2.1 |
| Total | 73587 | 2217 | 89.6 | 6.1 | 2.4 | 1.8 |

5.113 - While at school have you had a student threaten to hit, slap or kick you?

| <i>Grade Level</i> | <i>N of Valid</i> | <i>N of Miss</i> | <i>Never</i> | <i>One Time</i> | <i>2-5 Times</i> | <i>6 or More Times</i> |
|--------------------|-------------------|------------------|--------------|-----------------|------------------|------------------------|
| 6th | 11512 | 367 | 59.9 | 19.0 | 12.5 | 8.7 |
| 7th | 10161 | 326 | 57.0 | 18.9 | 14.3 | 9.8 |
| 8th | 14926 | 361 | 55.4 | 19.2 | 15.1 | 10.3 |
| 9th | 10019 | 314 | 58.5 | 17.8 | 14.5 | 9.2 |
| 10th | 10833 | 290 | 62.4 | 16.7 | 13.1 | 7.9 |
| 11th | 8302 | 257 | 69.3 | 13.6 | 10.3 | 6.8 |
| 12th | 7888 | 248 | 74.4 | 11.3 | 8.4 | 5.9 |
| JrHs | 36599 | 1054 | 57.3 | 19.0 | 14.0 | 9.6 |
| SrHS | 37042 | 1109 | 65.4 | 15.1 | 11.8 | 7.6 |
| Total | 73641 | 2163 | 61.4 | 17.1 | 12.9 | 8.6 |

5.114 - While at school have you been afraid a student may hurt you?

| <i>Grade Level</i> | <i>N of Valid</i> | <i>N of Miss</i> | <i>Never</i> | <i>One Time</i> | <i>2-5 Times</i> | <i>6 or More Times</i> |
|--------------------|-------------------|------------------|--------------|-----------------|------------------|------------------------|
| 6th | 11502 | 377 | 71.9 | 16.4 | 6.4 | 5.4 |
| 7th | 10138 | 349 | 72.3 | 15.7 | 7.3 | 4.7 |
| 8th | 14921 | 366 | 73.2 | 15.4 | 7.2 | 4.2 |
| 9th | 10011 | 322 | 76.2 | 14.2 | 6.0 | 3.6 |
| 10th | 10812 | 311 | 78.5 | 13.2 | 5.3 | 3.1 |
| 11th | 8300 | 259 | 83.0 | 10.5 | 3.9 | 2.6 |
| 12th | 7903 | 233 | 86.2 | 8.4 | 3.1 | 2.4 |
| JrHs | 36561 | 1092 | 72.5 | 15.8 | 7.0 | 4.7 |
| SrHS | 37026 | 1125 | 80.5 | 11.8 | 4.7 | 3.0 |
| Total | 73587 | 2217 | 76.6 | 13.8 | 5.8 | 3.8 |

5.115 - While at school have you been hurt by a student using a gun, knife or club?

| <i>Grade Level</i> | <i>N of Valid</i> | <i>N of Miss</i> | <i>Never</i> | <i>One Time</i> | <i>2-5 Times</i> | <i>6 or More Times</i> |
|--------------------|-------------------|------------------|--------------|-----------------|------------------|------------------------|
| 6th | 11503 | 376 | 97.7 | 1.3 | 0.4 | 0.6 |
| 7th | 10164 | 323 | 97.4 | 1.5 | 0.5 | 0.6 |
| 8th | 14914 | 373 | 97.1 | 1.6 | 0.5 | 0.8 |
| 9th | 10024 | 309 | 96.5 | 1.7 | 0.8 | 1.0 |
| 10th | 10833 | 290 | 97.0 | 1.5 | 0.6 | 0.9 |
| 11th | 8316 | 243 | 96.8 | 1.4 | 0.5 | 1.2 |
| 12th | 7880 | 256 | 96.9 | 1.3 | 0.6 | 1.3 |
| JrHs | 36581 | 1072 | 97.4 | 1.5 | 0.5 | 0.7 |
| SrHS | 37053 | 1098 | 96.8 | 1.5 | 0.6 | 1.1 |
| Total | 73634 | 2170 | 97.1 | 1.5 | 0.6 | 0.9 |

5.116 - While at school have you been hurt by a student who hit, slapped or kicked you?

| <i>Grade Level</i> | <i>N of Valid</i> | <i>N of Miss</i> | <i>Never</i> | <i>One Time</i> | <i>2-5 Times</i> | <i>6 or More Times</i> |
|--------------------|-------------------|------------------|--------------|-----------------|------------------|------------------------|
| 6th | 11512 | 367 | 72.3 | 15.8 | 7.3 | 4.6 |
| 7th | 10153 | 334 | 73.9 | 14.3 | 7.2 | 4.6 |
| 8th | 14899 | 388 | 76.0 | 13.2 | 6.5 | 4.4 |
| 9th | 10017 | 316 | 81.1 | 10.7 | 5.0 | 3.3 |
| 10th | 10821 | 302 | 85.3 | 8.1 | 3.9 | 2.7 |
| 11th | 8299 | 260 | 88.0 | 6.9 | 2.6 | 2.6 |
| 12th | 7883 | 253 | 90.5 | 5.0 | 2.3 | 2.2 |
| JrHs | 36564 | 1089 | 74.3 | 14.3 | 6.9 | 4.5 |
| SrHS | 37020 | 1131 | 85.8 | 7.9 | 3.6 | 2.7 |
| Total | 73584 | 2220 | 80.1 | 11.1 | 5.2 | 3.6 |

5.9. When Did You First

5.117 - When did you first smoke cigarettes?

| <i>Grade Level</i> | <i>N of Valid</i> | <i>N of Miss</i> | <i>Never Used</i> | -10 | 10-11 | 12-13 | 14-15 | 16-17 | 18-19 | 20+ |
|--------------------|-------------------|------------------|-------------------|-----|-------|-------|-------|-------|-------|-----|
| 6th | 11495 | 384 | 86.4 | 7.3 | 4.7 | 1.3 | 0.1 | 0.0 | 0.0 | 0.2 |
| 7th | 10138 | 349 | 77.6 | 9.2 | 8.3 | 4.6 | 0.2 | 0.0 | 0.0 | 0.1 |
| 8th | 14882 | 405 | 67.6 | 9.5 | 11.2 | 10.2 | 1.1 | 0.0 | 0.0 | 0.2 |
| 9th | 10004 | 329 | 57.2 | 8.9 | 12.6 | 15.4 | 5.4 | 0.2 | 0.0 | 0.2 |
| 10th | 10795 | 328 | 51.3 | 8.2 | 12.2 | 17.6 | 9.4 | 1.1 | 0.0 | 0.2 |
| 11th | 8301 | 258 | 47.0 | 7.3 | 11.8 | 16.9 | 11.8 | 4.8 | 0.1 | 0.3 |
| 12th | 7874 | 262 | 42.2 | 6.2 | 10.5 | 18.0 | 13.7 | 8.2 | 0.8 | 0.3 |
| JrHs | 36515 | 1138 | 76.3 | 8.7 | 8.4 | 5.8 | 0.6 | 0.0 | 0.0 | 0.2 |
| SrHS | 36974 | 1177 | 50.0 | 7.8 | 11.8 | 16.9 | 9.8 | 3.2 | 0.2 | 0.3 |
| Total | 73489 | 2315 | 63.1 | 8.2 | 10.1 | 11.4 | 5.2 | 1.6 | 0.1 | 0.2 |

5.118 - When did you first use smokeless tobacco?

| <i>Grade Level</i> | <i>N of Valid</i> | <i>N of Miss</i> | <i>Never Used</i> | -10 | 10-11 | 12-13 | 14-15 | 16-17 | 18-19 | 20+ |
|--------------------|-------------------|------------------|-------------------|-----|-------|-------|-------|-------|-------|-----|
| 6th | 11479 | 400 | 96.6 | 1.7 | 1.0 | 0.3 | 0.1 | 0.0 | 0.0 | 0.1 |
| 7th | 10107 | 380 | 94.3 | 2.1 | 2.0 | 1.4 | 0.1 | 0.0 | 0.0 | 0.1 |
| 8th | 14827 | 460 | 91.1 | 2.6 | 2.5 | 2.9 | 0.6 | 0.0 | 0.0 | 0.2 |
| 9th | 9957 | 376 | 88.5 | 2.6 | 2.7 | 3.8 | 2.0 | 0.1 | 0.0 | 0.2 |
| 10th | 10740 | 383 | 84.7 | 2.9 | 2.6 | 4.7 | 4.0 | 0.9 | 0.0 | 0.2 |
| 11th | 8247 | 312 | 82.1 | 3.2 | 3.0 | 4.5 | 4.5 | 2.3 | 0.1 | 0.3 |
| 12th | 7819 | 317 | 79.3 | 3.3 | 2.9 | 4.7 | 5.7 | 3.4 | 0.5 | 0.2 |
| JrHs | 36413 | 1240 | 93.7 | 2.2 | 1.9 | 1.7 | 0.3 | 0.0 | 0.0 | 0.1 |
| SrHS | 36763 | 1388 | 84.0 | 3.0 | 2.8 | 4.4 | 3.9 | 1.5 | 0.2 | 0.2 |
| Total | 73176 | 2628 | 88.8 | 2.6 | 2.4 | 3.1 | 2.1 | 0.8 | 0.1 | 0.2 |

5.119 - When did you first smoke cigars?

| <i>Grade Level</i> | <i>N of Valid</i> | <i>N of Miss</i> | <i>Never Used</i> | -10 | 10-11 | 12-13 | 14-15 | 16-17 | 18-19 | 20+ |
|--------------------|-------------------|------------------|-------------------|-----|-------|-------|-------|-------|-------|-----|
| 6th | 11445 | 434 | 95.2 | 2.3 | 1.7 | 0.6 | 0.0 | 0.1 | 0.0 | 0.1 |
| 7th | 10078 | 409 | 91.5 | 2.5 | 3.3 | 2.4 | 0.2 | 0.0 | 0.0 | 0.1 |
| 8th | 14776 | 511 | 86.4 | 2.7 | 4.4 | 5.2 | 1.0 | 0.0 | 0.0 | 0.2 |
| 9th | 9909 | 424 | 79.8 | 2.7 | 4.9 | 8.0 | 4.1 | 0.3 | 0.0 | 0.2 |
| 10th | 10685 | 438 | 74.0 | 2.6 | 4.6 | 9.4 | 8.0 | 1.2 | 0.0 | 0.2 |
| 11th | 8209 | 350 | 69.7 | 2.7 | 4.1 | 8.3 | 10.0 | 4.7 | 0.1 | 0.4 |
| 12th | 7824 | 312 | 64.0 | 2.5 | 3.4 | 7.9 | 11.6 | 9.0 | 1.2 | 0.3 |
| JrHs | 36299 | 1354 | 90.6 | 2.5 | 3.2 | 3.0 | 0.5 | 0.0 | 0.0 | 0.1 |
| SrHS | 36627 | 1524 | 72.5 | 2.6 | 4.3 | 8.5 | 8.2 | 3.4 | 0.3 | 0.3 |
| Total | 72926 | 2878 | 81.5 | 2.6 | 3.8 | 5.7 | 4.3 | 1.7 | 0.2 | 0.2 |

5.120 - When did you first drink beer?

| <i>Grade Level</i> | <i>N of Valid</i> | <i>N of Miss</i> | <i>Never Used</i> | <i>-10</i> | <i>10-11</i> | <i>12-13</i> | <i>14-15</i> | <i>16-17</i> | <i>18-19</i> | <i>20+</i> |
|--------------------|-------------------|------------------|-------------------|------------|--------------|--------------|--------------|--------------|--------------|------------|
| 6th | 11431 | 448 | 83.9 | 8.8 | 5.6 | 1.5 | 0.1 | 0.0 | 0.0 | 0.2 |
| 7th | 10068 | 419 | 76.0 | 9.8 | 7.6 | 6.1 | 0.3 | 0.0 | 0.0 | 0.1 |
| 8th | 14787 | 500 | 63.2 | 10.0 | 11.0 | 13.2 | 2.4 | 0.0 | 0.0 | 0.2 |
| 9th | 9939 | 394 | 48.9 | 9.4 | 11.1 | 19.7 | 10.2 | 0.5 | 0.1 | 0.2 |
| 10th | 10740 | 383 | 41.9 | 8.0 | 8.7 | 19.6 | 19.2 | 2.2 | 0.1 | 0.3 |
| 11th | 8239 | 320 | 35.5 | 7.4 | 7.6 | 17.0 | 22.9 | 9.1 | 0.1 | 0.3 |
| 12th | 7832 | 304 | 30.4 | 6.6 | 5.6 | 15.7 | 24.4 | 15.7 | 1.4 | 0.3 |
| JrHs | 36286 | 1367 | 73.3 | 9.5 | 8.4 | 7.5 | 1.1 | 0.0 | 0.0 | 0.2 |
| SrHS | 36750 | 1401 | 39.9 | 8.0 | 8.4 | 18.2 | 18.7 | 6.2 | 0.3 | 0.3 |
| Total | 73036 | 2768 | 56.5 | 8.7 | 8.4 | 12.9 | 10.0 | 3.1 | 0.2 | 0.2 |

5.121 - When did you first drink wine coolers?

| <i>Grade Level</i> | <i>N of Valid</i> | <i>N of Miss</i> | <i>Never Used</i> | <i>-10</i> | <i>10-11</i> | <i>12-13</i> | <i>14-15</i> | <i>16-17</i> | <i>18-19</i> | <i>20+</i> |
|--------------------|-------------------|------------------|-------------------|------------|--------------|--------------|--------------|--------------|--------------|------------|
| 6th | 11418 | 461 | 83.1 | 6.3 | 7.9 | 2.4 | 0.1 | 0.0 | 0.0 | 0.1 |
| 7th | 10072 | 415 | 75.1 | 6.9 | 9.3 | 8.1 | 0.4 | 0.0 | 0.1 | 0.1 |
| 8th | 14783 | 504 | 63.6 | 7.2 | 11.3 | 14.5 | 3.0 | 0.1 | 0.0 | 0.2 |
| 9th | 9916 | 417 | 50.6 | 7.3 | 11.1 | 19.1 | 11.2 | 0.5 | 0.0 | 0.2 |
| 10th | 10730 | 393 | 46.3 | 5.6 | 8.9 | 18.3 | 17.9 | 2.6 | 0.0 | 0.3 |
| 11th | 8227 | 332 | 40.5 | 5.5 | 7.2 | 16.2 | 21.4 | 8.7 | 0.2 | 0.3 |
| 12th | 7832 | 304 | 36.7 | 5.1 | 5.5 | 14.6 | 21.5 | 15.2 | 1.2 | 0.3 |
| JrHs | 36273 | 1380 | 72.9 | 6.8 | 9.7 | 8.9 | 1.3 | 0.0 | 0.0 | 0.2 |
| SrHS | 36705 | 1446 | 44.1 | 5.9 | 8.4 | 17.3 | 17.6 | 6.1 | 0.3 | 0.3 |
| Total | 72978 | 2826 | 58.4 | 6.4 | 9.0 | 13.1 | 9.5 | 3.1 | 0.2 | 0.2 |

5.122 - When did you first drink liquor?

| <i>Grade Level</i> | <i>N of Valid</i> | <i>N of Miss</i> | <i>Never Used</i> | <i>-10</i> | <i>10-11</i> | <i>12-13</i> | <i>14-15</i> | <i>16-17</i> | <i>18-19</i> | <i>20+</i> |
|--------------------|-------------------|------------------|-------------------|------------|--------------|--------------|--------------|--------------|--------------|------------|
| 6th | 11450 | 429 | 92.8 | 2.8 | 3.0 | 1.1 | 0.1 | 0.1 | 0.0 | 0.1 |
| 7th | 10087 | 400 | 86.0 | 3.8 | 4.9 | 4.9 | 0.3 | 0.1 | 0.1 | 0.1 |
| 8th | 14793 | 494 | 73.3 | 4.6 | 7.3 | 11.6 | 2.8 | 0.1 | 0.1 | 0.2 |
| 9th | 9934 | 399 | 56.4 | 4.7 | 7.9 | 18.1 | 12.2 | 0.5 | 0.0 | 0.2 |
| 10th | 10720 | 403 | 47.5 | 3.8 | 6.6 | 17.6 | 21.1 | 3.1 | 0.0 | 0.3 |
| 11th | 8233 | 326 | 38.8 | 4.0 | 5.4 | 15.3 | 24.3 | 11.6 | 0.2 | 0.3 |
| 12th | 7835 | 301 | 33.1 | 3.7 | 4.4 | 13.3 | 24.4 | 19.3 | 1.4 | 0.3 |
| JrHs | 36330 | 1323 | 83.0 | 3.8 | 5.3 | 6.5 | 1.2 | 0.1 | 0.0 | 0.1 |
| SrHS | 36722 | 1429 | 44.9 | 4.1 | 6.2 | 16.3 | 20.1 | 7.8 | 0.4 | 0.3 |
| Total | 73052 | 2752 | 63.8 | 4.0 | 5.8 | 11.4 | 10.7 | 3.9 | 0.2 | 0.2 |

5.123 - When did you first smoke marijuana?

| <i>Grade Level</i> | <i>N of Valid</i> | <i>N of Miss</i> | <i>Never Used</i> | <i>-10</i> | <i>10-11</i> | <i>12-13</i> | <i>14-15</i> | <i>16-17</i> | <i>18-19</i> | <i>20+</i> |
|--------------------|-------------------|------------------|-------------------|------------|--------------|--------------|--------------|--------------|--------------|------------|
| 6th | 11412 | 467 | 96.4 | 1.3 | 1.3 | 0.8 | 0.1 | 0.0 | 0.0 | 0.1 |
| 7th | 10083 | 404 | 92.0 | 1.7 | 2.6 | 3.3 | 0.2 | 0.0 | 0.1 | 0.1 |
| 8th | 14796 | 491 | 84.7 | 2.0 | 3.7 | 7.3 | 1.9 | 0.1 | 0.1 | 0.2 |
| 9th | 9936 | 397 | 73.6 | 2.5 | 4.8 | 10.4 | 8.1 | 0.4 | 0.1 | 0.2 |
| 10th | 10733 | 390 | 65.9 | 2.3 | 4.3 | 11.2 | 13.7 | 2.2 | 0.1 | 0.2 |
| 11th | 8232 | 327 | 60.7 | 2.3 | 3.7 | 10.2 | 14.8 | 7.7 | 0.2 | 0.4 |
| 12th | 7834 | 302 | 55.5 | 2.4 | 3.2 | 10.5 | 15.8 | 11.0 | 1.4 | 0.3 |
| JrHs | 36291 | 1362 | 90.4 | 1.7 | 2.6 | 4.1 | 0.9 | 0.0 | 0.1 | 0.1 |
| SrHS | 36735 | 1416 | 64.6 | 2.4 | 4.1 | 10.6 | 12.9 | 4.8 | 0.4 | 0.3 |
| Total | 73026 | 2778 | 77.4 | 2.0 | 3.3 | 7.4 | 6.9 | 2.4 | 0.2 | 0.2 |

5.124 - When did you first use cocaine?

| <i>Grade Level</i> | <i>N of Valid</i> | <i>N of Miss</i> | <i>Never Used</i> | <i>-10</i> | <i>10-11</i> | <i>12-13</i> | <i>14-15</i> | <i>16-17</i> | <i>18-19</i> | <i>20+</i> |
|--------------------|-------------------|------------------|-------------------|------------|--------------|--------------|--------------|--------------|--------------|------------|
| 6th | 11412 | 467 | 98.6 | 0.7 | 0.3 | 0.2 | 0.0 | 0.0 | 0.0 | 0.1 |
| 7th | 10088 | 399 | 98.2 | 0.5 | 0.5 | 0.6 | 0.1 | 0.1 | 0.0 | 0.1 |
| 8th | 14800 | 487 | 97.4 | 0.7 | 0.5 | 0.9 | 0.3 | 0.0 | 0.0 | 0.2 |
| 9th | 9919 | 414 | 96.1 | 0.9 | 0.5 | 1.0 | 1.2 | 0.1 | 0.0 | 0.2 |
| 10th | 10711 | 412 | 94.8 | 0.9 | 0.6 | 1.2 | 1.7 | 0.5 | 0.0 | 0.3 |
| 11th | 8239 | 320 | 93.1 | 1.3 | 0.3 | 1.0 | 1.9 | 1.8 | 0.1 | 0.4 |
| 12th | 7821 | 315 | 91.1 | 1.5 | 0.5 | 1.0 | 2.0 | 3.2 | 0.5 | 0.3 |
| JrHs | 36300 | 1353 | 98.0 | 0.6 | 0.4 | 0.6 | 0.1 | 0.0 | 0.0 | 0.1 |
| SrHS | 36690 | 1461 | 94.0 | 1.1 | 0.5 | 1.0 | 1.7 | 1.3 | 0.2 | 0.3 |
| Total | 72990 | 2814 | 96.0 | 0.9 | 0.5 | 0.8 | 0.9 | 0.7 | 0.1 | 0.2 |

5.125 - When did you first use uppers?

| <i>Grade Level</i> | <i>N of Valid</i> | <i>N of Miss</i> | <i>Never Used</i> | <i>-10</i> | <i>10-11</i> | <i>12-13</i> | <i>14-15</i> | <i>16-17</i> | <i>18-19</i> | <i>20+</i> |
|--------------------|-------------------|------------------|-------------------|------------|--------------|--------------|--------------|--------------|--------------|------------|
| 6th | 11332 | 547 | 98.4 | 0.8 | 0.4 | 0.2 | 0.0 | 0.0 | 0.0 | 0.1 |
| 7th | 10054 | 433 | 97.9 | 0.6 | 0.7 | 0.6 | 0.1 | 0.0 | 0.1 | 0.0 |
| 8th | 14784 | 503 | 96.2 | 0.8 | 0.6 | 1.6 | 0.5 | 0.0 | 0.1 | 0.1 |
| 9th | 9920 | 413 | 93.6 | 0.9 | 0.8 | 2.1 | 2.2 | 0.1 | 0.1 | 0.1 |
| 10th | 10697 | 426 | 91.1 | 1.1 | 0.8 | 2.4 | 3.5 | 0.8 | 0.1 | 0.3 |
| 11th | 8228 | 331 | 88.5 | 1.4 | 0.7 | 1.9 | 4.0 | 3.0 | 0.2 | 0.3 |
| 12th | 7817 | 319 | 87.5 | 1.5 | 0.6 | 1.7 | 3.6 | 4.1 | 0.6 | 0.3 |
| JrHs | 36170 | 1483 | 97.4 | 0.8 | 0.6 | 0.9 | 0.2 | 0.0 | 0.1 | 0.1 |
| SrHS | 36662 | 1489 | 90.4 | 1.2 | 0.7 | 2.1 | 3.3 | 1.8 | 0.2 | 0.2 |
| Total | 72832 | 2972 | 93.9 | 1.0 | 0.7 | 1.5 | 1.8 | 0.9 | 0.1 | 0.2 |

5.126 - When did you first use downers?

| <i>Grade Level</i> | <i>N of Valid</i> | <i>N of Miss</i> | <i>Never Used</i> | <i>-10</i> | <i>10-11</i> | <i>12-13</i> | <i>14-15</i> | <i>16-17</i> | <i>18-19</i> | <i>20+</i> |
|--------------------|-------------------|------------------|-------------------|------------|--------------|--------------|--------------|--------------|--------------|------------|
| 6th | 11308 | 571 | 98.5 | 0.7 | 0.3 | 0.2 | 0.1 | 0.0 | 0.0 | 0.1 |
| 7th | 10054 | 433 | 98.1 | 0.6 | 0.6 | 0.5 | 0.1 | 0.0 | 0.0 | 0.1 |
| 8th | 14777 | 510 | 96.7 | 0.7 | 0.7 | 1.2 | 0.4 | 0.0 | 0.0 | 0.2 |
| 9th | 9920 | 413 | 94.9 | 0.9 | 0.7 | 1.7 | 1.5 | 0.2 | 0.0 | 0.1 |
| 10th | 10704 | 419 | 92.9 | 1.0 | 0.8 | 2.1 | 2.4 | 0.5 | 0.0 | 0.3 |
| 11th | 8226 | 333 | 91.2 | 1.3 | 0.7 | 1.5 | 3.1 | 1.8 | 0.1 | 0.3 |
| 12th | 7813 | 323 | 89.9 | 1.3 | 0.6 | 1.7 | 3.0 | 2.8 | 0.4 | 0.3 |
| JrHs | 36139 | 1514 | 97.7 | 0.7 | 0.5 | 0.7 | 0.2 | 0.0 | 0.0 | 0.1 |
| SrHS | 36663 | 1488 | 92.4 | 1.1 | 0.7 | 1.8 | 2.4 | 1.2 | 0.1 | 0.2 |
| Total | 72802 | 3002 | 95.0 | 0.9 | 0.6 | 1.2 | 1.3 | 0.6 | 0.1 | 0.2 |

5.127 - When did you first use inhalants?

| <i>Grade Level</i> | <i>N of Valid</i> | <i>N of Miss</i> | <i>Never Used</i> | <i>-10</i> | <i>10-11</i> | <i>12-13</i> | <i>14-15</i> | <i>16-17</i> | <i>18-19</i> | <i>20+</i> |
|--------------------|-------------------|------------------|-------------------|------------|--------------|--------------|--------------|--------------|--------------|------------|
| 6th | 11377 | 502 | 96.6 | 1.7 | 1.1 | 0.4 | 0.0 | 0.0 | 0.0 | 0.1 |
| 7th | 10040 | 447 | 95.2 | 1.7 | 1.5 | 1.4 | 0.1 | 0.1 | 0.0 | 0.1 |
| 8th | 14793 | 494 | 94.5 | 1.6 | 1.5 | 1.6 | 0.5 | 0.0 | 0.0 | 0.2 |
| 9th | 9907 | 426 | 94.5 | 1.4 | 1.3 | 1.5 | 1.0 | 0.0 | 0.1 | 0.1 |
| 10th | 10695 | 428 | 94.4 | 1.3 | 1.0 | 1.5 | 1.2 | 0.3 | 0.0 | 0.3 |
| 11th | 8223 | 336 | 93.8 | 1.6 | 0.9 | 1.2 | 1.5 | 0.7 | 0.0 | 0.3 |
| 12th | 7812 | 324 | 93.5 | 1.6 | 0.8 | 1.3 | 1.3 | 1.1 | 0.2 | 0.3 |
| JrHs | 36210 | 1443 | 95.4 | 1.7 | 1.4 | 1.2 | 0.2 | 0.0 | 0.0 | 0.1 |
| SrHS | 36637 | 1514 | 94.1 | 1.5 | 1.0 | 1.4 | 1.2 | 0.5 | 0.1 | 0.3 |
| Total | 72847 | 2957 | 94.7 | 1.6 | 1.2 | 1.3 | 0.7 | 0.3 | 0.0 | 0.2 |

5.128 - When did you first use hallucinogens?

| <i>Grade Level</i> | <i>N of Valid</i> | <i>N of Miss</i> | <i>Never Used</i> | <i>-10</i> | <i>10-11</i> | <i>12-13</i> | <i>14-15</i> | <i>16-17</i> | <i>18-19</i> | <i>20+</i> |
|--------------------|-------------------|------------------|-------------------|------------|--------------|--------------|--------------|--------------|--------------|------------|
| 6th | 11303 | 576 | 98.8 | 0.6 | 0.2 | 0.2 | 0.0 | 0.0 | 0.0 | 0.1 |
| 7th | 10040 | 447 | 98.4 | 0.5 | 0.5 | 0.4 | 0.1 | 0.0 | 0.0 | 0.1 |
| 8th | 14751 | 536 | 97.2 | 0.7 | 0.5 | 1.0 | 0.4 | 0.0 | 0.0 | 0.1 |
| 9th | 9904 | 429 | 95.1 | 0.7 | 0.7 | 1.4 | 1.8 | 0.1 | 0.1 | 0.1 |
| 10th | 10707 | 416 | 92.8 | 0.9 | 0.6 | 1.6 | 3.0 | 0.8 | 0.0 | 0.2 |
| 11th | 8217 | 342 | 90.5 | 1.3 | 0.4 | 1.2 | 3.4 | 2.8 | 0.1 | 0.3 |
| 12th | 7817 | 319 | 88.1 | 1.3 | 0.5 | 1.4 | 3.7 | 4.2 | 0.5 | 0.3 |
| JrHs | 36094 | 1559 | 98.0 | 0.6 | 0.4 | 0.6 | 0.2 | 0.0 | 0.0 | 0.1 |
| SrHS | 36645 | 1506 | 91.9 | 1.0 | 0.6 | 1.4 | 2.9 | 1.8 | 0.1 | 0.2 |
| Total | 72739 | 3065 | 94.9 | 0.8 | 0.5 | 1.0 | 1.6 | 0.9 | 0.1 | 0.2 |

5.129 - When did you first use heroin?

| <i>Grade Level</i> | <i>N of Valid</i> | <i>N of Miss</i> | <i>Never Used</i> | <i>-10</i> | <i>10-11</i> | <i>12-13</i> | <i>14-15</i> | <i>16-17</i> | <i>18-19</i> | <i>20+</i> |
|--------------------|-------------------|------------------|-------------------|------------|--------------|--------------|--------------|--------------|--------------|------------|
| 6th | 11339 | 540 | 98.8 | 0.6 | 0.2 | 0.1 | 0.1 | 0.0 | 0.0 | 0.1 |
| 7th | 10029 | 458 | 98.6 | 0.4 | 0.4 | 0.3 | 0.0 | 0.0 | 0.0 | 0.1 |
| 8th | 14766 | 521 | 98.1 | 0.6 | 0.4 | 0.5 | 0.2 | 0.0 | 0.0 | 0.2 |
| 9th | 9907 | 426 | 97.5 | 0.8 | 0.5 | 0.5 | 0.5 | 0.1 | 0.1 | 0.2 |
| 10th | 10699 | 424 | 96.7 | 0.9 | 0.4 | 0.5 | 0.8 | 0.3 | 0.1 | 0.3 |
| 11th | 8228 | 331 | 95.9 | 1.2 | 0.4 | 0.6 | 0.7 | 0.7 | 0.1 | 0.4 |
| 12th | 7817 | 319 | 95.2 | 1.4 | 0.3 | 0.6 | 0.8 | 1.2 | 0.2 | 0.3 |
| JrHs | 36134 | 1519 | 98.5 | 0.5 | 0.3 | 0.3 | 0.1 | 0.0 | 0.0 | 0.1 |
| SrHS | 36651 | 1500 | 96.4 | 1.0 | 0.4 | 0.5 | 0.7 | 0.5 | 0.1 | 0.3 |
| Total | 72785 | 3019 | 97.4 | 0.8 | 0.4 | 0.4 | 0.4 | 0.3 | 0.1 | 0.2 |

5.130 - When did you first use steroids?

| <i>Grade Level</i> | <i>N of Valid</i> | <i>N of Miss</i> | <i>Never Used</i> | <i>-10</i> | <i>10-11</i> | <i>12-13</i> | <i>14-15</i> | <i>16-17</i> | <i>18-19</i> | <i>20+</i> |
|--------------------|-------------------|------------------|-------------------|------------|--------------|--------------|--------------|--------------|--------------|------------|
| 6th | 11295 | 584 | 98.4 | 0.7 | 0.3 | 0.2 | 0.0 | 0.0 | 0.0 | 0.2 |
| 7th | 9981 | 506 | 98.0 | 0.6 | 0.5 | 0.6 | 0.1 | 0.0 | 0.0 | 0.1 |
| 8th | 14686 | 601 | 97.3 | 0.8 | 0.5 | 0.7 | 0.4 | 0.0 | 0.0 | 0.2 |
| 9th | 9879 | 454 | 96.9 | 0.9 | 0.5 | 0.6 | 0.9 | 0.1 | 0.0 | 0.2 |
| 10th | 10670 | 453 | 96.6 | 1.0 | 0.3 | 0.6 | 0.8 | 0.3 | 0.0 | 0.3 |
| 11th | 8192 | 367 | 96.0 | 1.2 | 0.3 | 0.6 | 0.6 | 0.9 | 0.1 | 0.3 |
| 12th | 7793 | 343 | 96.0 | 1.2 | 0.3 | 0.4 | 0.7 | 0.8 | 0.2 | 0.3 |
| JrHs | 35962 | 1691 | 97.9 | 0.7 | 0.5 | 0.6 | 0.2 | 0.0 | 0.0 | 0.2 |
| SrHS | 36534 | 1617 | 96.4 | 1.1 | 0.4 | 0.6 | 0.8 | 0.5 | 0.1 | 0.3 |
| Total | 72496 | 3308 | 97.1 | 0.9 | 0.4 | 0.6 | 0.5 | 0.2 | 0.1 | 0.2 |

5.10. How Easy Is It To Get

5.131 - How easy is it to get cigarettes?

| <i>Grade Level</i> | <i>N of Valid</i> | <i>N of Miss</i> | <i>Cannot Get</i> | <i>Very Difficult</i> | <i>Fairly Difficult</i> | <i>Fairly Easy</i> | <i>Very Easy</i> |
|--------------------|-------------------|------------------|-------------------|-----------------------|-------------------------|--------------------|------------------|
| 6th | 11222 | 657 | 62.5 | 5.8 | 6.0 | 10.7 | 15.0 |
| 7th | 9895 | 592 | 50.6 | 5.3 | 7.4 | 14.9 | 21.8 |
| 8th | 14659 | 628 | 35.8 | 4.5 | 7.6 | 20.7 | 31.4 |
| 9th | 9865 | 468 | 25.4 | 2.4 | 5.5 | 22.4 | 44.2 |
| 10th | 10636 | 487 | 18.3 | 1.5 | 4.3 | 22.1 | 53.8 |
| 11th | 8203 | 356 | 13.6 | 1.2 | 3.2 | 19.0 | 63.0 |
| 12th | 7804 | 332 | 8.0 | 0.6 | 1.8 | 13.4 | 76.2 |
| JrHs | 35776 | 1877 | 48.2 | 5.1 | 7.0 | 16.0 | 23.6 |
| SrHS | 36508 | 1643 | 17.0 | 1.5 | 3.8 | 19.6 | 58.1 |
| Total | 72284 | 3520 | 32.5 | 3.3 | 5.4 | 17.8 | 41.0 |

5.132 - How easy is it to get smokeless tobacco?

| <i>Grade Level</i> | <i>N of Valid</i> | <i>N of Miss</i> | <i>Cannot Get</i> | <i>Very Difficult</i> | <i>Fairly Difficult</i> | <i>Fairly Easy</i> | <i>Very Easy</i> |
|--------------------|-------------------|------------------|-------------------|-----------------------|-------------------------|--------------------|------------------|
| 6th | 11144 | 735 | 76.3 | 5.6 | 5.6 | 5.9 | 6.5 |
| 7th | 9811 | 676 | 67.9 | 6.1 | 7.4 | 8.6 | 10.0 |
| 8th | 14546 | 741 | 54.1 | 5.8 | 9.3 | 13.7 | 17.0 |
| 9th | 9734 | 599 | 42.8 | 4.1 | 8.9 | 17.8 | 26.3 |
| 10th | 10525 | 598 | 31.7 | 3.0 | 7.6 | 20.8 | 37.0 |
| 11th | 8118 | 441 | 24.0 | 2.2 | 5.8 | 19.6 | 48.4 |
| 12th | 7731 | 405 | 15.5 | 1.3 | 3.5 | 15.5 | 64.2 |
| JrHs | 35501 | 2152 | 64.9 | 5.8 | 7.6 | 9.9 | 11.8 |
| SrHS | 36108 | 2043 | 29.5 | 2.7 | 6.7 | 18.6 | 42.5 |
| Total | 71609 | 4195 | 47.0 | 4.3 | 7.2 | 14.3 | 27.3 |

5.133 - How easy is it to get cigars?

| <i>Grade Level</i> | <i>N of Valid</i> | <i>N of Miss</i> | <i>Cannot Get</i> | <i>Very Difficult</i> | <i>Fairly Difficult</i> | <i>Fairly Easy</i> | <i>Very Easy</i> |
|--------------------|-------------------|------------------|-------------------|-----------------------|-------------------------|--------------------|------------------|
| 6th | 11126 | 753 | 74.5 | 6.1 | 5.9 | 6.0 | 7.5 |
| 7th | 9826 | 661 | 65.4 | 6.6 | 7.4 | 9.5 | 11.1 |
| 8th | 14528 | 759 | 51.4 | 6.7 | 10.8 | 13.7 | 17.5 |
| 9th | 9731 | 602 | 39.4 | 4.5 | 10.0 | 18.0 | 28.0 |
| 10th | 10523 | 600 | 28.8 | 3.3 | 9.7 | 21.0 | 37.3 |
| 11th | 8107 | 452 | 21.5 | 2.4 | 7.5 | 20.4 | 48.1 |
| 12th | 7728 | 408 | 13.3 | 1.6 | 4.6 | 16.3 | 64.2 |
| JrHs | 35480 | 2173 | 62.5 | 6.5 | 8.3 | 10.1 | 12.6 |
| SrHS | 36089 | 2062 | 26.7 | 3.0 | 8.2 | 19.1 | 43.0 |
| Total | 71569 | 4235 | 44.4 | 4.8 | 8.3 | 14.6 | 27.9 |

5.134 - How easy is it to get beer?

| <i>Grade Level</i> | <i>N of Valid</i> | <i>N of Miss</i> | <i>Cannot Get</i> | <i>Very Difficult</i> | <i>Fairly Difficult</i> | <i>Fairly Easy</i> | <i>Very Easy</i> |
|--------------------|-------------------|------------------|-------------------|-----------------------|-------------------------|--------------------|------------------|
| 6th | 11143 | 736 | 62.4 | 6.9 | 6.7 | 9.2 | 14.9 |
| 7th | 9843 | 644 | 51.8 | 6.1 | 7.8 | 13.9 | 20.4 |
| 8th | 14583 | 704 | 35.7 | 5.2 | 8.9 | 18.8 | 31.4 |
| 9th | 9799 | 534 | 24.9 | 3.5 | 8.5 | 22.0 | 41.1 |
| 10th | 10577 | 546 | 18.2 | 2.8 | 7.6 | 24.4 | 47.0 |
| 11th | 8174 | 385 | 13.8 | 2.3 | 6.7 | 25.2 | 52.0 |
| 12th | 7771 | 365 | 10.0 | 1.8 | 6.8 | 28.6 | 52.8 |
| JrHs | 35569 | 2084 | 48.5 | 6.0 | 7.9 | 14.5 | 23.2 |
| SrHS | 36321 | 1830 | 17.2 | 2.7 | 7.5 | 24.9 | 47.8 |
| Total | 71890 | 3914 | 32.7 | 4.3 | 7.7 | 19.7 | 35.6 |

5.135 - How easy is it to get wine coolers?

| <i>Grade Level</i> | <i>N of Valid</i> | <i>N of Miss</i> | <i>Cannot Get</i> | <i>Very Difficult</i> | <i>Fairly Difficult</i> | <i>Fairly Easy</i> | <i>Very Easy</i> |
|--------------------|-------------------|------------------|-------------------|-----------------------|-------------------------|--------------------|------------------|
| 6th | 11111 | 768 | 66.4 | 6.6 | 6.4 | 8.4 | 12.2 |
| 7th | 9839 | 648 | 55.3 | 6.5 | 7.8 | 12.6 | 17.9 |
| 8th | 14580 | 707 | 39.4 | 6.0 | 9.5 | 17.5 | 27.6 |
| 9th | 9776 | 557 | 27.1 | 3.7 | 9.5 | 21.5 | 38.2 |
| 10th | 10565 | 558 | 19.2 | 3.1 | 8.2 | 24.5 | 44.9 |
| 11th | 8143 | 416 | 14.7 | 2.3 | 7.0 | 25.2 | 50.8 |
| 12th | 7749 | 387 | 10.8 | 1.9 | 6.8 | 28.4 | 52.1 |
| JrHs | 35530 | 2123 | 52.2 | 6.3 | 8.0 | 13.3 | 20.1 |
| SrHS | 36233 | 1918 | 18.5 | 2.8 | 8.0 | 24.7 | 46.0 |
| Total | 71763 | 4041 | 35.2 | 4.6 | 8.0 | 19.0 | 33.2 |

5.136 - How easy is it to get liquor?

| <i>Grade Level</i> | <i>N of Valid</i> | <i>N of Miss</i> | <i>Cannot Get</i> | <i>Very Difficult</i> | <i>Fairly Difficult</i> | <i>Fairly Easy</i> | <i>Very Easy</i> |
|--------------------|-------------------|------------------|-------------------|-----------------------|-------------------------|--------------------|------------------|
| 6th | 11121 | 758 | 72.8 | 6.7 | 5.5 | 6.2 | 8.8 |
| 7th | 9799 | 688 | 61.5 | 6.9 | 7.2 | 9.7 | 14.7 |
| 8th | 14515 | 772 | 44.7 | 6.8 | 9.3 | 15.0 | 24.1 |
| 9th | 9760 | 573 | 29.8 | 4.9 | 9.8 | 19.9 | 35.6 |
| 10th | 10556 | 567 | 21.2 | 3.9 | 9.5 | 22.9 | 42.4 |
| 11th | 8149 | 410 | 15.4 | 3.1 | 7.9 | 24.9 | 48.7 |
| 12th | 7752 | 384 | 11.1 | 2.5 | 8.3 | 28.3 | 49.8 |
| JrHs | 35435 | 2218 | 58.2 | 6.8 | 7.6 | 10.8 | 16.7 |
| SrHS | 36217 | 1934 | 20.0 | 3.7 | 9.0 | 23.7 | 43.6 |
| Total | 71652 | 4152 | 38.9 | 5.2 | 8.3 | 17.3 | 30.3 |

5.137 - How easy is it to get marijuana?

| <i>Grade Level</i> | <i>N of Valid</i> | <i>N of Miss</i> | <i>Cannot Get</i> | <i>Very Difficult</i> | <i>Fairly Difficult</i> | <i>Fairly Easy</i> | <i>Very Easy</i> |
|--------------------|-------------------|------------------|-------------------|-----------------------|-------------------------|--------------------|------------------|
| 6th | 11107 | 772 | 81.9 | 6.3 | 3.6 | 3.0 | 5.3 |
| 7th | 9804 | 683 | 71.4 | 7.5 | 5.7 | 6.0 | 9.4 |
| 8th | 14505 | 782 | 55.1 | 7.9 | 9.0 | 10.7 | 17.2 |
| 9th | 9722 | 611 | 38.2 | 5.8 | 9.5 | 15.7 | 30.8 |
| 10th | 10526 | 597 | 27.4 | 5.1 | 9.8 | 19.1 | 38.6 |
| 11th | 8117 | 442 | 21.7 | 3.7 | 8.9 | 21.3 | 44.4 |
| 12th | 7702 | 434 | 16.1 | 3.5 | 8.3 | 25.3 | 46.8 |
| JrHS | 35416 | 2237 | 68.0 | 7.3 | 6.4 | 7.0 | 11.3 |
| SrHS | 36067 | 2084 | 26.6 | 4.6 | 9.2 | 20.0 | 39.6 |
| Total | 71483 | 4321 | 47.1 | 6.0 | 7.8 | 13.6 | 25.6 |

5.138 - How easy is it to get cocaine?

| <i>Grade Level</i> | <i>N of Valid</i> | <i>N of Miss</i> | <i>Cannot Get</i> | <i>Very Difficult</i> | <i>Fairly Difficult</i> | <i>Fairly Easy</i> | <i>Very Easy</i> |
|--------------------|-------------------|------------------|-------------------|-----------------------|-------------------------|--------------------|------------------|
| 6th | 11091 | 788 | 84.9 | 6.3 | 2.9 | 2.2 | 3.7 |
| 7th | 9789 | 698 | 78.8 | 7.8 | 4.6 | 3.9 | 5.0 |
| 8th | 14477 | 810 | 68.3 | 10.4 | 8.1 | 5.8 | 7.4 |
| 9th | 9693 | 640 | 57.4 | 10.6 | 11.5 | 9.1 | 11.4 |
| 10th | 10435 | 688 | 46.9 | 12.6 | 14.9 | 11.5 | 14.1 |
| 11th | 8026 | 533 | 40.6 | 12.4 | 16.9 | 13.6 | 16.4 |
| 12th | 7629 | 507 | 35.0 | 12.5 | 17.8 | 16.3 | 18.4 |
| JrHS | 35357 | 2296 | 76.4 | 8.4 | 5.5 | 4.1 | 5.6 |
| SrHS | 35783 | 2368 | 45.8 | 12.0 | 15.1 | 12.3 | 14.8 |
| Total | 71140 | 4664 | 61.0 | 10.2 | 10.3 | 8.3 | 10.2 |

5.139 - How easy is it to get uppers?

| <i>Grade Level</i> | <i>N of Valid</i> | <i>N of Miss</i> | <i>Cannot Get</i> | <i>Very Difficult</i> | <i>Fairly Difficult</i> | <i>Fairly Easy</i> | <i>Very Easy</i> |
|--------------------|-------------------|------------------|-------------------|-----------------------|-------------------------|--------------------|------------------|
| 6th | 11010 | 869 | 84.4 | 5.4 | 3.6 | 2.6 | 3.9 |
| 7th | 9748 | 739 | 78.6 | 7.1 | 4.9 | 4.1 | 5.3 |
| 8th | 14418 | 869 | 67.8 | 9.3 | 8.0 | 6.5 | 8.5 |
| 9th | 9673 | 660 | 56.3 | 9.1 | 10.8 | 10.5 | 13.3 |
| 10th | 10419 | 704 | 45.4 | 10.2 | 13.0 | 14.1 | 17.4 |
| 11th | 8040 | 519 | 39.0 | 8.5 | 14.5 | 16.7 | 21.4 |
| 12th | 7616 | 520 | 33.9 | 9.6 | 15.6 | 19.2 | 21.8 |
| JrHS | 35176 | 2477 | 76.0 | 7.5 | 5.8 | 4.6 | 6.2 |
| SrHS | 35748 | 2403 | 44.5 | 9.4 | 13.3 | 14.8 | 18.1 |
| Total | 70924 | 4880 | 60.1 | 8.4 | 9.6 | 9.7 | 12.2 |

5.140 - How easy is it to get downers?

| <i>Grade Level</i> | <i>N of Valid</i> | <i>N of Miss</i> | <i>Cannot Get</i> | <i>Very Difficult</i> | <i>Fairly Difficult</i> | <i>Fairly Easy</i> | <i>Very Easy</i> |
|--------------------|-------------------|------------------|-------------------|-----------------------|-------------------------|--------------------|------------------|
| 6th | 10989 | 890 | 84.3 | 5.2 | 3.7 | 2.7 | 4.1 |
| 7th | 9769 | 718 | 78.5 | 6.9 | 5.0 | 4.0 | 5.6 |
| 8th | 14398 | 889 | 67.9 | 9.1 | 7.8 | 6.6 | 8.6 |
| 9th | 9658 | 675 | 56.5 | 9.1 | 10.8 | 10.3 | 13.3 |
| 10th | 10397 | 726 | 45.9 | 9.9 | 13.1 | 13.9 | 17.2 |
| 11th | 8013 | 546 | 39.6 | 8.8 | 14.1 | 16.6 | 20.9 |
| 12th | 7607 | 529 | 34.6 | 9.5 | 15.9 | 18.7 | 21.3 |
| JrHs | 35156 | 2497 | 76.0 | 7.2 | 5.7 | 4.7 | 6.4 |
| SrHS | 35675 | 2476 | 45.0 | 9.4 | 13.3 | 14.5 | 17.8 |
| Total | 70831 | 4973 | 60.4 | 8.3 | 9.5 | 9.6 | 12.1 |

5.141 - How easy is it to get inhalants?

| <i>Grade Level</i> | <i>N of Valid</i> | <i>N of Miss</i> | <i>Cannot Get</i> | <i>Very Difficult</i> | <i>Fairly Difficult</i> | <i>Fairly Easy</i> | <i>Very Easy</i> |
|--------------------|-------------------|------------------|-------------------|-----------------------|-------------------------|--------------------|------------------|
| 6th | 11039 | 840 | 73.6 | 3.4 | 2.5 | 4.0 | 16.6 |
| 7th | 9762 | 725 | 68.6 | 4.1 | 3.0 | 4.7 | 19.5 |
| 8th | 14446 | 841 | 58.0 | 5.0 | 4.4 | 6.1 | 26.6 |
| 9th | 9671 | 662 | 50.6 | 5.1 | 6.0 | 8.3 | 30.0 |
| 10th | 10420 | 703 | 41.6 | 5.7 | 7.1 | 10.2 | 35.4 |
| 11th | 8018 | 541 | 36.6 | 5.6 | 7.6 | 11.9 | 38.3 |
| 12th | 7619 | 517 | 31.6 | 6.3 | 9.1 | 12.7 | 40.2 |
| JrHs | 35247 | 2406 | 65.8 | 4.2 | 3.4 | 5.0 | 21.5 |
| SrHS | 35728 | 2423 | 40.8 | 5.7 | 7.3 | 10.6 | 35.6 |
| Total | 70975 | 4829 | 53.2 | 5.0 | 5.4 | 7.9 | 28.6 |

5.142 - How easy is it to get hallucinogens?

| <i>Grade Level</i> | <i>N of Valid</i> | <i>N of Miss</i> | <i>Cannot Get</i> | <i>Very Difficult</i> | <i>Fairly Difficult</i> | <i>Fairly Easy</i> | <i>Very Easy</i> |
|--------------------|-------------------|------------------|-------------------|-----------------------|-------------------------|--------------------|------------------|
| 6th | 10961 | 918 | 85.8 | 5.4 | 3.1 | 2.2 | 3.4 |
| 7th | 9742 | 745 | 80.1 | 7.2 | 4.4 | 3.5 | 4.7 |
| 8th | 14392 | 895 | 70.4 | 9.5 | 7.6 | 5.5 | 7.1 |
| 9th | 9666 | 667 | 59.0 | 10.2 | 10.8 | 8.9 | 11.1 |
| 10th | 10407 | 716 | 47.7 | 11.8 | 13.5 | 12.0 | 14.8 |
| 11th | 8002 | 557 | 41.4 | 11.7 | 14.6 | 14.9 | 17.3 |
| 12th | 7617 | 519 | 35.3 | 11.8 | 17.0 | 16.6 | 19.3 |
| JrHs | 35095 | 2558 | 77.9 | 7.6 | 5.3 | 3.9 | 5.3 |
| SrHS | 35692 | 2459 | 46.7 | 11.4 | 13.8 | 12.8 | 15.3 |
| Total | 70787 | 5017 | 62.2 | 9.5 | 9.6 | 8.4 | 10.4 |

5.143 - How easy is it to get heroin?

| <i>Grade Level</i> | <i>N of Valid</i> | <i>N of Miss</i> | <i>Cannot Get</i> | <i>Very Difficult</i> | <i>Fairly Difficult</i> | <i>Fairly Easy</i> | <i>Very Easy</i> |
|--------------------|-------------------|------------------|-------------------|-----------------------|-------------------------|--------------------|------------------|
| 6th | 11008 | 871 | 85.8 | 5.9 | 2.9 | 2.1 | 3.4 |
| 7th | 9746 | 741 | 80.6 | 7.3 | 4.2 | 3.3 | 4.6 |
| 8th | 14423 | 864 | 72.0 | 10.4 | 6.7 | 4.6 | 6.3 |
| 9th | 9670 | 663 | 61.4 | 11.7 | 10.3 | 6.9 | 9.7 |
| 10th | 10404 | 719 | 51.6 | 14.8 | 13.0 | 8.8 | 11.8 |
| 11th | 7995 | 564 | 45.9 | 14.7 | 15.3 | 10.3 | 13.7 |
| 12th | 7614 | 522 | 40.4 | 16.0 | 17.1 | 11.9 | 14.5 |
| JrHs | 35177 | 2476 | 78.7 | 8.1 | 4.8 | 3.4 | 4.9 |
| SrHS | 35683 | 2468 | 50.6 | 14.2 | 13.7 | 9.3 | 12.2 |
| Total | 70860 | 4944 | 64.6 | 11.2 | 9.3 | 6.4 | 8.6 |

5.144 - How easy is it to get steroids?

| <i>Grade Level</i> | <i>N of Valid</i> | <i>N of Miss</i> | <i>Cannot Get</i> | <i>Very Difficult</i> | <i>Fairly Difficult</i> | <i>Fairly Easy</i> | <i>Very Easy</i> |
|--------------------|-------------------|------------------|-------------------|-----------------------|-------------------------|--------------------|------------------|
| 6th | 10960 | 919 | 83.3 | 5.3 | 3.7 | 3.1 | 4.6 |
| 7th | 9714 | 773 | 78.1 | 6.9 | 4.9 | 4.3 | 5.8 |
| 8th | 14349 | 938 | 68.3 | 9.0 | 8.0 | 6.1 | 8.6 |
| 9th | 9646 | 687 | 58.0 | 9.1 | 10.5 | 9.5 | 12.9 |
| 10th | 10393 | 730 | 48.3 | 10.8 | 13.2 | 12.1 | 15.6 |
| 11th | 7979 | 580 | 42.1 | 10.8 | 14.0 | 14.0 | 19.1 |
| 12th | 7576 | 560 | 37.0 | 11.5 | 15.5 | 16.1 | 19.9 |
| JrHs | 35023 | 2630 | 75.7 | 7.3 | 5.8 | 4.7 | 6.6 |
| SrHS | 35594 | 2557 | 47.1 | 10.5 | 13.1 | 12.7 | 16.6 |
| Total | 70617 | 5187 | 61.3 | 8.9 | 9.5 | 8.7 | 11.6 |

5.11. Frequency of Use

5.145 - Frequency of Use -- Cigarettes

| <i>Grade Level</i> | <i>N of Valid</i> | <i>N of Miss</i> | <i>Daily Use</i> | <i>Weekly Use</i> | <i>Monthly Use</i> | <i>Annual Use</i> |
|--------------------|-------------------|------------------|------------------|-------------------|--------------------|-------------------|
| 6th | 11729 | 150 | 1.4 | 2.8 | 4.0 | 10.3 |
| 7th | 10372 | 115 | 2.7 | 5.6 | 7.8 | 17.6 |
| 8th | 15164 | 123 | 5.5 | 10.6 | 13.8 | 26.8 |
| 9th | 10224 | 109 | 10.2 | 16.6 | 20.9 | 36.1 |
| 10th | 11043 | 80 | 14.1 | 20.8 | 25.9 | 40.5 |
| 11th | 8483 | 76 | 17.9 | 25.2 | 30.2 | 44.5 |
| 12th | 8060 | 76 | 23.1 | 30.3 | 35.5 | 48.1 |
| JrHs | 37265 | 388 | 3.4 | 6.8 | 9.0 | 19.1 |
| SrHS | 37810 | 341 | 15.8 | 22.7 | 27.6 | 41.8 |
| Total | 75075 | 729 | 9.7 | 14.8 | 18.4 | 30.5 |

5.146 - Frequency of Use -- Smokeless Tobacco

| <i>Grade Level</i> | <i>N of Valid</i> | <i>N of Miss</i> | <i>Daily Use</i> | <i>Weekly Use</i> | <i>Monthly Use</i> | <i>Annual Use</i> |
|--------------------|-------------------|------------------|------------------|-------------------|--------------------|-------------------|
| 6th | 11715 | 164 | 0.8 | 1.1 | 1.5 | 3.1 |
| 7th | 10345 | 142 | 0.6 | 1.4 | 2.0 | 4.8 |
| 8th | 15146 | 141 | 1.2 | 2.7 | 3.8 | 7.8 |
| 9th | 10207 | 126 | 1.9 | 3.5 | 5.0 | 9.4 |
| 10th | 11036 | 87 | 2.7 | 4.9 | 6.8 | 12.4 |
| 11th | 8472 | 87 | 3.6 | 5.8 | 7.6 | 13.8 |
| 12th | 8056 | 80 | 4.1 | 6.5 | 8.6 | 15.0 |
| JrHs | 37206 | 447 | 0.9 | 1.8 | 2.6 | 5.5 |
| SrHS | 37771 | 380 | 3.0 | 5.1 | 6.9 | 12.5 |
| Total | 74977 | 827 | 2.0 | 3.5 | 4.8 | 9.0 |

5.147 - Frequency of Use -- Cigars

| <i>Grade Level</i> | <i>N of Valid</i> | <i>N of Miss</i> | <i>Daily Use</i> | <i>Weekly Use</i> | <i>Monthly Use</i> | <i>Annual Use</i> |
|--------------------|-------------------|------------------|------------------|-------------------|--------------------|-------------------|
| 6th | 11689 | 190 | 0.7 | 1.1 | 1.7 | 4.4 |
| 7th | 10326 | 161 | 0.6 | 1.6 | 2.6 | 7.7 |
| 8th | 15094 | 193 | 0.8 | 2.5 | 4.5 | 12.4 |
| 9th | 10176 | 157 | 1.3 | 3.8 | 7.2 | 18.0 |
| 10th | 11000 | 123 | 1.4 | 4.4 | 9.5 | 22.9 |
| 11th | 8432 | 127 | 1.9 | 4.7 | 10.6 | 27.3 |
| 12th | 8022 | 114 | 2.2 | 5.9 | 13.2 | 32.1 |
| JrHs | 37109 | 544 | 0.7 | 1.8 | 3.1 | 8.6 |
| SrHS | 37630 | 521 | 1.6 | 4.6 | 9.9 | 24.5 |
| Total | 74739 | 1065 | 1.2 | 3.2 | 6.5 | 16.6 |

5.148 - Frequency of Use -- Beer

| <i>Grade Level</i> | <i>N of Valid</i> | <i>N of Miss</i> | <i>Daily Use</i> | <i>Weekly Use</i> | <i>Monthly Use</i> | <i>Annual Use</i> |
|--------------------|-------------------|------------------|------------------|-------------------|--------------------|-------------------|
| 6th | 11674 | 205 | 0.8 | 1.9 | 3.3 | 14.5 |
| 7th | 10317 | 170 | 0.7 | 3.2 | 6.3 | 22.2 |
| 8th | 15102 | 185 | 1.2 | 5.9 | 12.6 | 33.9 |
| 9th | 10174 | 159 | 1.8 | 10.9 | 22.6 | 46.7 |
| 10th | 11001 | 122 | 1.9 | 13.9 | 28.8 | 52.9 |
| 11th | 8445 | 114 | 2.4 | 18.0 | 34.9 | 58.8 |
| 12th | 8043 | 93 | 2.6 | 21.1 | 40.1 | 62.4 |
| JrHs | 37093 | 560 | 0.9 | 3.9 | 7.9 | 24.5 |
| SrHS | 37663 | 488 | 2.1 | 15.5 | 30.9 | 54.5 |
| Total | 74756 | 1048 | 1.5 | 9.8 | 19.5 | 39.7 |

5.149 - Frequency of Use -- Wine Coolers

| <i>Grade Level</i> | <i>N of Valid</i> | <i>N of Miss</i> | <i>Daily Use</i> | <i>Weekly Use</i> | <i>Monthly Use</i> | <i>Annual Use</i> |
|--------------------|-------------------|------------------|------------------|-------------------|--------------------|-------------------|
| 6th | 11669 | 210 | 0.9 | 2.0 | 3.7 | 17.5 |
| 7th | 10307 | 180 | 0.8 | 3.4 | 6.9 | 26.0 |
| 8th | 15091 | 196 | 1.3 | 5.3 | 11.5 | 35.9 |
| 9th | 10176 | 157 | 1.5 | 7.9 | 19.0 | 47.1 |
| 10th | 11002 | 121 | 1.6 | 8.2 | 21.3 | 49.0 |
| 11th | 8438 | 121 | 1.8 | 9.8 | 24.5 | 53.3 |
| 12th | 8027 | 109 | 1.8 | 9.2 | 25.3 | 54.4 |
| JrHs | 37067 | 586 | 1.0 | 3.7 | 7.7 | 27.4 |
| SrHS | 37643 | 508 | 1.7 | 8.7 | 22.3 | 50.6 |
| Total | 74710 | 1094 | 1.3 | 6.2 | 15.0 | 39.1 |

5.150 - Frequency of Use -- Liquor

| <i>Grade Level</i> | <i>N of Valid</i> | <i>N of Miss</i> | <i>Daily Use</i> | <i>Weekly Use</i> | <i>Monthly Use</i> | <i>Annual Use</i> |
|--------------------|-------------------|------------------|------------------|-------------------|--------------------|-------------------|
| 6th | 11661 | 218 | 0.7 | 1.3 | 2.1 | 7.5 |
| 7th | 10296 | 191 | 0.7 | 2.4 | 4.6 | 14.8 |
| 8th | 15071 | 216 | 1.2 | 4.8 | 9.9 | 26.7 |
| 9th | 10152 | 181 | 1.8 | 9.6 | 20.5 | 42.5 |
| 10th | 10995 | 128 | 1.9 | 12.2 | 26.8 | 50.6 |
| 11th | 8442 | 117 | 2.3 | 15.6 | 33.3 | 58.7 |
| 12th | 8024 | 112 | 2.4 | 15.7 | 37.0 | 62.5 |
| JrHs | 37028 | 625 | 0.9 | 3.0 | 6.0 | 17.3 |
| SrHS | 37613 | 538 | 2.1 | 13.0 | 28.7 | 52.8 |
| Total | 74641 | 1163 | 1.5 | 8.0 | 17.4 | 35.2 |

5.151 - Frequency of Use -- Marijuana

| <i>Grade Level</i> | <i>N of Valid</i> | <i>N of Miss</i> | <i>Daily Use</i> | <i>Weekly Use</i> | <i>Monthly Use</i> | <i>Annual Use</i> |
|--------------------|-------------------|------------------|------------------|-------------------|--------------------|-------------------|
| 6th | 11649 | 230 | 0.9 | 1.5 | 2.0 | 3.6 |
| 7th | 10293 | 194 | 1.0 | 2.7 | 4.0 | 7.5 |
| 8th | 15066 | 221 | 2.4 | 5.9 | 8.7 | 15.0 |
| 9th | 10153 | 180 | 4.4 | 10.9 | 15.3 | 24.9 |
| 10th | 10989 | 134 | 5.5 | 13.9 | 20.5 | 31.5 |
| 11th | 8447 | 112 | 7.1 | 15.8 | 23.0 | 36.0 |
| 12th | 8030 | 106 | 8.3 | 16.7 | 24.2 | 39.0 |
| JrHs | 37008 | 645 | 1.5 | 3.6 | 5.3 | 9.3 |
| SrHS | 37619 | 532 | 6.2 | 14.1 | 20.5 | 32.3 |
| Total | 74627 | 1177 | 3.9 | 8.9 | 12.9 | 20.9 |

5.152 - Frequency of Use -- Cocaine

| <i>Grade Level</i> | <i>N of Valid</i> | <i>N of Miss</i> | <i>Daily Use</i> | <i>Weekly Use</i> | <i>Monthly Use</i> | <i>Annual Use</i> |
|--------------------|-------------------|------------------|------------------|-------------------|--------------------|-------------------|
| 6th | 11637 | 242 | 0.6 | 0.8 | 1.0 | 1.4 |
| 7th | 10292 | 195 | 0.4 | 0.7 | 0.9 | 1.8 |
| 8th | 15075 | 212 | 0.7 | 1.2 | 1.7 | 2.8 |
| 9th | 10161 | 172 | 0.9 | 1.3 | 2.2 | 3.8 |
| 10th | 10975 | 148 | 1.1 | 1.7 | 2.6 | 4.7 |
| 11th | 8445 | 114 | 1.6 | 2.4 | 3.5 | 6.1 |
| 12th | 8035 | 101 | 1.6 | 2.6 | 4.2 | 7.9 |
| JrHs | 37004 | 649 | 0.6 | 0.9 | 1.2 | 2.1 |
| SrHS | 37616 | 535 | 1.2 | 1.9 | 3.0 | 5.5 |
| Total | 74620 | 1184 | 0.9 | 1.4 | 2.1 | 3.8 |

5.153 - Frequency of Use -- Uppers

| <i>Grade Level</i> | <i>N of Valid</i> | <i>N of Miss</i> | <i>Daily Use</i> | <i>Weekly Use</i> | <i>Monthly Use</i> | <i>Annual Use</i> |
|--------------------|-------------------|------------------|------------------|-------------------|--------------------|-------------------|
| 6th | 11506 | 373 | 0.7 | 0.9 | 1.1 | 1.7 |
| 7th | 10253 | 234 | 0.4 | 0.8 | 1.3 | 2.4 |
| 8th | 15056 | 231 | 0.8 | 1.4 | 2.2 | 4.2 |
| 9th | 10134 | 199 | 1.2 | 2.3 | 4.0 | 7.0 |
| 10th | 10971 | 152 | 1.3 | 3.2 | 5.2 | 9.1 |
| 11th | 8409 | 150 | 2.1 | 4.0 | 6.8 | 11.7 |
| 12th | 8028 | 108 | 2.0 | 4.1 | 7.2 | 12.3 |
| JrHs | 36815 | 838 | 0.7 | 1.1 | 1.6 | 2.9 |
| SrHS | 37542 | 609 | 1.6 | 3.3 | 5.7 | 9.8 |
| Total | 74357 | 1447 | 1.1 | 2.2 | 3.7 | 6.4 |

5.154 - Frequency of Use -- Downers

| <i>Grade Level</i> | <i>N of Valid</i> | <i>N of Miss</i> | <i>Daily Use</i> | <i>Weekly Use</i> | <i>Monthly Use</i> | <i>Annual Use</i> |
|--------------------|-------------------|------------------|------------------|-------------------|--------------------|-------------------|
| 6th | 11475 | 404 | 0.6 | 0.7 | 1.0 | 1.6 |
| 7th | 10239 | 248 | 0.4 | 0.8 | 1.2 | 2.1 |
| 8th | 15023 | 264 | 0.7 | 1.3 | 2.0 | 3.6 |
| 9th | 10132 | 201 | 1.1 | 2.0 | 3.3 | 5.4 |
| 10th | 10979 | 144 | 1.3 | 2.6 | 4.2 | 7.5 |
| 11th | 8422 | 137 | 1.5 | 3.0 | 5.2 | 8.8 |
| 12th | 8011 | 125 | 1.8 | 3.4 | 5.9 | 9.8 |
| JrHs | 36737 | 916 | 0.6 | 1.0 | 1.5 | 2.5 |
| SrHS | 37544 | 607 | 1.4 | 2.7 | 4.6 | 7.7 |
| Total | 74281 | 1523 | 1.0 | 1.8 | 3.0 | 5.2 |

5.155 - Frequency of Use -- Inhalants

| <i>Grade Level</i> | <i>N of Valid</i> | <i>N of Miss</i> | <i>Daily Use</i> | <i>Weekly Use</i> | <i>Monthly Use</i> | <i>Annual Use</i> |
|--------------------|-------------------|------------------|------------------|-------------------|--------------------|-------------------|
| 6th | 11553 | 326 | 0.7 | 1.0 | 1.4 | 3.8 |
| 7th | 10268 | 219 | 0.5 | 1.2 | 2.0 | 5.5 |
| 8th | 15059 | 228 | 0.9 | 1.7 | 2.7 | 6.7 |
| 9th | 10127 | 206 | 0.8 | 1.5 | 2.7 | 6.2 |
| 10th | 10952 | 171 | 0.9 | 1.5 | 2.5 | 5.3 |
| 11th | 8407 | 152 | 1.2 | 1.7 | 2.7 | 5.1 |
| 12th | 8009 | 127 | 1.4 | 2.3 | 3.1 | 5.6 |
| JrHs | 36880 | 773 | 0.7 | 1.4 | 2.1 | 5.4 |
| SrHS | 37495 | 656 | 1.1 | 1.7 | 2.7 | 5.6 |
| Total | 74375 | 1429 | 0.9 | 1.5 | 2.4 | 5.5 |

5.156 - Frequency of Use -- Hallucinogens

| <i>Grade Level</i> | <i>N of Valid</i> | <i>N of Miss</i> | <i>Daily Use</i> | <i>Weekly Use</i> | <i>Monthly Use</i> | <i>Annual Use</i> |
|--------------------|-------------------|------------------|------------------|-------------------|--------------------|-------------------|
| 6th | 11429 | 450 | 0.6 | 0.7 | 0.9 | 1.3 |
| 7th | 10207 | 280 | 0.4 | 0.6 | 1.0 | 1.8 |
| 8th | 14998 | 289 | 0.6 | 1.1 | 1.7 | 3.1 |
| 9th | 10094 | 239 | 0.9 | 1.6 | 2.9 | 5.2 |
| 10th | 10942 | 181 | 1.1 | 2.0 | 3.5 | 7.1 |
| 11th | 8399 | 160 | 1.4 | 2.3 | 4.3 | 9.1 |
| 12th | 8003 | 133 | 1.4 | 2.7 | 5.3 | 11.3 |
| JrHs | 36634 | 1019 | 0.5 | 0.9 | 1.3 | 2.2 |
| SrHS | 37438 | 713 | 1.2 | 2.1 | 3.9 | 7.9 |
| Total | 74072 | 1732 | 0.9 | 1.5 | 2.6 | 5.1 |

5.157 - Frequency of Use -- Heroin

| <i>Grade Level</i> | <i>N of Valid</i> | <i>N of Miss</i> | <i>Daily Use</i> | <i>Weekly Use</i> | <i>Monthly Use</i> | <i>Annual Use</i> |
|--------------------|-------------------|------------------|------------------|-------------------|--------------------|-------------------|
| 6th | 11493 | 386 | 0.6 | 0.8 | 1.0 | 1.2 |
| 7th | 10217 | 270 | 0.4 | 0.6 | 0.8 | 1.4 |
| 8th | 15005 | 282 | 0.6 | 0.9 | 1.2 | 2.0 |
| 9th | 10080 | 253 | 0.8 | 1.1 | 1.5 | 2.3 |
| 10th | 10953 | 170 | 0.9 | 1.3 | 1.8 | 3.0 |
| 11th | 8410 | 149 | 1.4 | 1.9 | 2.4 | 3.6 |
| 12th | 8018 | 118 | 1.4 | 2.1 | 2.8 | 4.4 |
| JrHs | 36715 | 938 | 0.6 | 0.8 | 1.0 | 1.6 |
| SrHS | 37461 | 690 | 1.1 | 1.5 | 2.1 | 3.2 |
| Total | 74176 | 1628 | 0.8 | 1.2 | 1.5 | 2.4 |

5.158 - Frequency of Use -- Steroids

| <i>Grade Level</i> | <i>N of Valid</i> | <i>N of Miss</i> | <i>Daily Use</i> | <i>Weekly Use</i> | <i>Monthly Use</i> | <i>Annual Use</i> |
|--------------------|-------------------|------------------|------------------|-------------------|--------------------|-------------------|
| 6th | 11498 | 381 | 0.7 | 0.9 | 1.1 | 1.9 |
| 7th | 10210 | 277 | 0.5 | 0.8 | 1.0 | 2.4 |
| 8th | 14990 | 297 | 0.9 | 1.2 | 1.6 | 3.1 |
| 9th | 10078 | 255 | 1.0 | 1.4 | 1.8 | 3.2 |
| 10th | 10944 | 179 | 1.0 | 1.5 | 1.9 | 3.3 |
| 11th | 8393 | 166 | 1.5 | 2.0 | 2.6 | 3.9 |
| 12th | 7998 | 138 | 1.6 | 2.2 | 2.7 | 4.0 |
| JrHs | 36698 | 955 | 0.7 | 1.0 | 1.3 | 2.6 |
| SrHS | 37413 | 738 | 1.2 | 1.7 | 2.2 | 3.5 |
| Total | 74111 | 1693 | 1.0 | 1.4 | 1.8 | 3.0 |

5.159 - Frequency of Use -- Tobacco

| <i>Grade Level</i> | <i>N of Valid</i> | <i>N of Miss</i> | <i>Daily Use</i> | <i>Weekly Use</i> | <i>Monthly Use</i> | <i>Annual Use</i> |
|--------------------|-------------------|------------------|------------------|-------------------|--------------------|-------------------|
| 6th | 11781 | 98 | 1.6 | 3.2 | 4.5 | 12.0 |
| 7th | 10404 | 83 | 3.1 | 6.4 | 8.9 | 20.6 |
| 8th | 15217 | 70 | 6.0 | 11.8 | 15.7 | 30.4 |
| 9th | 10257 | 76 | 11.2 | 18.3 | 23.5 | 40.8 |
| 10th | 11077 | 46 | 15.6 | 23.2 | 29.4 | 46.2 |
| 11th | 8509 | 50 | 20.0 | 28.0 | 34.0 | 50.8 |
| 12th | 8088 | 48 | 25.2 | 33.5 | 39.8 | 55.6 |
| JrHs | 37402 | 251 | 3.8 | 7.6 | 10.3 | 21.9 |
| SrHS | 37931 | 220 | 17.5 | 25.2 | 31.0 | 47.8 |
| Total | 75333 | 471 | 10.7 | 16.4 | 20.7 | 34.9 |

5.160 - Frequency of Use -- Alcohol

| <i>Grade Level</i> | <i>N of Valid</i> | <i>N of Miss</i> | <i>Daily Use</i> | <i>Weekly Use</i> | <i>Monthly Use</i> | <i>Annual Use</i> |
|--------------------|-------------------|------------------|------------------|-------------------|--------------------|-------------------|
| 6th | 11757 | 122 | 1.1 | 2.7 | 5.1 | 24.0 |
| 7th | 10382 | 105 | 1.3 | 4.9 | 9.3 | 34.3 |
| 8th | 15190 | 97 | 1.9 | 8.4 | 16.8 | 47.7 |
| 9th | 10237 | 96 | 2.5 | 14.2 | 28.5 | 60.8 |
| 10th | 11064 | 59 | 2.6 | 17.3 | 34.7 | 65.5 |
| 11th | 8501 | 58 | 3.2 | 21.7 | 41.1 | 71.5 |
| 12th | 8076 | 60 | 3.2 | 24.1 | 46.4 | 74.6 |
| JrHs | 37329 | 324 | 1.5 | 5.6 | 11.0 | 36.5 |
| SrHS | 37878 | 273 | 2.8 | 18.9 | 37.0 | 67.5 |
| Total | 75207 | 597 | 2.1 | 12.3 | 24.1 | 52.1 |

5.161 - Frequency of Use -- Illicit Drugs

| <i>Grade Level</i> | <i>N of Valid</i> | <i>N of Miss</i> | <i>Daily Use</i> | <i>Weekly Use</i> | <i>Monthly Use</i> | <i>Annual Use</i> |
|--------------------|-------------------|------------------|------------------|-------------------|--------------------|-------------------|
| 6th | 11755 | 124 | 1.4 | 2.3 | 3.2 | 7.2 |
| 7th | 10390 | 97 | 1.7 | 4.1 | 5.8 | 12.2 |
| 8th | 15200 | 87 | 3.3 | 7.5 | 10.7 | 19.8 |
| 9th | 10244 | 89 | 5.4 | 12.2 | 17.1 | 28.7 |
| 10th | 11063 | 60 | 6.5 | 15.6 | 22.3 | 34.4 |
| 11th | 8503 | 56 | 8.6 | 17.8 | 25.3 | 38.9 |
| 12th | 8080 | 56 | 9.6 | 18.8 | 26.6 | 41.4 |
| JrHs | 37345 | 308 | 2.3 | 4.9 | 7.0 | 13.7 |
| SrHS | 37890 | 261 | 7.3 | 15.9 | 22.5 | 35.3 |
| Total | 75235 | 569 | 4.8 | 10.4 | 14.8 | 24.6 |