

***PRIDE
QUESTIONNAIRE
REPORT***

2001-02 National Summary
Grades 6 through 12

US019999

Fri Jul 12 15:52:12 CDT 2002



TABLE OF CONTENTS

1 INTRODUCTION	1
1.1 Drug Use Summary	2
1.2 Cigarette Use	2
1.3 Alcohol Use	2
1.4 Marijuana Use	3
1.5 Cocaine Use	3
1.6 Hallucinogen (LSD) Use	4
2 NATIONAL SUMMARY STATISTICS	5
2.1 Outline of Procedures Used to Obtain PRIDE National Summary Data	5
2.2 National Summary Tables	6
2.3 National Summary Graphics	16
3 STANDARD GRAPHICS	33
3.1 Frequency of Use	34
3.2 When Do You Use	36
3.3 Harmful to Health	39
3.4 How Easy Is It To Get	42
4 ADVANCED GRAPHICS	45
4.1 Effect of Use By Students Who Use Drugs	46
4.2 Frequency of Use by Sex	49
4.3 Illicit Drug Use by Risk & Protective Factors	52
5 SUMMARY STATISTICS	57
5.1 Guns	58
5.2 Gangs	59
5.3 Suicide	60
5.4 Threatening Behaviors	61
5.5 Trouble With The Police	62
5.6 Personal Safety	63
5.7 Risk and Protective Factors	64
5.7.1 Community - Risk Factors	64
5.7.2 Community - Protective Factors	65
5.7.3 School - Risk Factors	65
5.7.4 School - Protective Factors	65
5.7.5 Family - Risk Factors	65
5.7.6 Family - Protective Factors	66
5.7.7 Individual - Risk Factors	66
5.7.8 Individual - Protective Factors	66

6 PERCENTAGE TABLES	68
6.1 Personal & Family Information	69
6.2 Student Characteristics	72
6.3 Harmful To Health	79
6.4 Within The Past Year How Often Have You Used	84
6.5 How Many of Your Friends	90
6.6 What Effect Do You Most Often Get When You Use	95
6.7 When Do You Use	100
6.8 While At School Have You	106
6.9 When Did You First	110
6.10 How Easy Is It To Get	115
6.11 Frequency of Use	120
7 YEAR-TO-YEAR GRAPHICS	126
7.1 Annual & Monthly Use of Cigarettes	127
7.2 Annual & Monthly Use of Beer	127
7.3 Annual & Monthly Use of Wine Coolers	128
7.4 Annual & Monthly Use of Liquor	129
7.5 Annual & Monthly Use of Marijuana	130
7.6 Annual & Monthly Use of Cocaine	131
7.7 Annual & Monthly Use of Uppers	132
7.8 Annual & Monthly Use of Downers	133
7.9 Annual & Monthly Use of Inhalants	134
7.10 Annual & Monthly Use of Hallucinogens	135
7.11 Annual & Monthly Use of Alcohol	136
7.12 Annual & Monthly Use of Illicit Drugs	137
7.13 Availability of Beer	139
7.14 Availability of Wine Coolers	139
7.15 Availability of Liquor	140
7.16 Availability of Marijuana	140
7.17 Availability of Cocaine	141
7.18 Availability of Uppers	141
7.19 Availability of Downers	142
7.20 Availability of Inhalants	142
7.21 Availability of Hallucinogens	143
7.22 Effect of Use of Beer	144
7.23 Effect of Use of Wine Coolers	144
7.24 Effect of Use of Liquor	145
7.25 Effect of Use of Marijuana	145
7.26 Effect of Use of Cocaine	146
7.27 Effect of Use of Uppers	146
7.28 Effect of Use of Downers	147
7.29 Effect of Use of Inhalants	147
7.30 Effect of Use of Hallucinogens	148

LIST OF TABLES

2.1 - Sample Sizes of Annual Summaries	6
2.2 - Sample Distribution by Percentage Drawn from Each State	7
2.3 - Comparisons of Demographic Variables Race & Sex	8
2.4 - Current Year vs Previous Year Annual and Monthly Drug Use for Tobacco & Alcohol	9
2.5 - Current Year vs Previous Year Annual and Monthly Drug Use for Illicit Drugs	10
2.6 - Chi-Square Analysis of Drug Use for Junior High Student	11
2.7 - Chi-Square Analysis of Drug Use for Senior High Student	12
2.8 - Violence Summary	13
6.1 - Ethnic Origin	69
6.2 - Sex	69
6.3 - Age	69
6.4 - Do you live with:	70
6.5 - Do you have a job?	70
6.6 - Does your father have a job?	70
6.7 - Does your mother have a job?	71
6.8 - What is the educational level of your father?	71
6.9 - What is the educational level of your mother?	71
6.10 - Do you make good grades?	72
6.11 - Do you get into trouble at school?	72
6.12 - Do you take part in school activities such as sports teams, band, clubs, etc?	72
6.13 - Do you take part in community activities such as scouts, rec teams, youth clubs, etc?	73
6.14 - Do you attend church, synagogue, etc?	73
6.15 - Do you drink alcohol at home?	73
6.16 - Do you use drugs at home?	74
6.17 - Have you threatened to harm a teacher?	74
6.18 - Have you threatened to harm one or both of your parents, guardian, etc?	74
6.19 - Do your parents talk with you about the problems of alcohol/drugs?	75
6.20 - I talk with my parents about my problems?	75
6.21 - Do your friends talk with you about the problems of alcohol/drugs?	75
6.22 - Do your parents set clear rules for you?	76
6.23 - Do your parents punish you when you break the rules?	76
6.24 - Have you been in trouble with the police?	76
6.25 - Do you take part in gang activities?	77
6.26 - Have you thought about committing suicide?	77
6.27 - Do your teachers talk with you about the problems of alcohol/drugs?	77
6.28 - While NOT AT SCHOOL have you stolen something worth \$5.00 or more?	78
6.29 - While NOT AT SCHOOL have you carried a gun for protection or as a weapon?	78
6.30 - Do you feel that using cigarettes is harmful to your health?	79

6.31 - Do you feel that using smokeless tobacco is harmful to your health?	79
6.32 - Do you feel that using cigars is harmful to your health?	79
6.33 - Do you feel that using beer is harmful to your health?	80
6.34 - Do you feel that using wine coolers is harmful to your health?	80
6.35 - Do you feel that using liquor is harmful to your health?	80
6.36 - Do you feel that using marijuana is harmful to your health?	81
6.37 - Do you feel that using cocaine is harmful to your health?	81
6.38 - Do you feel that using uppers is harmful to your health?	81
6.39 - Do you feel that using downers is harmful to your health?	82
6.40 - Do you feel that using inhalants is harmful to your health?	82
6.41 - Do you feel that using hallucinogens is harmful to your health?	82
6.42 - Do you feel that using heroin is harmful to your health?	83
6.43 - Do you feel that using steroids is harmful to your health?	83
6.44 - Within the past year how often have you smoked cigarettes?	84
6.45 - Within the past year how often have you used smokeless tobacco?	84
6.46 - Within the past year how often have you smoked cigars?	84
6.47 - Within the past year how often have you drunk beer?	85
6.48 - Within the past year how often have you drunk wine coolers?	85
6.49 - Within the past year how often have you drunk liquor?	85
6.50 - Within the past year how often have you smoked marijuana?	86
6.51 - Within the past year how often have you used cocaine?	86
6.52 - Within the past year how often have you used uppers?	86
6.53 - Within the past year how often have you used downers?	87
6.54 - Within the past year how often have you used inhalants?	87
6.55 - Within the past year how often have you used hallucinogens?	87
6.56 - Within the past year how often have you used heroin?	88
6.57 - Within the past year how often have you used steroids?	88
6.58 - Within the past year how often have you used tobacco?	88
6.59 - Within the past year how often have you drunk alcohol?	89
6.60 - Within the past year how often have you used illicit drugs?	89
6.61 - How many of your friends smoke cigarettes?	90
6.62 - How many of your friends use smokeless tobacco?	90
6.63 - How many of your friends smoke cigars?	90
6.64 - How many of your friends drink beer?	91
6.65 - How many of your friends drink wine coolers?	91
6.66 - How many of your friends drink liquor?	91
6.67 - How many of your friends smoke marijuana?	92
6.68 - How many of your friends use cocaine?	92
6.69 - How many of your friends use uppers?	92
6.70 - How many of your friends use downers?	93
6.71 - How many of your friends use inhalants?	93
6.72 - How many of your friends use hallucinogens?	93
6.73 - How many of your friends use heroin?	94
6.74 - How many of your friends use steroids?	94
6.75 - What effect do you most often get when you smoke cigarettes?	95
6.76 - What effect do you most often get when you use smokeless tobacco?	95

6.77 - What effect do you most often get when you smoke cigars?	95
6.78 - What effect do you most often get when you drink beer?	96
6.79 - What effect do you most often get when you drink wine coolers?	96
6.80 - What effect do you most often get when you drink liquor?	96
6.81 - What effect do you most often get when you smoke marijuana?	97
6.82 - What effect do you most often get when you use cocaine?	97
6.83 - What effect do you most often get when you use uppers?	97
6.84 - What effect do you most often get when you use downers?	98
6.85 - What effect do you most often get when you use inhalants?	98
6.86 - What effect do you most often get when you use hallucinogens?	98
6.87 - What effect do you most often get when you use heroin?	99
6.88 - What effect do you most often get when you use steroids?	99
6.89 - When do you smoke cigarettes?	100
6.90 - When do you use smokeless tobacco?	100
6.91 - When do you smoke cigars?	100
6.92 - When do you drink beer?	101
6.93 - When do you drink wine coolers?	101
6.94 - When do you drink liquor?	101
6.95 - When do you smoke marijuana?	102
6.96 - When do you use cocaine?	102
6.97 - When do you use uppers?	102
6.98 - When do you use downers?	103
6.99 - When do you use inhalants?	103
6.100 - When do you use hallucinogens?	103
6.101 - When do you use heroin?	104
6.102 - When do you use steroids?	104
6.103 - When do you use any tobacco?	104
6.104 - When do you use any alcohol?	105
6.105 - When do you use any illicit drug?	105
6.106 - While at school have you carried a gun?	106
6.107 - While at school have you carried a knife, club or other weapon?	106
6.108 - While at school have you threatened a student with a gun, knife or club?	106
6.109 - While at school have you threatened to hurt a student by hitting, slapping or kicking?	107
6.110 - While at school have you hurt a student by using a gun, knife or club?	107
6.111 - While at school have you hurt a student by hitting, slapping or kicking?	107
6.112 - While at school have you been threatened with a gun, knife or club by a student?	108
6.113 - While at school have you had a student threaten to hit, slap or kick you?	108
6.114 - While at school have you been afraid a student may hurt you?	108
6.115 - While at school have you been hurt by a student using a gun, knife or club?	109
6.116 - While at school have you been hurt by a student who hit, slapped or kicked you?	109
6.117 - When did you first smoke cigarettes?	110
6.118 - When did you first use smokeless tobacco?	110
6.119 - When did you first smoke cigars?	110

6.120 - When did you first drink beer?	111
6.121 - When did you first drink wine coolers?	111
6.122 - When did you first drink liquor?	111
6.123 - When did you first smoke marijuana?	112
6.124 - When did you first use cocaine?	112
6.125 - When did you first use uppers?	112
6.126 - When did you first use downers?	113
6.127 - When did you first use inhalants?	113
6.128 - When did you first use hallucinogens?	113
6.129 - When did you first use heroin?	114
6.130 - When did you first use steroids?	114
6.131 - How easy is it to get cigarettes?	115
6.132 - How easy is it to get smokeless tobacco?	115
6.133 - How easy is it to get cigars?	115
6.134 - How easy is it to get beer?	116
6.135 - How easy is it to get wine coolers?	116
6.136 - How easy is it to get liquor?	116
6.137 - How easy is it to get marijuana?	117
6.138 - How easy is it to get cocaine?	117
6.139 - How easy is it to get uppers?	117
6.140 - How easy is it to get downers?	118
6.141 - How easy is it to get inhalants?	118
6.142 - How easy is it to get hallucinogens?	118
6.143 - How easy is it to get heroin?	119
6.144 - How easy is it to get steroids?	119
6.145 - Frequency of Use -- Cigarettes	120
6.146 - Frequency of Use -- Smokeless Tobacco	120
6.147 - Frequency of Use -- Cigars	120
6.148 - Frequency of Use -- Beer	121
6.149 - Frequency of Use -- Wine Coolers	121
6.150 - Frequency of Use -- Liquor	121
6.151 - Frequency of Use -- Marijuana	122
6.152 - Frequency of Use -- Cocaine	122
6.153 - Frequency of Use -- Uppers	122
6.154 - Frequency of Use -- Downers	123
6.155 - Frequency of Use -- Inhalants	123
6.156 - Frequency of Use -- Hallucinogens	123
6.157 - Frequency of Use -- Heroin	124
6.158 - Frequency of Use -- Steroids	124
6.159 - Frequency of Use -- Tobacco	124
6.160 - Frequency of Use -- Alcohol	125
6.161 - Frequency of Use -- Illicit Drugs	125

LIST OF FIGURES

2.1 - Junior High Cigarette & Alcohol Use	17
2.2 - Senior High Cigarette & Alcohol Use	18
2.3 - Junior High Marijuana, Cocaine, Inhalant & Hallucinogen Use	19
2.4 - Senior High Marijuana, Cocaine, Inhalant & Hallucinogen Use	20
2.5 - Junior High Uppers, Downers and Any Illicit Drug Use	21
2.6 - Senior High Uppers, Downers and Any Illicit Drug Use	22
2.7 - Students Talk to Parents Often or A Lot About Drugs	23
2.8 - School Activities vs Illicit Drug Use	24
2.9 - Good Grades vs Illicit Drug Use	25
2.10 - Community Activities vs Illicit Drug Use	26
2.11 - Religiosity vs Illicit Drug Use	27
2.12 - Parent Talk vs Illicit Drug Use	28
2.13 - Clear Rules vs Illicit Drug Use	29
2.14 - Parent Punish vs Illicit Drug Use	30
2.15 - Teacher Talk vs Illicit Drug Use	31
2.16 - Live With vs Illicit Drug Use	32
3.1 - % Students Who Use Cigarettes, Smokeless Tobacco & Cigars	34
3.2 - % Students Who Use Beer, Wine Coolers, Liquor and Marijuana	34
3.3 - % Students Who Use Cocaine, Uppers, Downers & Inhalants	34
3.4 - % Students Who Use Hallucinogens, Heroin and Steroids	35
3.5 - When Do You Use Beer	36
3.6 - When Do You Use Liquor	36
3.7 - When Do You Use Marijuana	36
3.8 - When Do You Use Cocaine	37
3.9 - When Do You Use Inhalants	37
3.10 - When Do You Use Hallucinogens	38
3.11 - Is It Harmful To Use Beer	39
3.12 - Is It Harmful To Use Liquor	39
3.13 - Is It Harmful To Use Marijuana	39
3.14 - Is It Harmful To Use Cocaine	40
3.15 - Is It Harmful To Use Inhalants	40
3.16 - Is It Harmful To Use Hallucinogens	41
3.17 - How Easy Is It To Get Beer	42
3.18 - How Easy Is It To Get Liquor	42
3.19 - How Easy Is It To Get Marijuana	42
3.20 - How Easy Is It To Get Cocaine	43
3.21 - How Easy Is It To Get Inhalants	43
3.22 - How Easy Is It To Get Hallucinogens	44
4.1 - % Students Who Get Very High or Bombed When Using Cigarettes, Smokeless Tobacco & Cigars	46

4.2 - % Students Who Get Very High or Bombed When Using Beer, Wine Coolers or Liquor	46
4.3 - % Students Who Get Very High or Bombed When Using Marijuana, Cocaine or Uppers	46
4.4 - % Students Who Get Very High or Bombed When Using Downers, Inhalants or Hallucinogens	47
4.5 - % Students Who Get Very High or Bombed When Using Heroin or Steroids	47
4.6 - % Students Who Use Beer by Sex	49
4.7 - % Students Who Use Liquor by Sex	49
4.8 - % Students Who Use Marijuana by Sex	49
4.9 - % Students Who Use Cocaine by Sex	50
4.10 - % Students Who Use Inhalants by Sex	50
4.11 - % Students Who Use Hallucinogens by Sex	51
4.12 - % Students Who Use Illicit Drugs by Attend Church, Synagogue, etc.	52
4.13 - % Students Who Use Illicit Drugs by Take Part in Community Activities	52
4.14 - % Students Who Use Illicit Drugs by Make Good Grades	52
4.15 - % Students Who Use Illicit Drugs by Take Part in School Activities	53
4.16 - % Students Who Use Illicit Drugs by Get Into Trouble at School	53
4.17 - % Students Who Use Illicit Drugs by Parents Talk About Dangers of Drugs	54
4.18 - % Students Who Use Illicit Drugs by Parents Set Clear Rules	54
4.19 - % Students Who Use Illicit Drugs by Parents Punish	55
4.20 - % Students Who Use Illicit Drugs by Teachers Talk About Dangers of Drugs	55
5.1 - Drug Use of Student(s) Who Carry Guns VS Student(s) Who Do Not	58
5.2 - Drug Use of Student(s) In Gangs VS Student(s) Not In Gangs	59
5.3 - Drug Use of Student(s) Who Think of Suicide Often or A Lot VS Student(s) Who Do Not	60
5.4 - Drug Use of Student(s) Who Threaten VS Student(s) Who Do Not	61
5.5 - Drug Use of Student(s) Who Get In Trouble With Police VS Those Who Do Not	62
7.1 - % Students Who Use Cigarettes -- Annually	127
7.2 - % Students Who Use Cigarettes -- Monthly	127
7.3 - % Students Who Use Beer -- Annually	127
7.4 - % Students Who Use Beer -- Monthly	128
7.5 - % Students Who Use Wine Coolers -- Annually	128
7.6 - % Students Who Use Wine Coolers -- Monthly	129
7.7 - % Students Who Use Liquor -- Annually	129
7.8 - % Students Who Use Liquor -- Monthly	130
7.9 - % Students Who Use Marijuana -- Annually	130
7.10 - % Students Who Use Marijuana -- Monthly	131
7.11 - % Students Who Use Cocaine -- Annually	131
7.12 - % Students Who Use Cocaine -- Monthly	132
7.13 - % Students Who Use Uppers -- Annually	132
7.14 - % Students Who Use Uppers -- Monthly	133
7.15 - % Students Who Use Downers -- Annually	133
7.16 - % Students Who Use Downers -- Monthly	134
7.17 - % Students Who Use Inhalants -- Annually	134
7.18 - % Students Who Use Inhalants -- Monthly	135
7.19 - % Students Who Use Hallucinogens -- Annually	135

7.20 - % Students Who Use Hallucinogens -- Monthly	136
7.21 - % Students Who Use Alcohol -- Annually	136
7.22 - % Students Who Use Alcohol -- Monthly	137
7.23 - % Students Who Use Illicit Drugs -- Annually	137
7.24 - % Students Who Use Illicit Drugs -- Monthly	138
7.25 - % Students Report Beer Fairly Easy or Very Easy To Get	139
7.26 - % Students Report Wine Coolers Fairly Easy or Very Easy To Get	139
7.27 - % Students Report Liquor Fairly Easy or Very Easy To Get	140
7.28 - % Students Report Marijuana Fairly Easy or Very Easy To Get	140
7.29 - % Students Report Cocaine Fairly Easy or Very Easy To Get	141
7.30 - % Students Report Uppers Fairly Easy or Very Easy To Get	141
7.31 - % Students Report Downers Fairly Easy or Very Easy To Get	142
7.32 - % Students Report Inhalants Fairly Easy or Very Easy To Get	142
7.33 - % Students Report Hallucinogens Fairly Easy or Very Easy To Get	143
7.34 - % Students Report Very High or Bombed/Stoned When Using Beer	144
7.35 - % Students Report Very High or Bombed/Stoned When Using Wine Coolers	144
7.36 - % Students Report Very High or Bombed/Stoned When Using Liquor	145
7.37 - % Students Report Very High or Bombed/Stoned When Using Marijuana	145
7.38 - % Students Report Very High or Bombed/Stoned When Using Cocaine	146
7.39 - % Students Report Very High or Bombed/Stoned When Using Uppers	146
7.40 - % Students Report Very High or Bombed/Stoned When Using Downers	147
7.41 - % Students Report Very High or Bombed/Stoned When Using Inhalants	147
7.42 - % Students Report Very High or Bombed/Stoned When Using Hallucinogens	148

CHAPTER 1

INTRODUCTION

The following graphs, summary and tables are compiled from data collected in U.S. schools using the **PRIDE Surveys Questionnaire**. These data reflect prevalence and patterns of drug and alcohol use, violence, gang activity and suicide. It is important that this report be utilized as part of U.S. drug abuse and violence awareness and prevention programs.

NOTE: Most drug use occurs at nights and weekends when school is not in session. You will find statistics in this report which support these findings.

FOR GREATEST SUCCESS IN DECREASING DRUG USE, FACULTY, STUDENTS AND PARENTS MUST WORK TOGETHER TOWARD A DRUG-FREE LIFESTYLE.

If you have questions about this report or if you wish to have information on other **PRIDE Surveys** services and products, please call the **PRIDE Surveys** Office or write to the following address:

PRIDE Surveys

Janie Pitcock
166 St Charles St
Bowling Green, KY 42101
1-800-279-6361
1-270-746-9596
www.pridesurveys.com

1.1. Drug Use Summary

- Number of 6th grade students surveyed: 14054
- Number of 7th grade students surveyed: 14997
- Number of 8th grade students surveyed: 18975
- Number of 9th grade students surveyed: 14867
- Number of 10th grade students surveyed: 17298
- Number of 11th grade students surveyed: 10815
- Number of 12th grade students surveyed: 10876
- Number of students surveyed: 101882

1.2. Cigarette Use

8.0 percent of the 6th grade students in the 2001-02 PRIDE National Summary said they smoked cigarettes within the past year (2000-01 PRIDE National Avg. = 10.3%). **16.3** percent of the 7th grade students in the 2001-02 PRIDE National Summary said they smoked cigarettes within the past year (2000-01 PRIDE National Avg. = 17.6%). **22.2** percent of the 8th grade students in the 2001-02 PRIDE National Summary said they smoked cigarettes within the past year (2000-01 PRIDE National Avg. = 26.8%). **29.4** percent of the 9th grade students in the 2001-02 PRIDE National Summary said they smoked cigarettes within the past year (2000-01 PRIDE National Avg. = 36.1%). **34.9** percent of the 10th grade students in the 2001-02 PRIDE National Summary said they smoked cigarettes within the past year (2000-01 PRIDE National Avg. = 40.5%). **38.9** percent of the 11th grade students in the 2001-02 PRIDE National Summary said they smoked cigarettes within the past year (2000-01 PRIDE National Avg. = 44.5%). **41.7** percent of the 12th grade students in the 2001-02 PRIDE National Summary said they smoked cigarettes within the past year (2000-01 PRIDE National Avg. = 48.1%).

1.3. Alcohol Use

12.3 percent of the 6th grade students in the 2001-02 PRIDE National Summary said they drank beer within the past year (2000-01 PRIDE National Avg. = 14.5%). **20.9** percent of the 7th grade students in the 2001-02 PRIDE National Summary said they drank beer within the past year (2000-01 PRIDE National Avg. = 22.2%). **31.3** percent of the 8th grade students in the 2001-02 PRIDE National Summary said they drank beer within the past year (2000-01 PRIDE National Avg. = 33.9%). **41.0** percent of the 9th grade students in the 2001-02 PRIDE National Summary said they drank beer within the past year (2000-01 PRIDE National Avg. = 46.7%). **51.2** percent of the 10th grade students in the 2001-02 PRIDE National Summary said they drank beer within the past year (2000-01 PRIDE National Avg. = 52.9%). **54.2** percent of the 11th grade students in the 2001-02 PRIDE National Summary said they drank beer within the past year (2000-01 PRIDE National Avg. = 58.8%). **57.6** percent of the 12th grade students in the 2001-02 PRIDE National Summary said they drank beer within the past year (2000-01 PRIDE National Avg. = 62.4%).

16.3 percent of the 6th grade students in the 2001-02 PRIDE National Summary reported getting *very high* or *bombed* when they drank beer. **15.3** percent of the 7th grade students in the 2001-02 PRIDE National Summary reported getting *very high* or *bombed* when they drank beer. **17.8** percent of the 8th grade students in the 2001-02 PRIDE National Summary reported getting *very high* or *bombed* when they drank beer. **24.8** percent of the 9th grade students in the 2001-02 PRIDE National Summary reported getting *very high* or *bombed* when they drank beer. **33.4** percent of the 10th grade students in the 2001-02 PRIDE National Summary reported getting *very high* or *bombed* when they drank beer. **37.1** percent of the 11th grade students in the 2001-02 PRIDE National Summary reported getting *very high* or *bombed* when they drank beer. **41.7** percent of the 12th grade students in the 2001-02 PRIDE National Summary reported

Local percentages below 1% are not reported.

getting *very high* or *bombed* when they drank beer.

1.4. Marijuana Use

2.9 percent of the 6th grade students in the 2001-02 PRIDE National Summary said they smoked marijuana within the past year (2000-01 PRIDE National Avg. = 3.6%). **7.7** percent of the 7th grade students in the 2001-02 PRIDE National Summary said they smoked marijuana within the past year (2000-01 PRIDE National Avg. = 7.5%). **12.7** percent of the 8th grade students in the 2001-02 PRIDE National Summary said they smoked marijuana within the past year (2000-01 PRIDE National Avg. = 15.0%). **22.1** percent of the 9th grade students in the 2001-02 PRIDE National Summary said they smoked marijuana within the past year (2000-01 PRIDE National Avg. = 24.9%). **29.8** percent of the 10th grade students in the 2001-02 PRIDE National Summary said they smoked marijuana within the past year (2000-01 PRIDE National Avg. = 31.5%). **32.6** percent of the 11th grade students in the 2001-02 PRIDE National Summary said they smoked marijuana within the past year (2000-01 PRIDE National Avg. = 36.0%). **35.7** percent of the 12th grade students in the 2001-02 PRIDE National Summary said they smoked marijuana within the past year (2000-01 PRIDE National Avg. = 39.0%).

75.6 percent of the 6th grade students in the 2001-02 PRIDE National Summary reported getting *very high* or *bombed* when they smoked marijuana. **73.4** percent of the 7th grade students in the 2001-02 PRIDE National Summary reported getting *very high* or *bombed* when they smoked marijuana. **75.1** percent of the 8th grade students in the 2001-02 PRIDE National Summary reported getting *very high* or *bombed* when they smoked marijuana. **78.5** percent of the 9th grade students in the 2001-02 PRIDE National Summary reported getting *very high* or *bombed* when they smoked marijuana. **78.7** percent of the 10th grade students in the 2001-02 PRIDE National Summary reported getting *very high* or *bombed* when they smoked marijuana. **78.7** percent of the 11th grade students in the 2001-02 PRIDE National Summary reported getting *very high* or *bombed* when they smoked marijuana. **77.5** percent of the 12th grade students in the 2001-02 PRIDE National Summary reported getting *very high* or *bombed* when they smoked marijuana.

1.7 percent of the 6th grade students in the 2001-02 PRIDE National Summary reported they smoked marijuana on weekends vs **0.5** percent who reported use during school. **5.1** percent of the 7th grade students in the 2001-02 PRIDE National Summary reported they smoked marijuana on weekends vs **0.7** percent who reported use during school. **8.8** percent of the 8th grade students in the 2001-02 PRIDE National Summary reported they smoked marijuana on weekends vs **0.9** percent who reported use during school. **15.4** percent of the 9th grade students in the 2001-02 PRIDE National Summary reported they smoked marijuana on weekends vs **1.9** percent who reported use during school. **21.7** percent of the 10th grade students in the 2001-02 PRIDE National Summary reported they smoked marijuana on weekends vs **3.0** percent who reported use during school. **23.9** percent of the 11th grade students in the 2001-02 PRIDE National Summary reported they smoked marijuana on weekends vs **3.0** percent who reported use during school. **25.9** percent of the 12th grade students in the 2001-02 PRIDE National Summary reported they smoked marijuana on weekends vs **4.4** percent who reported use during school.

1.5. Cocaine Use

1.2 percent of the 6th grade students in the 2001-02 PRIDE National Summary said they used cocaine within the past year (2000-01 PRIDE National Avg. = 1.4%). **2.0** percent of the 7th grade students in the 2001-02 PRIDE National Summary said they used cocaine within the past year (2000-01 PRIDE National Avg. = 1.8%). **2.8** percent of the 8th grade students in the 2001-02 PRIDE National Summary said they used cocaine within the past year (2000-01 PRIDE National Avg. = 2.8%). **3.7** percent of the 9th grade students in the 2001-02 PRIDE National Summary said they used cocaine within the past year (2000-01 PRIDE National Avg. = 3.8%). **4.6** percent of the 10th grade students in the 2001-02 PRIDE National Summary said they used cocaine within the past year (2000-01 PRIDE National Avg. = 4.7%). **6.1** percent of the 11th grade

students in the 2001-02 PRIDE National Summary said they used cocaine within the past year (2000-01 PRIDE National Avg. = 6.1%). **7.1** percent of the 12th grade students in the 2001-02 PRIDE National Summary said they used cocaine within the past year (2000-01 PRIDE National Avg. = 7.9%).

82.2 percent of the 6th grade students in the 2001-02 PRIDE National Summary reported getting *very high* or *bombed* when they used cocaine. **73.5** percent of the 7th grade students in the 2001-02 PRIDE National Summary reported getting *very high* or *bombed* when they used cocaine. **76.2** percent of the 8th grade students in the 2001-02 PRIDE National Summary reported getting *very high* or *bombed* when they used cocaine. **73.4** percent of the 9th grade students in the 2001-02 PRIDE National Summary reported getting *very high* or *bombed* when they used cocaine. **75.5** percent of the 10th grade students in the 2001-02 PRIDE National Summary reported getting *very high* or *bombed* when they used cocaine. **76.6** percent of the 11th grade students in the 2001-02 PRIDE National Summary reported getting *very high* or *bombed* when they used cocaine. **76.7** percent of the 12th grade students in the 2001-02 PRIDE National Summary reported getting *very high* or *bombed* when they used cocaine.

1.6. Hallucinogen (LSD) Use

1.1 percent of the 6th grade students in the 2001-02 PRIDE National Summary said they used hallucinogens within the past year (2000-01 PRIDE National Avg. = 1.3%). **1.7** percent of the 7th grade students in the 2001-02 PRIDE National Summary said they used hallucinogens within the past year (2000-01 PRIDE National Avg. = 1.8%). **2.6** percent of the 8th grade students in the 2001-02 PRIDE National Summary said they used hallucinogens within the past year (2000-01 PRIDE National Avg. = 3.1%). **4.0** percent of the 9th grade students in the 2001-02 PRIDE National Summary said they used hallucinogens within the past year (2000-01 PRIDE National Avg. = 5.2%). **5.5** percent of the 10th grade students in the 2001-02 PRIDE National Summary said they used hallucinogens within the past year (2000-01 PRIDE National Avg. = 7.1%). **6.5** percent of the 11th grade students in the 2001-02 PRIDE National Summary said they used hallucinogens within the past year (2000-01 PRIDE National Avg. = 9.1%). **8.3** percent of the 12th grade students in the 2001-02 PRIDE National Summary said they used hallucinogens within the past year (2000-01 PRIDE National Avg. = 11.3%).

69.8 percent of the 6th grade students in the 2001-02 PRIDE National Summary reported getting *very high* or *bombed* when they used hallucinogens. **65.4** percent of the 7th grade students in the 2001-02 PRIDE National Summary reported getting *very high* or *bombed* when they used hallucinogens. **73.3** percent of the 8th grade students in the 2001-02 PRIDE National Summary reported getting *very high* or *bombed* when they used hallucinogens. **74.4** percent of the 9th grade students in the 2001-02 PRIDE National Summary reported getting *very high* or *bombed* when they used hallucinogens. **80.3** percent of the 10th grade students in the 2001-02 PRIDE National Summary reported getting *very high* or *bombed* when they used hallucinogens. **83.3** percent of the 11th grade students in the 2001-02 PRIDE National Summary reported getting *very high* or *bombed* when they used hallucinogens. **86.1** percent of the 12th grade students in the 2001-02 PRIDE National Summary reported getting *very high* or *bombed* when they used hallucinogens.

CHAPTER 2

NATIONAL SUMMARY STATISTICS

2.1. Outline of Procedures Used to Obtain PRIDE National Summary Data

Since 1982, the PRIDE Survey has been used by schools, school systems, communities, and states, to gather data on student drug and alcohol use. In recent years, questions on violence and threatening behaviors have been added. The PRIDE Questionnaire for Grades 6-12 has been utilized by thousands of school systems across the United States, as well as in six other countries. Developmental studies (Metze, 2000; Craig and Emshoff, 1987) have indicated that the survey procedures developed by PRIDE result in reliable data on the prevalence and patterns of drug and alcohol use and other behaviors. Further, the evolution of PRIDE Questionnaires since 1980 not only provides research quality data, it provides information that can be easily used by educators, parents and others at the local school and community level to study and monitor the drug and alcohol use, and violent or threatening behaviors.

From the beginning, the PRIDE Survey has assisted local schools and communities with obtaining accurate, defensible information about the drug and alcohol use and related behaviors among their youth. The PRIDE Survey has been utilized by several state education and other government agencies in providing state-wide and regional information on student drug and alcohol use and related behaviors. These state-wide surveys have included near-census studies as well as surveys employing sophisticated sampling designs. Survey results have been used in program and policy decision making at state and regional levels. In addition, each statewide survey also included reports to participating schools for use at the local school level.

Each year the PRIDE data is archived from each student questionnaire. This procedure allows local or state educational agencies to retrieve their data for multi-year comparisons should such a service be needed. This archiving process also provides for summary data to be compiled to create a national database. This national level summary data can be used by local and state clients as comparison data.

The PRIDE national archived data provide a rich source of information for the study of adolescent prevalence and patterns of drug and alcohol use and related behaviors. In the years prior to the 1989-90 school year, sample sizes of national annual summaries ranged from 14,815 in 1982-83 to 392,003 in 1988-89. The annual summaries starting in the 1989-90 school year involved a weighting system for states that conducted state-wide surveys and states where relatively large numbers of school systems used the PRIDE Questionnaire in local surveys. This weighting system was implemented to prevent any one state from having a disproportionate influence on annual summary results. Random samples were drawn from those states where disproportionately large numbers of students were surveyed. The first three tables in the following section contain information regarding national samples for the years 1990-91 to the present.

The first table contains the total number of students surveyed in Grades 6-12 for the ten-year period. The large number of total students surveyed in years 1990-91 through 1992-93 reflects statewide surveys conducted in those years. The second table provides percentage information by state for those states that comprised the PRIDE national summaries for each of the ten years. No state contributed more than 10.1% for any year. The third table provides a year by year comparison by sex and race. These demographic comparisons indicate no inordinate differences among years.

As indicated in the previous discussion, the purpose of the PRIDE Questionnaire was to assist state and local education agencies in conducting quality surveys of student prevalence and patterns of drug and alcohol use. Questions concerning violence and other threatening behaviors

have been added to the questionnaires in recent years. The national annual summary reports represent large numbers of students who have completed the PRIDE Questionnaire using standardized procedures. While not randomly drawn, the sheer magnitude of the numbers represented in the annual summaries, suggest that these data take on the properties of the population. In addition, the samples appear to have somewhat similar patterns of students sampled across the various states. Discussion of sample sizes may be found in Guilford *Fundamentals Statistics in Psychology and Education*. While it is desirable to have non-biased sampling, e.g., samples based on random procedures; this is not always possible. Guilford states:

Where there is less than customary experimental control of the observations, every possible effort should be made to know the conditions under which the data are obtained. Thorough knowledge of the conditions should be a basis for deciding whether selection of cases has been biased. (Page 140)

Probably the information that speaks most to consistent findings of the PRIDE annual summary analyses across the years, was the finding of other drug studies. For example, the PRIDE findings reflect similar findings of the NIDA funded studies conducted at the Institute for Social Research, University of Michigan, from the 1990-91 school year to the present.

2.2. National Summary Tables

This section contains tables of national summary statistics for the following:

- sample size for the past twelve years,
- sex and race demographics for the past ten years,
- the sample distribution by state for the past ten years and
- comparisons of the frequency of drug use for the current year vs the previous year,
- chi-square analysis of the difference in use for the current year vs the previous year,
- violence summary for the current year and
- frequency of drug use for every year since the 1987-88 school year.

Table 1 - Sample Sizes of Annual Summaries for Grades 6 thru 12

Year	# Students Surveyed	*Sample
1990-91	738,577	247,337
1991-92	522,328	212,802
1992-93	790,628	236,745
1993-94	277,372	197,735
1994-95	231,433	198,241
1995-96	258,433	129,560
1996-97	160,308	141,077
1997-98	162,623	154,350
1998-99	265,430	138,079
1999-00	183,781	114,318
2000-01	89,661	75,804
2001-02	320,169	101,882

*Sample (number drawn from the total number of students)

Table 2 - Sample Distribution by Percentage Drawn from Each State - Grades 6 through 12

State	%92-93	%93-94	%94-95	%95-96	%96-97	%97-98	%98-99	%99-00	%00-01	%01-02
AK	1.1	0.2	0.0	0.0	0.6	1.3	0.0	0.0	0.0	0.0
AL	4.1	3.4	1.3	0.0	0.0	0.0	1.7	5.5	1.4	10.2
AR	0.0	0.0	0.0	0.0	3.4	0.0	7.7	4.5	5.4	9.6
AZ	3.9	2.1	1.5	4.1	0.0	3.5	0.0	1.2	0.0	0.0
CA	4.0	4.4	4.0	7.2	3.2	7.7	8.4	2.1	0.0	0.0
CO	0.9	0.0	0.1	0.1	3.1	0.0	0.0	0.0	4.9	0.0
CT	2.9	1.0	1.1	1.7	1.1	0.0	0.8	0.0	2.3	0.0
DC	0.0	0.0	0.0	0.0	0.0	0.0	0.0	0.0	0.0	0.0
DE	0.4	0.1	0.0	0.0	0.0	0.0	0.0	0.0	0.0	0.0
FL	8.4	9.9	8.9	8.0	6.9	8.2	4.9	5.7	0.0	0.0
GA	8.4	10.1	9.9	5.4	5.0	5.0	2.4	1.7	0.0	0.5
HI	0.0	0.0	0.0	0.0	0.0	0.0	0.0	0.0	0.0	0.0
IA	0.1	0.0	0.0	0.0	0.0	0.0	0.0	0.0	0.0	0.0
ID	0.3	0.6	0.1	1.6	0.0	0.9	0.0	1.2	0.0	1.3
IL	6.9	3.3	4.1	9.5	4.9	4.8	3.3	4.7	6.3	3.1
IN	1.3	10.1	1.0	0.0	0.0	0.3	1.1	0.0	0.0	0.0
KS	0.1	0.0	0.0	0.0	0.0	0.0	0.0	0.0	0.0	0.0
KY	8.4	10.1	9.4	9.5	8.9	9.8	9.9	10.2	10.2	10.4
LA	8.4	3.4	5.8	1.7	0.0	0.7	0.0	0.0	0.1	8.7
MA	0.2	0.2	2.0	0.0	0.8	2.0	3.1	5.0	1.2	1.2
MD	0.0	0.0	0.0	0.0	0.0	0.0	0.0	0.0	0.0	0.0
ME	0.1	0.0	1.3	0.0	0.8	0.0	0.0	0.0	0.0	0.0
MI	0.5	0.1	2.3	0.5	2.5	0.7	2.5	0.0	4.6	0.0
MN	0.0	0.0	0.0	0.0	0.0	0.0	0.0	0.0	0.0	0.0
MO	0.3	0.0	0.2	0.1	0.0	0.0	0.0	0.0	0.0	0.0
MS	1.2	2.1	2.9	6.8	2.4	1.8	2.8	5.7	10.2	5.1
MT	0.1	0.0	0.0	0.0	0.0	0.1	0.0	0.2	0.0	0.0
NC	4.2	0.0	0.0	0.0	0.0	0.0	0.8	0.0	0.0	0.0
ND	0.1	0.4	0.4	0.0	0.6	0.5	0.0	0.0	0.0	0.0
NE	0.2	1.1	0.0	0.0	0.0	0.4	0.5	0.0	0.0	0.0
NH	0.2	1.0	2.8	0.5	1.0	0.9	0.4	0.0	0.0	0.0
NJ	1.5	3.0	3.1	3.7	7.1	2.9	6.3	9.3	2.8	1.6
NM	0.5	0.6	0.6	1.2	0.0	0.0	1.1	1.4	1.9	0.5
NV	0.0	0.0	0.0	0.0	0.0	0.0	0.0	0.0	0.0	0.0
NY	4.3	2.9	7.2	9.5	10.1	7.5	9.9	10.2	10.2	10.4
OH	2.5	4.0	5.2	9.5	10.1	9.8	8.1	3.1	2.1	10.4
OK	0.6	1.4	0.8	0.6	0.4	0.6	1.8	0.5	0.8	0.9
OR	0.0	0.2	0.2	0.0	0.2	0.0	0.0	0.0	0.0	0.0
PA	1.3	0.3	5.4	1.8	0.4	3.9	2.4	3.8	0.9	2.5
RI	0.0	0.0	0.0	0.0	0.0	0.0	0.0	0.0	0.0	0.0
SC	0.0	0.0	0.0	0.0	0.0	0.0	0.0	0.0	0.0	0.0
SD	0.1	0.0	0.0	0.0	0.0	0.0	0.0	0.0	0.0	0.0
TN	8.4	10.1	9.9	4.0	5.6	9.9	4.5	4.4	8.3	3.8
TX	2.2	3.1	1.3	0.7	3.5	1.1	2.8	0.7	1.2	1.7
UT	0.0	0.0	0.0	0.0	0.0	0.0	0.0	0.0	0.0	0.0
VA	8.4	5.5	2.0	8.1	6.5	9.4	9.0	10.2	10.2	10.4
VT	0.1	0.1	0.0	0.0	0.0	0.0	0.0	0.0	0.0	0.0
WA	2.0	1.5	1.5	0.6	7.5	0.0	1.9	3.2	0.8	0.6
WI	2.2	2.2	0.8	2.4	2.1	0.9	1.2	2.8	0.4	3.3
WV	0.0	0.8	1.7	1.2	0.2	4.5	0.1	2.7	3.4	3.9
WY	0.3	0.7	0.0	0.0	1.0	0.0	0.7	0.0	1.4	0.0

Table 3 - Comparisons of Demographic Variables - Grades 6 thru 12

	92-93	93-94	94-95	95-96	96-97	97-98	98-99	99-00	00-01	01-02
SEX										
Male	50.1%	49.5%	49.1%	49.4%	49.7%	49.6%	49.3%	48.7%	49.4%	49.2%
Female	49.9%	50.5%	50.9%	50.6%	50.3%	50.4%	50.7%	51.3%	50.6%	50.8%
RACE										
White	73.1%	75.0%	73.8%	75.9%	77.0%	78.5%	71.7%	69.6%	74.1%	72.4%
African American	19.2%	17.3%	16.3%	13.8%	12.0%	9.8%	10.6%	15.2%	12.5%	14.2%
Hispanic	3.9%	3.6%	5.3%	4.9%	5.5%	5.9%	7.0%	6.9%	5.0%	5.5%
Asian	2.7%	1.9%	2.1%	2.8%	2.5%	3.0%	4.9%	2.4%	2.5%	2.5%
Native American	1.1%	0.8%	0.8%	0.7%	0.9%	0.7%	0.9%	0.9%	1.1%	0.9%
Other*		1.5%	1.7%	1.9%	2.1%	2.1%				
Mixed Origin**							4.9%	4.9%	4.7%	4.5%

PRIDE Survey
Percentage of Students Who Report Using Drugs

DRUG	GRADE LEVEL	ANNUAL USE			MONTHLY USE		
		2000-01	2001-02	change	2000-01	2001-02	change
Cigarettes	Junior High	19.1	16.2	-2.9*	9.0	7.3	-1.7*
	Senior High	41.8	35.6	-6.2*	27.6	22.6	-5.0*
	12th Graders	48.1	41.7	-6.4*	35.5	28.7	-6.8*
	Total	30.5	26.4	-4.1*	18.4	15.4	-3.0*
Smokeless Tobacco	Junior High	5.5	4.7	-0.8*	2.6	2.2	-0.4*
	Senior High	12.5	10.9	-1.6*	6.9	6.0	-0.9*
	12th Graders	15.0	13.2	-1.8*	8.6	7.3	-1.3*
	Total	9.0	7.9	-1.1*	4.8	4.2	-0.6*
Cigars	Junior High	8.6	6.7	-1.9*	3.1	2.5	-0.6*
	Senior High	24.5	19.5	-5.0*	9.9	8.2	-1.7*
	12th Graders	32.1	26.5	-5.6*	13.2	11.0	-2.2*
	Total	16.6	13.5	-3.1*	6.5	5.5	-1.0*
Any Tobacco	Junior High	21.9	18.5	-3.4*	10.3	8.4	-1.9*
	Senior High	47.8	40.7	-7.1*	31.0	25.8	-5.2*
	12th Graders	55.6	48.8	-6.8*	39.8	32.9	-6.9*
	Total	34.9	30.2	-4.7*	20.7	17.6	-3.1*
Beer	Junior High	24.5	22.5	-2.0*	7.9	6.9	-1.0*
	Senior High	54.5	50.3	-4.2*	30.9	27.5	-3.4*
	12th Graders	62.4	57.6	-4.8*	40.1	36.2	-3.9*
	Total	39.7	37.2	-2.5*	19.5	17.8	-1.7*
Wine Coolers	Junior High	27.4	25.7	-1.7*	7.7	7.0	-0.7*
	Senior High	50.6	48.8	-1.8*	22.3	20.6	-1.7*
	12th Graders	54.4	53.6	-0.8	25.3	24.1	-1.2
	Total	39.1	37.9	-1.2*	15.0	14.2	-0.8*
Liquor	Junior High	17.3	15.4	-1.9*	6.0	5.1	-0.9*
	Senior High	52.8	48.1	-4.7*	28.7	25.1	-3.6*
	12th Graders	62.5	59.4	-3.1*	37.0	33.4	-3.6*
	Total	35.2	32.7	-2.5*	17.4	15.7	-1.7*
Any Alcohol	Junior High	36.5	34.0	-2.5*	11.0	9.6	-1.4*
	Senior High	67.5	65.0	-2.5*	37.0	34.1	-2.9*
	12th Graders	74.6	72.3	-2.3*	46.4	43.5	-2.9*
	Total	52.1	50.4	-1.7*	24.1	22.6	-1.5*

*Statistically significant difference at .05 level using chi-square with variables year & no-use/use.

N-Sizes

Grade	2000-01	2001-02
Junior High	37,653	48,026
Senior High	38,151	53,856
12th Graders	8,136	10,876
Total	75,804	101,882

PRIDE Survey
Percentage of Students Who Report Using Drugs

DRUG	GRADE LEVEL	ANNUAL USE			MONTHLY USE		
		2000-01	2001-02	change	2000-01	2001-02	change
Marijuana	Junior High	9.3	8.3	-1.0*	5.3	4.7	-0.6*
	Senior High	32.3	29.4	-2.9*	20.5	18.5	-2.0*
	12th Graders	39.0	35.7	-3.3*	24.2	21.9	-2.3*
	Total	20.9	19.5	-1.4*	12.9	12.0	-0.9*
Cocaine	Junior High	2.1	2.1	+0.0	1.2	1.3	+0.1
	Senior High	5.5	5.1	-0.4*	3.0	2.7	-0.3*
	12th Graders	7.9	7.1	-0.8*	4.2	3.8	-0.4
	Total	3.8	3.7	-0.1	2.1	2.0	-0.1
Uppers	Junior High	2.9	2.4	-0.5*	1.6	1.4	-0.2*
	Senior High	9.8	7.0	-2.8*	5.7	3.9	-1.8*
	12th Graders	12.3	8.5	-3.8*	7.2	4.8	-2.4*
	Total	6.4	4.8	-1.6*	3.7	2.7	-1.0*
Downers	Junior High	2.5	2.4	-0.1	1.5	1.4	-0.1
	Senior High	7.7	6.9	-0.8*	4.6	3.9	-0.7*
	12th Graders	9.8	8.1	-1.7*	5.9	4.7	-1.2*
	Total	5.2	4.8	-0.4*	3.0	2.8	-0.2*
Inhalants	Junior High	5.4	4.9	-0.5*	2.1	1.9	-0.2
	Senior High	5.6	4.6	-1.0*	2.7	2.3	-0.4*
	12th Graders	5.6	4.3	-1.3*	3.1	2.5	-0.6*
	Total	5.5	4.8	-0.7*	2.4	2.1	-0.3*
Hallucinogens	Junior High	2.2	1.9	-0.3*	1.3	1.2	-0.1
	Senior High	7.9	5.9	-2.0*	3.9	2.7	-1.2*
	12th Graders	11.3	8.3	-3.0*	5.3	3.6	-1.7*
	Total	5.1	4.0	-1.1*	2.6	2.0	-0.6*
Heroin	Junior High	1.6	1.5	-0.1	1.0	1.0	+0.0
	Senior High	3.2	2.9	-0.3*	2.1	1.8	-0.3*
	12th Graders	4.4	3.7	-0.7*	2.8	2.4	-0.4
	Total	2.4	2.2	-0.2*	1.5	1.4	-0.1
Steroids	Junior High	2.6	1.9	-0.7*	1.3	1.1	-0.2*
	Senior High	3.5	3.0	-0.5*	2.2	2.0	-0.2*
	12th Graders	4.0	3.4	-0.6*	2.7	2.4	-0.3
	Total	3.0	2.5	-0.5*	1.8	1.6	-0.2*
Any Illicit Drugs	Junior High	13.7	11.9	-1.8*	7.0	6.0	-1.0*
	Senior High	35.3	31.6	-3.7*	22.5	20.0	-2.5*
	12th Graders	41.4	37.4	-4.0*	26.6	23.5	-3.1*
	Total	24.6	22.3	-2.3*	14.8	13.4	-1.4*

*Statistically significant difference at .05 level using chi-square with variables year & no-use/use.

Grade	N-Sizes	
	2000-01	2001-02
Junior High	37,653	48,026
Senior High	38,151	53,856
12th Graders	8,136	10,876
Total	75,804	101,882

2000-01 vs. 2001-02 NATIONAL SUMMARY RESULTS
USA - PRIDE - CHI-SQUARE TEST

Percent of Junior High Students Who Used These Drugs At Least 1/Year

Drug	Junior High 2000-01	Junior High 2001-02	Chi-Square	Relative % Change
Cigarettes	19.1%	16.2%	115.8*	-2.9%
Smokeless Tobacco	5.5%	4.7%	27.3*	-0.8%
Cigars	8.6%	6.7%	104.8*	-1.9%
Any Tobacco	21.9%	18.5%	151.7*	-3.4%
Beer	24.5%	22.5%	46.7*	-2.0%
Wine Coolers	27.4%	25.7%	29.6*	-1.7%
Liquor	17.3%	15.4%	54.8*	-1.9%
Any Alcohol	36.5%	34.0%	58.9*	-2.5%
Marijuana	9.3%	8.3%	27.4*	-1.0%
Cocaine	2.1%	2.1%	0.0	+0.0%
Uppers	2.9%	2.4%	23.5*	-0.5%
Downers	2.5%	2.4%	1.1	-0.1%
Inhalants	5.4%	4.9%	12.0*	-0.5%
Hallucinogens	2.2%	1.9%	9.8*	-0.3%
Heroin	1.6%	1.5%	0.3	-0.1%
Steroids	2.6%	1.9%	35.8*	-0.7%
Any Illicit Drugs	13.7%	11.9%	60.0*	-1.8%

*Statistically significant difference at .05 level using chi-square with 1 degree of freedom.

	N-Sizes	
<i>Grade</i>	<i>2000-01</i>	<i>2001-02</i>
Junior High	37,653	48,026
Senior High	38,151	53,856

2000-01 vs. 2001-02 NATIONAL SUMMARY RESULTS
USA - PRIDE - CHI-SQUARE TEST

Percent of Senior High Students Who Used These Drugs At Least 1/Year

Drug	Senior High 2000-01	Senior High 2001-02	Chi-Square	Relative % Change
Cigarettes	41.8%	35.6%	364.9*	-6.2%
Smokeless Tobacco	12.5%	10.9%	55.4*	-1.6%
Cigars	24.5%	19.5%	321.5*	-5.0%
Any Tobacco	47.8%	40.7%	446.3*	-7.1%
Beer	54.5%	50.3%	159.0*	-4.2%
Wine Coolers	50.6%	48.8%	27.9*	-1.8%
Liquor	52.8%	48.1%	188.4*	-4.7%
Any Alcohol	67.5%	65.0%	62.5*	-2.5%
Marijuana	32.3%	29.4%	87.0*	-2.9%
Cocaine	5.5%	5.1%	4.6*	-0.4%
Uppers	9.8%	7.0%	229.5*	-2.8%
Downers	7.7%	6.9%	23.9*	-0.8%
Inhalants	5.6%	4.6%	41.3*	-1.0%
Hallucinogens	7.9%	5.9%	149.3*	-2.0%
Heroin	3.2%	2.9%	10.3*	-0.3%
Steroids	3.5%	3.0%	19.0*	-0.5%
Any Illicit Drugs	35.3%	31.6%	138.4*	-3.7%

*Statistically significant difference at .05 level using chi-square with 1 degree of freedom.

Grade	N-Sizes	
	2000-01	2001-02
Junior High	37,653	48,026
Senior High	38,151	53,856

2001-02 USA - PRIDE Summary Report - Violence

6-8th grade n = 48,026			9-12th grade n = 53,856		
Percentage of Junior High (6-8th) students who report...			Percentage of Senior High (9-12th) students who report...		
carrying a gun to school = 1.7%			carrying a gun to school = 2.7%		
taking part in gang activities = 8.4%			taking part in gang activities = 8.3%		
thinking of suicide often or a lot = 4.7%			thinking of suicide often or a lot = 6.4%		
threatening to harm another = 37.4%			threatening to harm another = 37.1%		
getting into trouble with police = 18.9%			getting into trouble with police = 25.4%		
Drug Use of Junior High (6-8th) Students Who Report...			Drug Use of Senior High (9-12th) Students Who Report...		
carrying a gun to school			carrying a gun to school		
Drug	Yes	No	Drug	Yes	No
Liquor	62.2%	14.7%	Liquor	78.5%	47.3%
Marijuana	59.0%	7.4%	Marijuana	73.6%	28.2%
Cocaine	39.8%	1.5%	Cocaine	45.1%	4.0%
Inhalants	42.1%	4.3%	Inhalants	40.3%	3.6%
N-sizes	762	46,184	N-sizes	1,425	51,334
taking part in gang activities			taking part in gang activities		
Drug	Yes	No	Drug	Yes	No
Liquor	48.9%	12.4%	Liquor	74.9%	45.7%
Marijuana	40.9%	5.3%	Marijuana	67.8%	25.9%
Cocaine	16.1%	0.8%	Cocaine	27.3%	3.2%
Inhalants	23.8%	3.2%	Inhalants	23.3%	2.9%
N-sizes	3,839	42,289	N-sizes	4,240	47,717
thinking of suicide often or a lot			thinking of suicide often or a lot		
Drug	Yes	No	Drug	Yes	No
Liquor	44.6%	14.0%	Liquor	68.8%	46.9%
Marijuana	33.9%	7.0%	Marijuana	54.6%	27.7%
Cocaine	15.7%	1.4%	Cocaine	19.7%	4.2%
Inhalants	25.1%	3.9%	Inhalants	20.6%	3.5%
N-sizes	2,139	43,507	N-sizes	3,279	48,435
threatening to harm another			threatening to harm another		
Drug	Yes	No	Drug	Yes	No
Liquor	26.9%	8.4%	Liquor	60.6%	40.8%
Marijuana	15.9%	3.5%	Marijuana	42.7%	21.5%
Cocaine	4.1%	0.7%	Cocaine	9.1%	2.7%
Inhalants	9.8%	1.9%	Inhalants	8.8%	2.1%
N-sizes	17,178	28,878	N-sizes	19,106	32,451
getting into trouble with police			getting into trouble with police		
Drug	Yes	No	Drug	Yes	No
Liquor	38.5%	10.1%	Liquor	71.0%	40.4%
Marijuana	28.8%	3.5%	Marijuana	58.0%	19.7%
Cocaine	8.4%	0.6%	Cocaine	14.4%	2.0%
Inhalants	14.7%	2.6%	Inhalants	11.9%	2.1%
N-sizes	8,628	37,532	N-sizes	13,144	38,807

*Drug use figures represent annual usage (at least 1 per year)

PRIDE National Summary

% of Annual Drug Use by Junior and Senior High Students, 12th Graders and Total for Grades 6 thru 12

DRUG	87-88	88-89	89-90	90-91	91-92	92-93	93-94	94-95	95-96	96-97	97-98	98-99	99-00	00-01	01-02
Cigarettes															
Jr. High	22.1	28.1	27.6	22.6	25.2	25.5	26.3	28.1	31.1	31.8	29.4	26.2	21.0	19.1	16.2
Sr. High	34.6	38.7	38.0	35.2	37.7	38.4	41.5	44.4	48.2	50.2	48.9	46.5	43.9	41.8	35.6
12th Grade	36.1	40.2	41.4	35.6	40.4	42.0	43.9	46.8	50.0	52.4	54.0	51.4	49.7	48.1	41.7
Total	29.1	34.2	32.1	30.9	31.9	32.7	34.3	36.8	40.5	41.3	40.3	37.9	32.0	30.5	26.4
Smokeless Tobacco**															
Jr. High												6.3	5.3	5.5	4.7
Sr. High												13.0	12.6	12.5	10.9
12th Grade												14.9	14.5	15.0	13.2
Total												10.1	8.8	9.0	7.9
Cigars**															
Jr. High												12.2	9.5	8.6	6.7
Sr. High												29.2	26.3	24.5	19.5
12th Grade												35.4	32.8	32.1	26.5
Total												22.0	17.6	16.6	13.5
Any Tobacco**															
Jr. High												28.9	23.6	21.9	18.5
Sr. High												52.2	49.7	47.8	40.7
12th Grade												58.4	56.5	55.6	48.8
Total												42.3	36.2	34.9	30.2
Beer															
Jr. High	30.8	37.5	35.9	30.6	31.6	31.2	30.3	30.8	33.1	33.2	30.3	29.6	27.2	24.5	22.5
Sr. High	57.9	61.4	58.9	56.2	56.5	55.6	56.5	57.4	59.1	59.6	57.0	55.9	55.2	54.5	50.3
12th Grade	64.3	67.5	67.3	65.2	63.8	63.5	63.8	64.0	64.9	65.3	64.5	63.2	61.8	62.4	57.6
Total	46.1	51.4	47.1	50.0	44.9	44.8	44.2	45.0	47.4	46.9	45.2	44.7	40.7	39.7	37.2
Wine Coolers															
Jr. High	29.5	36.4	35.2	30.3	31.0	30.7	29.9	29.8	33.2	33.6	31.6	31.2	30.3	27.4	25.7
Sr. High	56.4	60.2	56.9	55.4	53.8	52.2	52.0	51.7	52.6	52.9	51.5	52.0	51.8	50.6	48.8
12th Grade	63.5	65.7	64.2	65.7	60.3	58.8	57.4	56.5	54.5	55.4	54.9	55.1	55.4	54.4	53.6
Total	44.6	50.2	45.7	50.8	43.2	42.6	41.6	41.5	43.8	43.6	42.7	43.2	40.7	39.1	37.9
Liquor															
Jr. High	17.9	24.9	24.9	19.6	21.4	21.5	21.4	21.3	22.9	23.7	21.0	21.1	18.8	17.3	15.4
Sr. High	45.6	51.9	51.0	48.7	50.0	49.5	51.3	51.5	53.4	54.9	52.1	52.9	52.5	52.8	48.1
12th Grade	53.9	59.8	60.8	59.5	59.4	58.8	59.9	59.5	59.9	62.3	61.8	61.9	62.2	62.5	59.4
Total	33.5	40.6	37.8	39.6	36.6	37.0	37.3	37.4	39.6	39.9	38.4	39.5	35.1	35.2	32.7
Any Alcohol															
Jr. High	36.0	47.5	43.1	48.0	41.4	41.4	39.6	39.8	44.5	44.7	41.8	41.4	39.5	36.5	34.0
Sr. High	65.7	72.0	70.2	72.3	67.2	66.1	66.4	66.8	70.6	71.0	68.8	68.1	68.1	67.5	65.0
12th Grade	73.5	78.4	78.5	79.4	74.7	73.9	73.4	73.4	75.6	76.5	75.6	74.5	74.4	74.6	72.3
Total	52.0	61.7	58.2	62.3	55.1	55.1	53.8	54.2	58.8	58.3	56.9	56.8	53.3	52.1	50.4
Marijuana															
Jr. High	5.7	7.6	6.6	4.5	4.8	5.8	8.2	9.5	13.6	14.7	12.5	11.0	9.2	9.3	8.3
Sr. High	20.1	21.9	19.1	16.9	16.4	19.0	24.6	28.2	34.0	35.8	33.4	32.3	31.4	32.3	29.4
12th Grade	25.4	26.9	24.8	14.0	21.8	25.0	28.9	33.2	37.9	39.4	38.6	37.8	38.0	39.0	35.7
Total	13.8	15.9	13.0	8.3	11.0	13.2	16.9	19.5	24.8	25.6	24.2	23.3	19.9	20.9	19.5
Cocaine															
Jr. High	1.2	1.7	1.7	1.3	1.5	1.6	1.9	1.9	2.7	3.0	2.8	2.7	2.2	2.1	2.1
Sr. High	3.9	4.6	4.0	3.4	3.3	3.4	4.0	4.5	5.6	5.9	6.0	6.1	5.3	5.5	5.1
12th Grade	5.4	6.5	5.6	3.7	4.2	4.5	5.1	5.3	7.1	7.0	7.9	8.0	7.1	7.9	7.1
Total	2.7	3.4	2.9	2.3	2.5	2.6	3.0	3.3	4.3	4.5	4.6	4.7	3.7	3.8	3.7
Uppers															
Jr. High	2.4	3.6	3.6	2.6	3.0	3.0	3.4	3.3	4.6	4.9	4.7	3.8	3.0	2.9	2.4
Sr. High	7.3	9.2	8.0	7.6	8.3	7.9	9.1	9.3	10.5	10.3	10.4	9.2	9.1	9.8	7.0
12th Grade	7.8	10.0	8.7	7.1	8.9	9.3	10.0	10.6	11.6	10.7	11.8	10.9	11.1	12.3	8.5
Total	5.1	6.8	5.8	4.8	5.8	5.7	6.4	6.5	7.8	7.7	7.9	6.9	6.0	6.4	4.8
Downers															
Jr. High	1.7	2.5	2.5	1.9	2.2	2.2	2.4	2.4	3.5	4.0	3.6	3.1	2.5	2.5	2.4
Sr. High	4.2	5.3	4.7	4.6	4.9	4.6	5.3	5.5	7.1	7.2	7.7	7.0	7.1	7.7	6.9
12th Grade	4.3	5.7	5.1	4.4	5.2	5.3	5.8	5.9	7.4	7.4	8.6	8.3	8.6	9.8	8.1
Total	3.1	4.1	3.6	3.2	3.6	3.5	3.9	4.1	5.5	5.7	5.9	5.3	4.7	5.2	4.8

PRIDE National Summary**% of Annual Drug Use by Junior and Senior High Students, 12th Graders and Total for Grades 6 thru 12**

DRUG	87-88	88-89	89-90	90-91	91-92	92-93	93-94	94-95	95-96	96-97	97-98	98-99	99-00	00-01	01-02
Inhalants															
Jr. High	3.9	5.2	4.9	4.0	4.8	4.8	5.9	6.3	8.5	8.9	8.1	7.0	5.6	5.4	4.9
Sr. High	4.4	5.1	5.1	4.9	5.5	5.6	6.9	7.5	7.6	7.1	7.1	6.5	5.7	5.6	4.6
12th Grade	3.8	4.4	4.6	3.7	4.8	5.1	6.3	6.6	6.6	5.8	5.8	6.0	5.2	5.6	4.3
Total	4.2	5.1	4.9	4.2	5.2	5.2	6.4	6.9	8.0	8.0	7.6	6.7	5.6	5.5	4.8
Hallucinogens															
Jr. High	1.1	1.7	1.8	1.5	1.8	1.9	2.1	2.4	3.3	3.6	3.2	2.8	2.2	2.2	1.9
Sr. High	3.1	4.4	4.9	4.9	5.3	5.7	6.6	7.7	9.5	9.5	8.7	8.8	7.8	7.9	5.9
12th Grade	3.8	5.7	6.5	4.8	7.1	8.0	8.8	9.7	12.1	11.7	11.3	12.0	10.9	11.3	8.3
Total	2.1	3.3	3.4	2.9	3.7	2.2	4.5	5.2	6.7	6.6	6.2	6.3	4.9	5.1	4.0
Heroin*															
Jr. High									2.1	2.4	2.1	1.9	1.6	1.6	1.5
Sr. High									3.1	3.1	3.2	3.1	2.9	3.2	2.9
12th Grade									3.5	3.4	3.8	3.6	3.2	4.4	3.7
Total									2.7	2.7	2.7	2.6	2.2	2.4	2.2
Steroids**															
Jr. High												2.7	2.4	2.6	1.9
Sr. High												3.1	3.2	3.5	3.0
12th Grade												3.2	3.2	4.0	3.4
Total												3.0	2.8	3.0	2.5
Any Illicit Drugs															
Jr. High	8.4	14.8	11.3	9.1	10.5	11.6	14.0	14.8	19.7	20.7	18.6	16.3	13.6	13.7	11.9
Sr. High	20.8	26.9	23.5	15.5	20.9	23.3	28.7	31.9	37.6	38.9	36.7	35.2	34.3	35.3	31.6
12th Grade	26.0	30.1	28.2	17.3	25.1	28.2	31.9	35.8	40.8	41.6	41.0	40.2	40.2	41.4	37.4
Total	15.0	21.8	18.1	12.8	16.0	18.1	21.8	24.0	29.5	30.1	28.7	27.1	23.6	24.6	22.3

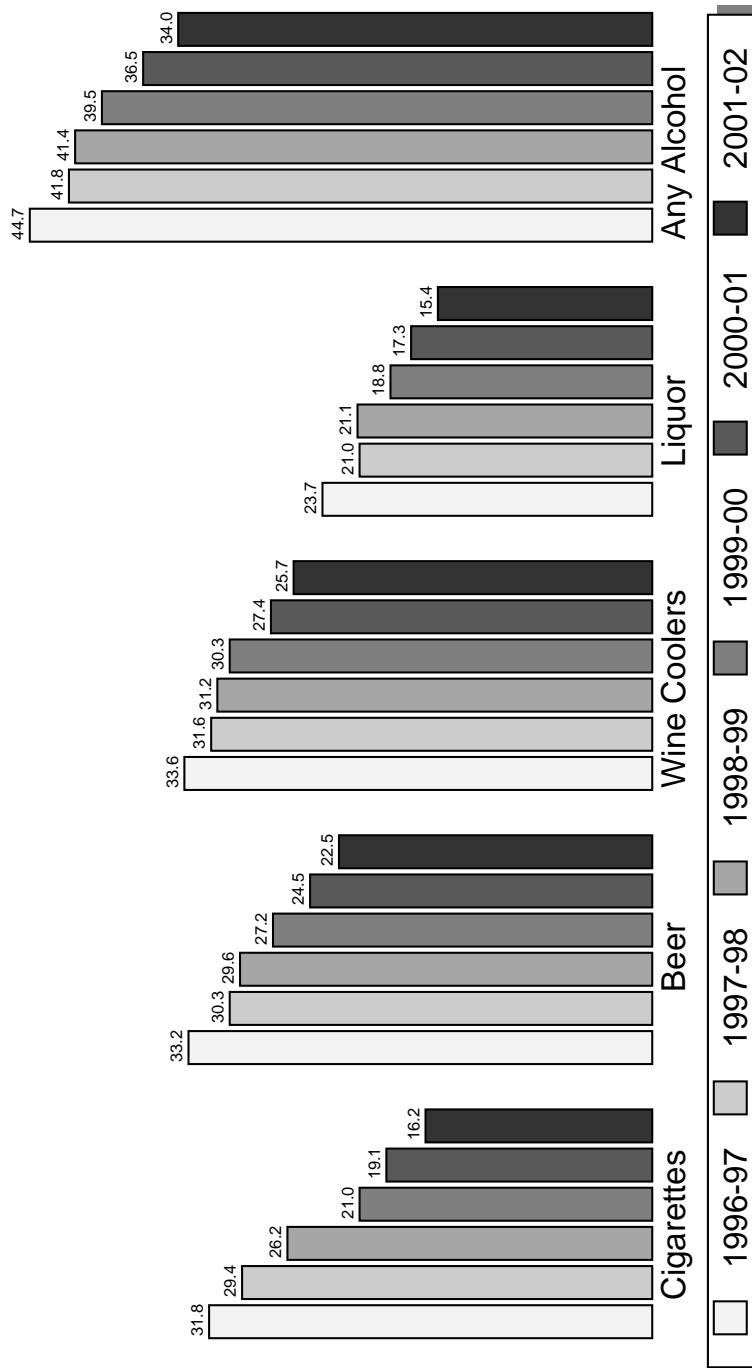
* New drug category added 95-96 school year.

** New drug category added 98-99 school year.

2.3. National Summary Graphics This section contains graphs of national summary statistics for the following:

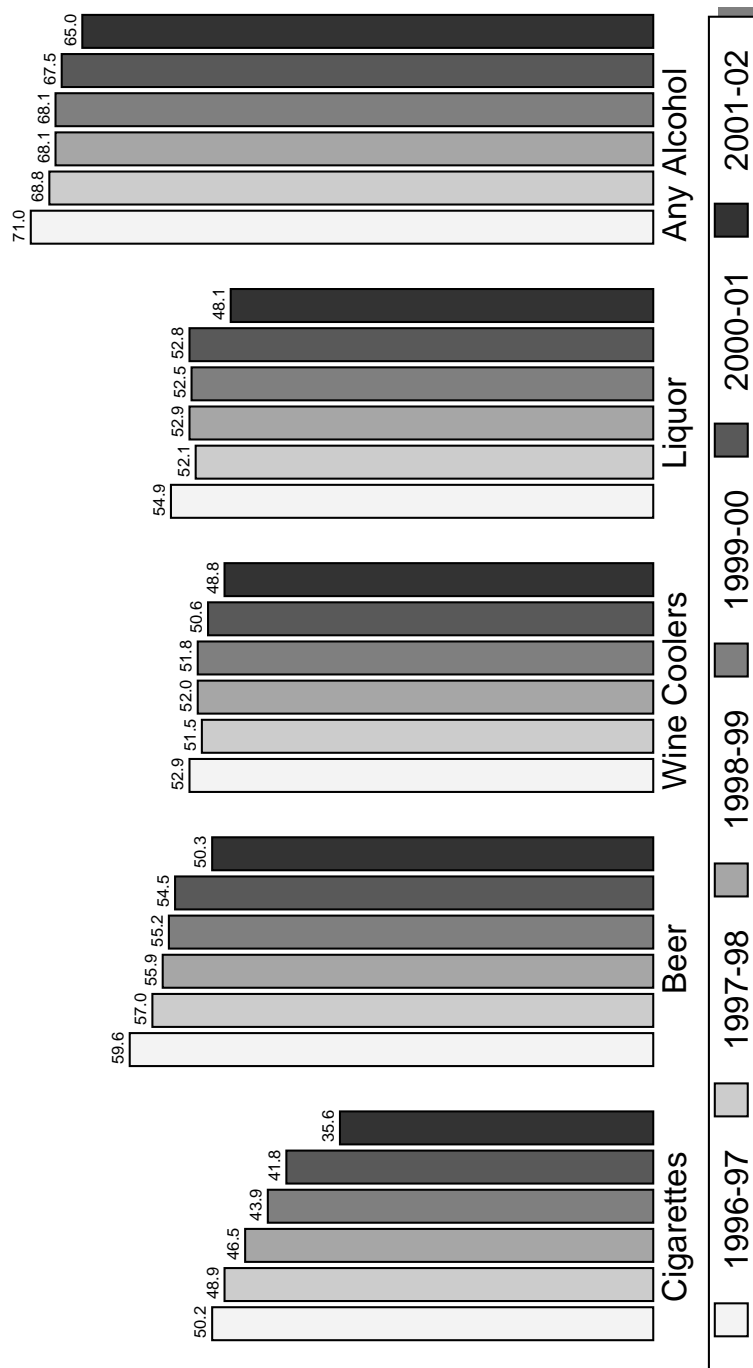
- Junior & Senior High Drug Use for the past six years
- the percent of students who talk to their parents often or a lot about drugs
- the percent of illicit drug use for each subgroup response to the questions of school activities, getting good grades, community activities, religiosity, parents discussion of drugs, parents setting clear rules, parents discipline and who students live with.

Grades 6 to 8 % Students Who Use Cigarettes & Alcohol USA - PRIDE Survey - Annual Use



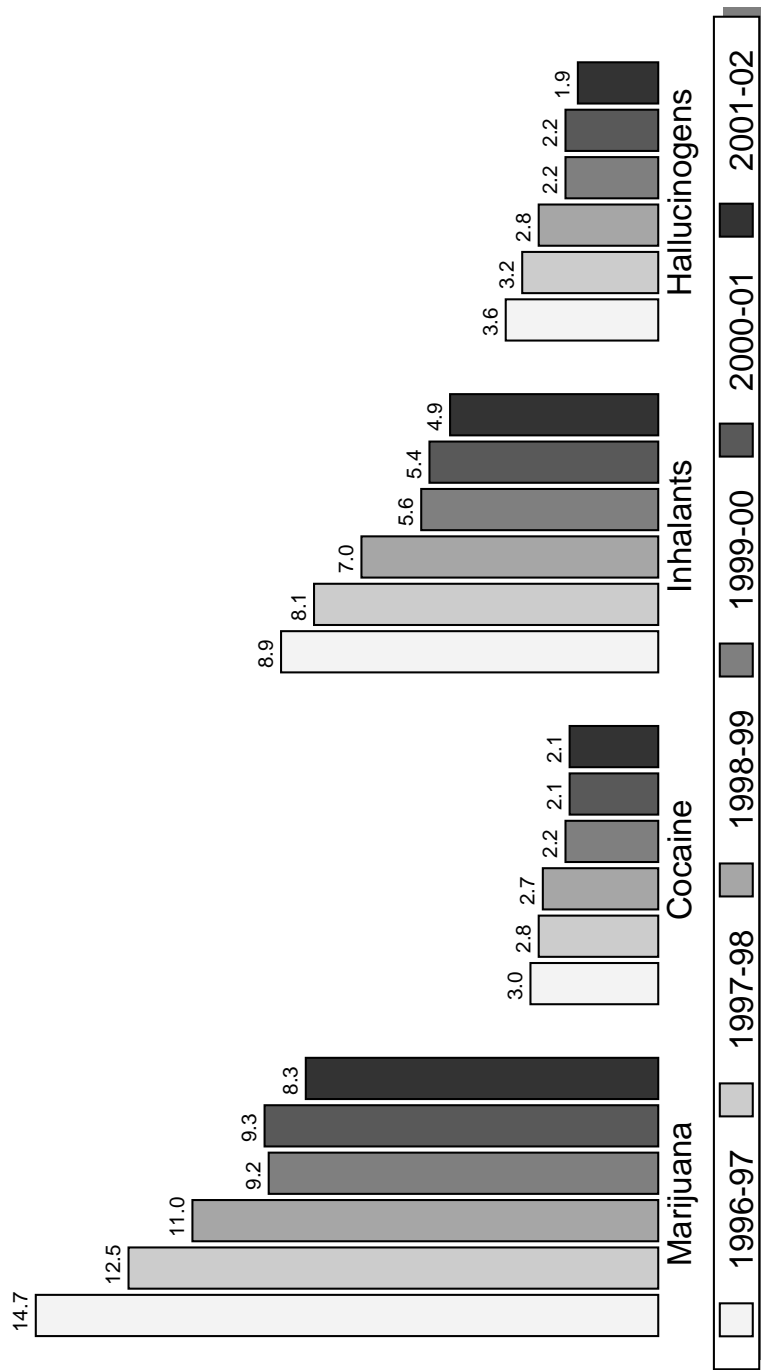
Surveyed by Years
 96-97=68,071 97-98=68,149 98-99=58,619 99-00=59,243 00-01=37,653 01-02=48,026

Grades 9 to 12 % Students Who Use Cigarettes & Alcohol USA - PRIDE Survey - Annual Use



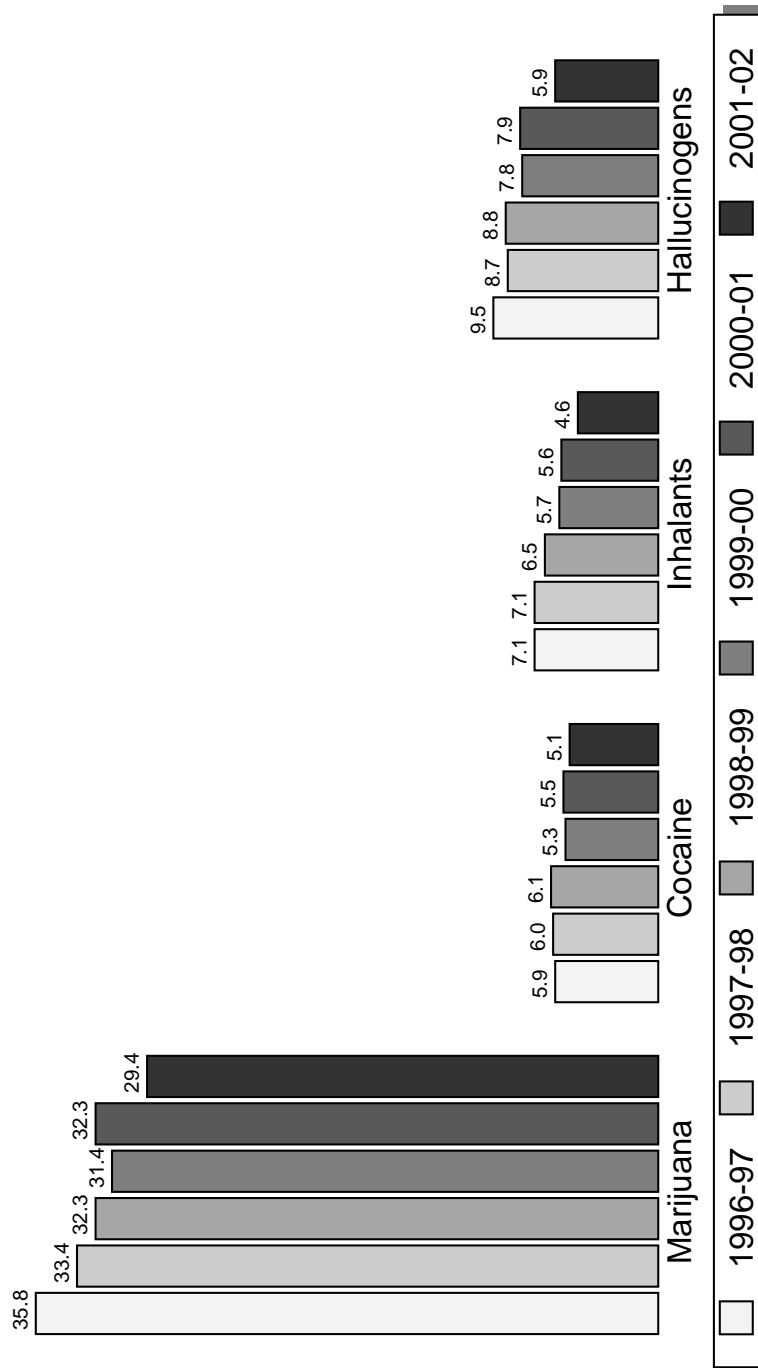
Surveyed by Years
 96-97=73,006 97-98=86,201 98-99=79,460 99-00=55,075 00-01=38,151 01-02=53,856

Grades 6 to 8
 % Students Who Use Marijuana, Cocaine, Inhalants and Hallucinogens
 USA - PRIDE Survey - Annual Use



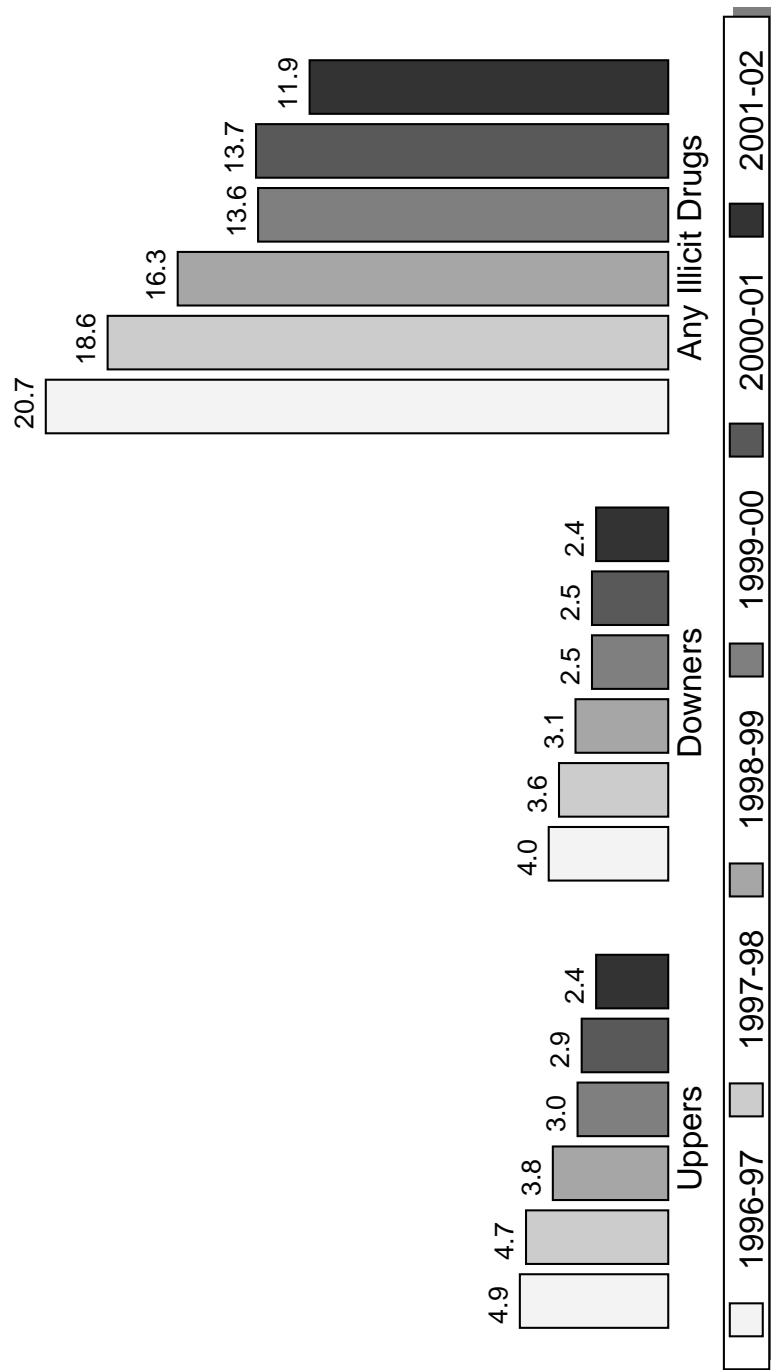
Surveyed by Years
 96-97=68,071 97-98=68,149 98-99=58,619 99-00=59,243 00-01=37,653 01-02=48,026

Grades 9 to 12
 % Students Who Use Marijuana, Cocaine, Inhalants and Hallucinogens
 USA - PRIDE Survey - Annual Use

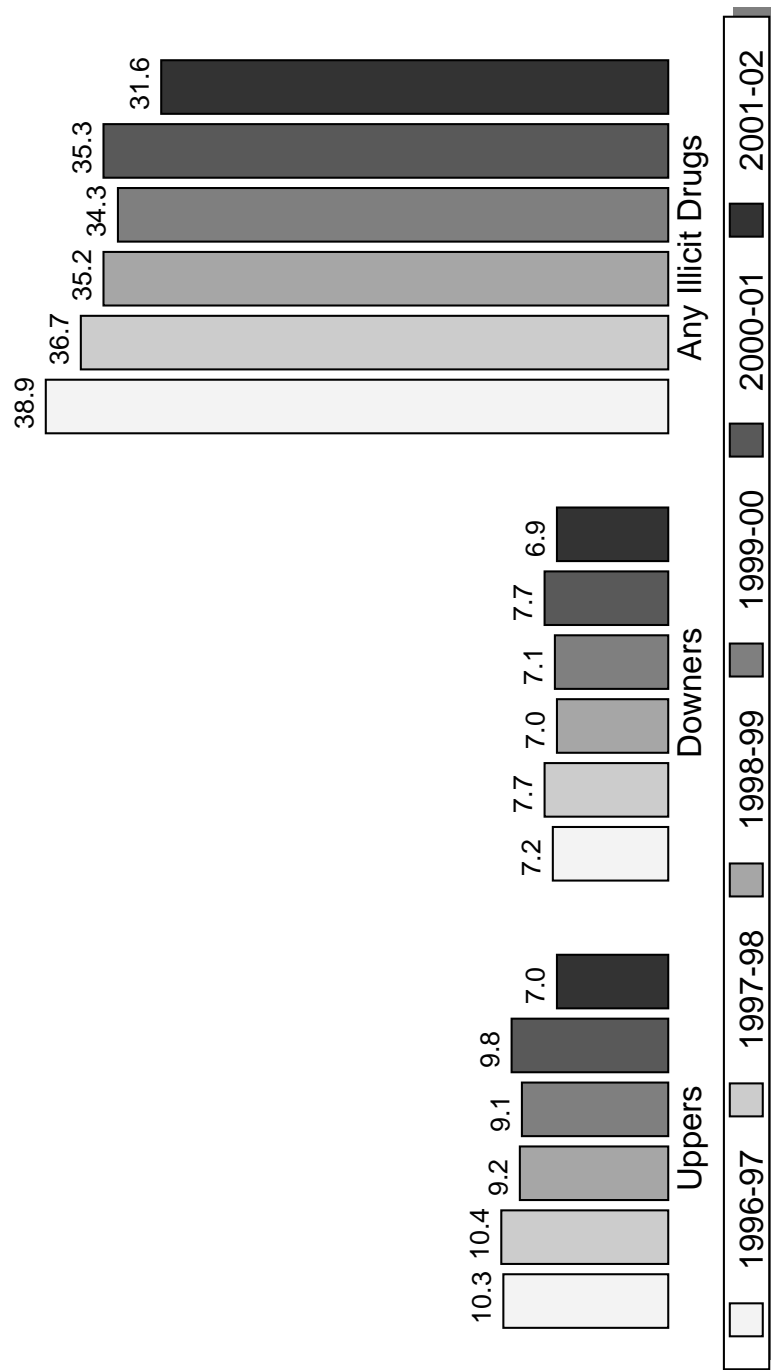


Surveyed by Years
 96-97=73,006 97-98=86,201 98-99=79,460 99-00=55,075 00-01=38,151 01-02=53,856

Grades 6 to 8
 % Students Who Use Uppers, Downers & Any Illicit Drugs
 USA - PRIDE Survey - Annual Use




Grades 9 to 12
 % Students Who Use Uppers, Downers & Any Illicit Drugs
 USA - PRIDE Survey - Annual Use



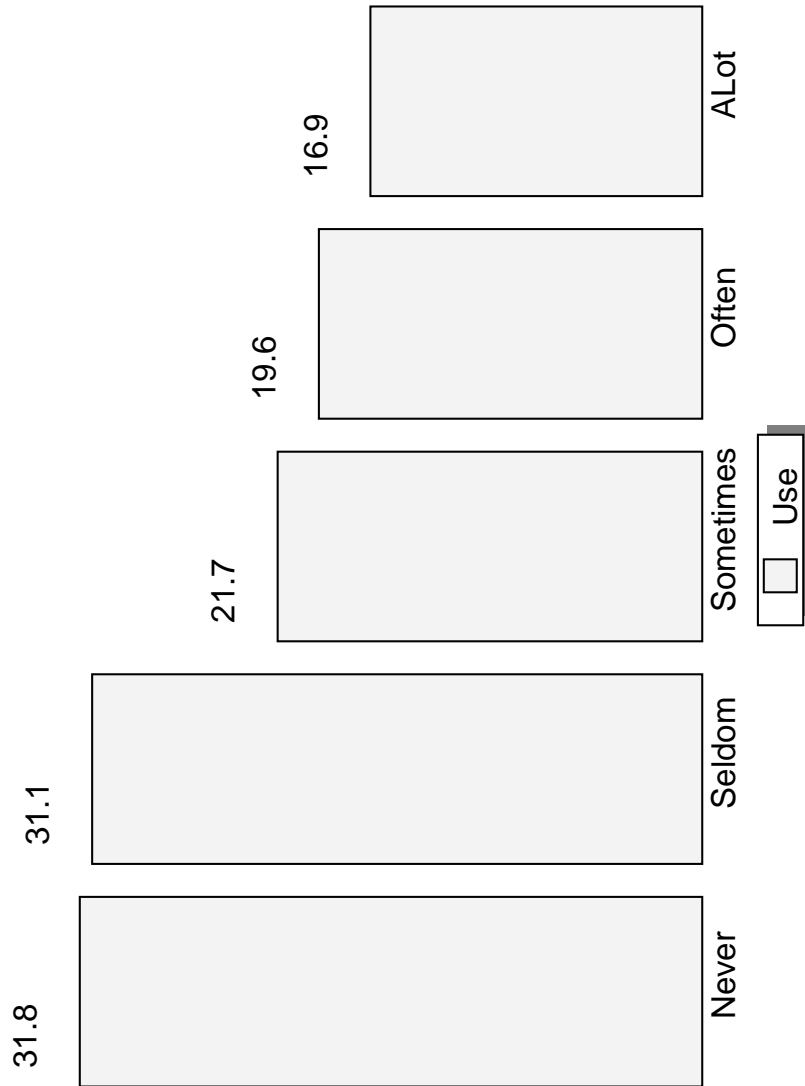
Surveyed by Years
 96-97=73,006 97-98=86,201 98-99=79,460 99-00=55,075 00-01=38,151 01-02=53,856

Grades 6 to 12
 % of Students Reporting Their Parents Talk To Them Often/A Lot About Drugs
 USA - PRIDE Survey - Annual Use



Surveyed by Years
 96-97=160,308 97-98=162,623 98-99=265,430 99-00=183,781 00-01=89,661 01-02=320,169

Grades 6 to 12
 School Activities vs Any Illicit Drug Use
 USA - PRIDE Survey - Annual Use



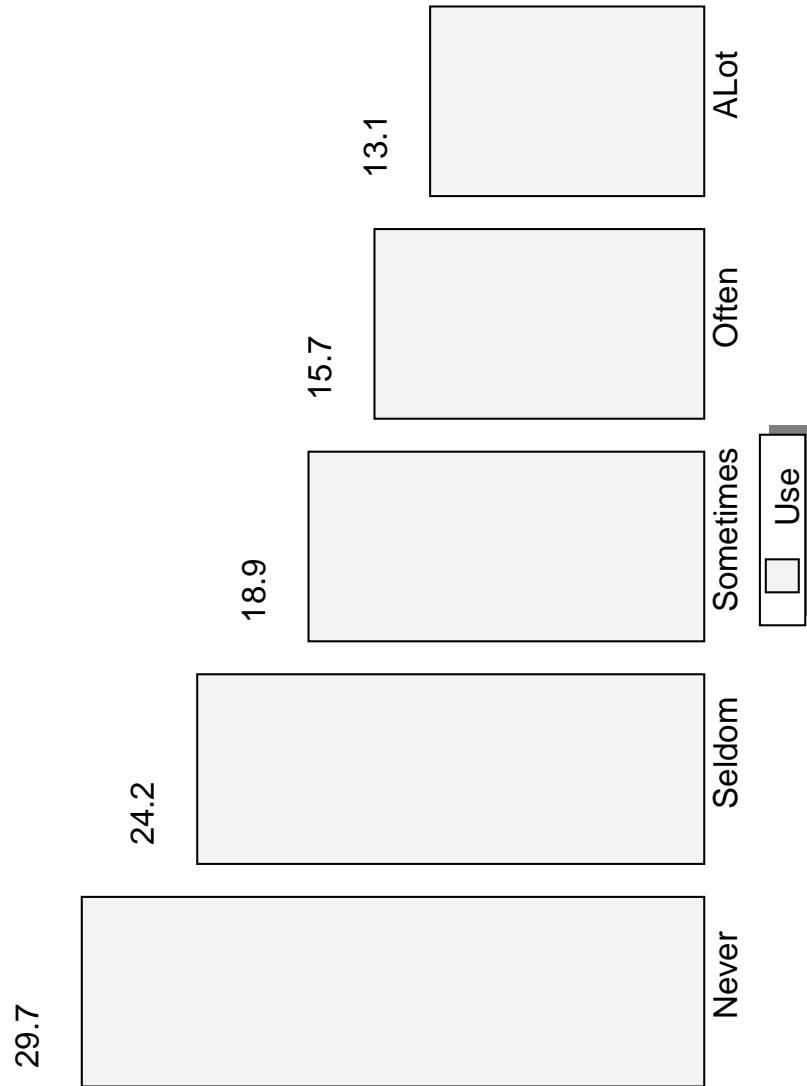
Surveyed in Grades 6 to 12 for 2001-02=101,882

Grades 6 to 12
Good Grade vs Any Illicit Drug Use
USA - PRIDE Survey - Annual Use



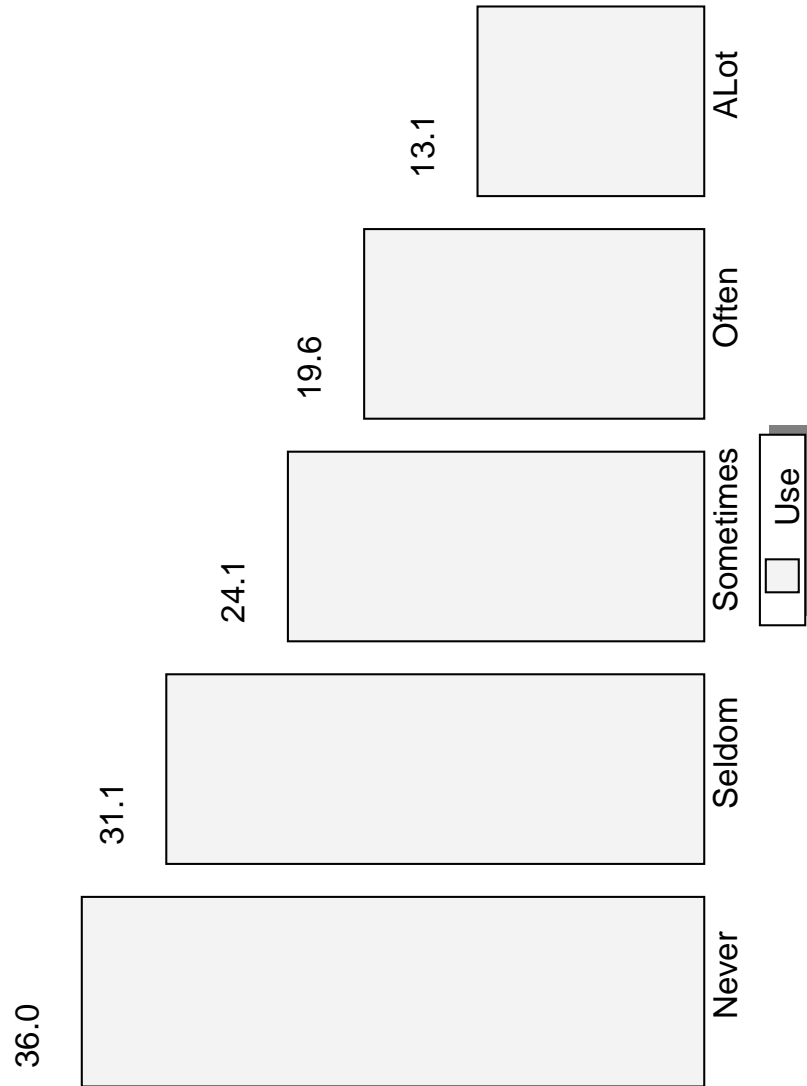
Surveyed in Grades 6 to 12 for 2001-02=101,882

Grades 6 to 12
Community Activities vs Any Illicit Drug Use
USA - PRIDE Survey - Annual Use



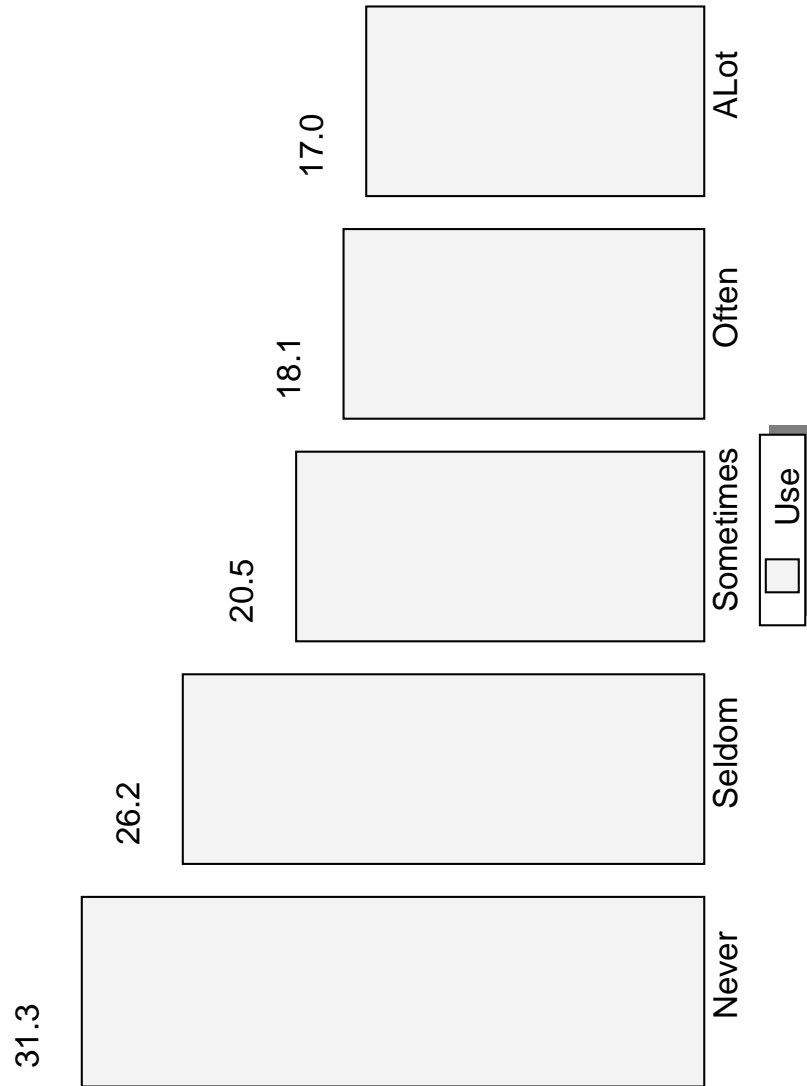
Surveyed in Grades 6 to 12 for 2001-02=101,882

Grades 6 to 12
Religiosity vs Any Illicit Drug Use
USA - PRIDE Survey - Annual Use



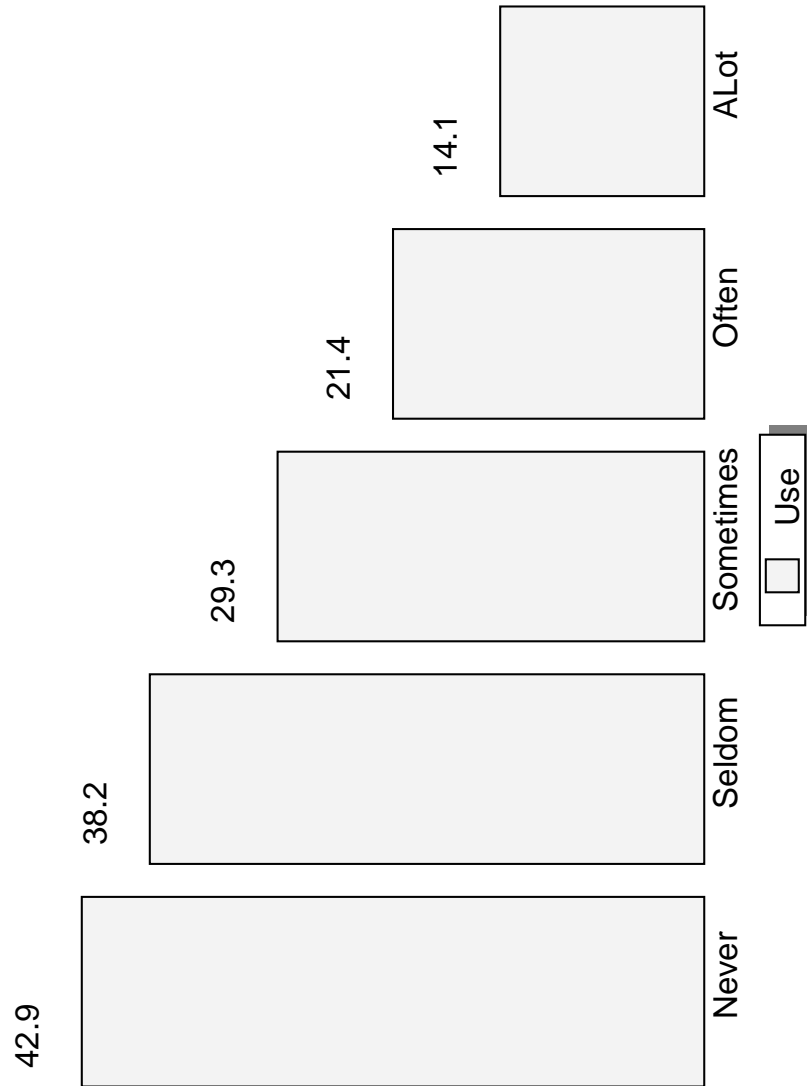
Surveyed in Grades 6 to 12 for 2001-02=101,882

Grades 6 to 12
Parents Talk vs Any Illicit Drug Use
USA - PRIDE Survey - Annual Use



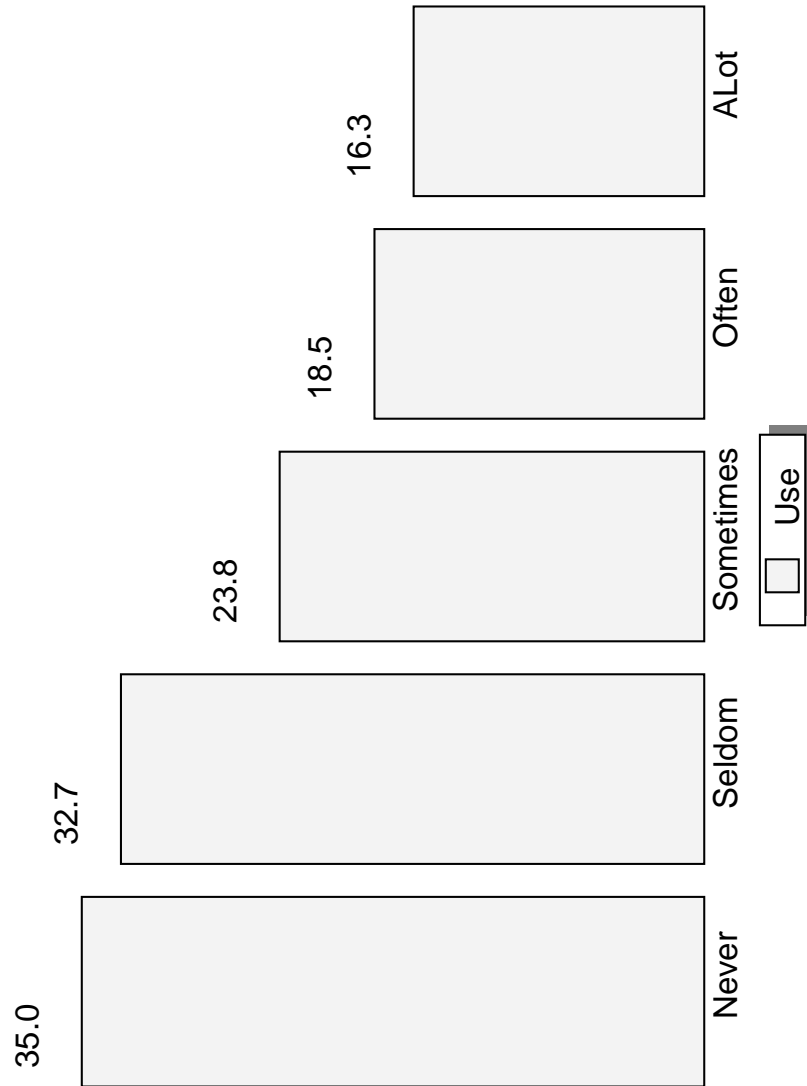
Surveyed in Grades 6 to 12 for 2001-02=101,882

Grades 6 to 12
Clear Rules vs Any Illicit Drug Use
USA - PRIDE Survey - Annual Use



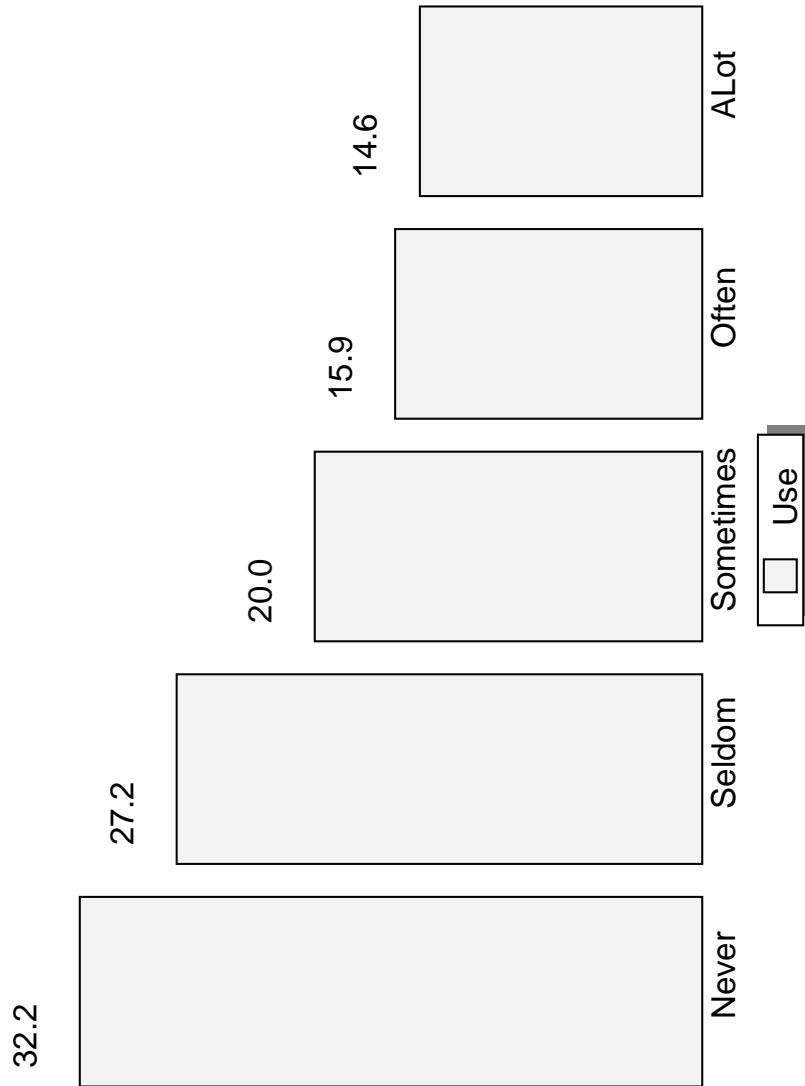
Surveyed in Grades 6 to 12 for 2001-02=101,882

Grades 6 to 12
Parents Punish vs Any Illicit Drug Use
USA - PRIDE Survey - Annual Use



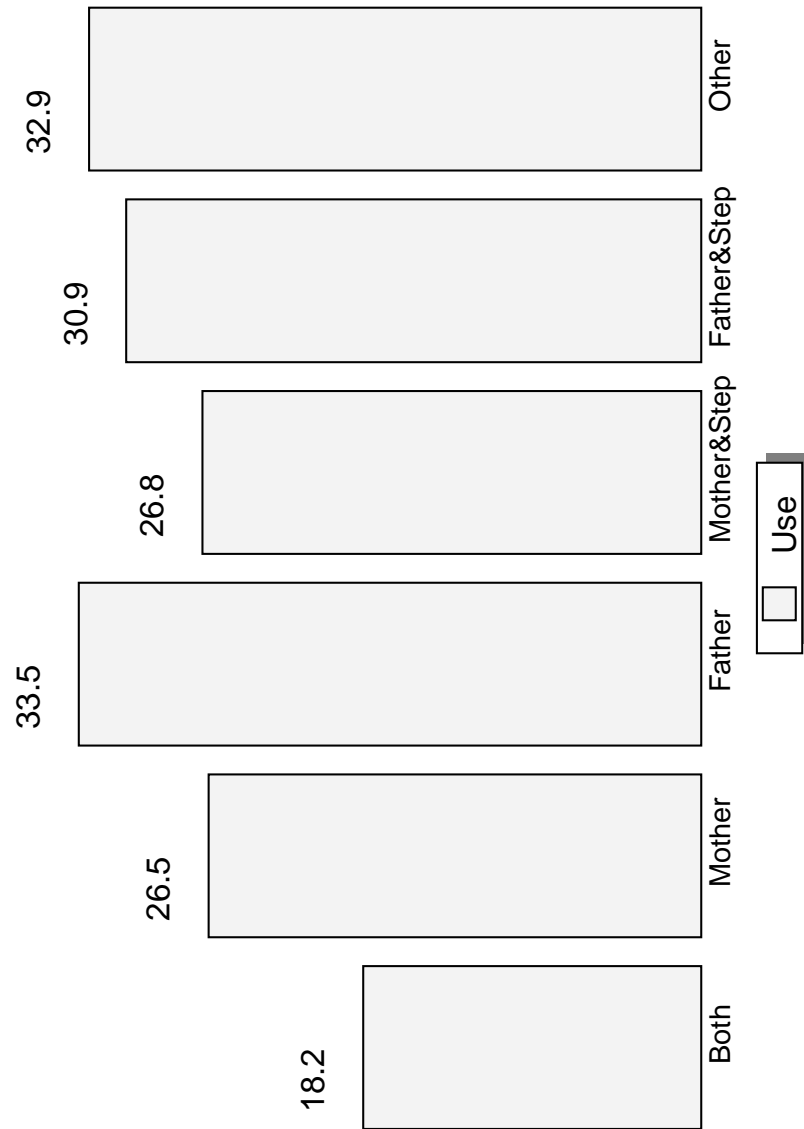
Surveyed in Grades 6 to 12 for 2001-02=101,882

Grades 6 to 12
Teacher Talk vs Any Illicit Drug Use
USA - PRIDE Survey - Annual Use



Surveyed in Grades 6 to 12 for 2001-02=101,882

Grades 6 to 12
 Live With vs Any Illicit Drug Use
 USA - PRIDE Survey - Annual Use



Surveyed in Grades 6 to 12 for 2001-02=101,882

CHAPTER 3

STANDARD GRAPHICS

The following graphs will assist you in understanding the relationship of student behavior to alcohol and other drug usage. You are encouraged to make overheads or slides from the graphs for presentations to school faculty, parents, media, and other audiences in the community.

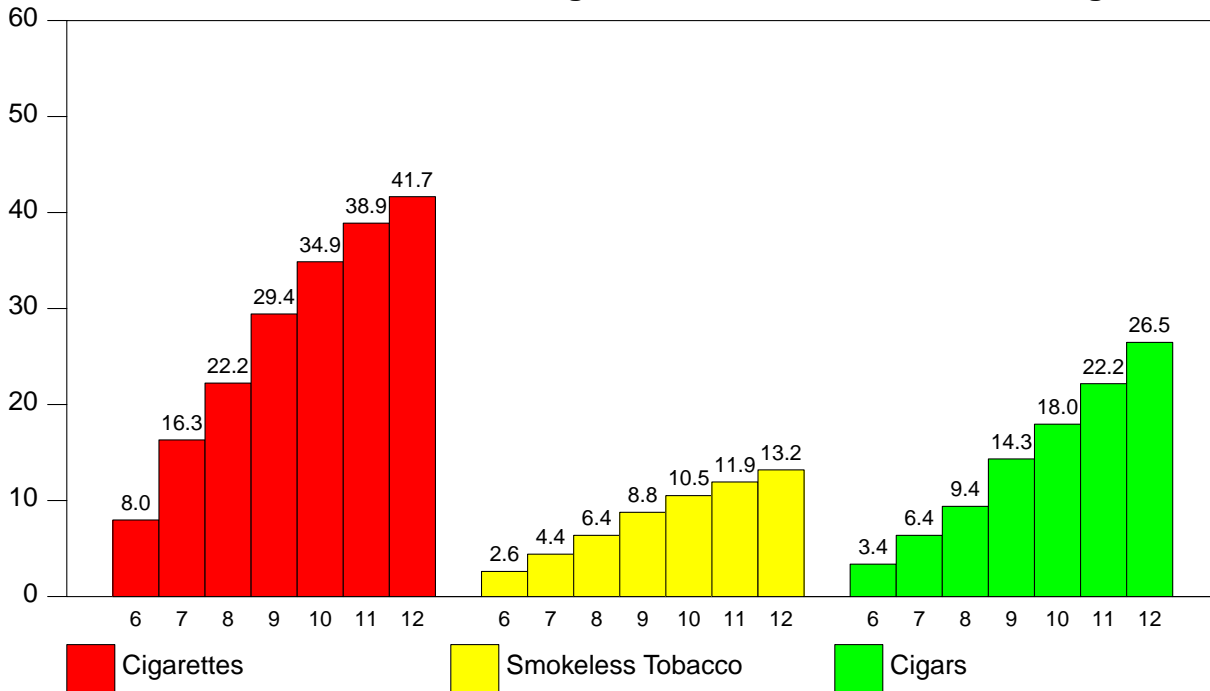
The *Time* of drug use graphs will be helpful in understanding the need for a commitment to drug abuse prevention by parents and the larger community - not just by schools. Student alcohol and other drug use occurs most often outside the school and at times when school is not in session.

The *Perceived Harm* of alcohol and other drugs will assist with understanding how the false assumptions concerning harm are related to drug use. When drugs are perceived as harmless, the probability of use increases.

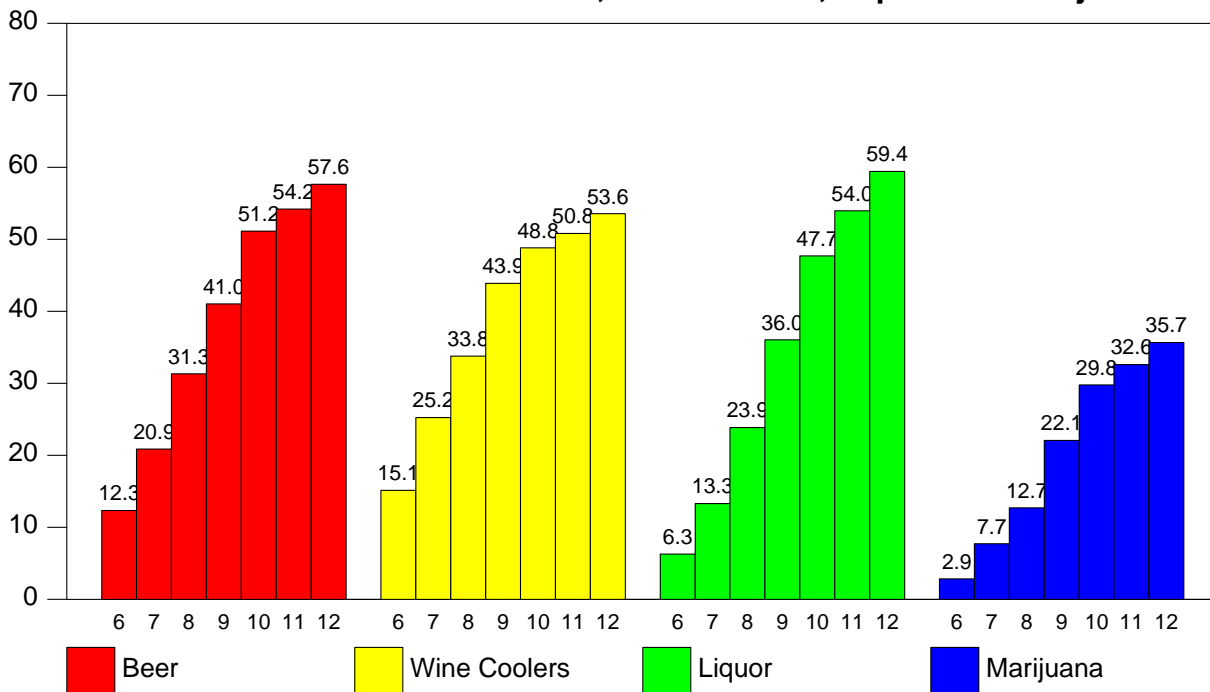
Research indicates that easy access, *Availability*, to drug increases the probability of use. Availability of alcohol and other drugs normally increases at higher grade levels.

3.1. Frequency of Use

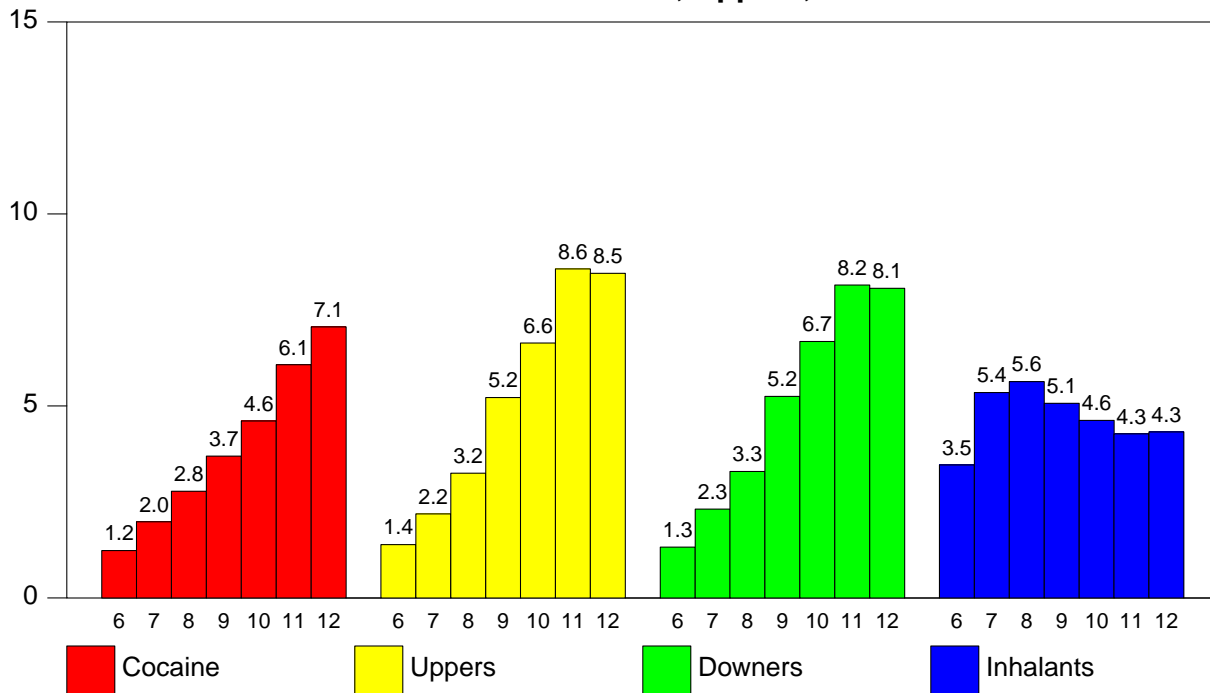
3.1 - % Students Who Use Cigarettes, Smokeless Tobacco & Cigars



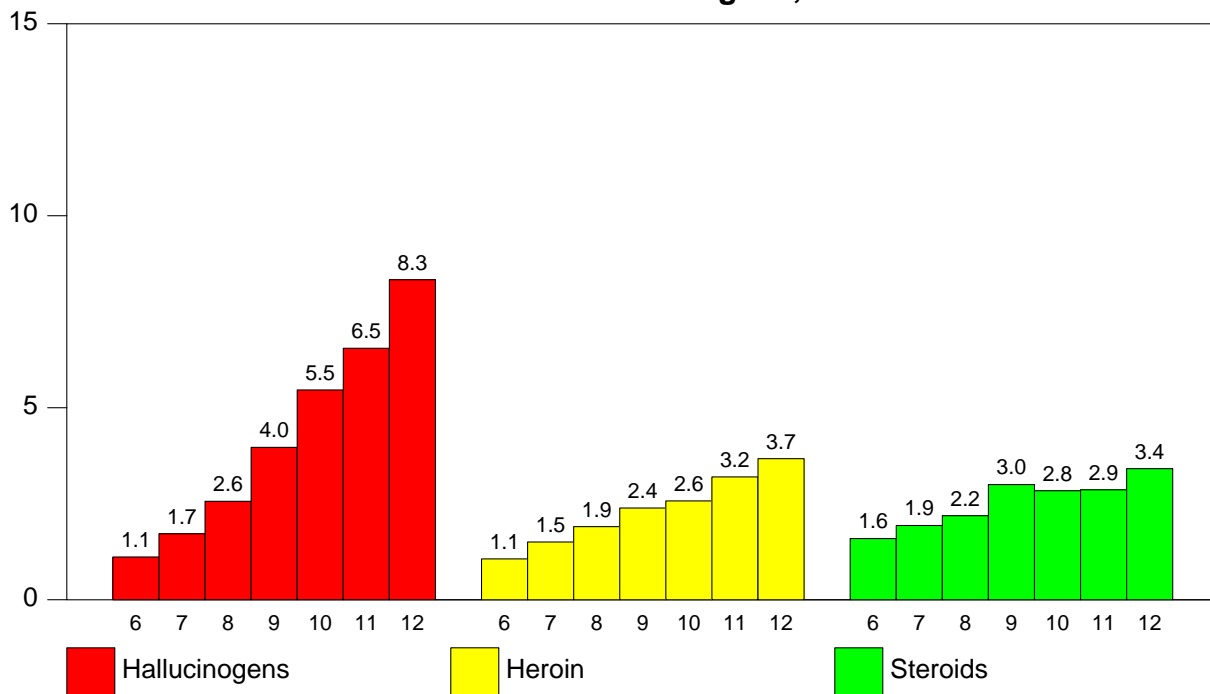
3.2 - % Students Who Use Beer, Wine Coolers, Liquor and Marijuana



3.3 - % Students Who Use Cocaine, Uppers, Downers & Inhalants

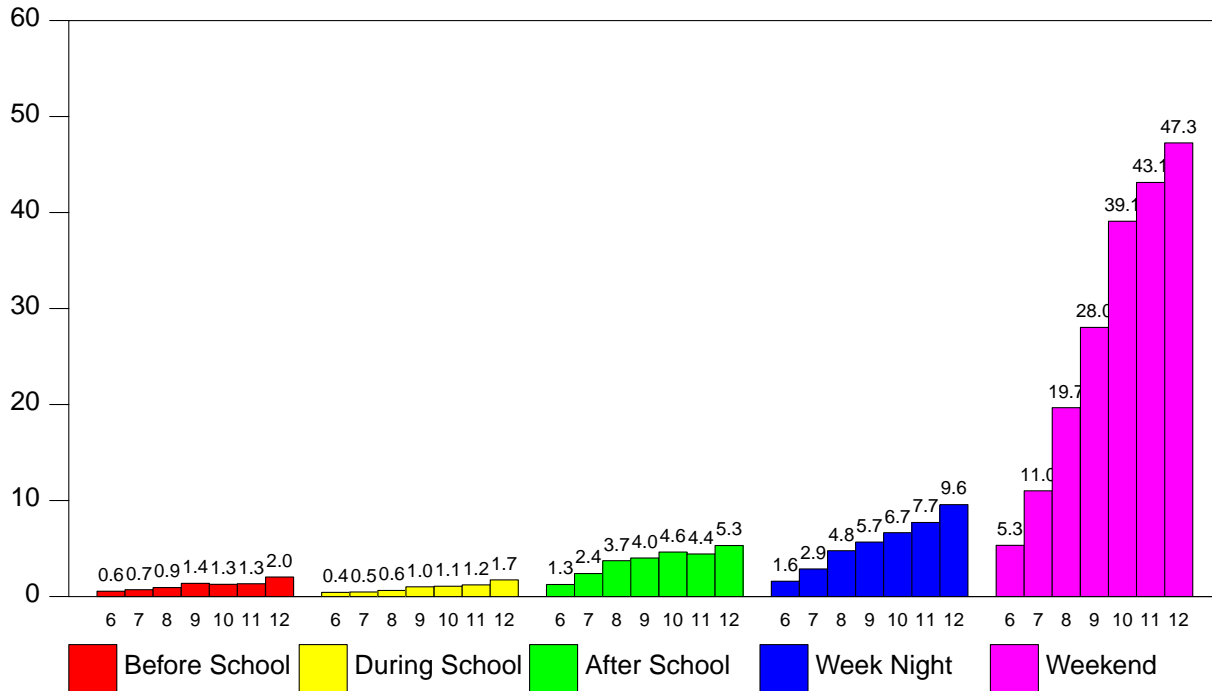


3.4 - % Students Who Use Hallucinogens, Heroin and Steroids

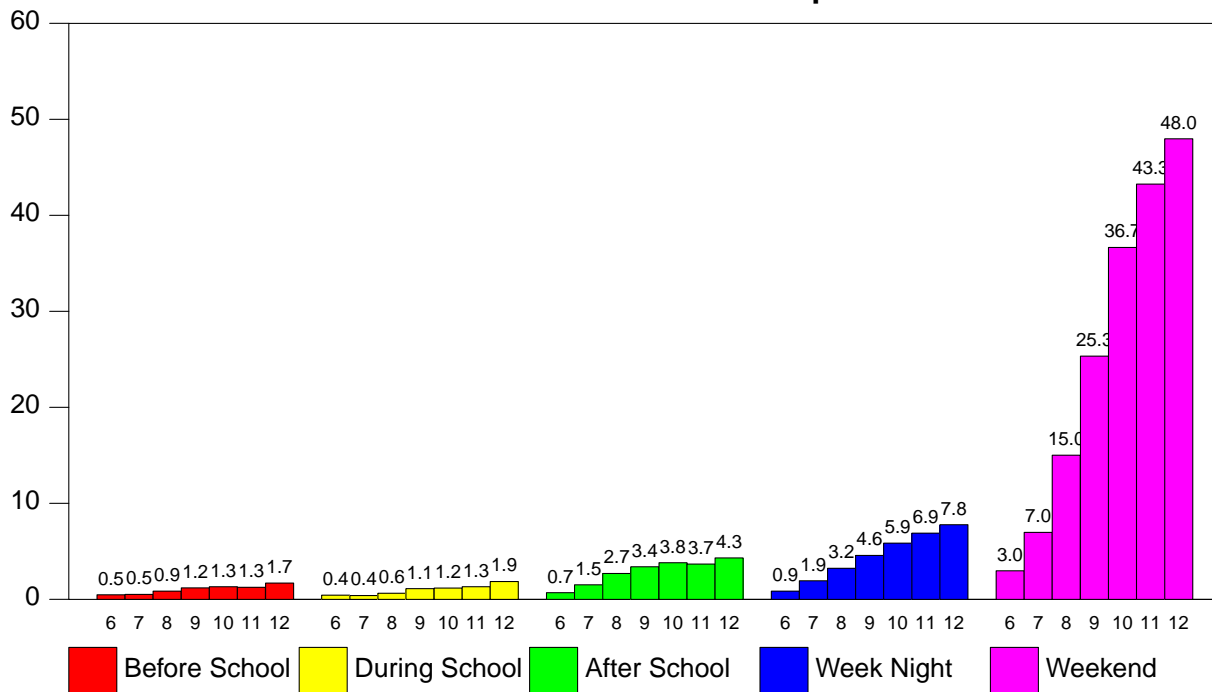


3.2. When Do You Use

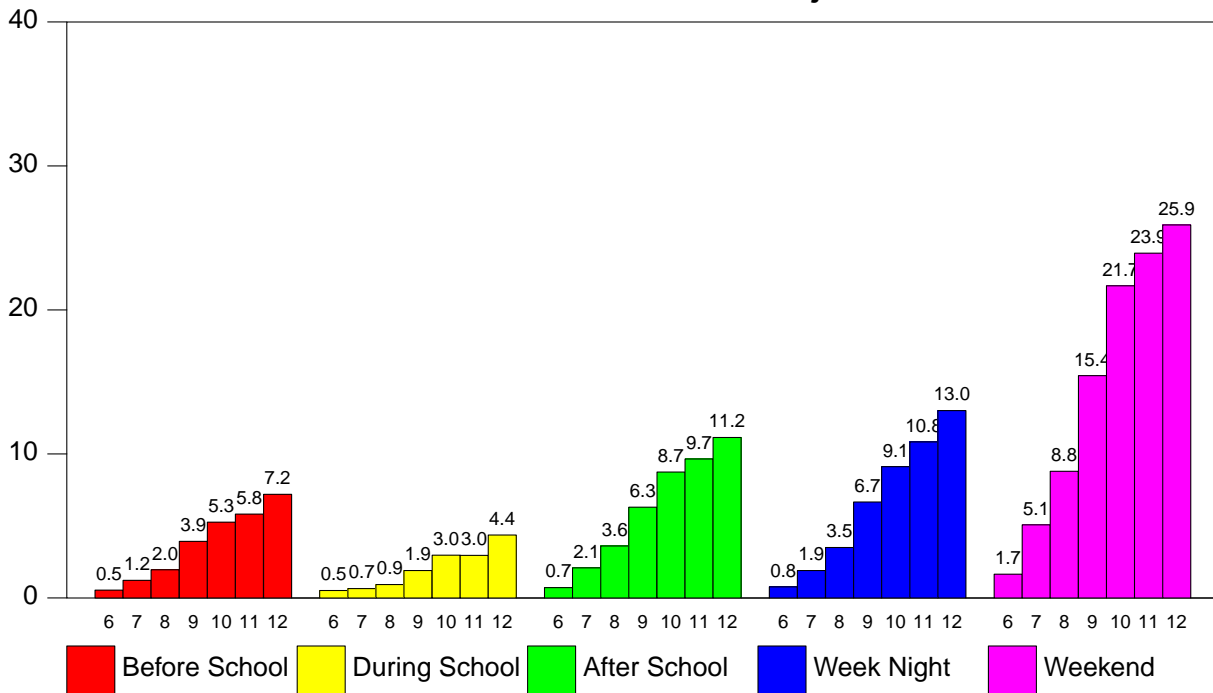
3.5 - When Do You Use Beer



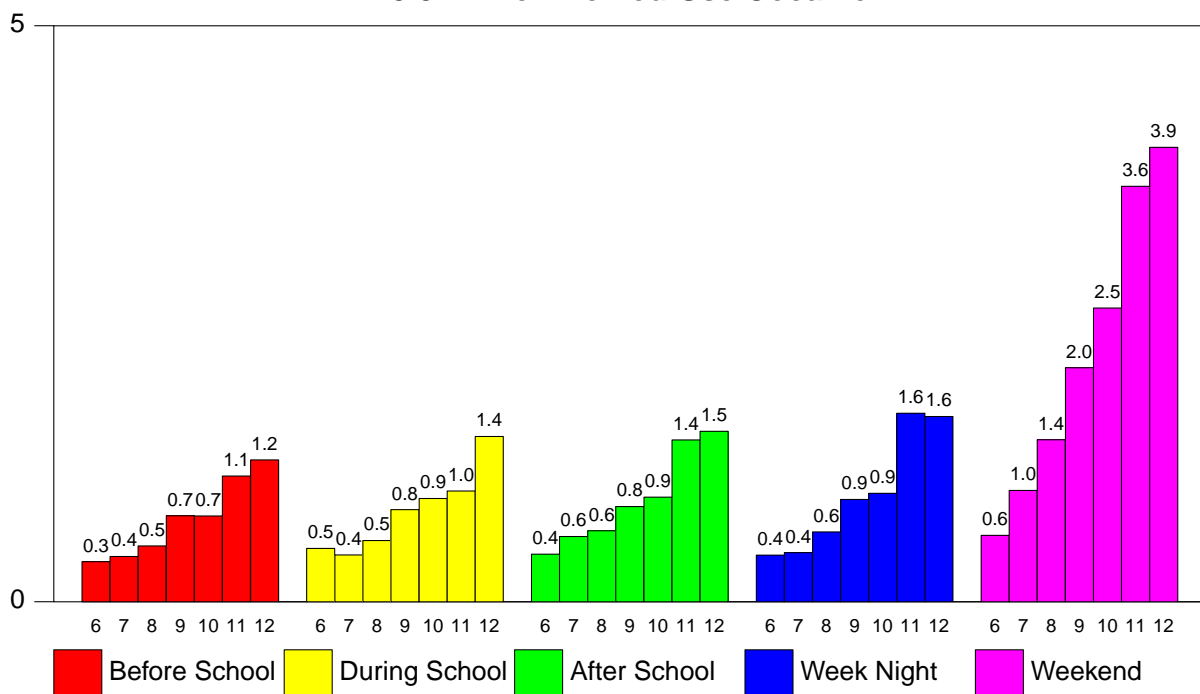
3.6 - When Do You Use Liquor



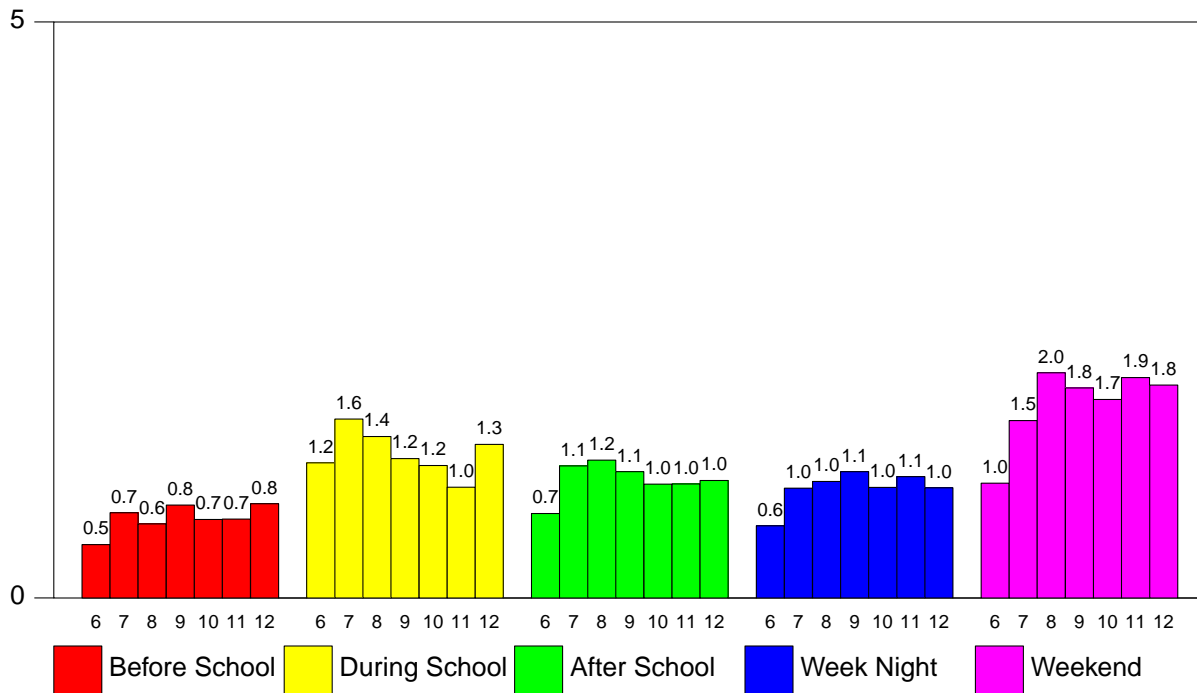
3.7 - When Do You Use Marijuana



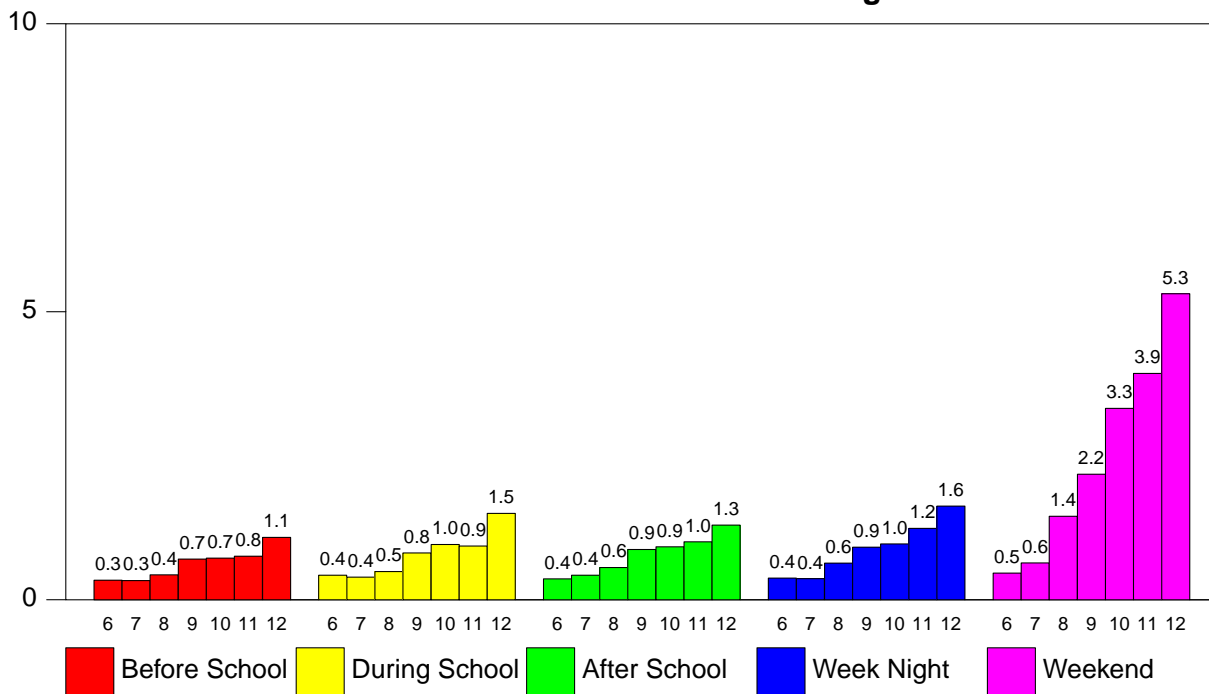
3.8 - When Do You Use Cocaine



3.9 - When Do You Use Inhalants

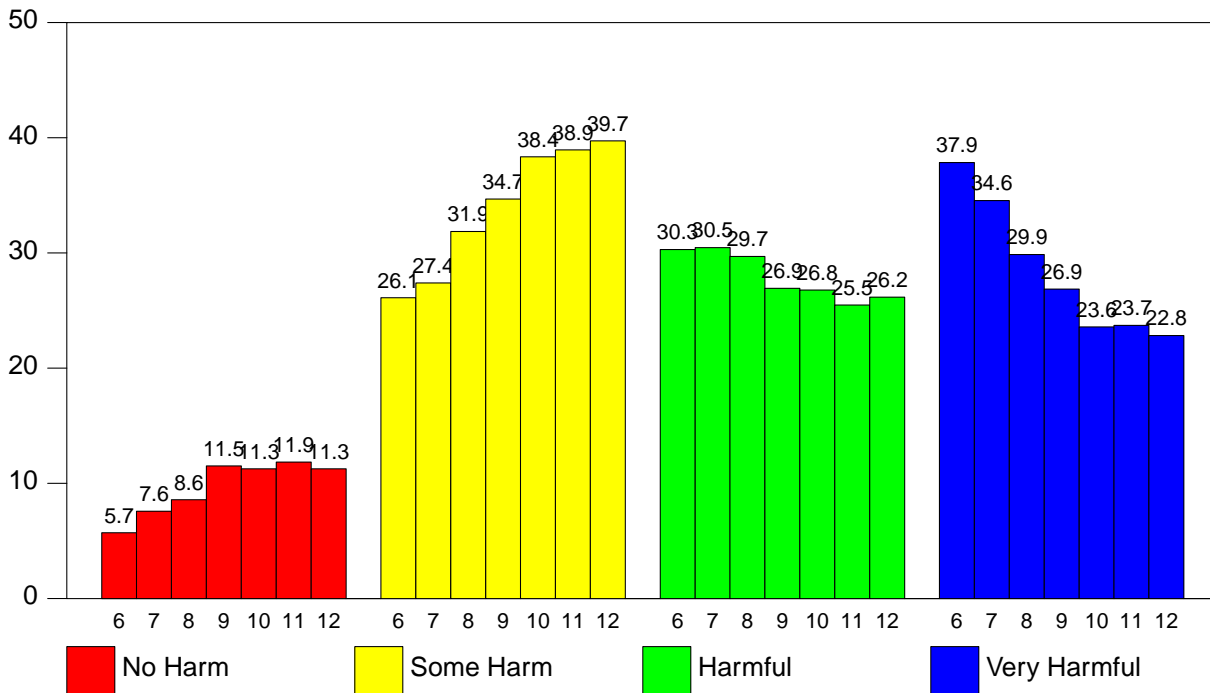


3.10 - When Do You Use Hallucinogens

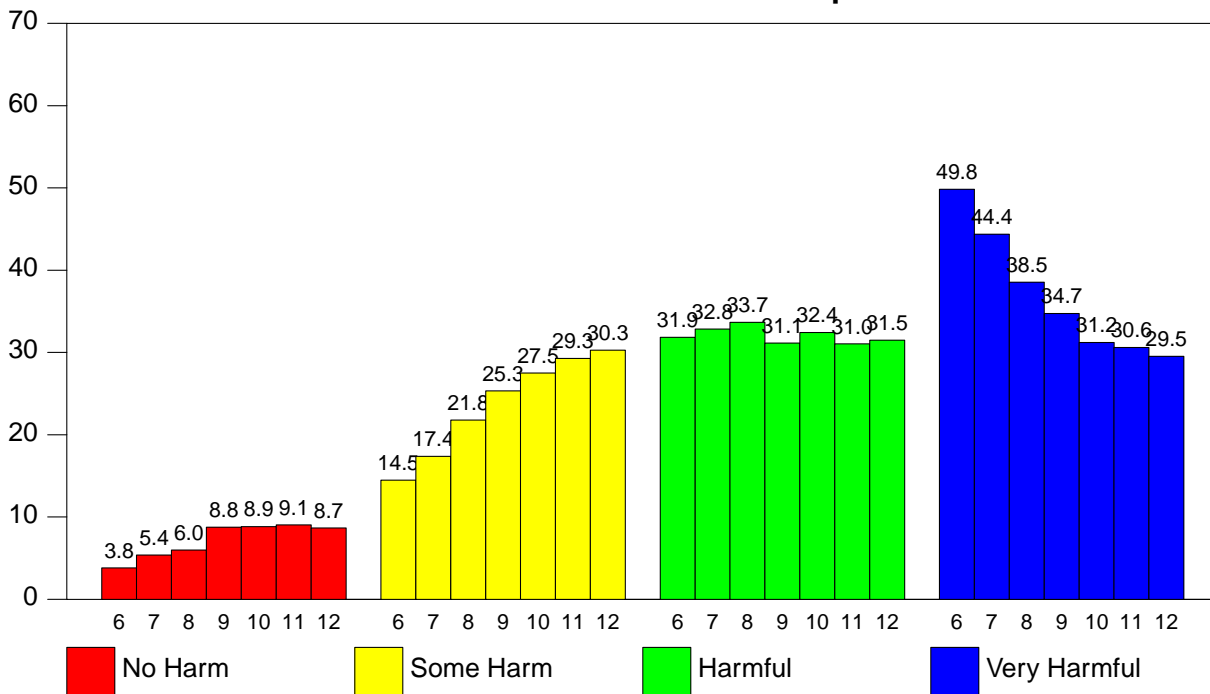


3.3. Harmful to Health

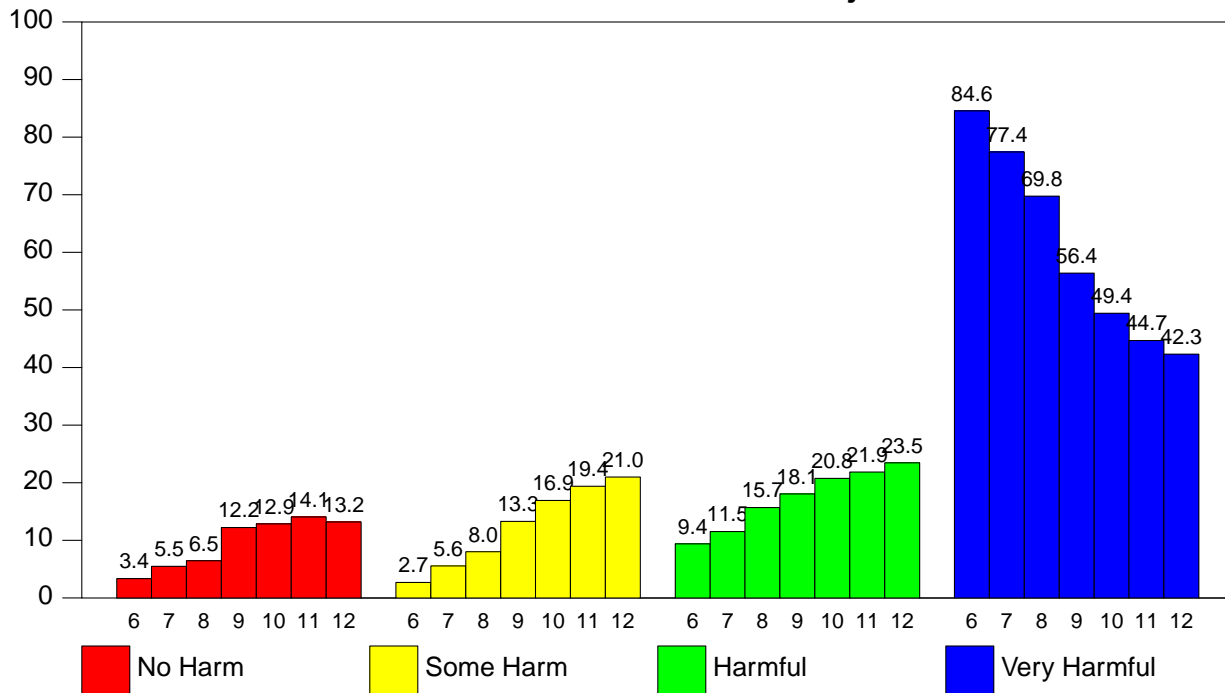
3.11 - Is It Harmful To Use Beer



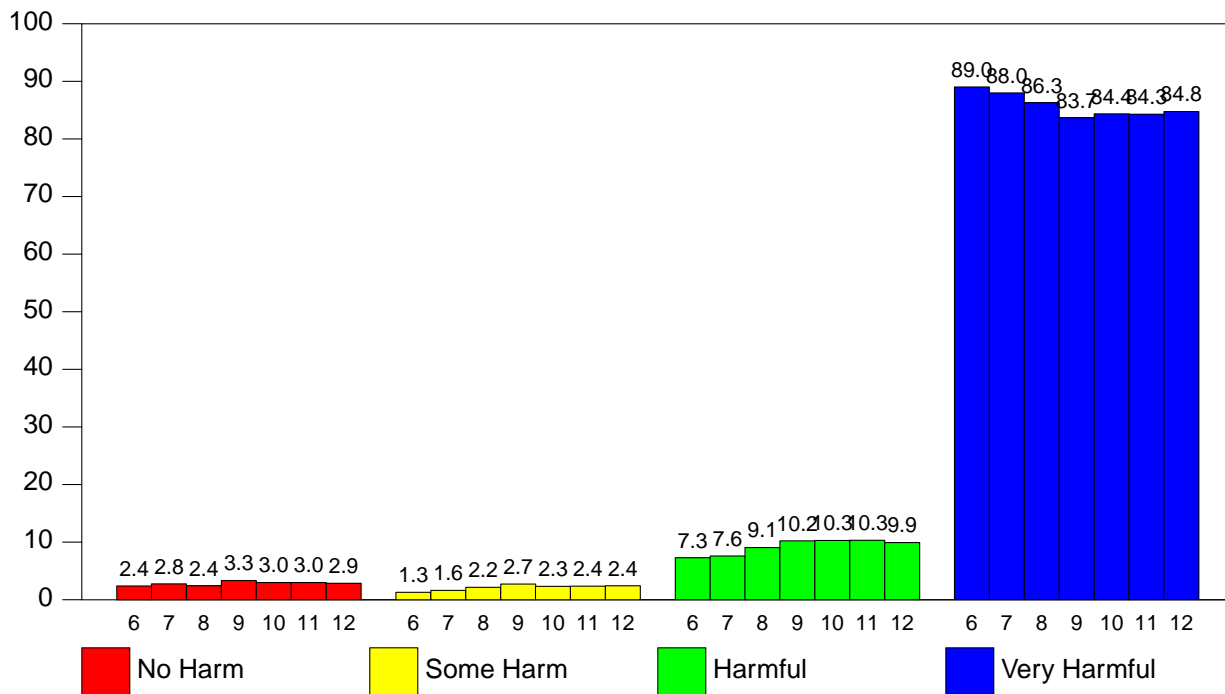
3.12 - Is It Harmful To Use Liquor



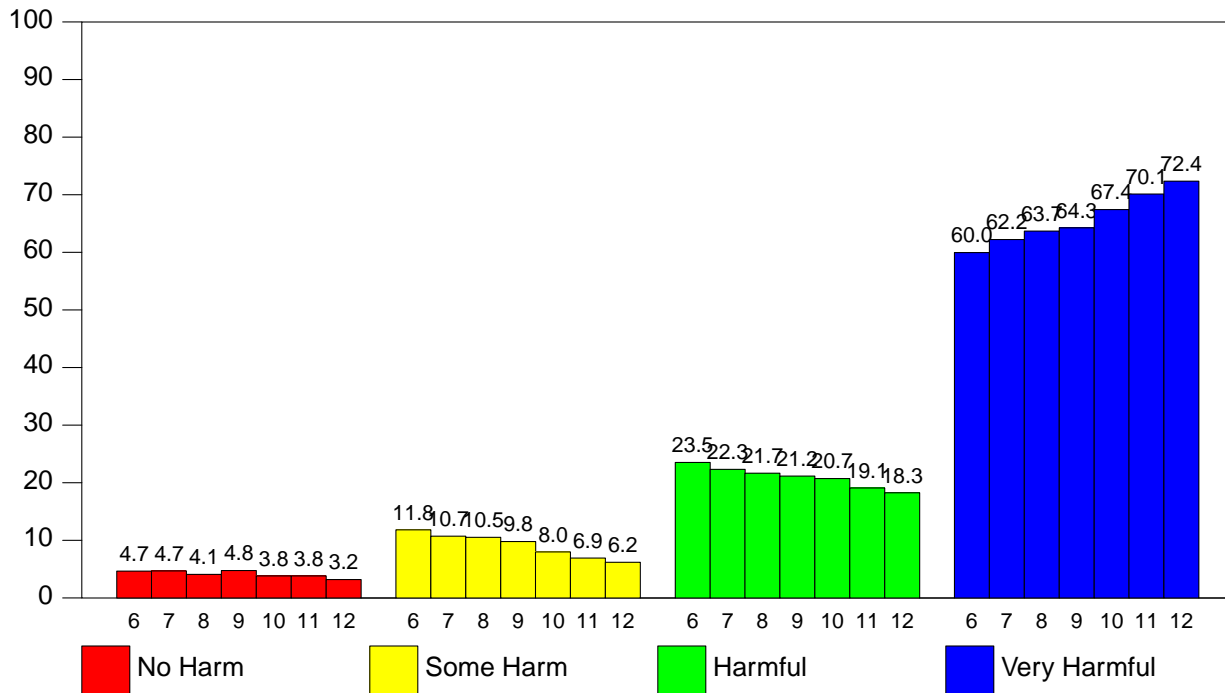
3.13 - Is It Harmful To Use Marijuana



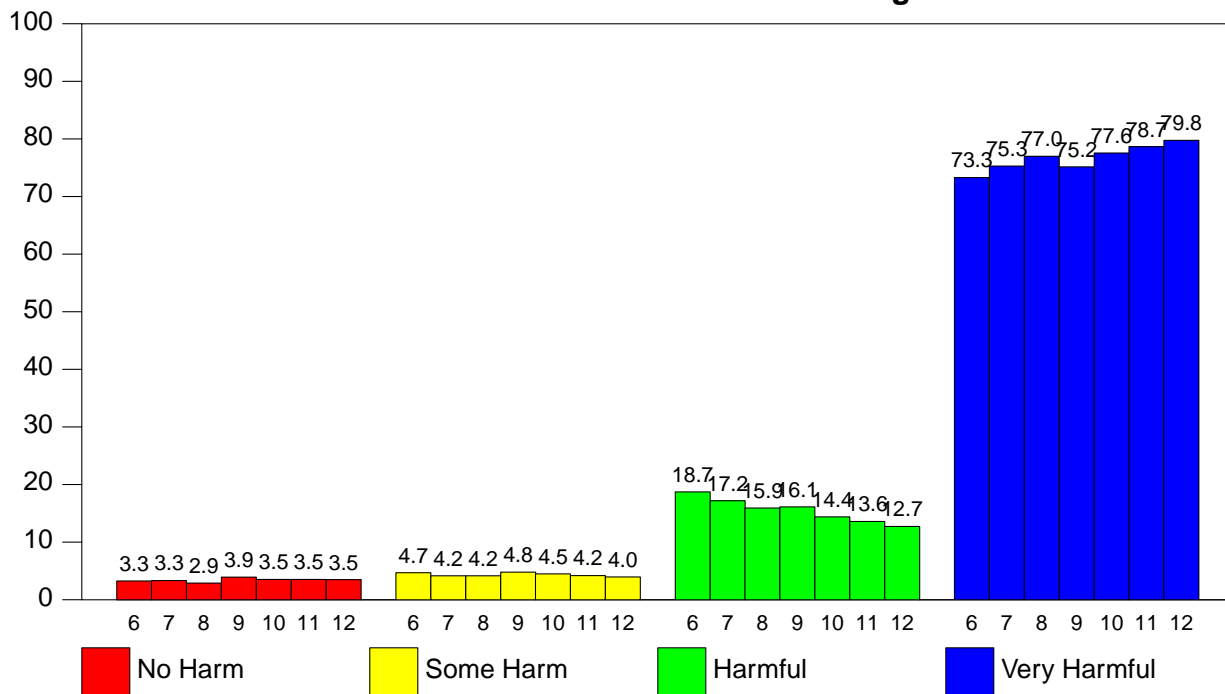
3.14 - Is It Harmful To Use Cocaine



3.15 - Is It Harmful To Use Inhalants

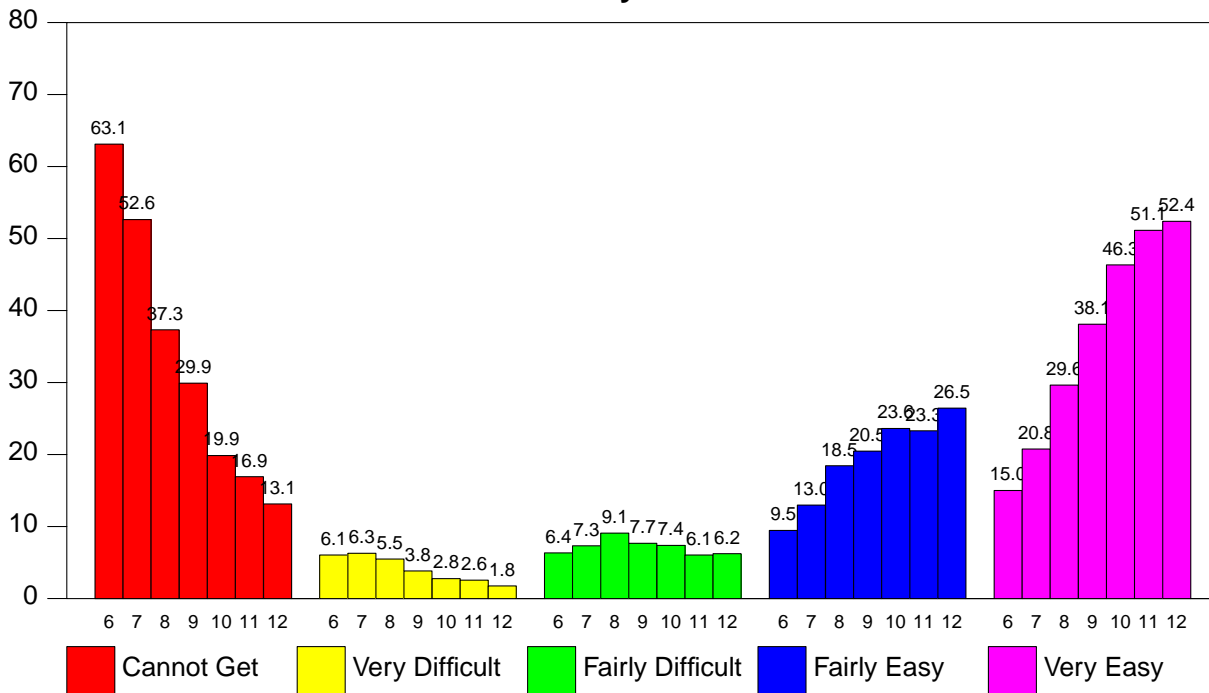


3.16 - Is It Harmful To Use Hallucinogens

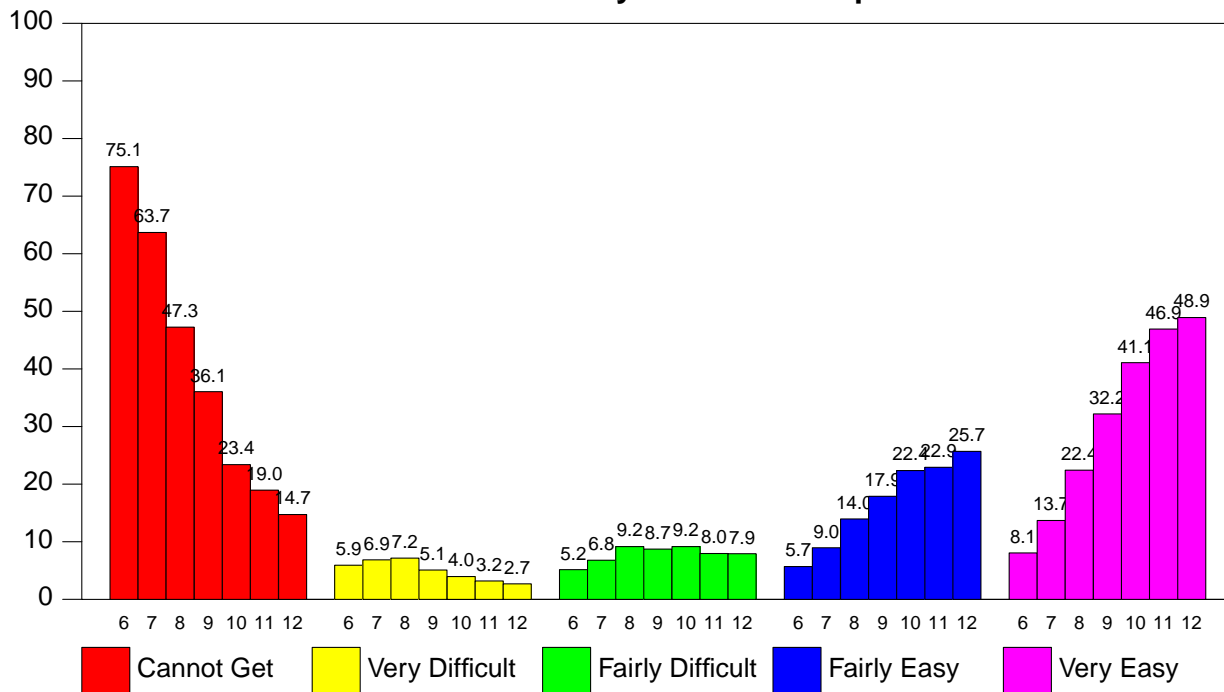


3.4. How Easy Is It To Get

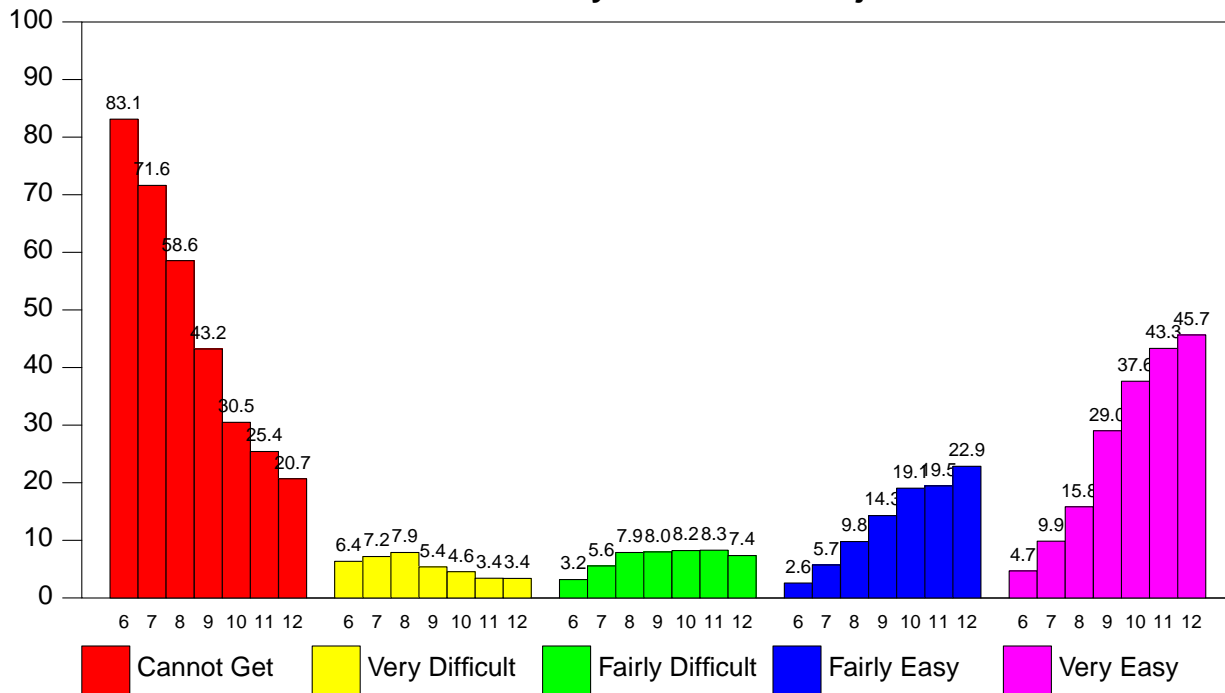
3.17 - How Easy Is It To Get Beer



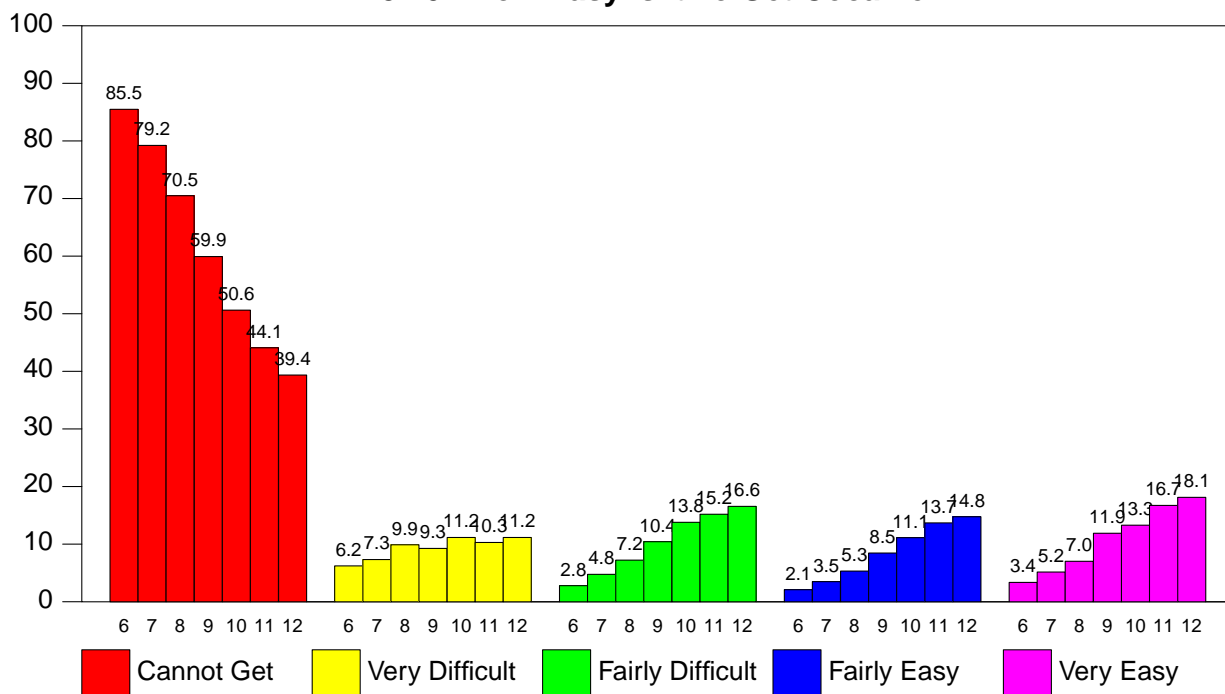
3.18 - How Easy Is It To Get Liquor



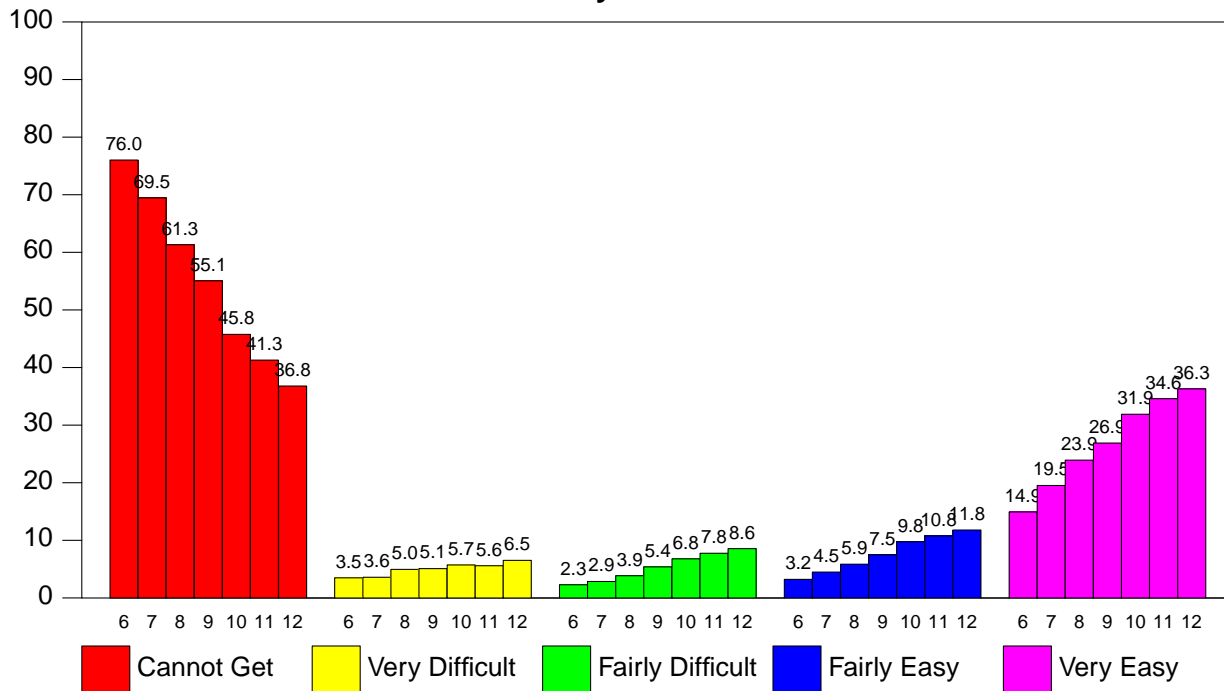
3.19 - How Easy Is It To Get Marijuana



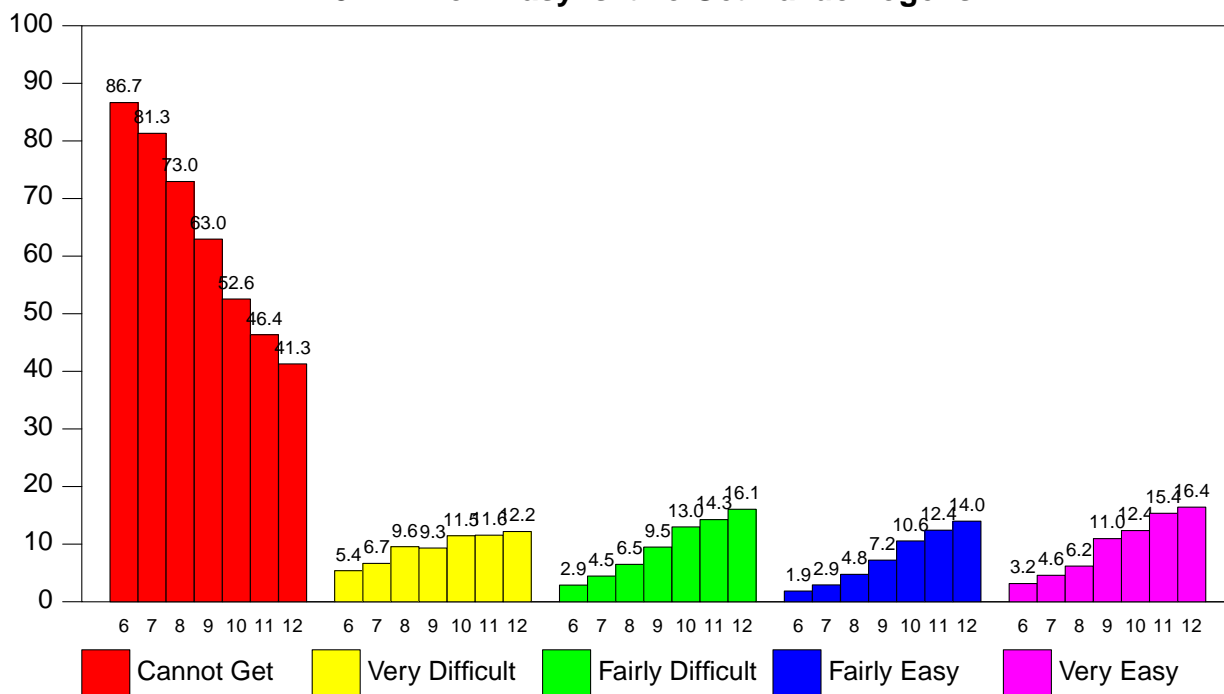
3.20 - How Easy Is It To Get Cocaine



3.21 - How Easy Is It To Get Inhalants



3.22 - How Easy Is It To Get Hallucinogens



CHAPTER 4

ADVANCED GRAPHICS

The following graphs will assist you in understanding the relationship of student behavior to alcohol and other drug usage. You are encouraged to make presentations to school faculty, parents, media, and other audiences in the community.

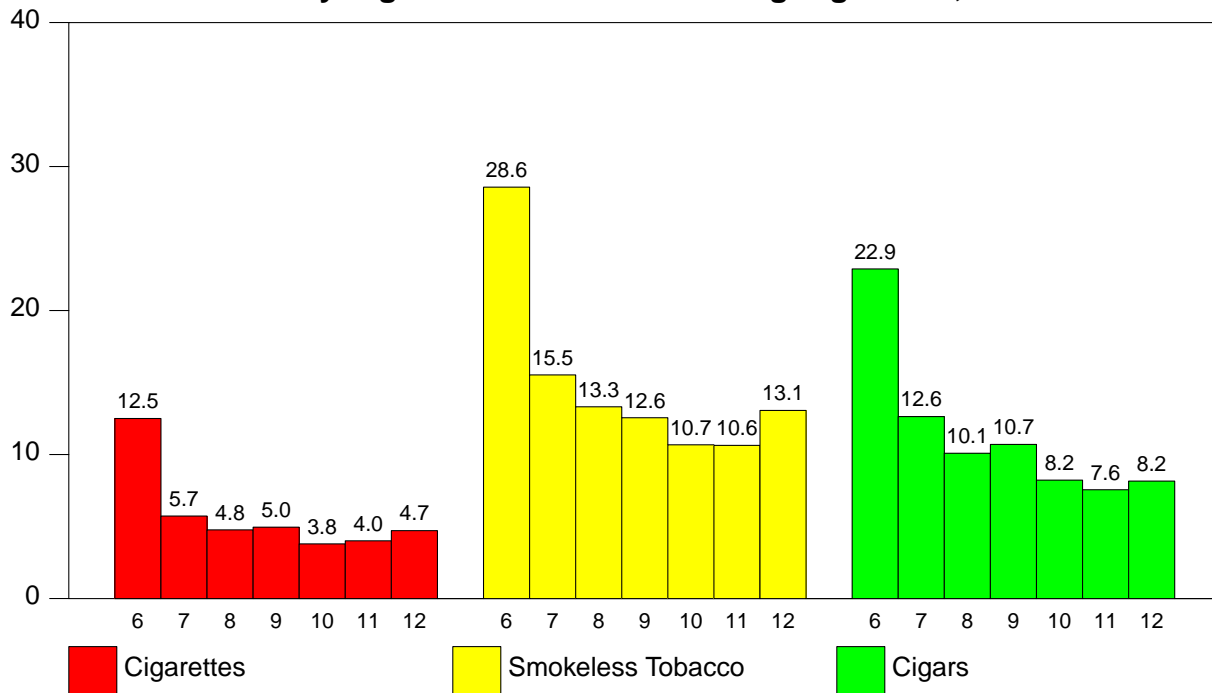
The graphs on effect of use present data on how intoxicated students become when they use particular drugs. These figures are calculated by looking at the question *What Effect Do You Most Often Get When You ...*. The percentage is calculated as follows; Of those students who reported some use (i.e. all students whose response to the question was other than *Do Not Use*), the percentage of students who responded either *Very High* or *Bombed*. Typically, even though use of most illicit drugs may not seem very high, when they are used by students a high percentage of those students become very intoxicated. This would indicate that there is very little *casual* use of illicit drugs. Students tend to take these drugs in order to become intoxicated.

The graphs on frequency of use by sex present data on gateway and illicit drug use broken down by Male and Female students.

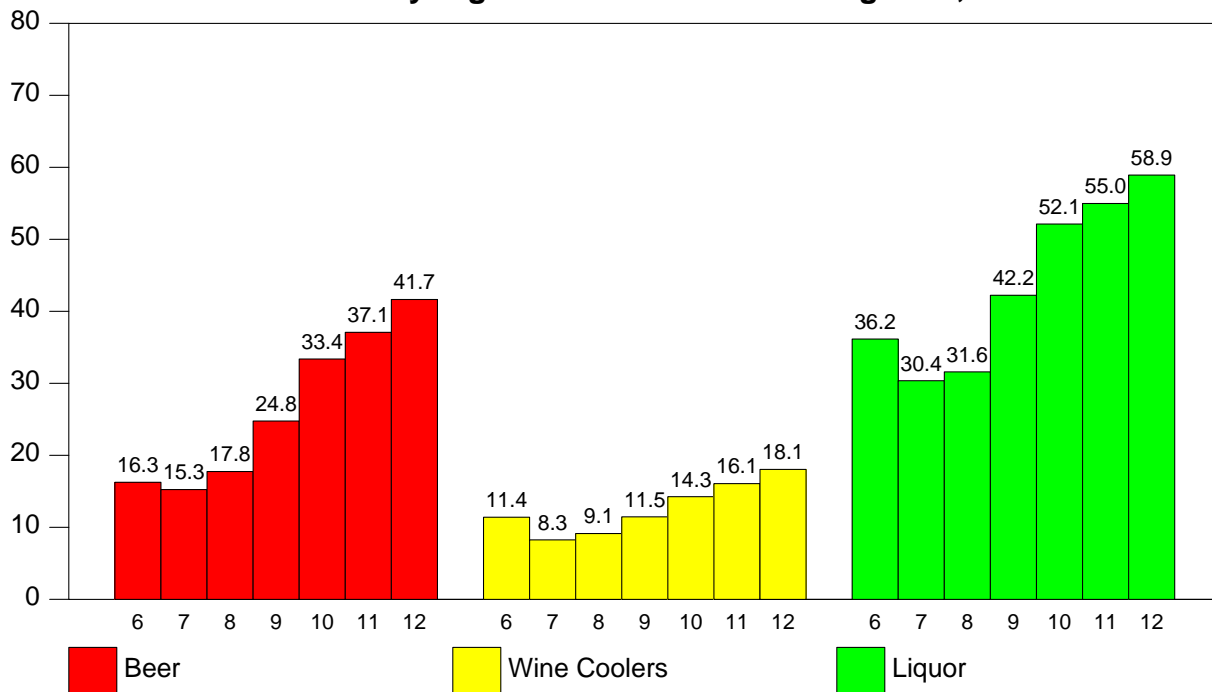
The graphs on illicit drug use by risk & protective factors show for each category of a risk or protective factor question the percentage of students who report using illicit drugs. For example, on the question of taking part in school activities, if the bar labeled NEVER was 40%, this means that of those students who responded NEVER to the question 40% reported using an illicit drug.

4.1. Effect of Use By Students Who Use Drugs

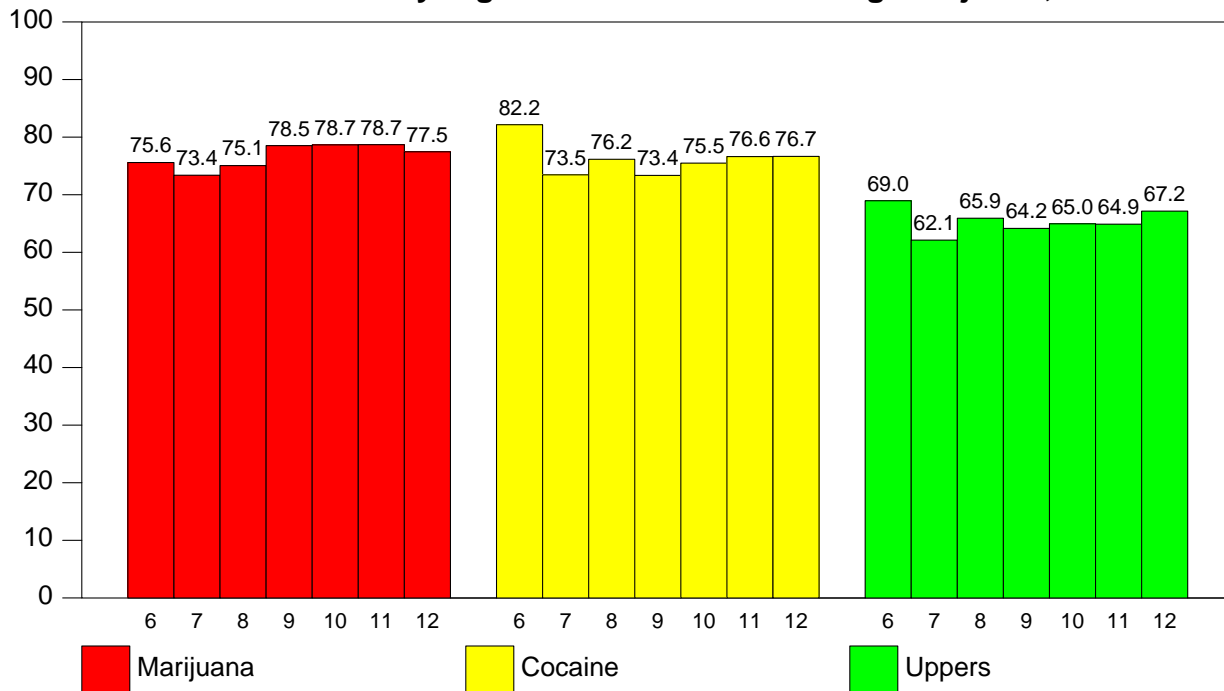
4.1 - % Students Who Get Very High or Bomed When Using Cigarettes, Smokeless Tobacco & Cigars



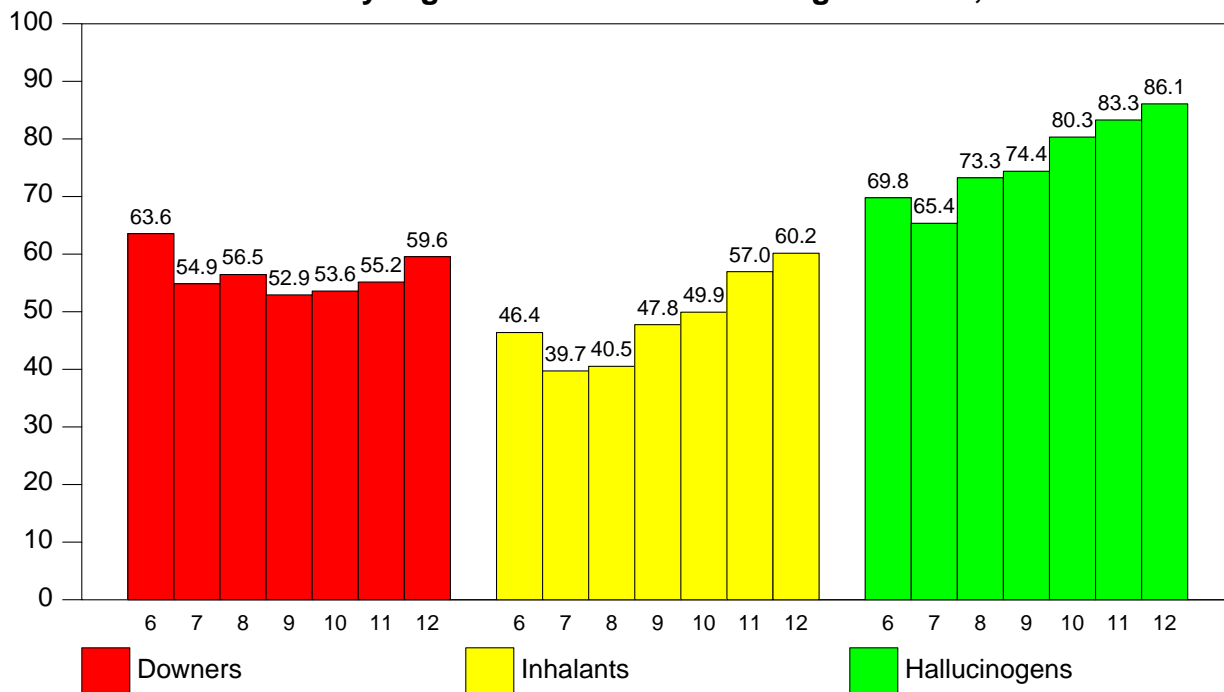
4.2 - % Students Who Get Very High or Bomed When Using Beer, Wine Coolers or Liquor



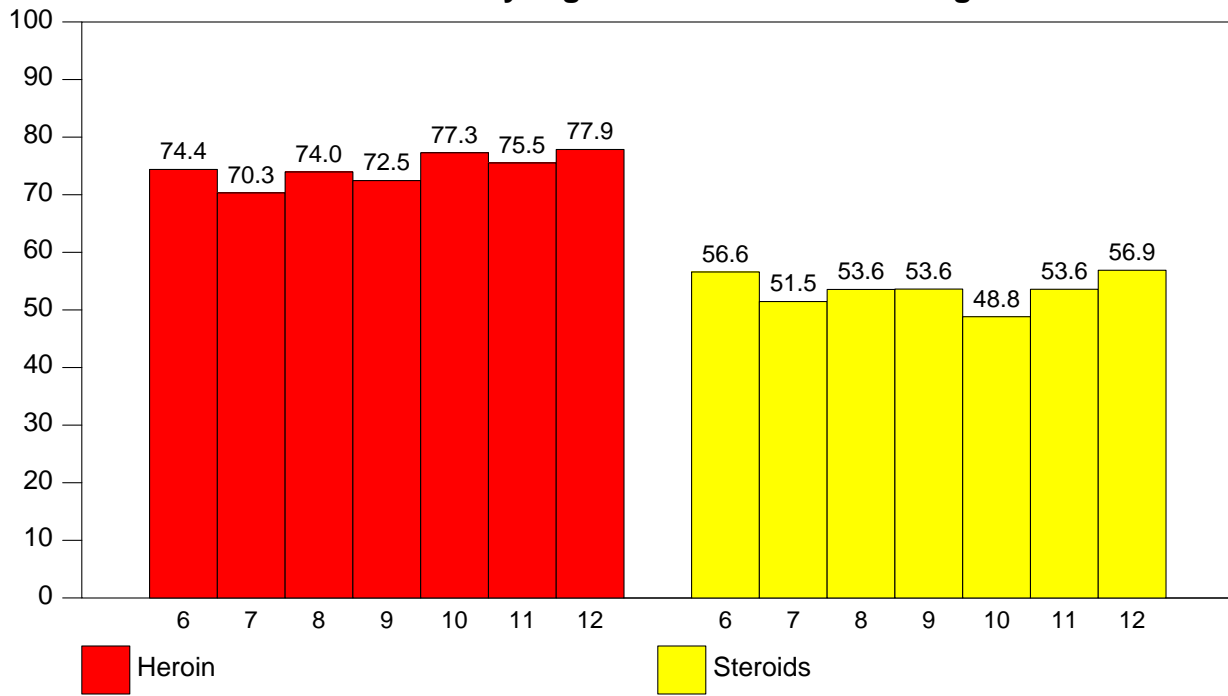
4.3 - % Students Who Get Very High or Bomed When Using Marijuana, Cocaine or Uppers



4.4 - % Students Who Get Very High or Bomed When Using Downers, Inhalants or Hallucinogens

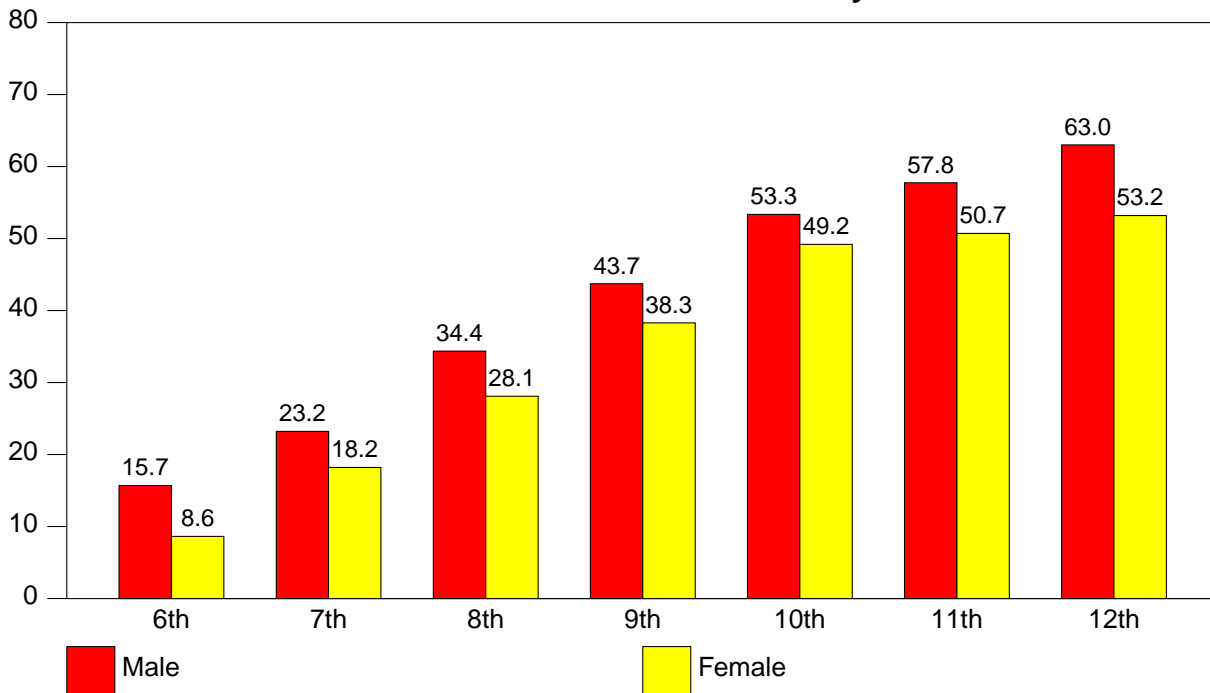


4.5 - % Students Who Get Very High or Bomed When Using Heroin or Steroids

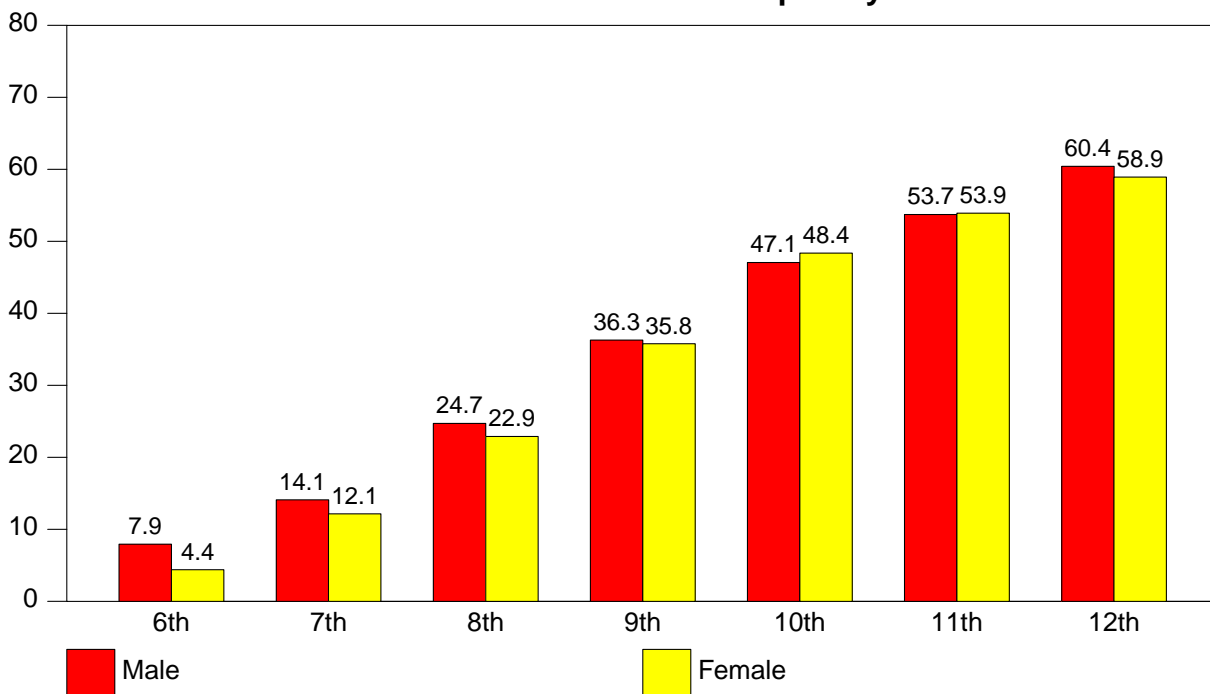


4.2. Frequency of Use by Sex

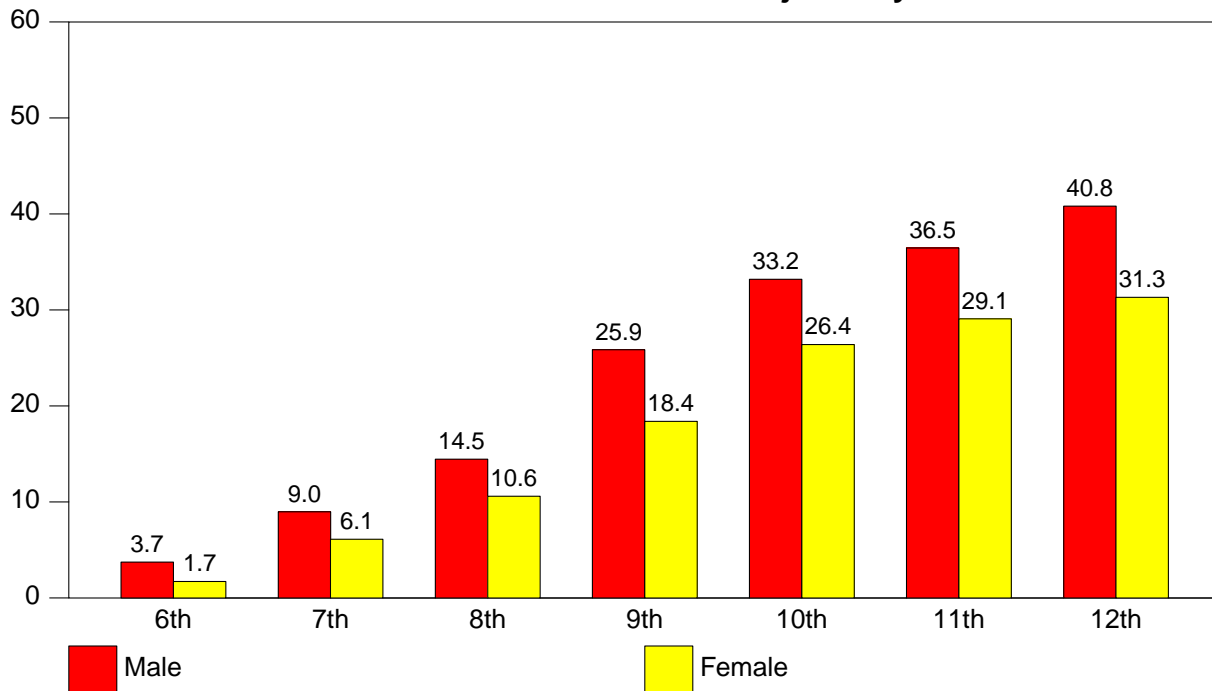
4.6 - % Students Who Use Beer by Sex



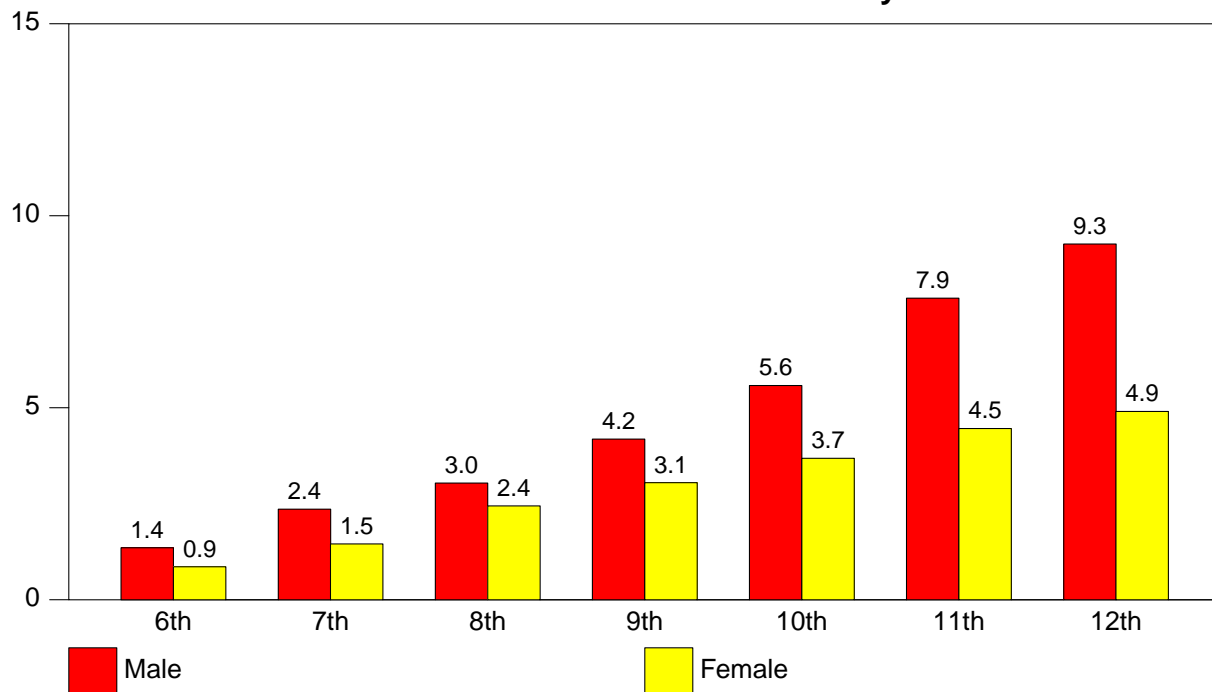
4.7 - % Students Who Use Liquor by Sex



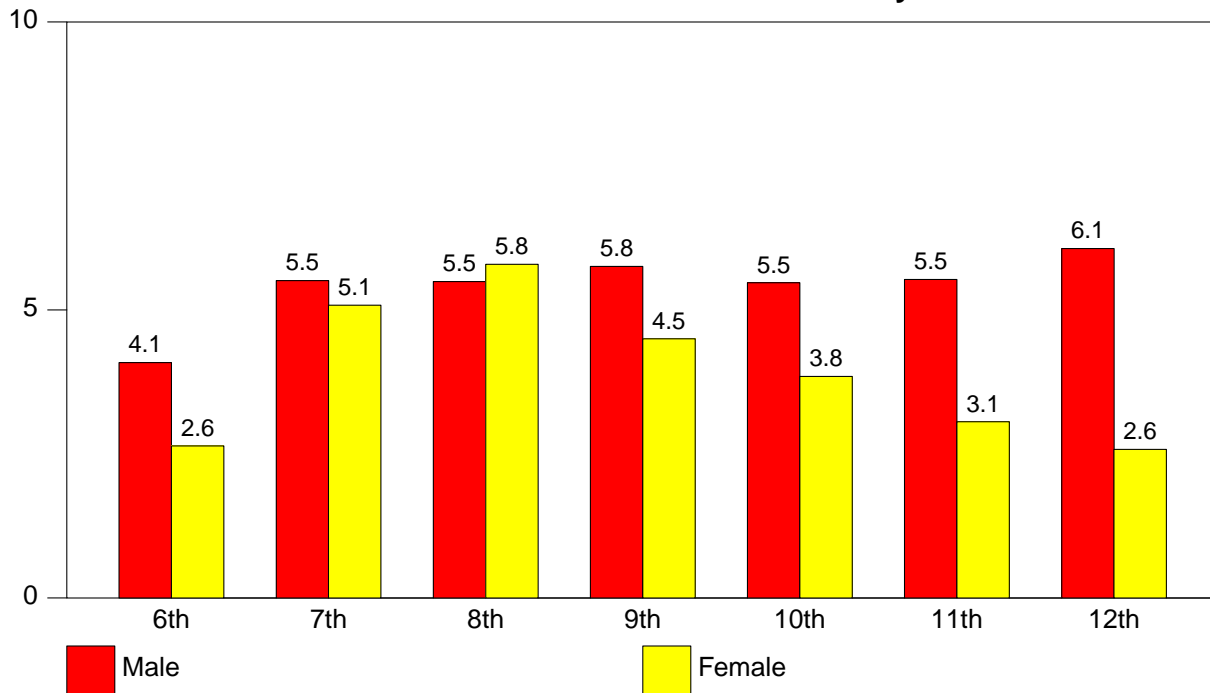
4.8 - % Students Who Use Marijuana by Sex



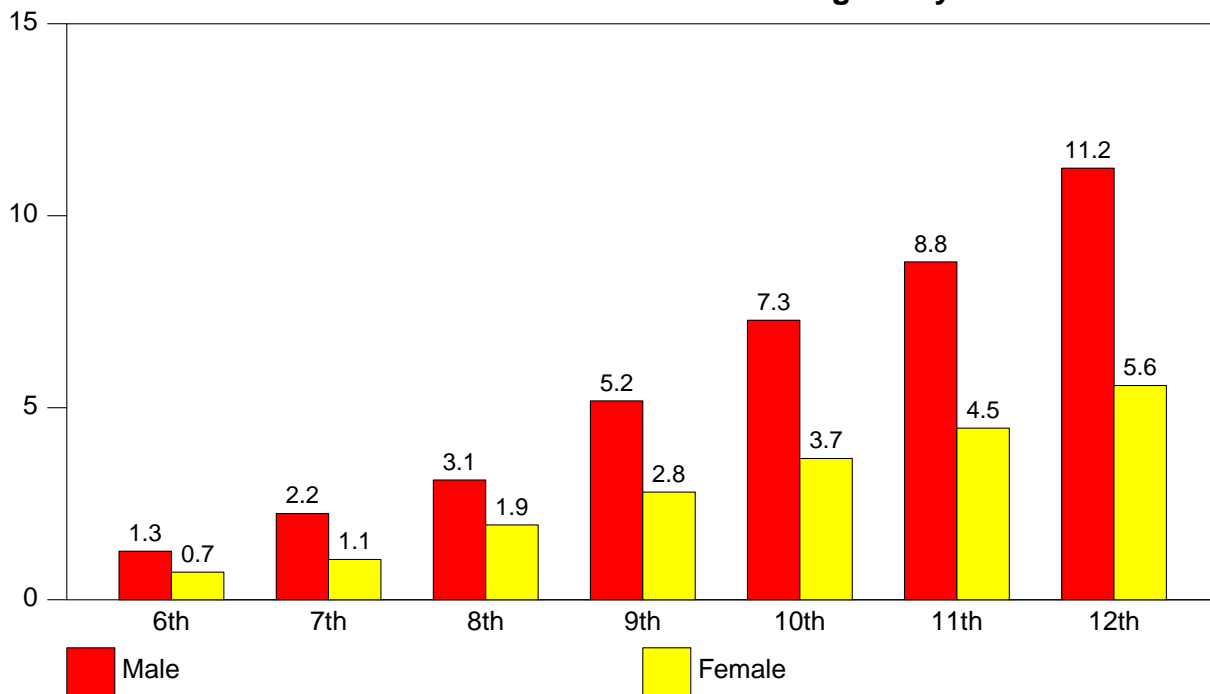
4.9 - % Students Who Use Cocaine by Sex



4.10 - % Students Who Use Inhalants by Sex

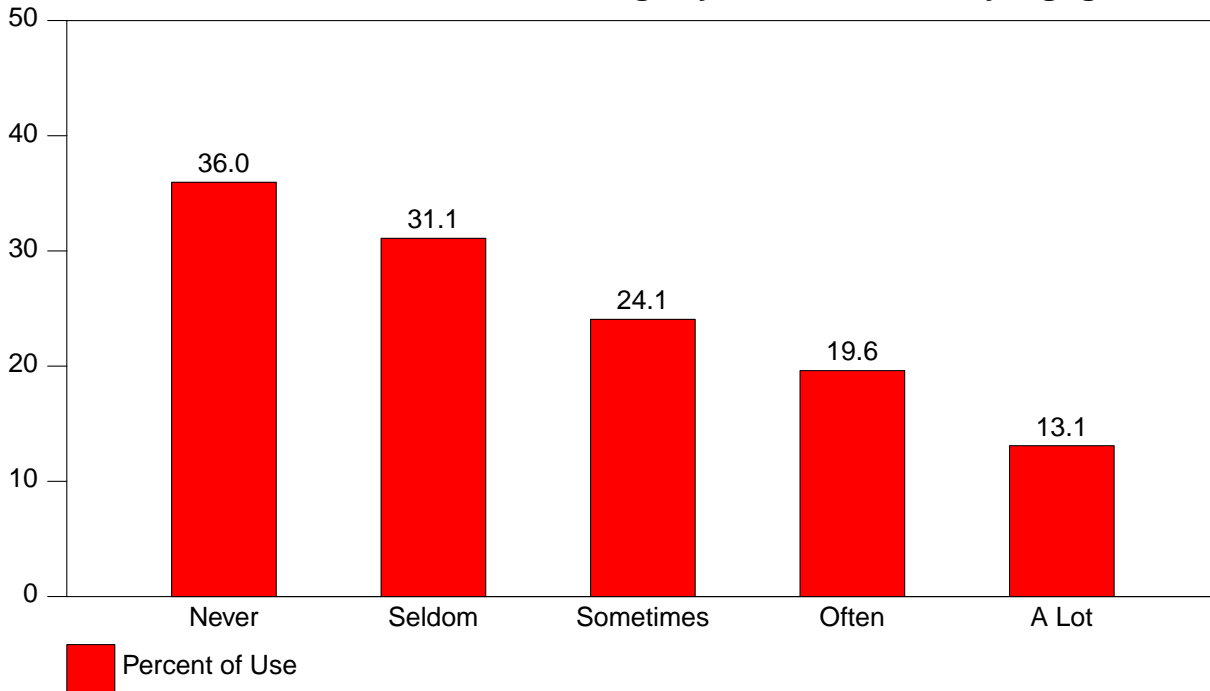


4.11 - % Students Who Use Hallucinogens by Sex

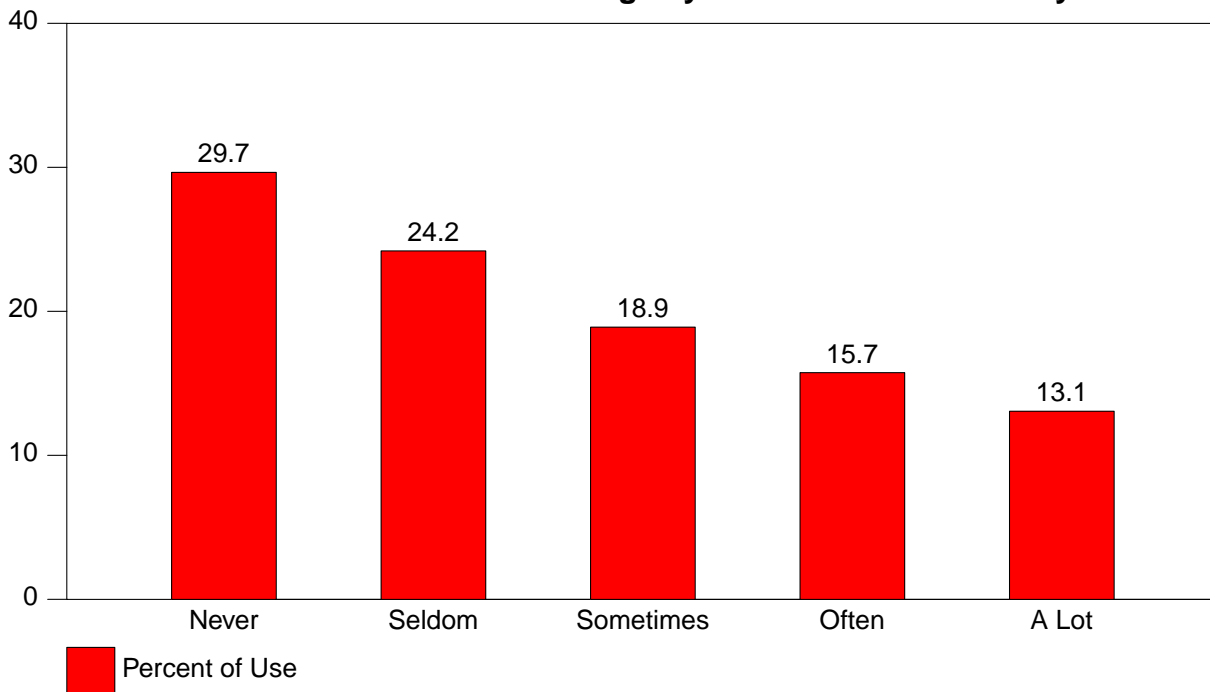


4.3. Illicit Drug Use by Risk & Protective Factors

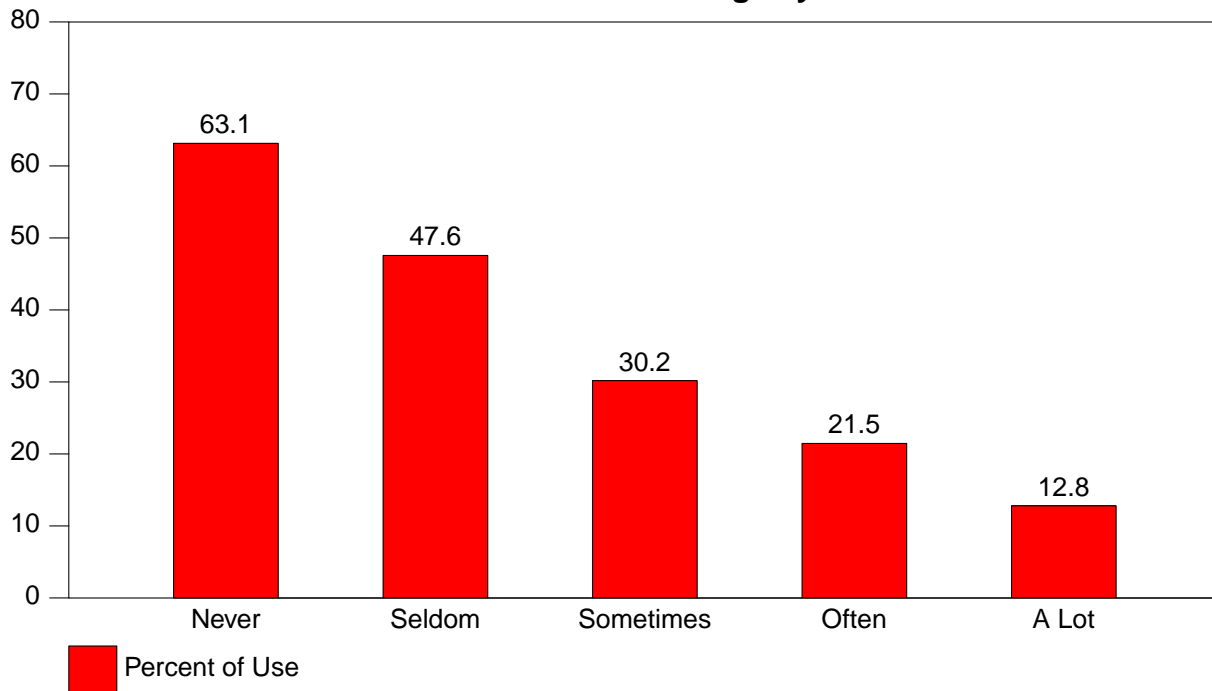
4.12 - % Students Who Use Illicit Drugs by Attend Church, Synagogue, etc.



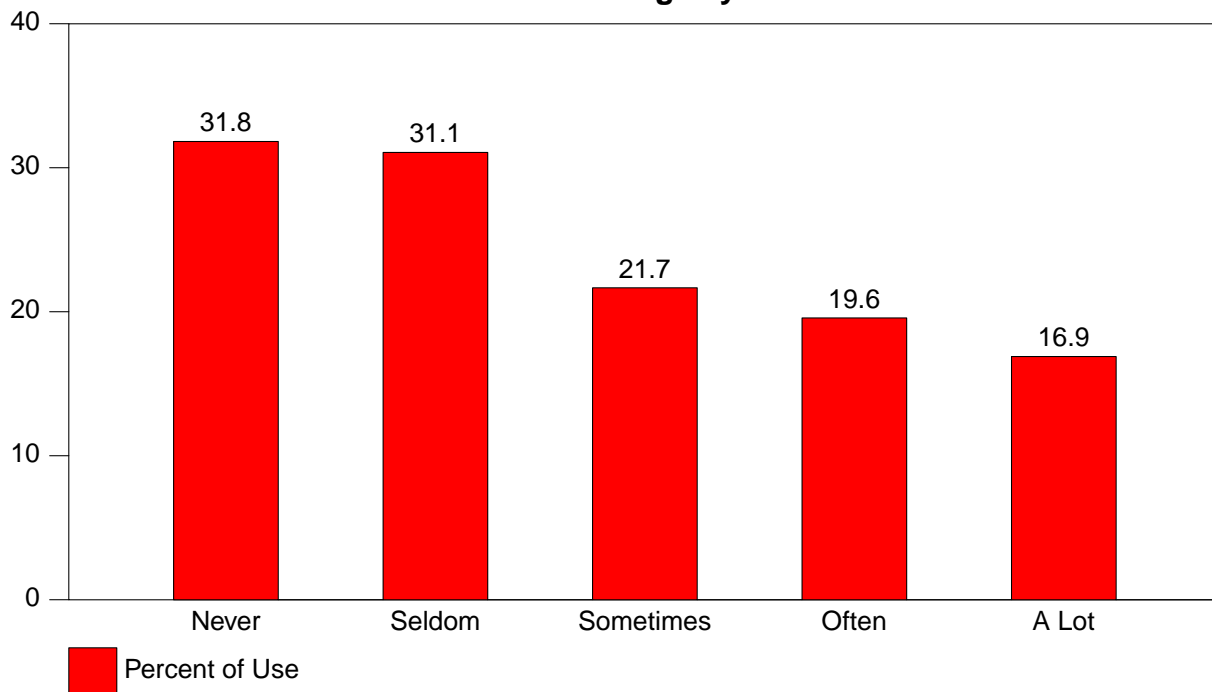
4.13 - % Students Who Use Illicit Drugs by Take Part in Community Activities



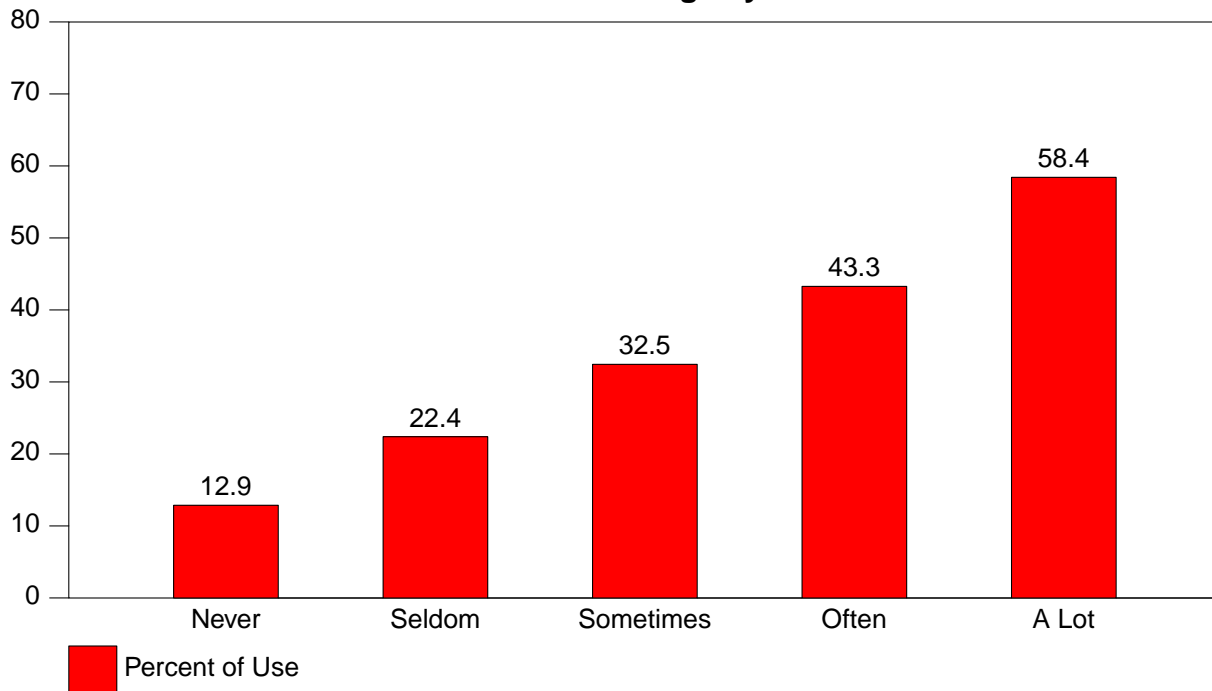
4.14 - % Students Who Use Illicit Drugs by Make Good Grades



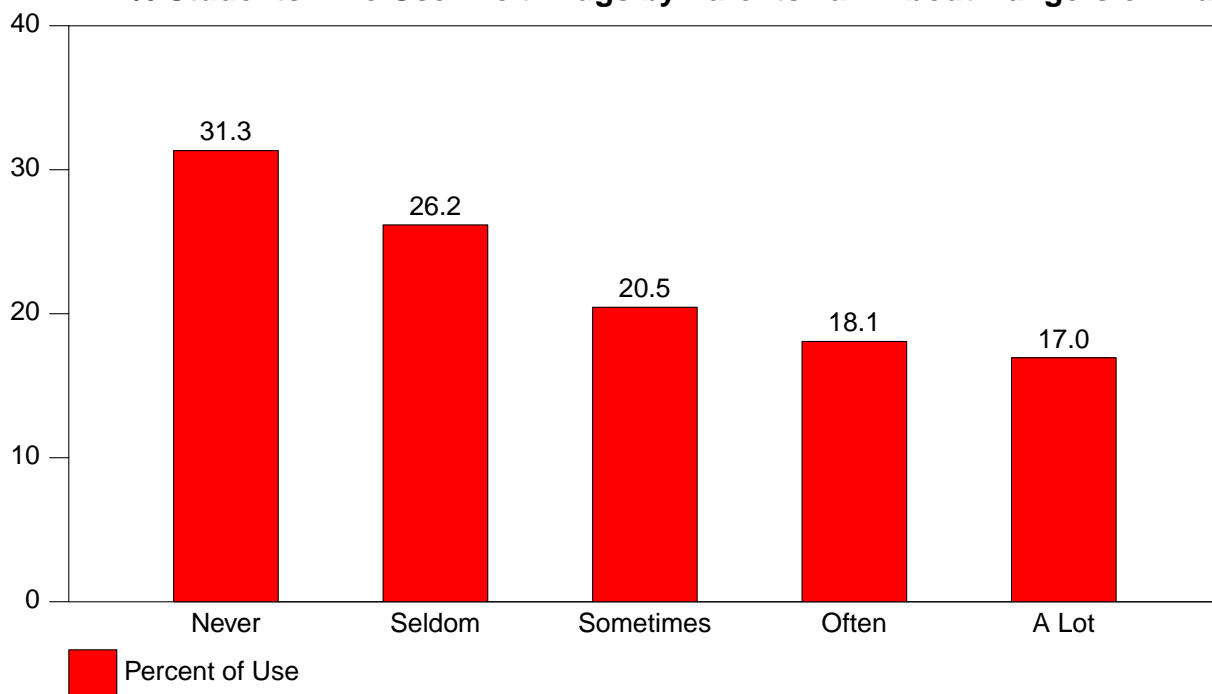
4.15 - % Students Who Use Illicit Drugs by Take Part in School Activities



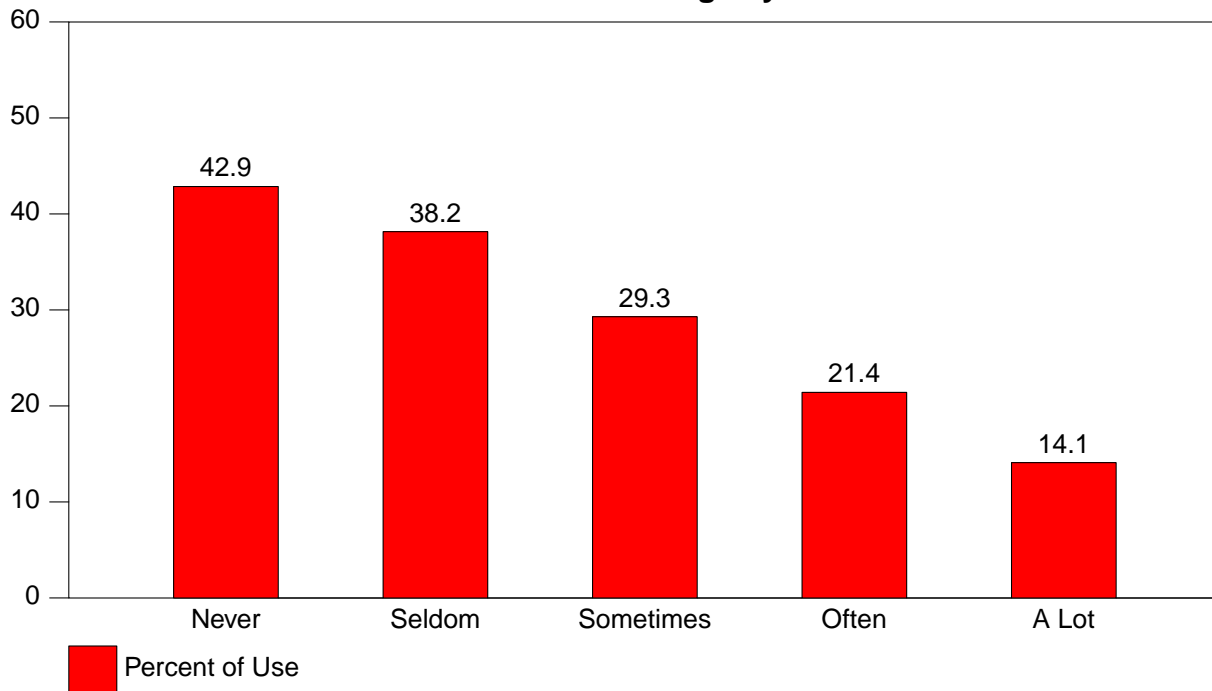
4.16 - % Students Who Use Illicit Drugs by Get Into Trouble at School



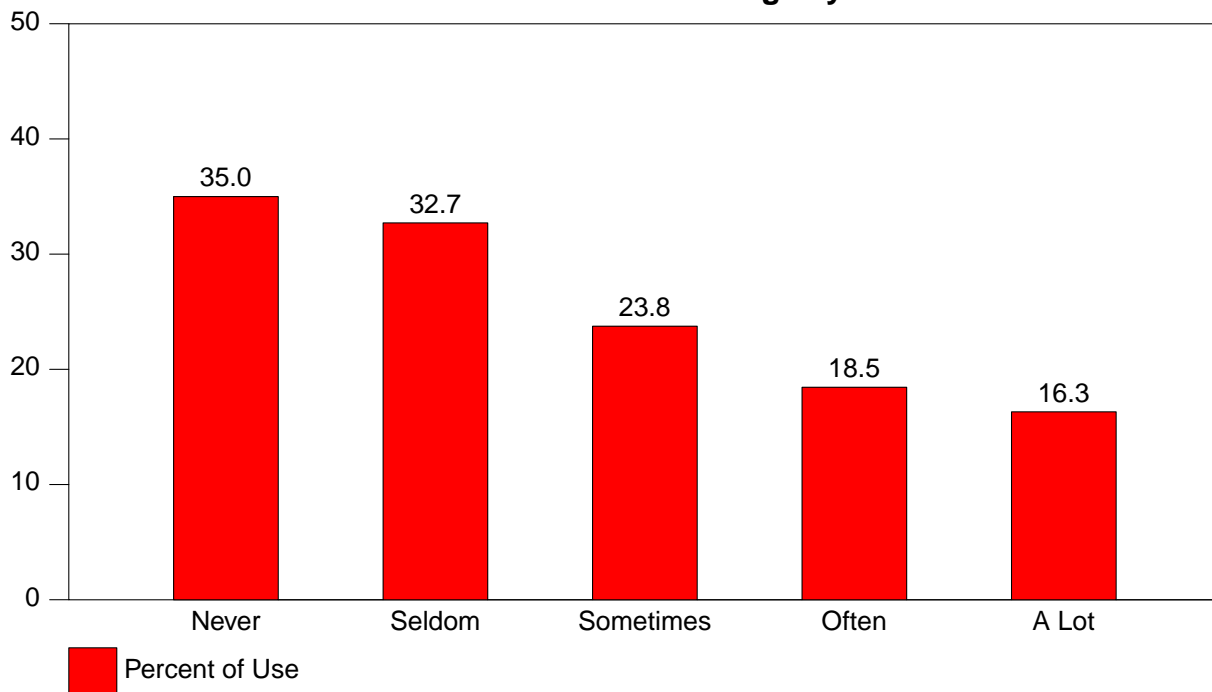
4.17 - % Students Who Use Illicit Drugs by Parents Talk About Dangers of Drugs



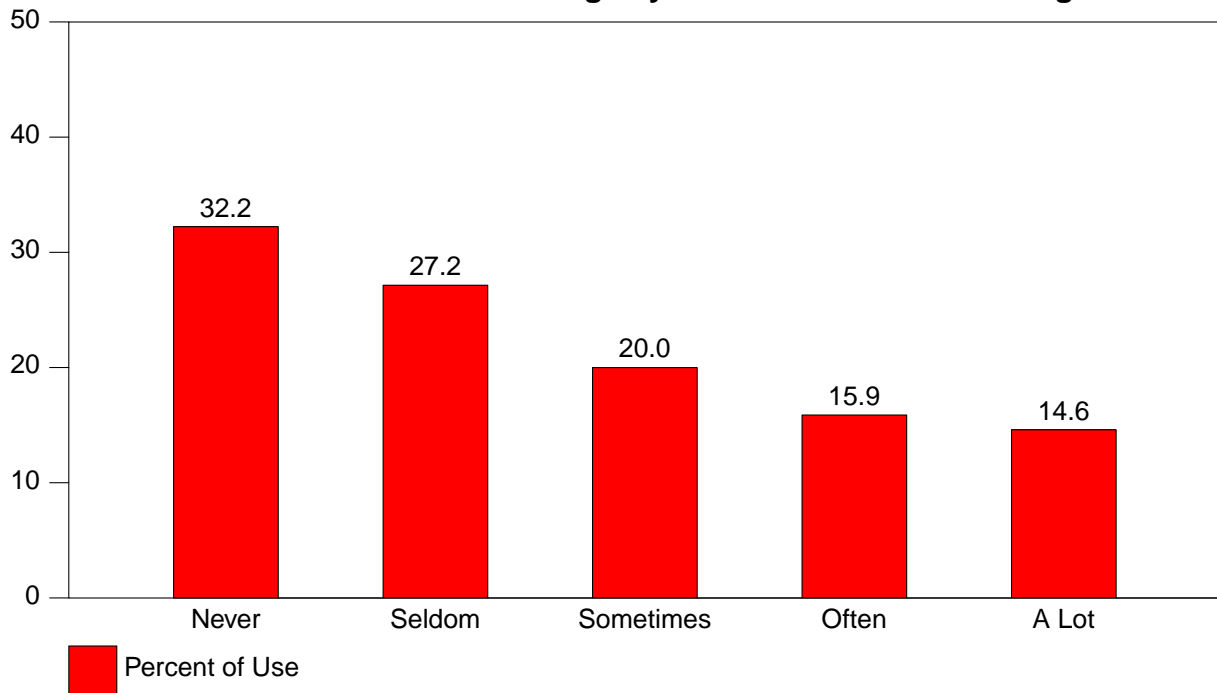
4.18 - % Students Who Use Illicit Drugs by Parents Set Clear Rules



4.19 - % Students Who Use Illicit Drugs by Parents Punish



4.20 - % Students Who Use Illicit Drugs by Teachers Talk About Dangers of Drugs



CHAPTER 5

SUMMARY STATISTICS

The following graphs and tables summarize some of the **Student Information** questions in regards to drug use. These data are calculated by examining specific subsets of your population. For example, a percentage is calculated for students who report carrying a gun and their liquor use. This percentage is calculated as follows:

Number of those reporting carrying a gun to school
and claiming to use liquor

Number of those reporting carrying a gun
and validly responding to the question *How Often Do You Use Liquor*

The **Ratio** describes the relationship between the groups examined on each graph. For example, in looking at Guns vs No Guns if the cocaine ratio were 5.3 this would mean the percentage of students who report cocaine use was 5.3 times higher for students who report bringing a gun to school compared to those who don't.

5.1. Guns

Total number of student(s) surveyed = 101882

2257 student(s) report(s) carrying a gun to school.
(2.3% of total responding)

Of the 2257 student(s) who report(s) carrying a gun to school,

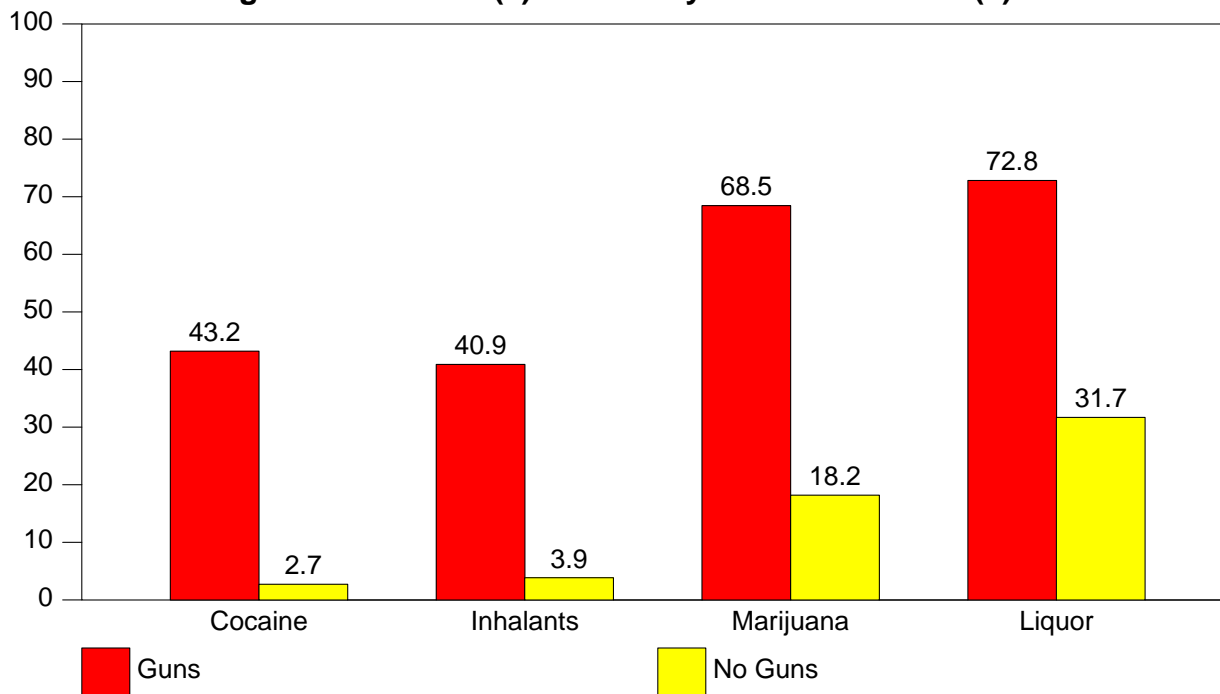
1593 report(s) using liquor (72.8%)

1497 report(s) using marijuana (68.5%).

889 report(s) using inhalants (40.9%).

943 report(s) using cocaine (43.2%).

5.1 - Drug Use of Student(s) Who Carry Guns VS Student(s) Who Do Not



Drug	Guns	No Guns	Ratio
Liquor	72.8%	31.7%	2.3
Marijuana	68.5%	18.2%	3.8
Inhalants	40.9%	3.9%	10.6
Cocaine	43.2%	2.7%	15.9
N of Student(s)	2257	96668	

5.2. Gangs

Total number of students surveyed = 101882

8324 student(s) report(s) taking part in gang activities.
(8.3% of total responding)

Of the 8324 student(s) who report(s) taking part in gang activities,

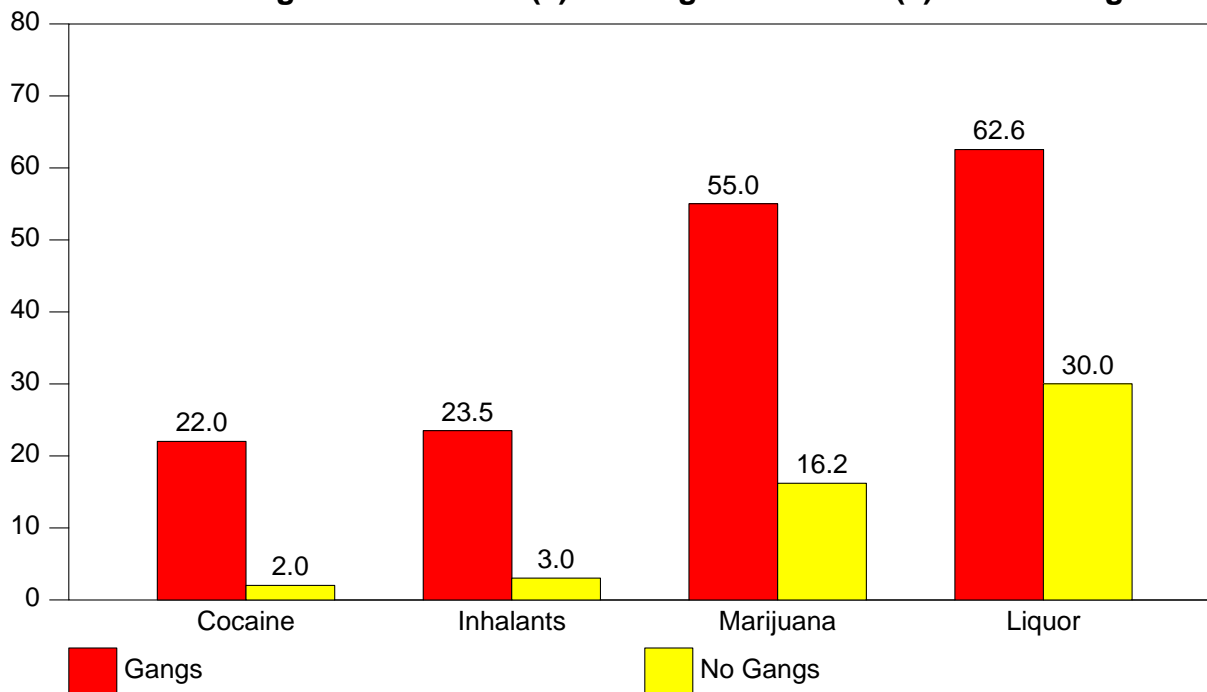
5055 report(s) using liquor (62.6%)

4454 report(s) using marijuana (55.0%).

1887 report(s) using inhalants (23.5%).

1776 report(s) using cocaine (22.0%).

5.2 - Drug Use of Student(s) In Gangs VS Student(s) Not In Gangs



Drugs	Gangs	No Gangs	Ratio
Liquor	62.6%	30.0%	2.1
Marijuana	55.0%	16.2%	3.4
Inhalants	23.5%	3.0%	7.7
Cocaine	22.0%	2.0%	10.8
N of Student(s)	8324	91411	

5.3. Suicide

Total number of students surveyed = 101882

5557 student(s) report(s) thinking *often* or *a lot* about committing suicide.
(5.6% of total responding)

Of the 5557 student(s) who report(s) thinking *often* or *a lot* about committing suicide,

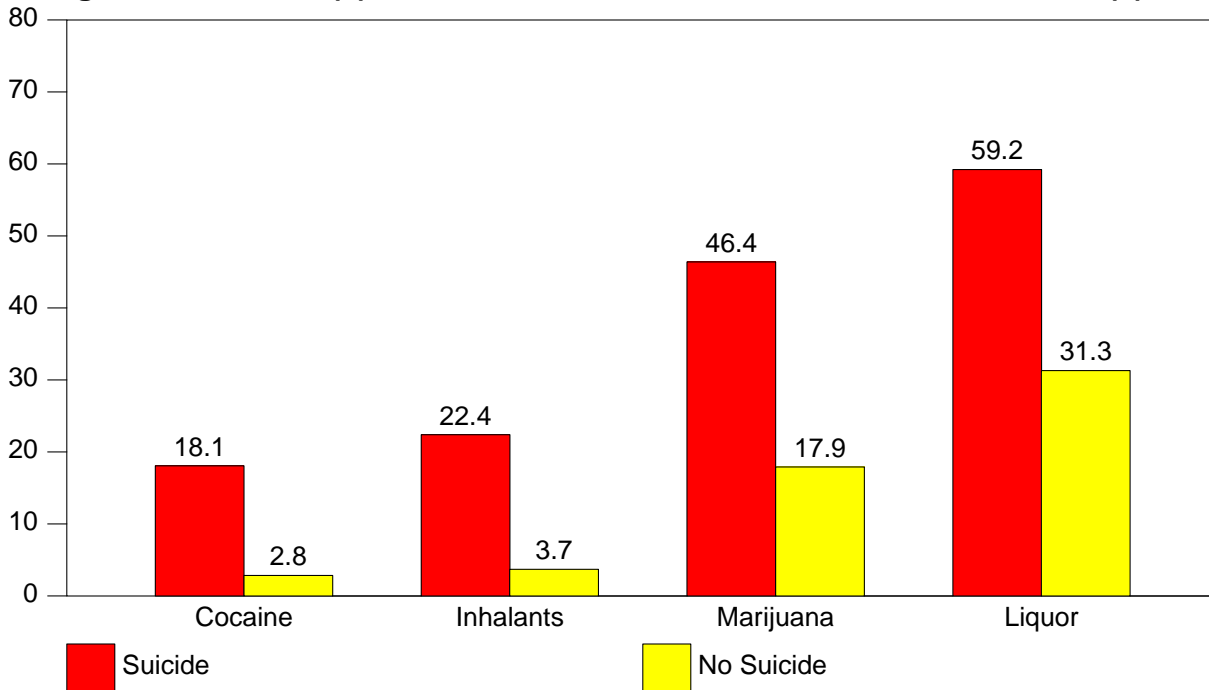
3209 report(s) using liquor (59.2%)

2525 report(s) using marijuana (46.4%).

1211 report(s) using inhalants (22.4%).

981 report(s) using cocaine (18.1%).

5.3 - Drug Use of Student(s) Who Think of Suicide Often or A Lot VS Student(s) Who Do Not



Drug	Suicide	No Suicide	Ratio
Liquor	59.2%	31.3%	1.9
Marijuana	46.4%	17.9%	2.6
Inhalants	22.4%	3.7%	6.1
Cocaine	18.1%	2.8%	6.4
N of Student(s)	5557	93419	

5.4. Threatening Behaviors

Total number of students surveyed = 101882

36912 student(s) report(s) threatening to harm another student.
(37.2% of total responding)

Of the 36912 student(s) who report(s) threatening to harm,

1920 report(s) carrying a gun to school (5.2%).

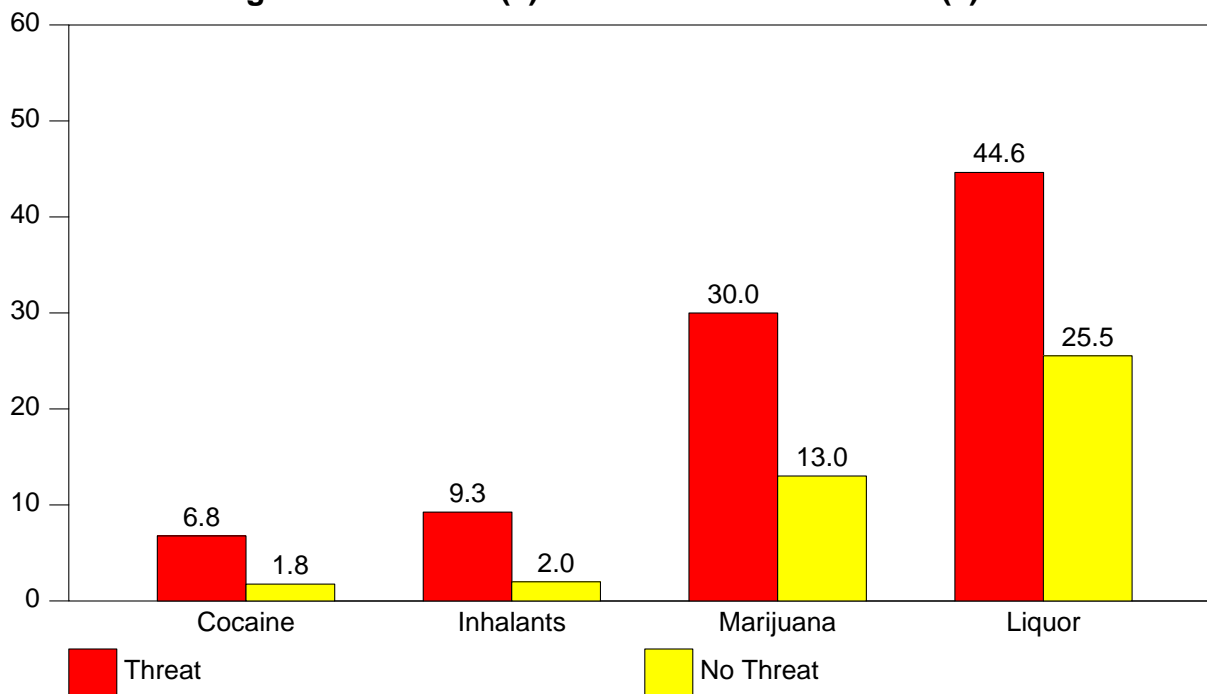
16196 report(s) using liquor (44.6%)

10887 report(s) using marijuana (30.0%).

3347 report(s) using inhalants (9.3%).

2456 report(s) using cocaine (6.8%).

5.4 - Drug Use of Student(s) Who Threaten VS Student(s) Who Do Not



Drug	Threat	No Threat	Ratio
Liquor	44.6%	25.5%	1.7
Marijuana	30.0%	13.0%	2.3
Inhalants	9.3%	2.0%	4.7
Cocaine	6.8%	1.8%	3.9
N of Student(s)	36912	62224	

5.5. Trouble With The Police

Total number of students surveyed = 101882

22292 student(s) report(s) getting in trouble with the police.
22.3% of total responding)

Of the 22292 student(s) who report(s) getting in trouble with the police,

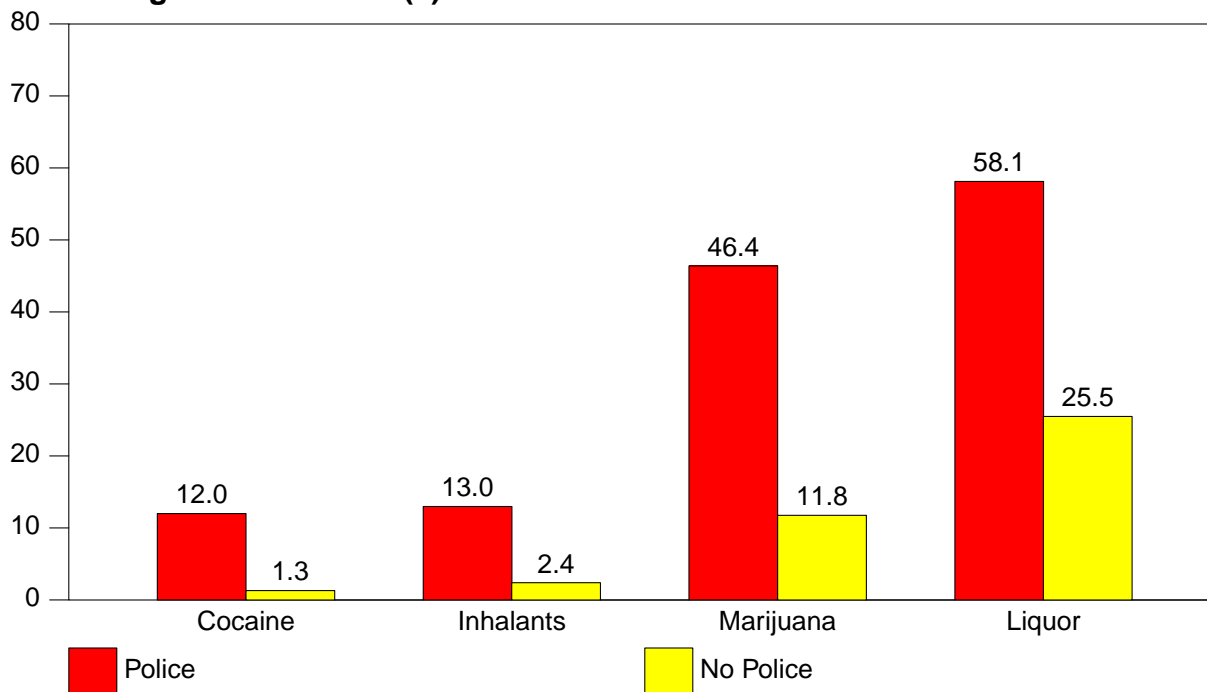
12656 report(s) using liquor (58.1%)

10107 report(s) using marijuana (46.4%).

2811 report(s) using inhalants (13.0%).

2611 report(s) using cocaine (12.0%).

5.5 - Drug Use of Student(s) Who Get In Trouble With Police VS Those Who Do Not



Drug	Police	No Police	Ratio
Liquor	58.1%	25.5%	2.3
Marijuana	46.4%	11.8%	3.9
Inhalants	13.0%	2.4%	5.4
Cocaine	12.0%	1.3%	9.1
N of Student(s)	22292	77518	

5.6. Personal Safety

Total number of students surveyed = 101882

22492 student(s) report(s) being afraid another student will hurt them at school.
(22.9% of total responding)

Of these 22492 student(s),
938 report(s) carrying a gun to school (4.2%).

20286 student(s) report(s) getting hurt at school.
(20.6% of total responding)

Of these 20286 student(s),
1277 report(s) carrying a gun to school (6.3%).

5.7. Risk and Protective Factors

A *risk factor* is any characteristic which researchers have linked to a higher incidence of drug use. A *protective factor* is any characteristic which has been linked to a lower incidence of drug use. The following analysis of local risk and protective factors does not consider any cause and effect, only a *relationship* between student characteristics and drug use. Community, School, Family and Individual risk and protective factors are grouped accordingly and discussed.

5.7.1. Community - Risk Factors

FACTOR	% AT RISK
Join in community activities (<i>Never/Seldom</i>)	53.8%
Attend church or synagogue (<i>Never/Seldom</i>)	29.8%
Take part in gangs (<i>Seldom/Some/Often/A Lot</i>)	8.3%
Substance Availability (<i>Fairly/Very Easy to get</i>)	
Cigarettes	55.8%
Smokeless Tobacco	39.1%
Cigars	39.8%
Beer	54.2%
Wine Coolers	51.1%
Liquor	45.6%
Marijuana	38.1%
Cocaine	18.2%
Uppers	18.9%
Downers	19.9%
Inhalants	33.7%
Hallucinogens	16.6%
Heroin	14.3%
Steroids	17.0%

The above survey results show community risk factors. These factors include *low neighborhood attachment* never or seldom participate in community activities, church or synagogue); *community disorganization and norms favorable toward drug use* (student participation in gangs); and *availability of alcohol and other drugs* (fairly or very easy to get alcohol and other drugs). Note that a higher risk factor indicates an increased probability of involvement in drug use.

5.7.2. Community - Protective Factors

FACTOR	% PROTECTED
Join in community activities (<i>Often/A Lot</i>)	27.2%
Attend church or synagogue (<i>Often/A Lot</i>)	51.4%
Take part in gangs (<i>Never</i>)	91.7%
Substance Availability (<i>Cannot Get</i>)	
Cigarettes	35.4%
Smokeless Tobacco	49.8%
Cigars	47.3%
Beer	34.2%
Wine Coolers	36.5%
Liquor	41.2%
Marijuana	49.2%
Cocaine	62.8%
Uppers	63.4%
Downers	63.0%
Inhalants	56.2%
Hallucinogens	64.9%
Heroin	66.8%
Steroids	65.4%

The above survey results show community protective factors. These factors include *supportive networks and social bonds* (participate in community activities, church or synagogue often or a lot); *community organization and norms favorable to support non-use among youth* (never participate in gangs); and *limited availability of alcohol and other drugs* (cannot get alcohol and other drugs). Note that a higher protective factor indicates a decreased probability of involvement in drug use.

5.7.3. School - Risk Factors

FACTOR	% AT RISK
Make good grades (<i>Never/Seldom</i>)	4.1%
Join in school activities (<i>Never/Seldom</i>)	28.4%
Trouble at school (<i>Often/A Lot</i>)	6.5%

The above survey results show school risk factors. These factors include *academic failure* (never or seldom make good grades); *low commitment to school* (never or seldom join in school activities); and *early anti-social behavior* (get into trouble at school often or a lot).

5.7.4. School - Protective Factors

FACTOR	% PROTECTED
Make good grades (<i>Often/A Lot</i>)	67.8%
Join in school activities (<i>Often/A Lot</i>)	54.6%
Trouble at school (<i>Never/Seldom</i>)	75.7%

The above survey results show school protective factors. These factors include *high academic expectations, goal setting and mastery* (make good grades often or a lot); *active involvement in extracurricular activities sponsored by the school* (join in school activities often or a lot); and *pro-social development* (never or seldom get into trouble at school).

5.7.5. Family - Risk Factors

FACTOR	% AT RISK
Parents talk about drugs (<i>Never/Seldom</i>)	36.0%
Parents set clear rules (<i>Never/Seldom</i>)	12.5%
Parents enforce rules (<i>Never/Seldom</i>)	20.7%

The above survey results show family risk factors. These factors include *weak parental attitudes towards use* (parents never or seldom talk to their children about the harmful effects of using drugs); and *family management problems* (parents never or seldom set clear rules and never or seldom enforce those rules).

5.7.6. Family - Protective Factors

FACTOR	% PROTECTED
Parents talk about drugs (<i>Often/A Lot</i>)	34.0%
Parents set clear rules (<i>Often/A Lot</i>)	68.8%
Parents enforce rules (<i>Often/A Lot</i>)	54.2%

The above survey results show family protective factors. These factors include *strong parental attitudes against adolescent drug use* (parents talk to their children about the harmful effects of using drugs often or a lot); *parents' clear expectations of their children* (parents set clear rules often or a lot); and *discipline* (parents punish their children often or a lot when they break the rules).

5.7.7. Individual - Risk Factors

FACTOR	% AT RISK
Threaten students (<i>One or more times</i>)	37.2%
Trouble with police (<i>Seldom/Sometimes/Often/A Lot</i>)	22.3%
Think about suicide (<i>Often/A Lot</i>)	5.6%
Harmful to health (<i>No/Some Harm</i>)	
Cigarettes	16.5%
Smokeless Tobacco	18.5%
Cigars	24.7%
Beer	43.1%
Wine Coolers	59.9%
Liquor	30.5%
Marijuana	21.2%
Cocaine	4.9%
Uppers	8.5%
Downers	12.4%
Inhalants	13.5%
Hallucinogens	7.8%
Heroin	5.2%
Steroids	12.5%

The above survey results show individual risk factors. These include *anti-social behavior in early adolescence and rebelliousness* (threaten to harm others and get in trouble with the police); *alienation* (think about suicide often or a lot); and *favorable attitudes towards drug use* (feel drugs are not harmful, sometimes harmful).

5.7.8. Individual - Protective Factors

FACTOR	% PROTECTED
--------	-------------

Threaten students (<i>Never</i>)	62.8%
Trouble with police (<i>Never</i>)	77.7%
Think about suicide (<i>Never/Seldom</i>)	86.8%
Harmful to health (<i>Very Much</i>)	
Cigarettes	50.0%
Smokeless Tobacco	48.2%
Cigars	41.6%
Beer	28.7%
Wine Coolers	19.5%
Liquor	37.3%
Marijuana	61.9%
Cocaine	85.8%
Uppers	74.9%
Downers	65.6%
Inhalants	65.3%
Hallucinogens	76.6%
Heroin	84.7%
Steroids	62.9%

The above survey results show individual protective factors. These include *respect for authority* (never threaten to harm students or teachers and never get into trouble with the police); *feeling of belonging*, *higher respect for self* (think about suicide never or seldom); and *unfavorable attitudes towards drug use* (feel drugs are very much harmful).

CHAPTER 6

PERCENTAGE TABLES

This chapter contains your school survey results in tabular form. Each table corresponds to an item on the questionnaire. The tables contain percentage data by grade level, *Junior High* (grades 6 through 8), *Senior High* (grades 9 through 12), and *Total*. The *N of Valid* column contains the number of students responding to the item and the *N of Missing* column contains the number of students not responding to the item. The remaining columns contain the percentages of students responding to the particular response categories.

The percentage tables of the report appear in the same order as corresponding questions on the questionnaire. The Table of Contents contains the percentage tables by section and gives the page number where each section is located. The List of Tables contains the location of each individual table.

The last section of tables presents the frequency of drug use *How Often Do You Use* data with the categories *collapsed* as follows:

Daily Use — Every Day
Weekly Use — Once/Week + 3 Times/Week + Every Day
Monthly Use — Once/Month + Twice Month + Once/Week +
3 Times/Week + Every Day
Annual Use — Once/Year + 6 Times/Year + Once/Month + Twice Month +
Once/Week + 3 Times/Week + Every Day

Three additional drug use categories have been created for the question *How Often Do You Use* by combining the existing data. A *Tobacco Use* category was created by looking at the responses on each questionnaire on the tobacco categories and taking the highest value as the value for *Tobacco Use*. *Alcohol Use* category was created by looking at the responses on each questionnaire on the alcohol categories. The category of *Illicit Drug Use* was created in the same way by looking at the illicit drug categories. Therefore, the *Tobacco Use* category represents any tobacco use regardless of the type of tobacco, the *Alcohol Use* category represents any alcohol use regardless of the type of alcohol and the *Illicit Drug Use* category represents any illicit drug use regardless of the type of drug.

6.1. Personal & Family Information

6.1 - Ethnic Origin

<i>Grade Level</i>	<i>N of Valid</i>	<i>N of Miss</i>	<i>White</i>	<i>African American</i>	<i>Hispanic Latino</i>	<i>Asian PacIsIndr</i>	<i>Native American</i>	<i>Mixed Origin</i>
6th	13851	203	75.3	11.7	4.5	1.7	1.2	5.6
7th	14756	241	69.4	13.1	9.0	1.7	1.2	5.7
8th	18680	295	75.6	10.5	5.1	2.9	0.8	5.0
9th	14656	211	66.2	20.1	7.0	2.1	0.7	4.0
10th	17062	236	72.8	15.0	4.7	3.0	0.7	3.9
11th	10678	137	72.2	16.7	4.3	3.0	0.7	3.1
12th	10783	93	75.3	14.0	3.7	3.0	0.7	3.3
JrHs	47287	739	73.6	11.6	6.1	2.1	1.0	5.4
SrHS	53179	677	71.4	16.5	5.0	2.7	0.7	3.6
Total	100466	1416	72.4	14.2	5.5	2.5	0.9	4.5

6.2 - Sex

<i>Grade Level</i>	<i>N of Valid</i>	<i>N of Miss</i>	<i>Male</i>	<i>Female</i>
6th	13600	454	50.4	49.6
7th	14304	693	50.1	49.9
8th	17908	1067	49.7	50.3
9th	13848	1019	49.0	51.0
10th	16278	1020	48.7	51.3
11th	10056	759	48.0	52.0
12th	10149	727	47.2	52.8
JrHs	45812	2214	50.0	50.0
SrHS	50331	3525	48.3	51.7
Total	96143	5739	49.2	50.8

6.3 - Age

<i>Grade Level</i>	<i>N of Valid</i>	<i>N of Miss</i>	<i>-10</i>	<i>11</i>	<i>12</i>	<i>13</i>	<i>14</i>	<i>15</i>	<i>16</i>	<i>17</i>	<i>18</i>	<i>19+</i>
6th	14002	52	0.6	47.1	46.0	5.2	0.4	0.1	0.0	0.1	0.0	0.4
7th	14924	73	0.1	0.9	46.0	45.7	6.3	0.7	0.1	0.0	0.0	0.1
8th	18855	120	0.0	0.0	0.8	50.9	42.6	4.9	0.5	0.1	0.0	0.1
9th	14786	81	0.1	0.0	0.0	0.8	43.0	45.7	8.8	1.3	0.1	0.2
10th	17224	74	0.0	0.0	0.0	0.0	0.6	49.6	43.6	5.5	0.5	0.1
11th	10787	28	0.1	0.0	0.0	0.0	0.1	0.9	49.9	43.4	5.1	0.5
12th	10856	20	0.4	0.0	0.0	0.0	0.1	0.0	1.4	53.4	40.0	4.6
JrHs	47781	245	0.2	14.1	28.2	35.9	18.9	2.2	0.2	0.1	0.0	0.2
SrHS	53653	203	0.1	0.0	0.0	0.2	12.1	28.7	26.7	21.6	9.3	1.1
Total	101434	448	0.2	6.7	13.3	17.0	15.3	16.2	14.2	11.5	4.9	0.7

6.4 - Do you live with:

<i>Grade Level</i>	<i>N of Valid</i>	<i>N of Miss</i>	<i>Both Parents</i>	<i>Mother Only</i>	<i>Father Only</i>	<i>Mother & Stepfather</i>	<i>Father & Stepmother</i>	<i>Other</i>
6th	13871	183	61.4	15.2	2.4	12.5	2.8	5.8
7th	14799	198	57.2	17.4	2.8	14.2	3.0	5.3
8th	18730	245	61.4	15.4	2.8	12.7	3.0	4.7
9th	14707	160	54.9	19.8	3.0	13.8	2.9	5.7
10th	17135	163	59.5	16.4	3.6	12.4	3.4	4.7
11th	10721	94	57.9	17.6	3.3	12.4	3.3	5.4
12th	10799	77	59.4	16.6	3.4	10.6	3.0	6.9
JrHs	47400	626	60.1	16.0	2.7	13.1	3.0	5.2
SrHS	53362	494	57.9	17.6	3.3	12.4	3.2	5.5
Total	100762	1120	58.9	16.8	3.0	12.7	3.1	5.4

6.5 - Do you have a job?

<i>Grade Level</i>	<i>N of Valid</i>	<i>N of Miss</i>	<i>Yes, Full-time</i>	<i>Yes, Part-time</i>	<i>No</i>
6th	13701	353	1.2	13.4	85.4
7th	14544	453	1.1	15.6	83.3
8th	18312	663	0.9	16.8	82.3
9th	14373	494	1.1	16.7	82.2
10th	16719	579	1.5	28.9	69.5
11th	10475	340	2.4	45.6	52.0
12th	10520	356	4.9	56.9	38.1
JrHs	46557	1469	1.0	15.4	83.5
SrHS	52087	1769	2.3	34.6	63.2
Total	98644	3238	1.7	25.5	72.8

6.6 - Does your father have a job?

<i>Grade Level</i>	<i>N of Valid</i>	<i>N of Miss</i>	<i>Yes, Full-time</i>	<i>Yes, Part-time</i>	<i>No</i>
6th	12928	1126	81.8	11.9	6.3
7th	13625	1372	82.8	10.1	7.1
8th	17509	1466	87.3	6.7	5.9
9th	13440	1427	86.6	5.4	8.0
10th	16026	1272	89.3	4.2	6.5
11th	10021	794	90.1	3.4	6.5
12th	10085	791	89.6	2.6	7.8
JrHs	44062	3964	84.3	9.3	6.4
SrHS	49572	4284	88.8	4.0	7.2
Total	93634	8248	86.7	6.5	6.8

6.7 - Does your mother have a job?

<i>Grade Level</i>	<i>N of Valid</i>	<i>N of Miss</i>	<i>Yes, Full-time</i>	<i>Yes, Part-time</i>	<i>No</i>
6th	13222	832	57.4	23.7	18.9
7th	13986	1011	59.0	21.4	19.6
8th	17946	1029	62.4	19.8	17.8
9th	13915	952	65.2	15.7	19.1
10th	16354	944	67.6	15.7	16.7
11th	10290	525	69.4	13.5	17.1
12th	10342	534	70.0	13.2	16.8
JrHs	45154	2872	59.9	21.4	18.7
SrHS	50901	2955	67.8	14.7	17.5
Total	96055	5827	64.1	17.9	18.0

6.8 - What is the educational level of your father?

<i>Grade Level</i>	<i>N of Valid</i>	<i>N of Miss</i>	<i>Some High School</i>	<i>High School Graduate</i>	<i>Some College</i>	<i>College Graduate</i>
6th	11454	2600	11.4	31.0	15.7	41.9
7th	12346	2651	15.0	31.5	15.6	37.9
8th	16007	2968	11.9	31.1	16.5	40.5
9th	12464	2403	15.5	32.1	16.9	35.5
10th	15045	2253	13.4	31.5	17.7	37.4
11th	9401	1414	13.2	30.8	18.8	37.2
12th	9501	1375	11.6	31.7	19.9	36.8
JrHs	39807	8219	12.7	31.2	16.0	40.1
SrHS	46411	7445	13.6	31.5	18.2	36.7
Total	86218	15664	13.2	31.4	17.2	38.3

6.9 - What is the educational level of your mother?

<i>Grade Level</i>	<i>N of Valid</i>	<i>N of Miss</i>	<i>Some High School</i>	<i>High School Graduate</i>	<i>Some College</i>	<i>College Graduate</i>
6th	12047	2007	9.5	28.8	18.5	43.2
7th	12966	2031	12.6	29.8	18.6	39.0
8th	16738	2237	9.8	29.9	19.9	40.4
9th	13231	1636	12.8	30.9	19.9	36.4
10th	15564	1734	10.7	30.5	20.9	37.8
11th	9787	1028	10.4	30.2	22.0	37.3
12th	9903	973	9.6	31.8	22.5	36.1
JrHs	41751	6275	10.6	29.6	19.1	40.8
SrHS	48485	5371	11.0	30.8	21.2	37.0
Total	90236	11646	10.8	30.2	20.2	38.7

6.2. Student Characteristics

6.10 - Do you make good grades?

<i>Grade Level</i>	<i>N of Valid</i>	<i>N of Miss</i>	<i>Never</i>	<i>Seldom</i>	<i>Sometimes</i>	<i>Often</i>	<i>A Lot</i>
6th	13981	73	1.0	2.4	27.4	34.6	34.6
7th	14940	57	0.9	3.0	28.3	33.9	33.9
8th	18932	43	1.0	3.0	26.8	35.9	33.3
9th	14820	47	1.2	3.8	30.8	36.0	28.2
10th	17242	56	0.9	3.4	29.6	37.1	29.0
11th	10780	35	1.0	3.1	28.7	37.6	29.6
12th	10850	26	1.3	2.6	23.8	36.6	35.7
JrHs	47853	173	1.0	2.9	27.5	34.9	33.8
SrHS	53692	164	1.1	3.3	28.6	36.8	30.2
Total	101545	337	1.0	3.1	28.0	35.9	31.9

6.11 - Do you get into trouble at school?

<i>Grade Level</i>	<i>N of Valid</i>	<i>N of Miss</i>	<i>Never</i>	<i>Seldom</i>	<i>Sometimes</i>	<i>Often</i>	<i>A Lot</i>
6th	13942	112	32.9	37.8	21.5	4.9	3.0
7th	14888	109	30.6	37.6	22.8	5.6	3.4
8th	18878	97	29.8	41.1	21.3	5.0	2.8
9th	14763	104	34.7	39.6	18.6	4.3	3.0
10th	17199	99	41.0	40.2	14.2	2.9	1.7
11th	10751	64	45.8	37.5	12.7	2.6	1.3
12th	10822	54	52.3	34.6	9.9	1.7	1.5
JrHs	47708	318	31.0	39.0	21.8	5.2	3.0
SrHS	53535	321	42.5	38.3	14.3	3.0	1.9
Total	101243	639	37.1	38.7	17.8	4.0	2.4

6.12 - Do you take part in school activities such as sports teams, band, clubs, etc?

<i>Grade Level</i>	<i>N of Valid</i>	<i>N of Miss</i>	<i>Never</i>	<i>Seldom</i>	<i>Sometimes</i>	<i>Often</i>	<i>A Lot</i>
6th	13865	189	18.2	8.0	17.5	19.1	37.2
7th	14870	127	17.2	8.9	17.4	18.3	38.2
8th	18857	118	15.1	10.1	17.2	19.7	38.0
9th	14784	83	19.9	11.1	16.3	18.4	34.3
10th	17213	85	18.5	11.7	16.9	19.1	33.7
11th	10752	63	19.1	12.1	16.0	18.2	34.7
12th	10825	51	18.1	12.2	17.7	18.1	33.8
JrHs	47592	434	16.7	9.1	17.3	19.1	37.8
SrHS	53574	282	18.9	11.7	16.7	18.5	34.1
Total	101166	716	17.9	10.5	17.0	18.8	35.8

6.13 - Do you take part in community activities such as scouts, rec teams, youth clubs, etc?

<i>Grade Level</i>	<i>N of Valid</i>	<i>N of Miss</i>	<i>Never</i>	<i>Seldom</i>	<i>Sometimes</i>	<i>Often</i>	<i>A Lot</i>
6th	13679	375	32.6	14.1	16.5	14.2	22.7
7th	14677	320	35.2	16.8	17.7	13.7	16.6
8th	18692	283	32.6	20.4	18.8	13.8	14.4
9th	14650	217	37.0	20.5	19.4	12.0	11.0
10th	17087	211	35.3	22.0	19.8	12.5	10.4
11th	10687	128	33.8	22.3	19.8	13.0	11.1
12th	10773	103	31.2	22.1	21.8	13.2	11.7
JrHs	47048	978	33.4	17.5	17.8	13.9	17.5
SrHS	53197	659	34.6	21.7	20.1	12.6	11.0
Total	100245	1637	34.1	19.7	19.0	13.2	14.0

6.14 - Do you attend church, synagogue, etc?

<i>Grade Level</i>	<i>N of Valid</i>	<i>N of Miss</i>	<i>Never</i>	<i>Seldom</i>	<i>Sometimes</i>	<i>Often</i>	<i>A Lot</i>
6th	13821	233	12.5	11.3	17.7	17.7	40.8
7th	14792	205	12.9	11.7	18.8	17.9	38.6
8th	18763	212	14.5	13.7	18.5	17.4	35.8
9th	14703	164	15.0	13.7	19.3	16.7	35.3
10th	17149	149	17.1	16.7	19.1	16.5	30.6
11th	10736	79	16.8	17.5	18.9	16.0	30.8
12th	10795	81	19.0	19.4	18.6	15.9	27.1
JrHs	47376	650	13.4	12.4	18.4	17.6	38.2
SrHS	53383	473	16.8	16.6	19.0	16.3	31.2
Total	100759	1123	15.2	14.6	18.7	16.9	34.5

6.15 - Do you drink alcohol at home?

<i>Grade Level</i>	<i>N of Valid</i>	<i>N of Miss</i>	<i>Never</i>	<i>Seldom</i>	<i>Sometimes</i>	<i>Often</i>	<i>A Lot</i>
6th	13920	134	92.4	5.4	1.2	0.4	0.7
7th	14860	137	87.7	7.4	3.3	0.8	0.8
8th	18813	162	79.7	11.9	5.6	1.6	1.2
9th	14718	149	72.7	14.0	8.9	2.5	2.0
10th	17155	143	66.5	16.7	11.7	3.1	2.0
11th	10732	83	64.0	17.6	12.1	3.9	2.3
12th	10804	72	59.6	18.7	14.8	3.8	3.1
JrHs	47593	433	85.9	8.6	3.6	1.0	0.9
SrHS	53409	447	66.3	16.6	11.6	3.2	2.3
Total	101002	880	75.6	12.8	7.8	2.2	1.7

6.16 - Do you use drugs at home?

<i>Grade Level</i>	<i>N of Valid</i>	<i>N of Miss</i>	<i>Never</i>	<i>Seldom</i>	<i>Sometimes</i>	<i>Often</i>	<i>A Lot</i>
6th	13896	158	97.1	1.3	0.6	0.3	0.7
7th	14837	160	95.2	2.2	1.3	0.6	0.8
8th	18806	169	92.1	3.5	2.2	0.9	1.3
9th	14736	131	88.7	4.1	3.3	1.7	2.2
10th	17154	144	85.7	5.3	4.4	2.1	2.5
11th	10733	82	84.5	5.9	4.5	2.4	2.8
12th	10801	75	83.8	5.6	5.4	2.1	3.1
JrHs	47539	487	94.5	2.4	1.4	0.6	1.0
SrHS	53424	432	85.9	5.1	4.3	2.1	2.6
Total	100963	919	89.9	3.9	3.0	1.4	1.8

6.17 - Have you threatened to harm a teacher?

<i>Grade Level</i>	<i>N of Valid</i>	<i>N of Miss</i>	<i>Never</i>	<i>Seldom</i>	<i>Sometimes</i>	<i>Often</i>	<i>A Lot</i>
6th	13912	142	97.0	1.6	0.7	0.2	0.6
7th	14843	154	95.2	2.9	1.1	0.3	0.5
8th	18776	199	94.9	3.0	1.1	0.4	0.6
9th	14700	167	92.7	4.1	1.7	0.5	1.0
10th	17144	154	94.0	3.4	1.3	0.5	0.7
11th	10694	121	93.4	3.4	1.5	0.7	1.0
12th	10798	78	93.6	3.1	1.5	0.5	1.3
JrHs	47531	495	95.6	2.5	1.0	0.3	0.6
SrHS	53336	520	93.4	3.5	1.5	0.5	1.0
Total	100867	1015	94.5	3.1	1.3	0.4	0.8

6.18 - Have you threatened to harm one or both of your parents, guardian, etc?

<i>Grade Level</i>	<i>N of Valid</i>	<i>N of Miss</i>	<i>Never</i>	<i>Seldom</i>	<i>Sometimes</i>	<i>Often</i>	<i>A Lot</i>
6th	13886	168	94.2	3.5	1.1	0.3	1.0
7th	14808	189	93.0	4.1	1.7	0.6	0.6
8th	18800	175	91.1	5.5	2.0	0.6	0.8
9th	14713	154	90.0	5.5	2.5	0.9	1.0
10th	17138	160	89.5	6.3	2.5	0.7	0.9
11th	10712	103	90.1	6.0	2.2	0.8	0.9
12th	10791	85	90.8	5.5	2.0	0.5	1.2
JrHs	47494	532	92.6	4.5	1.6	0.5	0.8
SrHS	53354	502	90.0	5.9	2.4	0.7	1.0
Total	100848	1034	91.2	5.2	2.0	0.6	0.9

6.19 - Do your parents talk with you about the problems of alcohol/drugs?

<i>Grade Level</i>	<i>N of Valid</i>	<i>N of Miss</i>	<i>Never</i>	<i>Seldom</i>	<i>Sometimes</i>	<i>Often</i>	<i>A Lot</i>
6th	13859	195	11.5	13.6	28.3	21.3	25.3
7th	14803	194	13.3	16.0	28.0	20.0	22.6
8th	18764	211	15.2	18.8	30.9	19.1	16.0
9th	14714	153	17.2	20.4	29.4	17.2	15.9
10th	17126	172	18.0	22.6	31.5	16.1	11.7
11th	10714	101	19.7	23.6	30.4	15.4	10.9
12th	10783	93	20.8	25.3	31.2	13.7	9.0
JrHs	47426	600	13.5	16.4	29.3	20.0	20.8
SrHS	53337	519	18.7	22.8	30.6	15.8	12.1
Total	100763	1119	16.3	19.8	30.0	17.8	16.2

6.20 - I talk with my parents about my problems?

<i>Grade Level</i>	<i>N of Valid</i>	<i>N of Miss</i>	<i>Never</i>	<i>Seldom</i>	<i>Sometimes</i>	<i>Often</i>	<i>A Lot</i>
6th	13881	173	11.4	14.6	27.1	22.8	24.1
7th	14844	153	15.9	18.0	29.0	19.5	17.6
8th	18786	189	17.9	22.2	28.9	17.3	13.7
9th	14719	148	21.0	22.3	28.4	15.6	12.7
10th	17148	150	20.1	24.7	28.7	15.3	11.2
11th	10716	99	20.0	24.6	28.8	15.2	11.4
12th	10777	99	18.6	24.6	29.3	16.6	10.9
JrHs	47511	515	15.4	18.6	28.4	19.6	18.0
SrHS	53360	496	20.0	24.0	28.7	15.6	11.6
Total	100871	1011	17.8	21.5	28.6	17.5	14.6

6.21 - Do your friends talk with you about the problems of alcohol/drugs?

<i>Grade Level</i>	<i>N of Valid</i>	<i>N of Miss</i>	<i>Never</i>	<i>Seldom</i>	<i>Sometimes</i>	<i>Often</i>	<i>A Lot</i>
6th	13897	157	44.7	23.9	19.8	7.0	4.6
7th	14774	223	43.7	24.4	20.1	7.0	4.8
8th	18827	148	36.8	27.4	22.8	7.8	5.2
9th	14716	151	34.7	25.1	23.8	9.8	6.6
10th	17103	195	30.5	26.0	25.9	10.9	6.6
11th	10702	113	29.2	25.9	27.3	11.4	6.3
12th	10766	110	27.5	27.5	29.0	10.0	6.0
JrHs	47498	528	41.2	25.4	21.1	7.3	4.9
SrHS	53287	569	30.8	26.0	26.2	10.5	6.4
Total	100785	1097	35.7	25.8	23.8	9.0	5.7

6.22 - Do your parents set clear rules for you?

<i>Grade Level</i>	<i>N of Valid</i>	<i>N of Miss</i>	<i>Never</i>	<i>Seldom</i>	<i>Sometimes</i>	<i>Often</i>	<i>A Lot</i>
6th	13797	257	2.7	4.9	13.3	25.4	53.7
7th	14682	315	3.4	6.6	15.5	26.3	48.2
8th	18688	287	3.4	7.7	17.8	30.8	40.3
9th	14608	259	4.5	9.0	19.8	29.7	36.9
10th	17017	281	4.3	9.7	21.1	31.9	33.0
11th	10657	158	4.9	10.6	21.6	32.0	30.8
12th	10690	186	6.5	11.9	23.3	32.2	26.1
JrHs	47167	859	3.2	6.5	15.8	27.8	46.7
SrHS	52972	884	4.9	10.1	21.3	31.4	32.2
Total	100139	1743	4.1	8.4	18.7	29.7	39.0

6.23 - Do your parents punish you when you break the rules?

<i>Grade Level</i>	<i>N of Valid</i>	<i>N of Miss</i>	<i>Never</i>	<i>Seldom</i>	<i>Sometimes</i>	<i>Often</i>	<i>A Lot</i>
6th	13758	296	5.4	9.1	23.5	27.6	34.3
7th	14694	303	6.4	10.7	23.0	26.3	33.6
8th	18678	297	6.0	11.2	24.5	28.3	30.0
9th	14601	266	8.7	13.9	25.0	26.3	26.2
10th	16978	320	8.0	14.5	26.3	27.8	23.5
11th	10629	186	9.4	15.9	26.7	26.4	21.6
12th	10675	201	12.7	17.8	27.7	25.6	16.3
JrHs	47130	896	5.9	10.4	23.8	27.5	32.4
SrHS	52883	973	9.4	15.3	26.3	26.6	22.4
Total	100013	1869	7.8	13.0	25.1	27.0	27.1

6.24 - Have you been in trouble with the police?

<i>Grade Level</i>	<i>N of Valid</i>	<i>N of Miss</i>	<i>Never</i>	<i>Seldom</i>	<i>Sometimes</i>	<i>Often</i>	<i>A Lot</i>
6th	13739	315	86.2	8.1	3.2	1.0	1.5
7th	14675	322	80.9	10.7	4.5	2.0	2.0
8th	18625	350	77.6	12.9	5.3	2.0	2.2
9th	14550	317	74.4	14.4	6.2	2.4	2.6
10th	16940	358	75.7	14.7	5.7	1.8	2.0
11th	10617	198	73.7	16.5	5.9	1.9	2.1
12th	10664	212	73.8	17.0	5.7	1.5	2.0
JrHs	47039	987	81.1	10.8	4.4	1.7	1.9
SrHS	52771	1085	74.6	15.4	5.9	1.9	2.2
Total	99810	2072	77.7	13.3	5.2	1.8	2.1

6.25 - Do you take part in gang activities?

<i>Grade Level</i>	<i>N of Valid</i>	<i>N of Miss</i>	<i>Never</i>	<i>Seldom</i>	<i>Sometimes</i>	<i>Often</i>	<i>A Lot</i>
6th	13723	331	93.3	3.0	1.7	0.8	1.2
7th	14642	355	91.1	4.4	2.2	0.8	1.4
8th	18609	366	90.7	4.4	2.5	0.9	1.5
9th	14554	313	90.1	4.2	2.7	1.1	2.0
10th	16922	376	91.7	3.7	2.0	1.0	1.6
11th	10609	206	92.3	3.3	2.0	0.8	1.7
12th	10676	200	93.3	2.3	1.6	0.7	2.2
JrHs	46974	1052	91.6	4.0	2.2	0.9	1.4
SrHS	52761	1095	91.7	3.5	2.1	0.9	1.8
Total	99735	2147	91.7	3.7	2.1	0.9	1.6

6.26 - Have you thought about committing suicide?

<i>Grade Level</i>	<i>N of Valid</i>	<i>N of Miss</i>	<i>Never</i>	<i>Seldom</i>	<i>Sometimes</i>	<i>Often</i>	<i>A Lot</i>
6th	13535	519	85.2	7.8	3.8	1.3	1.9
7th	14472	525	79.6	10.2	5.5	2.2	2.4
8th	18467	508	74.6	12.5	6.9	2.8	3.1
9th	14440	427	70.8	13.8	8.4	3.2	3.8
10th	16858	440	67.5	16.4	9.7	3.3	3.1
11th	10574	241	67.2	16.5	9.9	3.3	3.1
12th	10630	246	67.3	17.7	9.4	3.0	2.6
JrHs	46474	1552	79.3	10.4	5.6	2.2	2.5
SrHS	52502	1354	68.3	16.0	9.3	3.2	3.2
Total	98976	2906	73.5	13.4	7.6	2.7	2.9

6.27 - Do your teachers talk with you about the problems of alcohol/drugs?

<i>Grade Level</i>	<i>N of Valid</i>	<i>N of Miss</i>	<i>Never</i>	<i>Seldom</i>	<i>Sometimes</i>	<i>Often</i>	<i>A Lot</i>
6th	13731	323	10.8	13.3	26.6	21.9	27.3
7th	14675	322	13.5	16.5	27.6	19.9	22.5
8th	18671	304	14.1	19.6	30.7	19.3	16.3
9th	14591	276	20.2	23.3	29.3	14.9	12.2
10th	17008	290	19.9	27.4	31.4	13.1	8.2
11th	10652	163	25.2	29.5	28.8	10.2	6.3
12th	10709	167	24.1	31.5	29.4	9.6	5.3
JrHs	47077	949	13.0	16.8	28.6	20.2	21.5
SrHS	52960	896	21.9	27.5	29.9	12.3	8.3
Total	100037	1845	17.7	22.5	29.3	16.0	14.5

6.28 - While NOT AT SCHOOL have you stolen something worth \$5.00 or more?

<i>Grade Level</i>	<i>N of Valid</i>	<i>N of Miss</i>	<i>Never</i>	<i>Seldom</i>	<i>Sometimes</i>	<i>Often</i>	<i>A Lot</i>
6th	13786	268	89.4	6.6	2.0	0.7	1.3
7th	14710	287	83.5	9.2	3.9	1.4	2.1
8th	18670	305	78.0	11.7	5.6	2.0	2.7
9th	14597	270	75.3	12.4	6.4	2.5	3.4
10th	17024	274	72.0	14.4	7.7	2.7	3.2
11th	10664	151	70.9	14.9	7.7	2.8	3.7
12th	10710	166	70.4	15.9	7.3	3.0	3.4
JrHs	47166	860	83.0	9.4	4.0	1.4	2.1
SrHS	52995	861	72.4	14.3	7.3	2.7	3.4
Total	100161	1721	77.4	12.0	5.7	2.1	2.8

6.29 - While NOT AT SCHOOL have you carried a gun for protection or as a weapon?

<i>Grade Level</i>	<i>N of Valid</i>	<i>N of Miss</i>	<i>Never</i>	<i>Seldom</i>	<i>Sometimes</i>	<i>Often</i>	<i>A Lot</i>
6th	13728	326	93.5	2.5	1.7	0.8	1.5
7th	14653	344	91.6	3.2	2.2	1.3	1.7
8th	18615	360	91.3	3.2	2.3	1.3	2.0
9th	14565	302	89.3	3.7	3.0	1.6	2.5
10th	16979	319	90.6	3.4	2.5	1.3	2.1
11th	10633	182	89.8	3.6	2.9	1.5	2.2
12th	10683	193	90.0	3.3	2.7	1.4	2.6
JrHs	46996	1030	92.0	3.0	2.1	1.1	1.7
SrHS	52860	996	90.0	3.5	2.8	1.4	2.3
Total	99856	2026	90.9	3.3	2.4	1.3	2.0

6.3. Harmful To Health

6.30 - Do you feel that using cigarettes is harmful to your health?

<i>Grade Level</i>	<i>N of Valid</i>	<i>N of Miss</i>	<i>No Harm</i>	<i>Some Harm</i>	<i>Harmful</i>	<i>Very Harmful</i>
6th	13883	171	2.8	8.3	33.2	55.6
7th	14777	220	3.7	12.1	35.1	49.2
8th	18771	204	3.2	13.6	33.7	49.5
9th	14683	184	4.6	14.9	32.4	48.2
10th	17107	191	3.6	14.0	32.6	49.8
11th	10682	133	3.8	14.3	33.6	48.3
12th	10750	126	3.6	13.3	34.1	49.1
JrHs	47431	595	3.2	11.6	34.0	51.2
SrHS	53222	634	3.9	14.1	33.0	48.9
Total	100653	1229	3.6	12.9	33.5	50.0

6.31 - Do you feel that using smokeless tobacco is harmful to your health?

<i>Grade Level</i>	<i>N of Valid</i>	<i>N of Miss</i>	<i>No Harm</i>	<i>Some Harm</i>	<i>Harmful</i>	<i>Very Harmful</i>
6th	13820	234	3.4	9.9	30.5	56.2
7th	14735	262	4.3	13.0	31.4	51.3
8th	18713	262	3.9	14.2	33.4	48.4
9th	14642	225	5.4	16.1	32.9	45.6
10th	17079	219	4.3	15.2	34.5	46.0
11th	10645	170	4.4	16.3	35.4	43.9
12th	10728	148	4.0	15.5	35.9	44.6
JrHs	47268	758	3.9	12.6	31.9	51.6
SrHS	53094	762	4.6	15.7	34.5	45.2
Total	100362	1520	4.2	14.2	33.3	48.2

6.32 - Do you feel that using cigars is harmful to your health?

<i>Grade Level</i>	<i>N of Valid</i>	<i>N of Miss</i>	<i>No Harm</i>	<i>Some Harm</i>	<i>Harmful</i>	<i>Very Harmful</i>
6th	13798	256	3.8	15.2	33.0	47.9
7th	14692	305	4.7	17.9	34.3	43.1
8th	18681	294	4.4	19.4	33.7	42.5
9th	14599	268	6.5	20.5	33.6	39.4
10th	17020	278	5.5	20.8	33.9	39.8
11th	10628	187	5.9	22.3	33.3	38.5
12th	10717	159	5.5	22.1	33.8	38.5
JrHs	47171	855	4.3	17.7	33.7	44.3
SrHS	52964	892	5.9	21.3	33.7	39.2
Total	100135	1747	5.1	19.6	33.7	41.6

6.33 - Do you feel that using beer is harmful to your health?

<i>Grade Level</i>	<i>N of Valid</i>	<i>N of Miss</i>	<i>No Harm</i>	<i>Some Harm</i>	<i>Harmful</i>	<i>Very Harmful</i>
6th	13805	249	5.7	26.1	30.3	37.9
7th	14727	270	7.6	27.4	30.5	34.6
8th	18681	294	8.6	31.9	29.7	29.9
9th	14587	280	11.5	34.7	26.9	26.9
10th	17043	255	11.3	38.4	26.8	23.6
11th	10632	183	11.9	38.9	25.5	23.7
12th	10708	168	11.3	39.7	26.2	22.8
JrHs	47213	813	7.4	28.8	30.1	33.7
SrHS	52970	886	11.5	37.7	26.4	24.4
Total	100183	1699	9.6	33.5	28.2	28.7

6.34 - Do you feel that using wine coolers is harmful to your health?

<i>Grade Level</i>	<i>N of Valid</i>	<i>N of Miss</i>	<i>No Harm</i>	<i>Some Harm</i>	<i>Harmful</i>	<i>Very Harmful</i>
6th	13678	376	12.5	33.7	26.5	27.3
7th	14628	369	17.1	34.6	24.2	24.1
8th	18635	340	19.2	38.9	21.8	20.1
9th	14577	290	26.4	39.0	17.7	17.0
10th	17040	258	25.1	41.5	17.7	15.6
11th	10632	183	24.9	42.5	16.7	15.8
12th	10717	159	22.6	43.5	17.9	15.9
JrHs	46941	1085	16.6	36.0	23.9	23.4
SrHS	52966	890	24.9	41.4	17.6	16.1
Total	99907	1975	21.0	38.9	20.5	19.5

6.35 - Do you feel that using liquor is harmful to your health?

<i>Grade Level</i>	<i>N of Valid</i>	<i>N of Miss</i>	<i>No Harm</i>	<i>Some Harm</i>	<i>Harmful</i>	<i>Very Harmful</i>
6th	13730	324	3.8	14.5	31.9	49.8
7th	14664	333	5.4	17.4	32.8	44.4
8th	18636	339	6.0	21.8	33.7	38.5
9th	14586	281	8.8	25.3	31.1	34.7
10th	17030	268	8.9	27.5	32.4	31.2
11th	10613	202	9.1	29.3	31.0	30.6
12th	10701	175	8.7	30.3	31.5	29.5
JrHs	47030	996	5.2	18.3	32.9	43.7
SrHS	52930	926	8.8	27.8	31.6	31.7
Total	99960	1922	7.1	23.3	32.2	37.3

6.36 - Do you feel that using marijuana is harmful to your health?

<i>Grade Level</i>	<i>N of Valid</i>	<i>N of Miss</i>	<i>No Harm</i>	<i>Some Harm</i>	<i>Harmful</i>	<i>Very Harmful</i>
6th	13782	272	3.4	2.7	9.4	84.6
7th	14693	304	5.5	5.6	11.5	77.4
8th	18687	288	6.5	8.0	15.7	69.8
9th	14603	264	12.2	13.3	18.1	56.4
10th	17037	261	12.9	16.9	20.8	49.4
11th	10629	186	14.1	19.4	21.9	44.7
12th	10702	174	13.2	21.0	23.5	42.3
JrHs	47162	864	5.3	5.7	12.6	76.5
SrHS	52971	885	13.0	17.3	20.8	49.0
Total	100133	1749	9.4	11.8	16.9	61.9

6.37 - Do you feel that using cocaine is harmful to your health?

<i>Grade Level</i>	<i>N of Valid</i>	<i>N of Miss</i>	<i>No Harm</i>	<i>Some Harm</i>	<i>Harmful</i>	<i>Very Harmful</i>
6th	13785	269	2.4	1.3	7.3	89.0
7th	14703	294	2.8	1.6	7.6	88.0
8th	18690	285	2.4	2.2	9.1	86.3
9th	14623	244	3.3	2.7	10.2	83.7
10th	17059	239	3.0	2.3	10.3	84.4
11th	10648	167	3.0	2.4	10.3	84.3
12th	10716	160	2.9	2.4	9.9	84.8
JrHs	47178	848	2.5	1.7	8.1	87.6
SrHS	53046	810	3.1	2.5	10.2	84.3
Total	100224	1658	2.8	2.1	9.2	85.8

6.38 - Do you feel that using uppers is harmful to your health?

<i>Grade Level</i>	<i>N of Valid</i>	<i>N of Miss</i>	<i>No Harm</i>	<i>Some Harm</i>	<i>Harmful</i>	<i>Very Harmful</i>
6th	13383	671	3.5	5.4	18.8	72.4
7th	14498	499	3.5	5.1	17.4	74.0
8th	18591	384	3.0	4.8	16.5	75.6
9th	14576	291	4.1	5.7	16.7	73.6
10th	17016	282	3.5	5.1	16.3	75.2
11th	10622	193	3.5	5.1	15.2	76.2
12th	10703	173	3.1	4.3	14.9	77.7
JrHs	46472	1554	3.3	5.0	17.4	74.2
SrHS	52917	939	3.6	5.1	15.9	75.4
Total	99389	2493	3.5	5.1	16.6	74.9

6.39 - Do you feel that using downers is harmful to your health?

<i>Grade Level</i>	<i>N of Valid</i>	<i>N of Miss</i>	<i>No Harm</i>	<i>Some Harm</i>	<i>Harmful</i>	<i>Very Harmful</i>
6th	13365	689	4.1	8.9	23.5	63.4
7th	14490	507	4.4	8.7	22.9	64.0
8th	18569	406	3.6	7.8	22.4	66.2
9th	14549	318	5.0	9.2	22.2	63.6
10th	17007	291	4.1	8.4	21.5	66.0
11th	10622	193	4.1	8.1	20.7	67.2
12th	10697	179	3.5	6.9	19.9	69.7
JrHs	46424	1602	4.0	8.4	22.9	64.7
SrHS	52875	981	4.2	8.2	21.2	66.3
Total	99299	2583	4.1	8.3	22.0	65.6

6.40 - Do you feel that using inhalants is harmful to your health?

<i>Grade Level</i>	<i>N of Valid</i>	<i>N of Miss</i>	<i>No Harm</i>	<i>Some Harm</i>	<i>Harmful</i>	<i>Very Harmful</i>
6th	13609	445	4.7	11.8	23.5	60.0
7th	14609	388	4.7	10.7	22.3	62.2
8th	18638	337	4.1	10.5	21.7	63.7
9th	14575	292	4.8	9.8	21.2	64.3
10th	17004	294	3.8	8.0	20.7	67.4
11th	10634	181	3.8	6.9	19.1	70.1
12th	10699	177	3.2	6.2	18.3	72.4
JrHs	46856	1170	4.5	11.0	22.4	62.2
SrHS	52912	944	4.0	7.9	20.0	68.1
Total	99768	2114	4.2	9.4	21.2	65.3

6.41 - Do you feel that using hallucinogens is harmful to your health?

<i>Grade Level</i>	<i>N of Valid</i>	<i>N of Miss</i>	<i>No Harm</i>	<i>Some Harm</i>	<i>Harmful</i>	<i>Very Harmful</i>
6th	13197	857	3.3	4.7	18.7	73.3
7th	14369	628	3.3	4.2	17.2	75.3
8th	18513	462	2.9	4.2	15.9	77.0
9th	14522	345	3.9	4.8	16.1	75.2
10th	16990	308	3.5	4.5	14.4	77.6
11th	10623	192	3.5	4.2	13.6	78.7
12th	10700	176	3.5	4.0	12.7	79.8
JrHs	46079	1947	3.1	4.3	17.1	75.4
SrHS	52835	1021	3.6	4.4	14.4	77.6
Total	98914	2968	3.4	4.4	15.7	76.6

6.42 - Do you feel that using heroin is harmful to your health?

<i>Grade Level</i>	<i>N of Valid</i>	<i>N of Miss</i>	<i>No Harm</i>	<i>Some Harm</i>	<i>Harmful</i>	<i>Very Harmful</i>
6th	13441	613	2.8	3.1	12.9	81.2
7th	14531	466	3.0	2.3	11.4	83.2
8th	18586	389	2.4	2.6	10.5	84.4
9th	14557	310	3.3	2.6	10.3	83.8
10th	17012	286	2.7	1.8	9.4	86.1
11th	10624	191	3.0	1.7	8.2	87.1
12th	10685	191	2.8	1.6	7.6	88.0
JrHs	46558	1468	2.7	2.7	11.5	83.1
SrHS	52878	978	3.0	2.0	9.0	86.0
Total	99436	2446	2.9	2.3	10.2	84.7

6.43 - Do you feel that using steroids is harmful to your health?

<i>Grade Level</i>	<i>N of Valid</i>	<i>N of Miss</i>	<i>No Harm</i>	<i>Some Harm</i>	<i>Harmful</i>	<i>Very Harmful</i>
6th	13417	637	4.2	9.2	24.6	62.0
7th	14511	486	4.1	8.7	24.5	62.6
8th	18560	415	3.5	9.6	25.6	61.2
9th	14553	314	4.5	9.2	25.0	61.3
10th	16969	329	3.6	8.3	25.0	63.2
11th	10609	206	3.7	8.1	23.0	65.1
12th	10693	183	3.4	6.9	22.7	67.0
JrHs	46488	1538	3.9	9.2	25.0	61.9
SrHS	52824	1032	3.8	8.2	24.1	63.8
Total	99312	2570	3.9	8.7	24.5	62.9

6.4. Within The Past Year How Often Have You Used

6.44 - Within the past year how often have you smoked cigarettes?

Grade Level	N of Valid	N of Miss	Did Not Use	1/yr	6/yr	1/mo	2/mo	1/wk	3/wk	Every Day
6th	13860	194	92.0	4.0	0.9	0.4	0.4	0.4	0.6	1.3
7th	14747	250	83.7	7.3	2.1	0.9	0.9	1.1	1.6	2.4
8th	18751	224	77.8	8.3	3.1	1.5	1.3	1.7	2.1	4.2
9th	14641	226	70.6	8.9	3.7	1.7	1.9	2.3	3.2	7.9
10th	17083	215	65.1	9.0	4.3	2.1	2.4	2.3	3.5	11.2
11th	10690	125	61.1	8.6	4.5	2.3	2.2	2.6	4.0	14.6
12th	10740	136	58.3	8.2	4.9	2.1	2.2	2.5	4.2	17.6
JrHs	47358	668	83.8	6.7	2.2	1.0	0.9	1.1	1.5	2.8
SrHS	53154	702	64.4	8.7	4.3	2.0	2.2	2.4	3.6	12.3
Total	100512	1370	73.6	7.8	3.3	1.6	1.6	1.8	2.6	7.8

6.45 - Within the past year how often have you used smokeless tobacco?

Grade Level	N of Valid	N of Miss	Did Not Use	1/yr	6/yr	1/mo	2/mo	1/wk	3/wk	Every Day
6th	13825	229	97.4	1.1	0.3	0.2	0.2	0.1	0.1	0.7
7th	14731	266	95.6	1.8	0.5	0.3	0.3	0.4	0.5	0.7
8th	18721	254	93.6	2.6	0.8	0.5	0.4	0.4	0.5	1.1
9th	14584	283	91.2	2.8	1.0	0.8	0.8	0.7	0.9	1.8
10th	17049	249	89.5	3.4	1.4	0.9	0.8	0.8	0.9	2.3
11th	10662	153	88.1	3.4	1.8	1.1	0.8	0.9	1.2	2.8
12th	10717	159	86.8	4.0	1.9	1.0	0.8	0.8	1.2	3.5
JrHs	47277	749	95.3	1.9	0.5	0.4	0.3	0.3	0.4	0.9
SrHS	53012	844	89.1	3.3	1.5	0.9	0.8	0.8	1.0	2.5
Total	100289	1593	92.1	2.7	1.0	0.6	0.6	0.6	0.7	1.7

6.46 - Within the past year how often have you smoked cigars?

Grade Level	N of Valid	N of Miss	Did Not Use	1/yr	6/yr	1/mo	2/mo	1/wk	3/wk	Every Day
6th	13801	253	96.6	1.8	0.4	0.2	0.1	0.1	0.1	0.6
7th	14677	320	93.6	3.3	0.7	0.5	0.4	0.4	0.4	0.5
8th	18652	323	90.6	4.6	1.4	0.9	0.7	0.7	0.4	0.8
9th	14537	330	85.7	5.6	2.4	1.5	1.5	1.2	0.9	1.2
10th	17011	287	82.0	7.5	3.2	2.1	1.7	1.4	0.8	1.2
11th	10616	199	77.8	8.3	4.6	2.6	2.3	1.7	1.2	1.4
12th	10698	178	73.5	9.8	5.7	3.2	2.5	1.9	1.3	2.0
JrHs	47130	896	93.3	3.4	0.9	0.6	0.5	0.4	0.4	0.7
SrHS	52862	994	80.5	7.6	3.8	2.2	1.9	1.5	1.0	1.4
Total	99992	1890	86.5	5.6	2.4	1.5	1.2	1.0	0.7	1.1

6.47 - Within the past year how often have you drunk beer?

<i>Grade Level</i>	<i>N of Valid</i>	<i>N of Miss</i>	<i>Did Not Use</i>	<i>1/yr</i>	<i>6/yr</i>	<i>1/mo</i>	<i>2/mo</i>	<i>1/wk</i>	<i>3/wk</i>	<i>Every Day</i>
6th	13775	279	87.7	8.1	1.6	0.6	0.4	0.4	0.4	0.8
7th	14655	342	79.1	11.6	3.3	1.6	1.4	1.2	1.0	0.8
8th	18644	331	68.7	14.6	5.9	3.0	2.7	2.4	1.6	1.2
9th	14536	331	59.0	15.0	7.4	4.6	5.0	5.0	2.4	1.7
10th	17004	294	48.8	14.5	9.8	6.6	7.6	7.5	3.4	1.7
11th	10648	167	45.8	12.3	10.0	6.8	9.4	9.3	4.6	1.7
12th	10698	178	42.4	10.9	10.6	7.3	9.6	11.2	5.5	2.5
JrHs	47074	952	77.5	11.8	3.9	1.8	1.7	1.4	1.0	0.9
SrHS	52886	970	49.7	13.5	9.3	6.2	7.7	7.9	3.8	1.9
Total	99960	1922	62.8	12.7	6.8	4.2	4.8	4.9	2.5	1.4

6.48 - Within the past year how often have you drunk wine coolers?

<i>Grade Level</i>	<i>N of Valid</i>	<i>N of Miss</i>	<i>Did Not Use</i>	<i>1/yr</i>	<i>6/yr</i>	<i>1/mo</i>	<i>2/mo</i>	<i>1/wk</i>	<i>3/wk</i>	<i>Every Day</i>
6th	13720	334	84.9	10.6	1.7	0.8	0.5	0.5	0.4	0.7
7th	14626	371	74.8	14.8	3.7	1.8	1.6	1.3	1.2	1.0
8th	18625	350	66.2	17.5	6.2	3.0	2.6	1.9	1.4	1.2
9th	14535	332	56.1	18.3	8.6	5.1	4.5	3.6	2.2	1.6
10th	16994	304	51.2	18.2	10.4	6.4	5.9	4.5	2.0	1.4
11th	10628	187	49.2	16.7	11.4	7.0	7.0	5.3	2.1	1.3
12th	10684	192	46.4	16.2	13.3	7.6	7.9	5.1	1.7	1.8
JrHs	46971	1055	74.3	14.6	4.1	2.0	1.7	1.3	1.0	1.0
SrHS	52841	1015	51.2	17.5	10.7	6.4	6.2	4.5	2.0	1.5
Total	99812	2070	62.1	16.2	7.6	4.3	4.1	3.0	1.6	1.2

6.49 - Within the past year how often have you drunk liquor?

<i>Grade Level</i>	<i>N of Valid</i>	<i>N of Miss</i>	<i>Did Not Use</i>	<i>1/yr</i>	<i>6/yr</i>	<i>1/mo</i>	<i>2/mo</i>	<i>1/wk</i>	<i>3/wk</i>	<i>Every Day</i>
6th	13723	331	93.7	3.9	0.7	0.4	0.2	0.3	0.2	0.6
7th	14606	391	86.7	7.4	1.8	1.0	0.9	0.8	0.6	0.7
8th	18617	358	76.1	11.5	3.9	2.3	2.2	1.8	1.1	1.1
9th	14503	364	64.0	12.8	6.5	4.3	4.5	4.1	2.1	1.7
10th	16964	334	52.3	14.3	9.1	6.7	7.2	6.4	2.4	1.6
11th	10613	202	46.0	13.0	11.4	7.7	9.5	7.8	3.2	1.5
12th	10679	197	40.6	13.8	12.3	9.0	10.2	8.9	3.1	2.1
JrHs	46946	1080	84.6	8.0	2.3	1.4	1.2	1.0	0.7	0.8
SrHS	52759	1097	51.9	13.5	9.5	6.7	7.5	6.6	2.6	1.7
Total	99705	2177	67.3	10.9	6.1	4.2	4.6	4.0	1.7	1.3

6.50 - Within the past year how often have you smoked marijuana?

<i>Grade Level</i>	<i>N of Valid</i>	<i>N of Miss</i>	<i>Did Not Use</i>	<i>1/yr</i>	<i>6/yr</i>	<i>1/mo</i>	<i>2/mo</i>	<i>1/wk</i>	<i>3/wk</i>	<i>Every Day</i>
6th	13719	335	97.1	1.0	0.2	0.2	0.3	0.2	0.2	0.8
7th	14583	414	92.3	2.7	0.7	0.6	0.7	0.8	0.9	1.3
8th	18603	372	87.3	3.9	1.6	1.1	1.2	1.3	1.6	1.9
9th	14491	376	77.9	5.5	2.6	1.7	2.2	2.7	3.1	4.2
10th	16966	332	70.2	7.1	3.9	2.8	3.3	3.6	3.8	5.3
11th	10618	197	67.4	7.3	4.5	3.1	3.9	3.5	4.2	6.1
12th	10686	190	64.3	7.9	5.9	3.2	3.5	3.5	4.2	7.5
JrHs	46905	1121	91.7	2.7	0.9	0.7	0.8	0.8	1.0	1.4
SrHS	52761	1095	70.6	6.9	4.1	2.6	3.2	3.3	3.8	5.6
Total	99666	2216	80.5	4.9	2.6	1.7	2.0	2.1	2.4	3.6

6.51 - Within the past year how often have you used cocaine?

<i>Grade Level</i>	<i>N of Valid</i>	<i>N of Miss</i>	<i>Did Not Use</i>	<i>1/yr</i>	<i>6/yr</i>	<i>1/mo</i>	<i>2/mo</i>	<i>1/wk</i>	<i>3/wk</i>	<i>Every Day</i>
6th	13709	345	98.8	0.2	0.1	0.1	0.1	0.0	0.1	0.6
7th	14604	393	98.0	0.6	0.2	0.2	0.2	0.2	0.1	0.5
8th	18590	385	97.2	0.9	0.3	0.3	0.3	0.2	0.2	0.6
9th	14473	394	96.3	1.3	0.4	0.3	0.3	0.2	0.2	0.9
10th	16948	350	95.4	1.6	0.6	0.4	0.4	0.4	0.3	0.9
11th	10598	217	93.9	1.9	1.0	0.6	0.5	0.5	0.5	1.0
12th	10682	194	92.9	2.3	1.0	0.8	0.7	0.5	0.3	1.5
JrHs	46903	1123	97.9	0.6	0.2	0.2	0.2	0.2	0.1	0.6
SrHS	52701	1155	94.9	1.7	0.7	0.5	0.4	0.4	0.3	1.0
Total	99604	2278	96.3	1.2	0.5	0.4	0.3	0.3	0.2	0.8

6.52 - Within the past year how often have you used uppers?

<i>Grade Level</i>	<i>N of Valid</i>	<i>N of Miss</i>	<i>Did Not Use</i>	<i>1/yr</i>	<i>6/yr</i>	<i>1/mo</i>	<i>2/mo</i>	<i>1/wk</i>	<i>3/wk</i>	<i>Every Day</i>
6th	13586	468	98.6	0.3	0.1	0.1	0.1	0.1	0.1	0.6
7th	14526	471	97.8	0.5	0.3	0.2	0.2	0.2	0.2	0.6
8th	18562	413	96.8	1.1	0.5	0.3	0.2	0.3	0.3	0.6
9th	14444	423	94.8	1.5	0.8	0.6	0.5	0.4	0.4	1.0
10th	16924	374	93.4	1.8	1.1	0.8	0.6	0.7	0.6	1.1
11th	10586	229	91.4	2.4	1.7	0.9	1.1	0.7	0.7	1.1
12th	10654	222	91.5	2.3	1.4	1.0	1.0	0.8	0.6	1.4
JrHs	46674	1352	97.6	0.7	0.3	0.2	0.2	0.2	0.2	0.6
SrHS	52608	1248	93.0	1.9	1.2	0.8	0.7	0.6	0.6	1.1
Total	99282	2600	95.2	1.3	0.8	0.5	0.5	0.4	0.4	0.9

6.53 - Within the past year how often have you used downers?

<i>Grade Level</i>	<i>N of Valid</i>	<i>N of Miss</i>	<i>Did Not Use</i>	<i>1/yr</i>	<i>6/yr</i>	<i>1/mo</i>	<i>2/mo</i>	<i>1/wk</i>	<i>3/wk</i>	<i>Every Day</i>
6th	13579	475	98.7	0.3	0.1	0.1	0.1	0.1	0.1	0.6
7th	14515	482	97.7	0.7	0.3	0.2	0.2	0.2	0.2	0.5
8th	18539	436	96.7	1.0	0.5	0.3	0.3	0.4	0.2	0.7
9th	14425	442	94.8	1.4	0.8	0.6	0.5	0.5	0.5	1.0
10th	16912	386	93.3	1.9	1.0	0.8	0.8	0.8	0.5	1.0
11th	10588	227	91.8	2.0	1.6	1.1	1.1	0.9	0.5	1.0
12th	10650	226	91.9	1.9	1.5	0.9	0.9	0.8	0.7	1.4
JrHs	46633	1393	97.6	0.7	0.3	0.2	0.2	0.2	0.2	0.6
SrHS	52575	1281	93.1	1.8	1.2	0.8	0.8	0.7	0.5	1.1
Total	99208	2674	95.2	1.3	0.8	0.5	0.5	0.5	0.4	0.9

6.54 - Within the past year how often have you used inhalants?

<i>Grade Level</i>	<i>N of Valid</i>	<i>N of Miss</i>	<i>Did Not Use</i>	<i>1/yr</i>	<i>6/yr</i>	<i>1/mo</i>	<i>2/mo</i>	<i>1/wk</i>	<i>3/wk</i>	<i>Every Day</i>
6th	13597	457	96.5	1.6	0.4	0.2	0.2	0.2	0.2	0.7
7th	14502	495	94.6	2.4	0.8	0.4	0.4	0.4	0.3	0.6
8th	18506	469	94.4	2.5	0.9	0.4	0.4	0.4	0.3	0.7
9th	14414	453	94.9	1.9	0.9	0.4	0.4	0.3	0.2	0.9
10th	16904	394	95.4	1.7	0.7	0.4	0.3	0.3	0.2	0.9
11th	10602	213	95.7	1.5	0.6	0.4	0.4	0.3	0.2	0.8
12th	10658	218	95.7	1.2	0.6	0.4	0.3	0.3	0.2	1.3
JrHs	46605	1421	95.1	2.2	0.8	0.4	0.3	0.3	0.3	0.7
SrHS	52578	1278	95.4	1.6	0.7	0.4	0.4	0.3	0.2	1.0
Total	99183	2699	95.2	1.9	0.7	0.4	0.3	0.3	0.2	0.8

6.55 - Within the past year how often have you used hallucinogens?

<i>Grade Level</i>	<i>N of Valid</i>	<i>N of Miss</i>	<i>Did Not Use</i>	<i>1/yr</i>	<i>6/yr</i>	<i>1/mo</i>	<i>2/mo</i>	<i>1/wk</i>	<i>3/wk</i>	<i>Every Day</i>
6th	13515	539	98.9	0.2	0.1	0.1	0.1	0.1	0.1	0.6
7th	14437	560	98.3	0.4	0.2	0.2	0.2	0.2	0.1	0.4
8th	18490	485	97.4	0.8	0.3	0.2	0.2	0.2	0.2	0.6
9th	14349	518	96.0	1.3	0.6	0.4	0.3	0.3	0.2	0.8
10th	16872	426	94.5	1.9	1.0	0.5	0.6	0.3	0.2	0.9
11th	10553	262	93.5	2.3	1.3	0.8	0.6	0.4	0.3	0.8
12th	10652	224	91.7	2.8	1.9	0.8	0.5	0.5	0.2	1.5
JrHs	46442	1584	98.1	0.5	0.2	0.2	0.2	0.2	0.1	0.5
SrHS	52426	1430	94.1	2.0	1.1	0.6	0.5	0.4	0.2	1.0
Total	98868	3014	96.0	1.3	0.7	0.4	0.3	0.3	0.2	0.8

6.56 - Within the past year how often have you used heroin?

<i>Grade Level</i>	<i>N of Valid</i>	<i>N of Miss</i>	<i>Did Not Use</i>	<i>1/yr</i>	<i>6/yr</i>	<i>1/mo</i>	<i>2/mo</i>	<i>1/wk</i>	<i>3/wk</i>	<i>Every Day</i>
6th	13522	532	98.9	0.1	0.1	0.1	0.1	0.0	0.1	0.6
7th	14441	556	98.5	0.4	0.2	0.1	0.1	0.2	0.1	0.5
8th	18472	503	98.1	0.5	0.2	0.2	0.2	0.1	0.1	0.6
9th	14350	517	97.6	0.6	0.2	0.2	0.2	0.2	0.2	0.8
10th	16884	414	97.4	0.7	0.4	0.2	0.2	0.2	0.1	0.9
11th	10558	257	96.8	0.8	0.5	0.3	0.3	0.3	0.2	0.8
12th	10636	240	96.3	0.8	0.5	0.3	0.2	0.3	0.3	1.4
JrHs	46435	1591	98.5	0.4	0.2	0.1	0.1	0.1	0.1	0.5
SrHS	52428	1428	97.1	0.7	0.4	0.2	0.2	0.2	0.2	1.0
Total	98863	3019	97.8	0.5	0.3	0.2	0.2	0.2	0.2	0.8

6.57 - Within the past year how often have you used steroids?

<i>Grade Level</i>	<i>N of Valid</i>	<i>N of Miss</i>	<i>Did Not Use</i>	<i>1/yr</i>	<i>6/yr</i>	<i>1/mo</i>	<i>2/mo</i>	<i>1/wk</i>	<i>3/wk</i>	<i>Every Day</i>
6th	13495	559	98.4	0.5	0.1	0.1	0.1	0.1	0.1	0.6
7th	14418	579	98.1	0.7	0.2	0.1	0.1	0.1	0.2	0.5
8th	18458	517	97.8	0.7	0.2	0.2	0.2	0.2	0.1	0.6
9th	14367	500	97.0	0.9	0.3	0.2	0.3	0.2	0.2	0.9
10th	16840	458	97.2	0.7	0.3	0.2	0.3	0.2	0.1	1.0
11th	10550	265	97.1	0.6	0.3	0.2	0.3	0.2	0.2	1.0
12th	10637	239	96.6	0.7	0.3	0.2	0.2	0.3	0.3	1.4
JrHs	46371	1655	98.1	0.6	0.2	0.1	0.1	0.1	0.1	0.6
SrHS	52394	1462	97.0	0.7	0.3	0.2	0.2	0.2	0.2	1.0
Total	98765	3117	97.5	0.7	0.2	0.2	0.2	0.2	0.2	0.8

6.58 - Within the past year how often have you used tobacco?

<i>Grade Level</i>	<i>N of Valid</i>	<i>N of Miss</i>	<i>Did Not Use</i>	<i>1/yr</i>	<i>6/yr</i>	<i>1/mo</i>	<i>2/mo</i>	<i>1/wk</i>	<i>3/wk</i>	<i>Every Day</i>
6th	13931	123	90.6	4.9	1.1	0.5	0.4	0.4	0.6	1.5
7th	14846	151	81.5	8.1	2.3	1.2	1.1	1.3	1.8	2.7
8th	18827	148	74.8	9.4	3.5	1.7	1.6	1.8	2.4	4.8
9th	14715	152	66.5	9.7	4.3	2.0	2.2	2.7	3.6	8.9
10th	17152	146	60.3	10.0	5.2	2.6	2.8	2.8	3.8	12.5
11th	10735	80	55.9	9.2	5.7	2.8	2.6	3.0	4.5	16.3
12th	10786	90	51.2	9.5	6.4	3.1	2.7	2.9	4.7	19.6
JrHs	47604	422	81.5	7.7	2.4	1.2	1.1	1.2	1.7	3.2
SrHS	53388	468	59.3	9.7	5.3	2.6	2.6	2.8	4.1	13.7
Total	100992	890	69.8	8.7	3.9	1.9	1.9	2.1	3.0	8.7

6.59 - Within the past year how often have you drunk alcohol?

<i>Grade Level</i>	<i>N of Valid</i>	<i>N of Miss</i>	<i>Did Not Use</i>	<i>1/yr</i>	<i>6/yr</i>	<i>1/mo</i>	<i>2/mo</i>	<i>1/wk</i>	<i>3/wk</i>	<i>Every Day</i>
6th	13894	160	79.2	14.4	2.5	1.0	0.7	0.7	0.6	0.9
7th	14798	199	67.0	18.8	5.1	2.4	2.0	1.8	1.6	1.3
8th	18798	177	55.6	21.5	8.6	3.8	3.6	3.1	2.2	1.7
9th	14680	187	43.5	20.8	10.8	5.9	6.4	6.5	3.6	2.5
10th	17126	172	34.7	19.3	13.1	7.9	9.3	9.1	4.3	2.3
11th	10715	100	31.3	15.9	13.8	8.2	11.5	11.4	5.5	2.4
12th	10763	113	27.7	14.6	14.3	9.0	12.0	13.1	6.4	3.0
JrHs	47490	536	66.0	18.6	5.7	2.5	2.3	2.0	1.5	1.3
SrHS	53284	572	35.0	18.1	12.9	7.6	9.5	9.6	4.8	2.5
Total	100774	1108	49.6	18.3	9.5	5.2	6.1	6.0	3.3	1.9

6.60 - Within the past year how often have you used illicit drugs?

<i>Grade Level</i>	<i>N of Valid</i>	<i>N of Miss</i>	<i>Did Not Use</i>	<i>1/yr</i>	<i>6/yr</i>	<i>1/mo</i>	<i>2/mo</i>	<i>1/wk</i>	<i>3/wk</i>	<i>Every Day</i>
6th	13912	142	94.1	2.6	0.6	0.4	0.3	0.3	0.3	1.3
7th	14819	178	88.2	4.5	1.5	0.9	0.8	0.9	1.3	1.9
8th	18815	160	83.5	5.6	2.2	1.4	1.4	1.5	1.8	2.6
9th	14686	181	75.2	6.4	3.1	1.9	2.3	2.8	3.3	5.0
10th	17134	164	68.0	7.8	4.1	2.9	3.3	3.8	4.0	6.1
11th	10730	85	65.4	7.3	4.7	3.1	4.0	3.7	4.6	7.1
12th	10783	93	62.6	8.0	5.9	3.3	3.5	3.8	4.4	8.5
JrHs	47546	480	88.1	4.4	1.5	0.9	0.9	1.0	1.2	2.0
SrHS	53333	523	68.4	7.4	4.3	2.7	3.2	3.5	4.0	6.5
Total	100879	1003	77.7	6.0	3.0	1.9	2.1	2.3	2.7	4.4

6.5. How Many of Your Friends

6.61 - How many of your friends smoke cigarettes?

<i>Grade Level</i>	<i>N of Valid</i>	<i>N of Miss</i>	<i>None</i>	<i>A Few</i>	<i>Several</i>	<i>Most</i>
6th	13736	318	74.2	20.8	2.8	2.2
7th	14646	351	56.4	31.6	6.9	5.0
8th	18590	385	42.3	39.0	11.3	7.3
9th	14463	404	28.7	41.8	17.2	12.2
10th	16970	328	21.2	40.8	22.4	15.5
11th	10614	201	17.6	39.1	24.5	18.8
12th	10687	189	15.3	37.0	26.6	21.1
JrHs	46972	1054	56.0	31.4	7.5	5.1
SrHS	52734	1122	21.4	40.0	22.3	16.4
Total	99706	2176	37.7	35.9	15.3	11.1

6.62 - How many of your friends use smokeless tobacco?

<i>Grade Level</i>	<i>N of Valid</i>	<i>N of Miss</i>	<i>None</i>	<i>A Few</i>	<i>Several</i>	<i>Most</i>
6th	13642	412	91.2	6.7	1.1	1.0
7th	14520	477	83.2	12.5	2.6	1.7
8th	18503	472	74.2	18.5	4.8	2.5
9th	14350	517	64.3	24.0	7.6	4.1
10th	16897	401	57.2	28.2	10.1	4.5
11th	10562	253	52.7	30.0	12.2	5.1
12th	10641	235	49.1	33.0	12.6	5.3
JrHs	46665	1361	82.0	13.2	3.0	1.8
SrHS	52450	1406	56.6	28.4	10.4	4.7
Total	99115	2767	68.5	21.2	6.9	3.3

6.63 - How many of your friends smoke cigars?

<i>Grade Level</i>	<i>N of Valid</i>	<i>N of Miss</i>	<i>None</i>	<i>A Few</i>	<i>Several</i>	<i>Most</i>
6th	13557	497	92.0	6.0	0.9	1.1
7th	14428	569	85.3	10.6	2.2	1.8
8th	18362	613	79.6	14.8	3.3	2.3
9th	14283	584	68.3	21.6	5.9	4.2
10th	16770	528	61.5	27.4	7.3	3.9
11th	10504	311	54.3	32.9	8.4	4.4
12th	10595	281	48.1	36.8	10.4	4.7
JrHs	46347	1679	85.0	10.9	2.3	1.8
SrHS	52152	1704	59.2	28.8	7.8	4.2
Total	98499	3383	71.3	20.4	5.2	3.1

6.64 - How many of your friends drink beer?

<i>Grade Level</i>	<i>N of Valid</i>	<i>N of Miss</i>	<i>None</i>	<i>A Few</i>	<i>Several</i>	<i>Most</i>
6th	13564	490	77.8	16.5	3.3	2.3
7th	14502	495	61.3	25.2	8.3	5.2
8th	18444	531	42.3	31.9	15.2	10.5
9th	14336	531	26.7	31.8	21.3	20.2
10th	16872	426	16.8	26.4	25.8	31.0
11th	10548	267	14.3	23.2	25.5	37.0
12th	10631	245	11.7	20.7	26.5	41.1
JrHs	46510	1516	58.6	25.4	9.6	6.5
SrHS	52387	1469	18.0	26.1	24.6	31.3
Total	98897	2985	37.1	25.7	17.6	19.6

6.65 - How many of your friends drink wine coolers?

<i>Grade Level</i>	<i>N of Valid</i>	<i>N of Miss</i>	<i>None</i>	<i>A Few</i>	<i>Several</i>	<i>Most</i>
6th	13520	534	80.8	13.9	3.0	2.3
7th	14444	553	65.8	21.2	7.3	5.7
8th	18391	584	49.8	28.7	11.9	9.6
9th	14290	577	34.1	30.9	18.0	17.1
10th	16826	472	24.7	31.3	22.1	21.9
11th	10516	299	21.6	30.5	23.2	24.7
12th	10620	256	18.7	30.0	25.0	26.4
JrHs	46355	1671	63.8	22.0	7.9	6.2
SrHS	52252	1604	25.4	30.8	21.8	22.1
Total	98607	3275	43.5	26.7	15.2	14.6

6.66 - How many of your friends drink liquor?

<i>Grade Level</i>	<i>N of Valid</i>	<i>N of Miss</i>	<i>None</i>	<i>A Few</i>	<i>Several</i>	<i>Most</i>
6th	13510	544	89.6	7.2	1.6	1.6
7th	14410	587	75.7	15.4	4.8	4.1
8th	18359	616	57.6	24.2	10.0	8.2
9th	14278	589	37.7	27.5	17.2	17.6
10th	16794	504	24.4	26.3	22.8	26.5
11th	10531	284	18.9	24.5	24.5	32.1
12th	10605	271	15.2	22.7	26.7	35.4
JrHs	46279	1747	72.6	16.5	5.9	5.0
SrHS	52208	1648	25.1	25.5	22.4	27.0
Total	98487	3395	47.4	21.3	14.7	16.7

6.67 - How many of your friends smoke marijuana?

<i>Grade Level</i>	<i>N of Valid</i>	<i>N of Miss</i>	<i>None</i>	<i>A Few</i>	<i>Several</i>	<i>Most</i>
6th	13466	588	91.8	5.3	1.3	1.5
7th	14395	602	78.4	12.9	4.2	4.4
8th	18367	608	62.7	21.8	7.8	7.7
9th	14254	613	44.7	26.5	13.0	15.9
10th	16786	512	33.3	27.9	18.7	20.1
11th	10496	319	29.2	29.0	19.9	21.9
12th	10623	253	25.8	30.1	21.6	22.5
JrHs	46228	1798	76.1	14.2	4.8	4.9
SrHS	52159	1697	34.1	28.2	18.0	19.8
Total	98387	3495	53.8	21.6	11.8	12.8

6.68 - How many of your friends use cocaine?

<i>Grade Level</i>	<i>N of Valid</i>	<i>N of Miss</i>	<i>None</i>	<i>A Few</i>	<i>Several</i>	<i>Most</i>
6th	13477	577	95.7	3.0	0.5	0.9
7th	14367	630	91.2	6.3	1.4	1.0
8th	18317	658	86.6	10.1	1.7	1.6
9th	14186	681	82.5	12.5	2.7	2.3
10th	16735	563	80.2	14.8	2.7	2.2
11th	10479	336	78.4	16.4	2.9	2.3
12th	10578	298	77.2	17.2	3.0	2.6
JrHs	46161	1865	90.7	6.8	1.3	1.2
SrHS	51978	1878	79.9	15.0	2.8	2.3
Total	98139	3743	85.0	11.1	2.1	1.8

6.69 - How many of your friends use uppers?

<i>Grade Level</i>	<i>N of Valid</i>	<i>N of Miss</i>	<i>None</i>	<i>A Few</i>	<i>Several</i>	<i>Most</i>
6th	13382	672	96.8	1.9	0.5	0.8
7th	14293	704	93.6	4.4	1.1	1.0
8th	18249	726	89.8	7.2	1.6	1.4
9th	14127	740	84.1	10.8	2.8	2.3
10th	16689	609	80.5	13.5	3.6	2.4
11th	10466	349	78.2	15.2	4.1	2.6
12th	10558	318	77.5	15.6	4.2	2.7
JrHs	45924	2102	93.0	4.8	1.1	1.1
SrHS	51840	2016	80.4	13.5	3.6	2.5
Total	97764	4118	86.3	9.4	2.4	1.8

6.70 - How many of your friends use downers?

<i>Grade Level</i>	<i>N of Valid</i>	<i>N of Miss</i>	<i>None</i>	<i>A Few</i>	<i>Several</i>	<i>Most</i>
6th	13381	673	97.0	1.8	0.5	0.8
7th	14315	682	94.0	4.1	1.0	0.9
8th	18250	725	90.1	7.0	1.5	1.4
9th	14158	709	84.9	10.3	2.5	2.3
10th	16671	627	81.8	12.5	3.3	2.3
11th	10434	381	79.4	14.1	3.8	2.6
12th	10550	326	79.9	13.7	3.5	2.9
JrHs	45946	2080	93.3	4.6	1.0	1.1
SrHS	51813	2043	81.8	12.5	3.2	2.5
Total	97759	4123	87.2	8.8	2.2	1.8

6.71 - How many of your friends use inhalants?

<i>Grade Level</i>	<i>N of Valid</i>	<i>N of Miss</i>	<i>None</i>	<i>A Few</i>	<i>Several</i>	<i>Most</i>
6th	13437	617	92.7	5.2	1.1	1.0
7th	14334	663	88.2	8.2	2.1	1.5
8th	18287	688	85.3	10.4	2.5	1.8
9th	14127	740	85.2	10.5	2.3	2.0
10th	16667	631	85.8	10.5	2.0	1.7
11th	10419	396	87.1	9.6	1.7	1.7
12th	10549	327	87.1	9.3	1.5	2.0
JrHs	46058	1968	88.4	8.2	2.0	1.5
SrHS	51762	2094	86.2	10.1	1.9	1.8
Total	97820	4062	87.2	9.2	1.9	1.7

6.72 - How many of your friends use hallucinogens?

<i>Grade Level</i>	<i>N of Valid</i>	<i>N of Miss</i>	<i>None</i>	<i>A Few</i>	<i>Several</i>	<i>Most</i>
6th	13351	703	97.7	1.2	0.4	0.7
7th	14290	707	95.2	3.0	0.9	0.9
8th	18235	740	91.9	5.5	1.3	1.3
9th	14120	747	87.4	8.3	2.3	2.1
10th	16648	650	83.4	10.9	3.4	2.3
11th	10406	409	80.9	13.1	3.5	2.4
12th	10548	328	79.3	13.3	4.1	3.3
JrHs	45876	2150	94.6	3.5	0.9	1.0
SrHS	51722	2134	83.2	11.1	3.2	2.5
Total	97598	4284	88.5	7.5	2.1	1.8

6.73 - How many of your friends use heroin?

<i>Grade Level</i>	<i>N of Valid</i>	<i>N of Miss</i>	<i>None</i>	<i>A Few</i>	<i>Several</i>	<i>Most</i>
6th	13377	677	97.6	1.3	0.4	0.7
7th	14321	676	95.1	3.1	0.8	0.9
8th	18203	772	92.9	4.8	1.1	1.2
9th	14100	767	90.5	6.4	1.4	1.7
10th	16608	690	90.5	6.5	1.5	1.6
11th	10409	406	89.5	7.5	1.3	1.7
12th	10543	333	89.7	6.9	1.4	2.1
JrHs	45901	2125	95.0	3.2	0.8	1.0
SrHS	51660	2196	90.1	6.7	1.4	1.7
Total	97561	4321	92.4	5.1	1.1	1.4

6.74 - How many of your friends use steroids?

<i>Grade Level</i>	<i>N of Valid</i>	<i>N of Miss</i>	<i>None</i>	<i>A Few</i>	<i>Several</i>	<i>Most</i>
6th	13353	701	97.0	1.9	0.4	0.8
7th	14323	674	94.7	3.6	0.7	1.0
8th	18240	735	92.4	5.6	0.9	1.1
9th	14150	717	89.0	7.6	1.6	1.8
10th	16635	663	87.7	9.2	1.7	1.5
11th	10438	377	86.5	10.3	1.7	1.5
12th	10541	335	87.4	9.1	1.6	1.9
JrHs	45916	2110	94.4	3.9	0.7	1.0
SrHS	51764	2092	87.7	9.0	1.6	1.7
Total	97680	4202	90.9	6.6	1.2	1.3

6.6. What Effect Do You Most Often Get When You Use

6.75 - What effect do you most often get when you smoke cigarettes?

<i>Grade Level</i>	<i>N of Valid</i>	<i>N of Miss</i>	<i>Do Not Use</i>	<i>No High</i>	<i>A Little High</i>	<i>Very High</i>	<i>Bombed/ Stoned</i>
6th	13560	494	91.3	6.2	1.3	0.4	0.7
7th	14423	574	84.3	12.8	2.0	0.4	0.5
8th	18349	626	79.2	17.0	2.8	0.4	0.6
9th	14197	670	73.6	21.4	3.7	0.4	0.9
10th	16688	610	68.8	25.0	5.0	0.3	0.9
11th	10425	390	64.9	28.5	5.2	0.5	0.9
12th	10509	367	62.7	29.7	5.8	0.4	1.4
JrHs	46332	1694	84.3	12.5	2.1	0.4	0.6
SrHS	51819	2037	68.1	25.7	4.8	0.4	1.0
Total	98151	3731	75.8	19.5	3.6	0.4	0.8

6.76 - What effect do you most often get when you use smokeless tobacco?

<i>Grade Level</i>	<i>N of Valid</i>	<i>N of Miss</i>	<i>Do Not Use</i>	<i>No High</i>	<i>A Little High</i>	<i>Very High</i>	<i>Bombed/ Stoned</i>
6th	13494	560	96.0	1.9	0.9	0.5	0.6
7th	14359	638	94.4	3.5	1.3	0.4	0.5
8th	18275	700	92.9	4.7	1.4	0.4	0.5
9th	14099	768	90.3	6.3	2.1	0.5	0.8
10th	16594	704	89.5	6.8	2.6	0.4	0.8
11th	10355	460	87.7	8.3	2.7	0.5	0.8
12th	10468	408	86.7	8.8	2.8	0.5	1.2
JrHs	46128	1898	94.3	3.5	1.2	0.5	0.5
SrHS	51516	2340	88.8	7.4	2.5	0.4	0.9
Total	97644	4238	91.4	5.5	1.9	0.4	0.7

6.77 - What effect do you most often get when you smoke cigars?

<i>Grade Level</i>	<i>N of Valid</i>	<i>N of Miss</i>	<i>Do Not Use</i>	<i>No High</i>	<i>A Little High</i>	<i>Very High</i>	<i>Bombed/ Stoned</i>
6th	13429	625	95.4	2.6	1.0	0.4	0.7
7th	14316	681	92.9	4.8	1.4	0.4	0.5
8th	18210	765	90.3	7.1	1.6	0.4	0.5
9th	14014	853	85.7	10.0	2.8	0.5	1.0
10th	16534	764	83.5	12.6	2.6	0.5	0.9
11th	10356	459	79.4	15.6	3.4	0.5	1.0
12th	10438	438	76.7	17.8	3.6	0.5	1.4
JrHs	45955	2071	92.6	5.1	1.4	0.4	0.6
SrHS	51342	2514	81.9	13.5	3.0	0.5	1.0
Total	97297	4585	87.0	9.5	2.2	0.5	0.8

6.78 - What effect do you most often get when you drink beer?

<i>Grade Level</i>	<i>N of Valid</i>	<i>N of Miss</i>	<i>Do Not Use</i>	<i>No High</i>	<i>A Little High</i>	<i>Very High</i>	<i>Bombed/Stoned</i>
6th	13404	650	88.8	6.9	2.5	0.8	1.1
7th	14313	684	81.4	11.5	4.3	1.5	1.4
8th	18213	762	71.7	14.4	8.9	2.6	2.5
9th	14066	801	61.5	15.6	13.4	5.2	4.3
10th	16568	730	51.4	14.3	18.1	8.8	7.4
11th	10371	444	47.5	12.7	20.3	10.7	8.8
12th	10453	423	44.0	11.2	21.5	13.0	10.3
JrHs	45930	2096	79.7	11.3	5.6	1.7	1.7
SrHS	51458	2398	51.9	13.7	17.9	9.1	7.4
Total	97388	4494	65.0	12.6	12.1	5.6	4.7

6.79 - What effect do you most often get when you drink wine coolers?

<i>Grade Level</i>	<i>N of Valid</i>	<i>N of Miss</i>	<i>Do Not Use</i>	<i>No High</i>	<i>A Little High</i>	<i>Very High</i>	<i>Bombed/Stoned</i>
6th	13399	655	87.0	9.4	2.2	0.6	0.9
7th	14275	722	78.4	16.2	3.6	0.8	0.9
8th	18170	805	69.6	20.7	7.0	1.4	1.4
9th	14033	834	59.1	24.8	11.4	2.3	2.4
10th	16536	762	53.2	24.7	15.4	3.5	3.2
11th	10331	484	50.3	23.8	17.9	4.6	3.4
12th	10445	431	47.7	22.3	20.5	5.1	4.4
JrHs	45844	2182	77.4	16.0	4.5	1.0	1.1
SrHS	51345	2511	53.1	24.1	15.8	3.7	3.3
Total	97189	4693	64.6	20.3	10.5	2.4	2.2

6.80 - What effect do you most often get when you drink liquor?

<i>Grade Level</i>	<i>N of Valid</i>	<i>N of Miss</i>	<i>Do Not Use</i>	<i>No High</i>	<i>A Little High</i>	<i>Very High</i>	<i>Bombed/Stoned</i>
6th	13371	683	93.5	2.7	1.4	1.1	1.3
7th	14275	722	87.5	5.8	2.9	2.0	1.8
8th	18170	805	78.2	8.7	6.2	3.6	3.2
9th	14027	840	66.3	9.5	9.9	7.3	6.9
10th	16534	764	54.4	9.7	12.1	11.9	11.9
11th	10346	469	48.0	9.2	14.2	15.0	13.6
12th	10443	433	43.1	8.4	15.0	17.3	16.3
JrHs	45816	2210	85.6	6.1	3.8	2.4	2.2
SrHS	51350	2506	54.1	9.3	12.5	12.3	11.8
Total	97166	4716	68.9	7.8	8.4	7.7	7.3

6.81 - What effect do you most often get when you smoke marijuana?

<i>Grade Level</i>	<i>N of Valid</i>	<i>N of Miss</i>	<i>Do Not Use</i>	<i>No High</i>	<i>A Little High</i>	<i>Very High</i>	<i>Bombed/Stoned</i>
6th	13364	690	95.2	0.4	0.7	1.2	2.4
7th	14271	726	90.4	0.8	1.8	2.7	4.4
8th	18188	787	85.6	0.8	2.7	4.1	6.7
9th	14030	837	76.9	1.1	3.9	7.1	11.0
10th	16520	778	70.0	1.4	5.0	8.7	14.9
11th	10342	473	67.1	1.4	5.6	10.3	15.6
12th	10415	461	64.9	1.3	6.6	11.0	16.2
JrHs	45823	2203	89.9	0.7	1.9	2.8	4.7
SrHS	51307	2549	70.3	1.3	5.1	9.1	14.2
Total	97130	4752	79.5	1.0	3.6	6.1	9.8

6.82 - What effect do you most often get when you use cocaine?

<i>Grade Level</i>	<i>N of Valid</i>	<i>N of Miss</i>	<i>Do Not Use</i>	<i>No High</i>	<i>A Little High</i>	<i>Very High</i>	<i>Bombed/Stoned</i>
6th	13360	694	96.9	0.2	0.3	0.9	1.7
7th	14246	751	96.1	0.4	0.6	0.9	2.0
8th	18175	800	95.9	0.4	0.6	1.0	2.1
9th	13992	875	94.9	0.5	0.8	1.1	2.6
10th	16500	798	94.8	0.5	0.7	1.1	2.9
11th	10338	477	93.5	0.7	0.9	1.8	3.3
12th	10417	459	92.5	0.7	1.1	2.2	3.5
JrHs	45781	2245	96.3	0.4	0.5	0.9	2.0
SrHS	51247	2609	94.1	0.6	0.8	1.5	3.0
Total	97028	4854	95.1	0.5	0.7	1.2	2.5

6.83 - What effect do you most often get when you use uppers?

<i>Grade Level</i>	<i>N of Valid</i>	<i>N of Miss</i>	<i>Do Not Use</i>	<i>No High</i>	<i>A Little High</i>	<i>Very High</i>	<i>Bombed/Stoned</i>
6th	13272	782	97.0	0.5	0.5	0.7	1.3
7th	14210	787	96.3	0.7	0.7	0.9	1.4
8th	18136	839	95.8	0.6	0.8	1.0	1.8
9th	13977	890	93.8	0.8	1.5	1.5	2.4
10th	16518	780	93.2	0.7	1.7	1.8	2.6
11th	10331	484	91.6	1.0	2.0	2.5	3.0
12th	10407	469	91.5	0.7	2.0	2.6	3.1
JrHs	45618	2408	96.3	0.6	0.7	0.9	1.5
SrHS	51233	2623	92.7	0.8	1.7	2.0	2.7
Total	96851	5031	94.4	0.7	1.3	1.5	2.2

6.84 - What effect do you most often get when you use downers?

<i>Grade Level</i>	<i>N of Valid</i>	<i>N of Miss</i>	<i>Do Not Use</i>	<i>No High</i>	<i>A Little High</i>	<i>Very High</i>	<i>Bombed/Stoned</i>
6th	13282	772	97.0	0.5	0.5	0.7	1.2
7th	14203	794	96.3	0.9	0.8	0.8	1.3
8th	18141	834	95.8	0.7	1.1	0.9	1.5
9th	13954	913	94.0	1.1	1.7	1.1	2.0
10th	16486	812	93.2	1.1	2.1	1.5	2.2
11th	10314	501	92.0	1.2	2.4	2.0	2.4
12th	10408	468	92.2	1.0	2.1	1.9	2.7
JrHs	45626	2400	96.3	0.7	0.8	0.8	1.3
SrHS	51162	2694	93.0	1.1	2.0	1.6	2.3
Total	96788	5094	94.6	0.9	1.5	1.2	1.9

6.85 - What effect do you most often get when you use inhalants?

<i>Grade Level</i>	<i>N of Valid</i>	<i>N of Miss</i>	<i>Do Not Use</i>	<i>No High</i>	<i>A Little High</i>	<i>Very High</i>	<i>Bombed/Stoned</i>
6th	13315	739	95.2	1.1	1.5	0.9	1.3
7th	14228	769	93.7	1.6	2.3	1.1	1.4
8th	18151	824	93.7	1.4	2.3	1.1	1.5
9th	13960	907	94.3	1.1	1.9	1.0	1.7
10th	16475	823	95.1	1.0	1.5	0.9	1.6
11th	10325	490	95.3	0.8	1.2	0.9	1.7
12th	10407	469	95.1	0.7	1.3	0.8	2.2
JrHs	45694	2332	94.1	1.4	2.1	1.0	1.4
SrHS	51167	2689	94.9	0.9	1.5	0.9	1.8
Total	96861	5021	94.5	1.1	1.8	1.0	1.6

6.86 - What effect do you most often get when you use hallucinogens?

<i>Grade Level</i>	<i>N of Valid</i>	<i>N of Miss</i>	<i>Do Not Use</i>	<i>No High</i>	<i>A Little High</i>	<i>Very High</i>	<i>Bombed/Stoned</i>
6th	13245	809	97.2	0.4	0.5	0.7	1.3
7th	14192	805	96.7	0.5	0.6	0.8	1.4
8th	18142	833	96.2	0.4	0.6	0.9	1.9
9th	13960	907	95.1	0.6	0.7	1.0	2.6
10th	16473	825	94.0	0.6	0.6	1.2	3.6
11th	10315	500	93.1	0.6	0.6	1.5	4.3
12th	10410	466	91.2	0.6	0.6	1.7	5.9
JrHs	45579	2447	96.6	0.4	0.6	0.8	1.5
SrHS	51158	2698	93.6	0.6	0.6	1.3	3.9
Total	96737	5145	95.0	0.5	0.6	1.1	2.8

6.87 - What effect do you most often get when you use heroin?

<i>Grade Level</i>	<i>N of Valid</i>	<i>N of Miss</i>	<i>Do Not Use</i>	<i>No High</i>	<i>A Little High</i>	<i>Very High</i>	<i>Bombed/Stoned</i>
6th	13270	784	97.1	0.3	0.4	0.6	1.6
7th	14201	796	96.7	0.5	0.5	0.7	1.6
8th	18113	862	96.9	0.3	0.5	0.6	1.7
9th	13946	921	96.4	0.5	0.5	0.6	2.0
10th	16454	844	96.7	0.5	0.3	0.6	2.0
11th	10303	512	96.0	0.5	0.5	0.8	2.3
12th	10389	487	95.8	0.5	0.5	0.7	2.6
JrHs	45584	2442	96.9	0.4	0.4	0.6	1.6
SrHS	51092	2764	96.3	0.5	0.4	0.7	2.2
Total	96676	5206	96.6	0.4	0.4	0.6	1.9

6.88 - What effect do you most often get when you use steroids?

<i>Grade Level</i>	<i>N of Valid</i>	<i>N of Miss</i>	<i>Do Not Use</i>	<i>No High</i>	<i>A Little High</i>	<i>Very High</i>	<i>Bombed/Stoned</i>
6th	13252	802	96.9	0.8	0.6	0.6	1.2
7th	14148	849	96.8	1.0	0.6	0.6	1.0
8th	18065	910	96.9	0.9	0.5	0.6	1.1
9th	13959	908	96.2	1.1	0.7	0.5	1.5
10th	16474	824	96.6	1.2	0.6	0.4	1.3
11th	10277	538	96.5	1.2	0.5	0.6	1.3
12th	10388	488	96.2	1.1	0.5	0.5	1.7
JrHs	45465	2561	96.9	0.9	0.5	0.6	1.1
SrHS	51098	2758	96.4	1.1	0.6	0.5	1.4
Total	96563	5319	96.6	1.0	0.6	0.5	1.3

6.7. When Do You Use

6.89 - When do you smoke cigarettes?

<i>Grade Level</i>	<i>N of Valid</i>	<i>N of Miss</i>	<i>Do Not Use</i>	<i>Before School</i>	<i>During School</i>	<i>After School</i>	<i>Week Nights</i>	<i>Weekends</i>
6th	14054	0	90.1	1.0	0.6	2.4	1.6	4.1
7th	14997	0	83.4	2.4	0.7	5.5	3.9	9.0
8th	18975	0	79.5	4.0	1.1	8.1	5.8	12.5
9th	14867	0	73.3	7.2	3.2	11.3	8.8	16.1
10th	17298	0	70.1	9.6	4.6	14.3	11.9	20.8
11th	10815	0	66.5	13.0	5.0	17.4	15.4	24.3
12th	10876	0	64.1	14.9	7.0	19.5	18.1	27.3
JrHs	48026	0	83.8	2.6	0.8	5.6	3.9	9.0
SrHS	53856	0	69.1	10.7	4.8	15.1	13.0	21.5
Total	101882	0	76.0	6.9	2.9	10.6	8.7	15.6

6.90 - When do you use smokeless tobacco?

<i>Grade Level</i>	<i>N of Valid</i>	<i>N of Miss</i>	<i>Do Not Use</i>	<i>Before School</i>	<i>During School</i>	<i>After School</i>	<i>Week Nights</i>	<i>Weekends</i>
6th	14054	0	93.7	0.5	0.5	0.8	0.6	1.2
7th	14997	0	92.2	0.6	0.5	1.2	0.9	2.0
8th	18975	0	91.1	0.9	0.7	1.8	1.2	3.0
9th	14867	0	88.2	1.5	1.5	2.8	1.9	4.1
10th	17298	0	88.3	1.9	2.1	3.2	2.5	4.5
11th	10815	0	87.4	2.4	2.5	3.9	3.2	5.1
12th	10876	0	86.7	2.4	2.9	4.2	3.7	6.1
JrHs	48026	0	92.2	0.7	0.6	1.3	0.9	2.2
SrHS	53856	0	87.8	2.0	2.2	3.4	2.7	4.8
Total	101882	0	89.9	1.4	1.4	2.4	1.9	3.6

6.91 - When do you smoke cigars?

<i>Grade Level</i>	<i>N of Valid</i>	<i>N of Miss</i>	<i>Do Not Use</i>	<i>Before School</i>	<i>During School</i>	<i>After School</i>	<i>Week Nights</i>	<i>Weekends</i>
6th	14054	0	93.2	0.5	0.5	0.7	0.6	1.4
7th	14997	0	90.8	0.6	0.4	1.3	1.0	3.0
8th	18975	0	89.0	0.8	0.6	1.9	1.5	4.9
9th	14867	0	84.6	1.3	1.1	2.7	2.1	7.5
10th	17298	0	83.5	1.2	1.0	2.7	2.6	9.3
11th	10815	0	81.0	1.4	1.1	3.0	3.1	11.9
12th	10876	0	78.0	1.7	1.5	3.4	3.7	14.7
JrHs	48026	0	90.8	0.6	0.5	1.4	1.1	3.3
SrHS	53856	0	82.2	1.3	1.1	2.9	2.8	10.4
Total	101882	0	86.2	1.0	0.8	2.2	2.0	7.1

6.92 - When do you drink beer?

<i>Grade Level</i>	<i>N of Valid</i>	<i>N of Miss</i>	<i>Do Not Use</i>	<i>Before School</i>	<i>During School</i>	<i>After School</i>	<i>Week Nights</i>	<i>Weekends</i>
6th	14054	0	88.2	0.6	0.4	1.3	1.6	5.3
7th	14997	0	81.3	0.7	0.5	2.4	2.9	11.0
8th	18975	0	72.6	0.9	0.6	3.7	4.8	19.7
9th	14867	0	63.1	1.4	1.0	4.0	5.7	28.0
10th	17298	0	53.5	1.3	1.1	4.6	6.7	39.1
11th	10815	0	49.6	1.3	1.2	4.4	7.7	43.1
12th	10876	0	45.5	2.0	1.7	5.3	9.6	47.3
JrHs	48026	0	79.9	0.8	0.5	2.6	3.3	12.8
SrHS	53856	0	53.7	1.5	1.2	4.6	7.2	38.5
Total	101882	0	66.1	1.1	0.9	3.6	5.3	26.4

6.93 - When do you drink wine coolers?

<i>Grade Level</i>	<i>N of Valid</i>	<i>N of Miss</i>	<i>Do Not Use</i>	<i>Before School</i>	<i>During School</i>	<i>After School</i>	<i>Week Nights</i>	<i>Weekends</i>
6th	14054	0	86.2	0.6	0.5	1.2	2.0	7.0
7th	14997	0	78.3	0.7	0.4	2.5	3.3	13.5
8th	18975	0	71.2	0.9	0.6	3.6	4.7	20.8
9th	14867	0	60.6	1.3	0.9	4.0	5.7	29.5
10th	17298	0	55.7	1.2	0.9	3.7	6.2	36.1
11th	10815	0	52.6	1.1	1.1	3.5	6.4	39.5
12th	10876	0	50.0	1.4	1.4	3.2	6.7	42.4
JrHs	48026	0	77.8	0.7	0.5	2.6	3.5	14.5
SrHS	53856	0	55.3	1.2	1.1	3.7	6.2	36.2
Total	101882	0	65.9	1.0	0.8	3.1	4.9	26.0

6.94 - When do you drink liquor?

<i>Grade Level</i>	<i>N of Valid</i>	<i>N of Miss</i>	<i>Do Not Use</i>	<i>Before School</i>	<i>During School</i>	<i>After School</i>	<i>Week Nights</i>	<i>Weekends</i>
6th	14054	0	91.0	0.5	0.4	0.7	0.9	3.0
7th	14997	0	86.1	0.5	0.4	1.5	1.9	7.0
8th	18975	0	77.7	0.9	0.6	2.7	3.2	15.0
9th	14867	0	65.9	1.2	1.1	3.4	4.6	25.3
10th	17298	0	55.8	1.3	1.2	3.8	5.9	36.7
11th	10815	0	49.3	1.3	1.3	3.7	6.9	43.3
12th	10876	0	44.7	1.7	1.9	4.3	7.8	48.0
JrHs	48026	0	84.2	0.6	0.5	1.7	2.1	9.0
SrHS	53856	0	55.0	1.4	1.3	3.8	6.1	37.1
Total	101882	0	68.8	1.0	0.9	2.8	4.2	23.9

6.95 - When do you smoke marijuana?

<i>Grade Level</i>	<i>N of Valid</i>	<i>N of Miss</i>	<i>Do Not Use</i>	<i>Before School</i>	<i>During School</i>	<i>After School</i>	<i>Week Nights</i>	<i>Weekends</i>
6th	14054	0	92.5	0.5	0.5	0.7	0.8	1.7
7th	14997	0	88.3	1.2	0.7	2.1	1.9	5.1
8th	18975	0	84.5	2.0	0.9	3.6	3.5	8.8
9th	14867	0	75.7	3.9	1.9	6.3	6.7	15.4
10th	17298	0	70.4	5.3	3.0	8.7	9.1	21.7
11th	10815	0	68.5	5.8	3.0	9.7	10.8	23.9
12th	10876	0	66.0	7.2	4.4	11.2	13.0	25.9
JrHs	48026	0	88.0	1.3	0.7	2.3	2.2	5.5
SrHS	53856	0	70.6	5.4	3.0	8.7	9.6	21.3
Total	101882	0	78.8	3.5	1.9	5.7	6.1	13.9

6.96 - When do you use cocaine?

<i>Grade Level</i>	<i>N of Valid</i>	<i>N of Miss</i>	<i>Do Not Use</i>	<i>Before School</i>	<i>During School</i>	<i>After School</i>	<i>Week Nights</i>	<i>Weekends</i>
6th	14054	0	93.7	0.3	0.5	0.4	0.4	0.6
7th	14997	0	93.1	0.4	0.4	0.6	0.4	1.0
8th	18975	0	92.9	0.5	0.5	0.6	0.6	1.4
9th	14867	0	90.8	0.7	0.8	0.8	0.9	2.0
10th	17298	0	91.3	0.7	0.9	0.9	0.9	2.5
11th	10815	0	90.3	1.1	1.0	1.4	1.6	3.6
12th	10876	0	89.6	1.2	1.4	1.5	1.6	3.9
JrHs	48026	0	93.2	0.4	0.5	0.5	0.5	1.0
SrHS	53856	0	90.6	0.9	1.0	1.1	1.2	2.9
Total	101882	0	91.8	0.7	0.7	0.8	0.9	2.0

6.97 - When do you use uppers?

<i>Grade Level</i>	<i>N of Valid</i>	<i>N of Miss</i>	<i>Do Not Use</i>	<i>Before School</i>	<i>During School</i>	<i>After School</i>	<i>Week Nights</i>	<i>Weekends</i>
6th	14054	0	93.0	0.4	0.5	0.4	0.4	0.5
7th	14997	0	93.0	0.4	0.5	0.5	0.4	0.9
8th	18975	0	92.4	0.6	0.6	0.7	0.7	1.5
9th	14867	0	89.7	1.2	1.3	1.2	1.1	2.6
10th	17298	0	89.6	1.4	1.7	1.3	1.5	3.4
11th	10815	0	88.7	1.7	1.7	1.8	2.0	4.5
12th	10876	0	88.4	1.9	2.1	1.8	2.2	4.6
JrHs	48026	0	92.8	0.5	0.5	0.6	0.6	1.1
SrHS	53856	0	89.2	1.5	1.7	1.5	1.6	3.6
Total	101882	0	90.9	1.0	1.1	1.0	1.1	2.4

6.98 - When do you use downers?

<i>Grade Level</i>	<i>N of Valid</i>	<i>N of Miss</i>	<i>Do Not Use</i>	<i>Before School</i>	<i>During School</i>	<i>After School</i>	<i>Week Nights</i>	<i>Weekends</i>
6th	14054	0	92.8	0.4	0.5	0.4	0.5	0.6
7th	14997	0	92.8	0.4	0.4	0.6	0.5	0.8
8th	18975	0	92.4	0.6	0.6	0.7	0.8	1.4
9th	14867	0	89.7	1.1	1.2	1.3	1.5	2.4
10th	17298	0	89.7	1.3	1.5	1.5	1.7	3.2
11th	10815	0	88.8	1.5	1.7	1.8	2.1	4.3
12th	10876	0	89.1	1.5	1.7	1.7	2.3	4.1
JrHs	48026	0	92.6	0.5	0.5	0.6	0.6	1.0
SrHS	53856	0	89.4	1.3	1.5	1.5	1.8	3.4
Total	101882	0	90.9	0.9	1.1	1.1	1.2	2.3

6.99 - When do you use inhalants?

<i>Grade Level</i>	<i>N of Valid</i>	<i>N of Miss</i>	<i>Do Not Use</i>	<i>Before School</i>	<i>During School</i>	<i>After School</i>	<i>Week Nights</i>	<i>Weekends</i>
6th	14054	0	92.1	0.5	1.2	0.7	0.6	1.0
7th	14997	0	91.1	0.7	1.6	1.1	1.0	1.5
8th	18975	0	91.4	0.6	1.4	1.2	1.0	2.0
9th	14867	0	90.3	0.8	1.2	1.1	1.1	1.8
10th	17298	0	91.5	0.7	1.2	1.0	1.0	1.7
11th	10815	0	91.9	0.7	1.0	1.0	1.1	1.9
12th	10876	0	91.6	0.8	1.3	1.0	1.0	1.8
JrHs	48026	0	91.5	0.6	1.4	1.0	0.9	1.5
SrHS	53856	0	91.3	0.7	1.2	1.0	1.0	1.8
Total	101882	0	91.4	0.7	1.3	1.0	1.0	1.7

6.100 - When do you use hallucinogens?

<i>Grade Level</i>	<i>N of Valid</i>	<i>N of Miss</i>	<i>Do Not Use</i>	<i>Before School</i>	<i>During School</i>	<i>After School</i>	<i>Week Nights</i>	<i>Weekends</i>
6th	14054	0	92.7	0.3	0.4	0.4	0.4	0.5
7th	14997	0	93.1	0.3	0.4	0.4	0.4	0.6
8th	18975	0	92.8	0.4	0.5	0.6	0.6	1.4
9th	14867	0	90.5	0.7	0.8	0.9	0.9	2.2
10th	17298	0	90.3	0.7	1.0	0.9	1.0	3.3
11th	10815	0	89.9	0.8	0.9	1.0	1.2	3.9
12th	10876	0	88.4	1.1	1.5	1.3	1.6	5.3
JrHs	48026	0	92.8	0.4	0.4	0.5	0.5	0.9
SrHS	53856	0	89.9	0.8	1.0	1.0	1.1	3.5
Total	101882	0	91.3	0.6	0.7	0.7	0.8	2.3

6.101 - When do you use heroin?

<i>Grade Level</i>	<i>N of Valid</i>	<i>N of Miss</i>	<i>Do Not Use</i>	<i>Before School</i>	<i>During School</i>	<i>After School</i>	<i>Week Nights</i>	<i>Weekends</i>
6th	14054	0	92.9	0.3	0.4	0.4	0.4	0.4
7th	14997	0	92.9	0.3	0.3	0.4	0.4	0.7
8th	18975	0	93.1	0.4	0.4	0.5	0.4	1.0
9th	14867	0	91.3	0.6	0.7	0.7	0.6	1.2
10th	17298	0	92.5	0.5	0.8	0.7	0.6	1.2
11th	10815	0	92.2	0.7	0.7	0.9	0.9	1.8
12th	10876	0	91.9	0.9	1.3	1.0	0.8	1.8
JrHs	48026	0	92.9	0.4	0.4	0.4	0.4	0.7
SrHS	53856	0	92.0	0.6	0.9	0.8	0.7	1.4
Total	101882	0	92.4	0.5	0.6	0.6	0.6	1.1

6.102 - When do you use steroids?

<i>Grade Level</i>	<i>N of Valid</i>	<i>N of Miss</i>	<i>Do Not Use</i>	<i>Before School</i>	<i>During School</i>	<i>After School</i>	<i>Week Nights</i>	<i>Weekends</i>
6th	14054	0	92.2	0.4	0.4	0.5	0.5	0.6
7th	14997	0	92.6	0.4	0.3	0.4	0.4	0.7
8th	18975	0	92.8	0.5	0.5	0.5	0.5	0.9
9th	14867	0	90.8	0.7	0.8	0.8	0.8	1.2
10th	17298	0	92.3	0.6	0.8	0.9	0.7	1.0
11th	10815	0	92.1	0.7	0.8	1.0	0.8	1.1
12th	10876	0	92.1	0.8	1.2	1.1	0.7	1.1
JrHs	48026	0	92.5	0.5	0.4	0.5	0.5	0.7
SrHS	53856	0	91.8	0.7	0.9	0.9	0.8	1.1
Total	101882	0	92.2	0.6	0.6	0.7	0.6	0.9

6.103 - When do you use any tobacco?

<i>Grade Level</i>	<i>N of Valid</i>	<i>N of Miss</i>	<i>Do Not Use</i>	<i>Before School</i>	<i>During School</i>	<i>After School</i>	<i>Week Nights</i>	<i>Weekends</i>
6th	14054	0	95.0	0.7	0.6	1.1	0.8	2.0
7th	14997	0	94.1	1.0	0.6	2.1	1.5	4.0
8th	18975	0	93.4	1.3	1.0	3.1	2.3	6.4
9th	14867	0	91.2	2.2	2.0	4.6	3.3	9.4
10th	17298	0	91.4	2.6	2.6	5.0	4.4	11.5
11th	10815	0	90.4	3.2	3.0	5.9	5.4	14.0
12th	10876	0	89.9	3.4	3.4	6.5	6.4	17.0
JrHs	48026	0	94.1	1.0	0.7	2.2	1.6	4.4
SrHS	53856	0	90.8	2.8	2.7	5.4	4.7	12.5
Total	101882	0	92.4	1.9	1.8	3.9	3.2	8.7

6.104 - When do you use any alcohol?

<i>Grade Level</i>	<i>N of Valid</i>	<i>N of Miss</i>	<i>Do Not Use</i>	<i>Before School</i>	<i>During School</i>	<i>After School</i>	<i>Week Nights</i>	<i>Weekends</i>
6th	14054	0	93.3	0.9	0.6	1.9	2.9	9.4
7th	14997	0	89.4	1.3	0.8	3.7	4.7	17.5
8th	18975	0	83.3	1.5	1.0	5.5	6.9	27.3
9th	14867	0	75.2	2.1	1.6	5.9	8.3	38.9
10th	17298	0	69.0	2.1	1.7	6.2	9.6	49.4
11th	10815	0	65.4	1.9	1.9	6.0	10.7	54.4
12th	10876	0	62.8	2.7	2.4	6.6	12.3	58.7
JrHs	48026	0	88.2	1.2	0.8	3.9	5.1	19.0
SrHS	53856	0	68.7	2.2	1.9	6.1	10.0	49.4
Total	101882	0	77.9	1.7	1.4	5.1	7.7	35.1

6.105 - When do you use any illicit drug?

<i>Grade Level</i>	<i>N of Valid</i>	<i>N of Miss</i>	<i>Do Not Use</i>	<i>Before School</i>	<i>During School</i>	<i>After School</i>	<i>Week Nights</i>	<i>Weekends</i>
6th	14054	0	95.6	1.1	1.6	1.5	1.4	2.6
7th	14997	0	95.4	2.2	2.2	3.4	3.1	6.6
8th	18975	0	95.3	2.9	2.6	5.1	4.8	10.4
9th	14867	0	93.9	5.4	3.9	7.8	8.0	16.9
10th	17298	0	94.8	6.7	5.1	10.2	10.5	23.2
11th	10815	0	94.7	7.4	5.2	11.4	12.6	25.8
12th	10876	0	94.2	8.7	6.5	12.8	14.5	27.8
JrHs	48026	0	95.4	2.2	2.2	3.5	3.3	6.9
SrHS	53856	0	94.4	6.9	5.1	10.3	11.0	22.9
Total	101882	0	94.9	4.7	3.7	7.1	7.4	15.4

6.8. While At School Have You

6.106 - While at school have you carried a gun?

<i>Grade Level</i>	<i>N of Valid</i>	<i>N of Miss</i>	<i>Never</i>	<i>One Time</i>	<i>2-5 Times</i>	<i>6 or More Times</i>
6th	13661	393	98.6	0.4	0.3	0.7
7th	14585	412	98.3	0.8	0.3	0.6
8th	18499	476	98.1	0.8	0.3	0.8
9th	14332	535	97.2	1.0	0.6	1.2
10th	16788	510	97.5	0.8	0.4	1.3
11th	10493	322	97.3	0.9	0.6	1.3
12th	10567	309	96.7	1.1	0.5	1.7
JrHs	46745	1281	98.3	0.7	0.3	0.7
SrHS	52180	1676	97.2	1.0	0.5	1.4
Total	98925	2957	97.7	0.8	0.4	1.1

6.107 - While at school have you carried a knife, club or other weapon?

<i>Grade Level</i>	<i>N of Valid</i>	<i>N of Miss</i>	<i>Never</i>	<i>One Time</i>	<i>2-5 Times</i>	<i>6 or More Times</i>
6th	13624	430	94.0	3.9	1.0	1.1
7th	14562	435	90.5	6.1	1.9	1.6
8th	18463	512	88.7	6.6	2.5	2.2
9th	14312	555	86.5	6.6	3.2	3.7
10th	16774	524	86.3	6.1	3.3	4.3
11th	10480	335	86.2	5.3	3.4	5.1
12th	10550	326	86.7	4.2	3.1	5.9
JrHs	46649	1377	90.8	5.6	1.9	1.7
SrHS	52116	1740	86.4	5.7	3.2	4.6
Total	98765	3117	88.5	5.7	2.6	3.2

6.108 - While at school have you threatened a student with a gun, knife or club?

<i>Grade Level</i>	<i>N of Valid</i>	<i>N of Miss</i>	<i>Never</i>	<i>One Time</i>	<i>2-5 Times</i>	<i>6 or More Times</i>
6th	13559	495	97.3	1.3	0.5	0.8
7th	14442	555	96.2	2.0	0.8	1.0
8th	18350	625	95.3	2.4	1.0	1.3
9th	14224	643	93.7	2.9	1.5	1.8
10th	16652	646	94.9	2.2	1.3	1.6
11th	10438	377	94.7	2.3	1.4	1.6
12th	10504	372	95.4	1.7	1.2	1.8
JrHs	46351	1675	96.2	2.0	0.8	1.1
SrHS	51818	2038	94.6	2.3	1.4	1.7
Total	98169	3713	95.4	2.2	1.1	1.4

6.109 - While at school have you threatened to hurt a student by hitting, slapping or kicking?

<i>Grade Level</i>	<i>N of Valid</i>	<i>N of Miss</i>	<i>Never</i>	<i>One Time</i>	<i>2-5 Times</i>	<i>6 or More Times</i>
6th	13596	458	71.3	14.2	8.2	6.3
7th	14523	474	61.8	15.4	12.4	10.3
8th	18452	523	58.9	15.3	14.1	11.6
9th	14287	580	59.6	13.6	14.3	12.5
10th	16748	550	61.5	13.0	14.1	11.5
11th	10475	340	66.5	11.4	12.2	9.9
12th	10548	328	70.8	10.2	10.7	8.3
JrHs	46571	1455	63.4	15.0	11.9	9.7
SrHS	52058	1798	63.9	12.3	13.0	10.8
Total	98629	3253	63.7	13.6	12.5	10.3

6.110 - While at school have you hurt a student by using a gun, knife or club?

<i>Grade Level</i>	<i>N of Valid</i>	<i>N of Miss</i>	<i>Never</i>	<i>One Time</i>	<i>2-5 Times</i>	<i>6 or More Times</i>
6th	13579	475	98.2	0.8	0.3	0.7
7th	14474	523	97.5	1.2	0.4	0.8
8th	18372	603	97.1	1.3	0.7	0.9
9th	14236	631	95.9	1.8	1.0	1.3
10th	16710	588	96.6	1.5	0.7	1.2
11th	10438	377	96.7	1.3	0.8	1.2
12th	10536	340	96.6	1.2	0.6	1.5
JrHs	46425	1601	97.6	1.1	0.5	0.8
SrHS	51920	1936	96.4	1.5	0.8	1.3
Total	98345	3537	97.0	1.3	0.7	1.1

6.111 - While at school have you hurt a student by hitting, slapping or kicking?

<i>Grade Level</i>	<i>N of Valid</i>	<i>N of Miss</i>	<i>Never</i>	<i>One Time</i>	<i>2-5 Times</i>	<i>6 or More Times</i>
6th	13567	487	74.9	13.6	7.0	4.5
7th	14463	534	67.8	15.3	9.9	7.0
8th	18383	592	65.6	15.3	11.6	7.5
9th	14242	625	67.6	13.3	11.3	7.9
10th	16703	595	70.8	12.5	9.8	6.8
11th	10461	354	75.9	10.8	8.0	5.2
12th	10531	345	80.2	8.7	6.7	4.4
JrHs	46413	1613	69.0	14.8	9.7	6.5
SrHS	51937	1919	72.9	11.6	9.2	6.3
Total	98350	3532	71.0	13.1	9.5	6.4

6.112 - While at school have you been threatened with a gun, knife or club by a student?

<i>Grade Level</i>	<i>N of Valid</i>	<i>N of Miss</i>	<i>Never</i>	<i>One Time</i>	<i>2-5 Times</i>	<i>6 or More Times</i>
6th	13537	517	90.3	6.3	2.0	1.4
7th	14451	546	88.7	7.0	2.6	1.7
8th	18354	621	88.1	7.3	2.9	1.8
9th	14230	637	88.0	6.7	3.1	2.2
10th	16701	597	88.7	6.3	3.1	1.9
11th	10434	381	91.0	4.8	2.4	1.7
12th	10518	358	92.0	3.9	2.1	1.9
JrHs	46342	1684	88.9	6.9	2.5	1.6
SrHS	51883	1973	89.7	5.6	2.8	1.9
Total	98225	3657	89.3	6.2	2.6	1.8

6.113 - While at school have you had a student threaten to hit, slap or kick you?

<i>Grade Level</i>	<i>N of Valid</i>	<i>N of Miss</i>	<i>Never</i>	<i>One Time</i>	<i>2-5 Times</i>	<i>6 or More Times</i>
6th	13556	498	59.9	18.6	12.5	9.0
7th	14461	536	57.0	18.7	14.1	10.2
8th	18401	574	56.0	18.9	15.1	10.1
9th	14234	633	59.7	17.3	13.8	9.2
10th	16709	589	61.7	16.6	13.4	8.3
11th	10448	367	69.3	13.7	10.5	6.5
12th	10527	349	73.3	12.1	8.9	5.7
JrHs	46418	1608	57.5	18.7	14.0	9.8
SrHS	51918	1938	65.0	15.3	12.0	7.7
Total	98336	3546	61.5	16.9	13.0	8.7

6.114 - While at school have you been afraid a student may hurt you?

<i>Grade Level</i>	<i>N of Valid</i>	<i>N of Miss</i>	<i>Never</i>	<i>One Time</i>	<i>2-5 Times</i>	<i>6 or More Times</i>
6th	13543	511	70.5	16.4	7.3	5.7
7th	14444	553	72.8	15.7	6.9	4.6
8th	18366	609	74.2	15.2	6.6	4.0
9th	14229	638	77.7	13.5	5.5	3.2
10th	16719	579	78.7	13.2	5.2	2.9
11th	10446	369	84.6	9.8	3.6	2.1
12th	10520	356	85.9	8.7	3.2	2.3
JrHs	46353	1673	72.7	15.7	6.9	4.7
SrHS	51914	1942	81.1	11.7	4.6	2.7
Total	98267	3615	77.1	13.6	5.6	3.7

6.115 - While at school have you been hurt by a student using a gun, knife or club?

<i>Grade Level</i>	<i>N of Valid</i>	<i>N of Miss</i>	<i>Never</i>	<i>One Time</i>	<i>2-5 Times</i>	<i>6 or More Times</i>
6th	13535	519	97.9	1.2	0.3	0.6
7th	14461	536	97.4	1.5	0.5	0.6
8th	18376	599	97.2	1.6	0.6	0.6
9th	14239	628	96.4	1.9	0.7	1.0
10th	16701	597	97.1	1.3	0.6	1.0
11th	10452	363	97.5	1.1	0.5	1.0
12th	10520	356	97.4	1.1	0.5	1.1
JrHs	46372	1654	97.5	1.4	0.5	0.6
SrHS	51912	1944	97.1	1.4	0.6	1.0
Total	98284	3598	97.3	1.4	0.5	0.8

6.116 - While at school have you been hurt by a student who hit, slapped or kicked you?

<i>Grade Level</i>	<i>N of Valid</i>	<i>N of Miss</i>	<i>Never</i>	<i>One Time</i>	<i>2-5 Times</i>	<i>6 or More Times</i>
6th	13522	532	71.4	15.9	7.6	5.1
7th	14439	558	74.3	14.0	7.1	4.6
8th	18354	621	75.4	13.8	6.9	3.9
9th	14210	657	81.2	10.5	5.2	3.0
10th	16688	610	84.0	9.2	4.1	2.7
11th	10438	377	88.6	6.4	3.0	2.0
12th	10507	369	90.2	5.3	2.3	2.1
JrHs	46315	1711	73.9	14.5	7.2	4.5
SrHS	51843	2013	85.5	8.2	3.8	2.5
Total	98158	3724	80.0	11.2	5.4	3.4

6.9. When Did You First

6.117 - When did you first smoke cigarettes?

<i>Grade Level</i>	<i>N of Valid</i>	<i>N of Miss</i>	<i>Never Used</i>	-10	10-11	12-13	14-15	16-17	18-19	20+
6th	13515	539	89.3	5.9	3.8	0.9	0.0	0.0	0.0	0.1
7th	14427	570	79.4	7.9	7.8	4.6	0.2	0.0	0.0	0.2
8th	18345	630	72.6	8.0	9.6	8.6	1.0	0.0	0.0	0.2
9th	14184	683	64.5	7.7	9.8	12.4	5.1	0.3	0.0	0.3
10th	16661	637	57.8	7.1	10.3	14.7	8.9	1.1	0.0	0.2
11th	10415	400	52.5	6.2	10.1	14.9	11.1	4.8	0.1	0.3
12th	10464	412	49.3	5.4	8.5	15.5	11.5	8.6	0.9	0.2
JrHs	46287	1739	79.6	7.3	7.3	5.1	0.5	0.0	0.0	0.2
SrHS	51724	2132	56.8	6.8	9.7	14.3	8.8	3.1	0.2	0.2
Total	98011	3871	67.6	7.0	8.6	9.9	4.9	1.7	0.1	0.2

6.118 - When did you first use smokeless tobacco?

<i>Grade Level</i>	<i>N of Valid</i>	<i>N of Miss</i>	<i>Never Used</i>	-10	10-11	12-13	14-15	16-17	18-19	20+
6th	13482	572	97.1	1.5	0.9	0.3	0.0	0.0	0.0	0.1
7th	14392	605	95.0	2.1	1.4	1.2	0.1	0.0	0.0	0.1
8th	18298	677	92.7	2.1	2.1	2.3	0.5	0.0	0.0	0.2
9th	14117	750	89.6	2.5	2.3	3.2	2.0	0.1	0.0	0.2
10th	16590	708	87.7	2.2	2.1	3.6	3.7	0.5	0.0	0.2
11th	10391	424	85.0	2.5	2.3	4.1	4.1	1.7	0.1	0.2
12th	10422	454	82.8	2.7	2.5	3.8	4.2	3.4	0.4	0.2
JrHs	46172	1854	94.7	1.9	1.5	1.4	0.2	0.0	0.0	0.1
SrHS	51520	2336	86.7	2.4	2.3	3.6	3.4	1.2	0.1	0.2
Total	97692	4190	90.5	2.2	1.9	2.6	1.9	0.7	0.1	0.2

6.119 - When did you first smoke cigars?

<i>Grade Level</i>	<i>N of Valid</i>	<i>N of Miss</i>	<i>Never Used</i>	-10	10-11	12-13	14-15	16-17	18-19	20+
6th	13423	631	96.4	1.6	1.3	0.4	0.0	0.0	0.0	0.1
7th	14343	654	93.0	2.3	2.5	1.9	0.1	0.0	0.0	0.1
8th	18216	759	89.5	2.4	3.3	3.8	0.8	0.1	0.0	0.2
9th	14065	802	84.1	2.7	3.5	6.0	3.3	0.2	0.0	0.2
10th	16508	790	79.9	2.1	3.3	7.0	6.4	1.0	0.0	0.2
11th	10350	465	74.8	2.3	3.6	7.2	8.1	3.6	0.1	0.3
12th	10409	467	70.1	2.3	2.8	6.9	8.9	7.7	1.1	0.2
JrHs	45982	2044	92.6	2.2	2.5	2.2	0.3	0.0	0.0	0.1
SrHS	51332	2524	78.0	2.3	3.3	6.7	6.4	2.7	0.3	0.2
Total	97314	4568	84.9	2.3	2.9	4.6	3.5	1.4	0.2	0.2

6.120 - When did you first drink beer?

<i>Grade Level</i>	<i>N of Valid</i>	<i>N of Miss</i>	<i>Never Used</i>	<i>-10</i>	<i>10-11</i>	<i>12-13</i>	<i>14-15</i>	<i>16-17</i>	<i>18-19</i>	<i>20+</i>
6th	13393	661	86.1	7.6	4.8	1.2	0.1	0.0	0.0	0.1
7th	14344	653	77.1	8.9	7.7	5.7	0.3	0.0	0.0	0.2
8th	18245	730	65.5	9.4	10.2	12.4	2.1	0.0	0.0	0.2
9th	14073	794	54.9	8.9	9.7	16.1	9.7	0.5	0.0	0.3
10th	16572	726	43.9	7.8	8.8	18.6	18.3	2.3	0.1	0.2
11th	10372	443	39.0	7.2	6.8	16.7	21.3	8.6	0.2	0.3
12th	10421	455	35.7	6.4	5.0	14.4	22.0	15.0	1.2	0.2
JrHs	45982	2044	75.1	8.7	7.9	7.1	1.0	0.0	0.0	0.2
SrHS	51438	2418	44.3	7.7	7.9	16.7	17.3	5.6	0.3	0.2
Total	97420	4462	58.8	8.2	7.9	12.1	9.6	3.0	0.2	0.2

6.121 - When did you first drink wine coolers?

<i>Grade Level</i>	<i>N of Valid</i>	<i>N of Miss</i>	<i>Never Used</i>	<i>-10</i>	<i>10-11</i>	<i>12-13</i>	<i>14-15</i>	<i>16-17</i>	<i>18-19</i>	<i>20+</i>
6th	13407	647	85.7	5.5	6.6	2.0	0.1	0.0	0.0	0.1
7th	14325	672	75.3	6.6	9.6	7.8	0.4	0.0	0.0	0.2
8th	18197	778	65.9	6.7	10.4	14.1	2.6	0.0	0.0	0.2
9th	14077	790	54.1	6.6	10.1	17.5	10.9	0.5	0.0	0.3
10th	16548	750	47.0	5.9	8.7	18.2	17.3	2.6	0.1	0.2
11th	10346	469	42.2	5.2	6.9	16.0	20.4	8.8	0.2	0.2
12th	10419	457	38.2	4.7	5.0	14.1	21.2	15.3	1.3	0.2
JrHs	45929	2097	74.6	6.3	9.0	8.6	1.2	0.0	0.0	0.2
SrHS	51390	2466	46.2	5.7	8.0	16.7	16.9	5.8	0.3	0.2
Total	97319	4563	59.6	6.0	8.5	12.9	9.5	3.1	0.2	0.2

6.122 - When did you first drink liquor?

<i>Grade Level</i>	<i>N of Valid</i>	<i>N of Miss</i>	<i>Never Used</i>	<i>-10</i>	<i>10-11</i>	<i>12-13</i>	<i>14-15</i>	<i>16-17</i>	<i>18-19</i>	<i>20+</i>
6th	13408	646	94.2	2.3	2.5	0.8	0.1	0.0	0.0	0.1
7th	14335	662	87.3	3.4	4.4	4.4	0.3	0.0	0.0	0.2
8th	18220	755	76.6	3.9	6.6	10.3	2.3	0.1	0.0	0.2
9th	14084	783	63.6	4.3	6.4	14.1	10.8	0.6	0.0	0.3
10th	16549	749	50.6	3.8	6.0	16.8	19.9	2.7	0.1	0.2
11th	10374	441	43.1	3.4	4.9	15.0	22.4	10.6	0.3	0.2
12th	10411	465	37.0	3.4	3.6	12.5	23.1	18.5	1.5	0.2
JrHs	45963	2063	85.0	3.3	4.7	5.7	1.0	0.1	0.0	0.2
SrHS	51418	2438	49.9	3.8	5.4	14.8	18.6	6.9	0.4	0.2
Total	97381	4501	66.5	3.5	5.1	10.5	10.3	3.7	0.2	0.2

6.123 - When did you first smoke marijuana?

<i>Grade Level</i>	<i>N of Valid</i>	<i>N of Miss</i>	<i>Never Used</i>	<i>-10</i>	<i>10-11</i>	<i>12-13</i>	<i>14-15</i>	<i>16-17</i>	<i>18-19</i>	<i>20+</i>
6th	13410	644	97.3	1.0	0.9	0.6	0.1	0.0	0.0	0.1
7th	14361	636	92.1	1.6	2.4	3.4	0.3	0.0	0.0	0.2
8th	18237	738	86.7	1.7	3.3	6.3	1.7	0.0	0.0	0.2
9th	14074	793	77.1	2.3	3.6	8.9	7.5	0.3	0.0	0.2
10th	16553	745	68.4	2.1	3.6	10.3	13.2	2.1	0.1	0.2
11th	10377	438	64.0	1.9	3.3	9.1	13.7	7.5	0.2	0.3
12th	10415	461	60.1	2.0	2.7	8.4	13.5	12.0	1.0	0.3
JrHs	46008	2018	91.5	1.5	2.3	3.7	0.8	0.0	0.0	0.2
SrHS	51419	2437	68.2	2.1	3.3	9.3	11.8	4.7	0.3	0.3
Total	97427	4455	79.2	1.8	2.9	6.7	6.6	2.5	0.2	0.2

6.124 - When did you first use cocaine?

<i>Grade Level</i>	<i>N of Valid</i>	<i>N of Miss</i>	<i>Never Used</i>	<i>-10</i>	<i>10-11</i>	<i>12-13</i>	<i>14-15</i>	<i>16-17</i>	<i>18-19</i>	<i>20+</i>
6th	13416	638	98.9	0.5	0.2	0.2	0.1	0.0	0.0	0.1
7th	14338	659	98.0	0.5	0.5	0.7	0.1	0.1	0.0	0.1
8th	18239	736	97.3	0.6	0.5	0.9	0.4	0.1	0.0	0.2
9th	14066	801	96.0	0.9	0.6	1.0	1.2	0.2	0.0	0.2
10th	16559	739	95.2	0.8	0.4	0.9	1.8	0.7	0.1	0.2
11th	10333	482	93.4	0.9	0.3	0.8	2.1	2.2	0.1	0.3
12th	10415	461	92.2	1.2	0.4	0.6	1.7	3.0	0.6	0.3
JrHs	45993	2033	98.0	0.6	0.4	0.6	0.2	0.0	0.0	0.1
SrHS	51373	2483	94.4	0.9	0.4	0.8	1.7	1.3	0.2	0.2
Total	97366	4516	96.1	0.8	0.4	0.7	1.0	0.7	0.1	0.2

6.125 - When did you first use uppers?

<i>Grade Level</i>	<i>N of Valid</i>	<i>N of Miss</i>	<i>Never Used</i>	<i>-10</i>	<i>10-11</i>	<i>12-13</i>	<i>14-15</i>	<i>16-17</i>	<i>18-19</i>	<i>20+</i>
6th	13320	734	98.8	0.6	0.2	0.2	0.1	0.1	0.0	0.1
7th	14322	675	98.0	0.6	0.5	0.6	0.1	0.0	0.0	0.1
8th	18204	771	97.1	0.6	0.6	1.1	0.4	0.1	0.0	0.2
9th	14058	809	94.9	0.9	0.7	1.5	1.7	0.1	0.0	0.2
10th	16551	747	93.3	0.8	0.5	1.7	2.7	0.7	0.1	0.2
11th	10340	475	91.4	0.9	0.4	1.5	3.1	2.4	0.1	0.2
12th	10427	449	90.9	1.2	0.6	1.0	2.3	3.3	0.5	0.2
JrHs	45846	2180	97.9	0.6	0.4	0.7	0.2	0.1	0.0	0.2
SrHS	51376	2480	92.9	0.9	0.5	1.5	2.4	1.4	0.2	0.2
Total	97222	4660	95.2	0.8	0.5	1.1	1.4	0.8	0.1	0.2

6.126 - When did you first use downers?

<i>Grade Level</i>	<i>N of Valid</i>	<i>N of Miss</i>	<i>Never Used</i>	<i>-10</i>	<i>10-11</i>	<i>12-13</i>	<i>14-15</i>	<i>16-17</i>	<i>18-19</i>	<i>20+</i>
6th	13311	743	98.8	0.6	0.2	0.2	0.0	0.0	0.0	0.1
7th	14298	699	98.0	0.6	0.5	0.5	0.1	0.0	0.0	0.1
8th	18218	757	97.1	0.6	0.7	0.9	0.4	0.1	0.0	0.2
9th	14077	790	94.9	0.9	0.7	1.5	1.6	0.1	0.0	0.2
10th	16506	792	93.4	0.8	0.7	1.7	2.5	0.7	0.0	0.2
11th	10334	481	91.9	0.9	0.6	1.5	3.2	1.7	0.1	0.2
12th	10432	444	91.9	1.2	0.5	1.2	2.3	2.5	0.3	0.2
JrHs	45827	2199	97.9	0.6	0.5	0.6	0.2	0.1	0.0	0.1
SrHS	51349	2507	93.2	0.9	0.6	1.5	2.4	1.1	0.1	0.2
Total	97176	4706	95.4	0.8	0.6	1.1	1.4	0.6	0.1	0.2

6.127 - When did you first use inhalants?

<i>Grade Level</i>	<i>N of Valid</i>	<i>N of Miss</i>	<i>Never Used</i>	<i>-10</i>	<i>10-11</i>	<i>12-13</i>	<i>14-15</i>	<i>16-17</i>	<i>18-19</i>	<i>20+</i>
6th	13358	696	97.1	1.4	0.9	0.3	0.0	0.0	0.0	0.2
7th	14315	682	95.5	1.6	1.4	1.2	0.1	0.1	0.0	0.1
8th	18199	776	94.9	1.4	1.4	1.7	0.3	0.0	0.0	0.2
9th	14087	780	95.3	1.4	1.0	1.3	0.8	0.1	0.0	0.2
10th	16537	761	95.2	1.2	0.8	1.3	1.2	0.2	0.0	0.2
11th	10343	472	95.2	1.1	0.6	1.0	1.1	0.7	0.0	0.2
12th	10419	457	94.8	1.3	0.6	0.9	1.1	1.0	0.2	0.2
JrHs	45872	2154	95.7	1.5	1.2	1.2	0.2	0.0	0.0	0.2
SrHS	51386	2470	95.1	1.2	0.8	1.2	1.0	0.4	0.1	0.2
Total	97258	4624	95.4	1.4	1.0	1.2	0.6	0.2	0.0	0.2

6.128 - When did you first use hallucinogens?

<i>Grade Level</i>	<i>N of Valid</i>	<i>N of Miss</i>	<i>Never Used</i>	<i>-10</i>	<i>10-11</i>	<i>12-13</i>	<i>14-15</i>	<i>16-17</i>	<i>18-19</i>	<i>20+</i>
6th	13283	771	99.0	0.5	0.2	0.1	0.0	0.0	0.0	0.1
7th	14308	689	98.5	0.5	0.3	0.3	0.1	0.1	0.0	0.1
8th	18195	780	97.6	0.6	0.4	0.8	0.3	0.0	0.0	0.2
9th	14064	803	96.0	0.9	0.6	1.0	1.2	0.1	0.1	0.2
10th	16539	759	94.4	0.8	0.5	1.3	2.2	0.6	0.1	0.2
11th	10346	469	93.1	0.9	0.4	1.1	2.7	1.6	0.1	0.2
12th	10413	463	91.0	1.2	0.5	0.8	2.6	3.4	0.3	0.2
JrHs	45786	2240	98.3	0.6	0.3	0.5	0.2	0.1	0.0	0.1
SrHS	51362	2494	93.9	0.9	0.5	1.1	2.1	1.2	0.1	0.2
Total	97148	4734	95.9	0.7	0.4	0.8	1.2	0.7	0.1	0.2

6.129 - When did you first use heroin?

<i>Grade Level</i>	<i>N of Valid</i>	<i>N of Miss</i>	<i>Never Used</i>	<i>-10</i>	<i>10-11</i>	<i>12-13</i>	<i>14-15</i>	<i>16-17</i>	<i>18-19</i>	<i>20+</i>
6th	13319	735	99.0	0.5	0.1	0.1	0.0	0.0	0.0	0.1
7th	14289	708	98.5	0.5	0.4	0.4	0.1	0.1	0.0	0.2
8th	18179	796	98.1	0.5	0.4	0.5	0.2	0.0	0.0	0.2
9th	14061	806	97.4	0.8	0.4	0.5	0.6	0.1	0.0	0.2
10th	16526	772	97.2	0.8	0.3	0.5	0.7	0.2	0.1	0.2
11th	10336	479	96.4	0.9	0.3	0.4	0.9	0.8	0.1	0.2
12th	10415	461	95.7	1.4	0.4	0.4	0.8	1.0	0.2	0.2
JrHs	45787	2239	98.5	0.5	0.3	0.3	0.1	0.0	0.0	0.2
SrHS	51338	2518	96.8	0.9	0.3	0.4	0.7	0.5	0.1	0.2
Total	97125	4757	97.6	0.7	0.3	0.4	0.4	0.3	0.1	0.2

6.130 - When did you first use steroids?

<i>Grade Level</i>	<i>N of Valid</i>	<i>N of Miss</i>	<i>Never Used</i>	<i>-10</i>	<i>10-11</i>	<i>12-13</i>	<i>14-15</i>	<i>16-17</i>	<i>18-19</i>	<i>20+</i>
6th	13252	802	98.7	0.7	0.2	0.2	0.0	0.0	0.0	0.2
7th	14230	767	98.4	0.5	0.3	0.5	0.0	0.0	0.0	0.2
8th	18123	852	98.0	0.6	0.4	0.5	0.2	0.0	0.0	0.2
9th	13999	868	97.0	1.0	0.4	0.6	0.7	0.1	0.1	0.2
10th	16476	822	97.2	0.9	0.2	0.4	0.7	0.2	0.0	0.2
11th	10302	513	97.0	0.8	0.3	0.4	0.7	0.6	0.1	0.2
12th	10401	475	96.3	1.3	0.3	0.4	0.6	0.6	0.3	0.2
JrHs	45605	2421	98.3	0.6	0.3	0.4	0.1	0.0	0.0	0.2
SrHS	51178	2678	96.9	1.0	0.3	0.4	0.7	0.3	0.1	0.2
Total	96783	5099	97.6	0.8	0.3	0.4	0.4	0.2	0.1	0.2

6.10. How Easy Is It To Get

6.131 - How easy is it to get cigarettes?

<i>Grade Level</i>	<i>N of Valid</i>	<i>N of Miss</i>	<i>Cannot Get</i>	<i>Very Difficult</i>	<i>Fairly Difficult</i>	<i>Fairly Easy</i>	<i>Very Easy</i>
6th	13217	837	64.7	5.6	5.8	9.9	14.1
7th	14128	869	52.4	5.3	7.2	14.2	20.9
8th	18043	932	39.4	4.7	7.8	19.9	28.3
9th	13974	893	31.7	2.6	5.5	21.0	39.3
10th	16463	835	22.2	1.9	4.5	22.3	49.0
11th	10342	473	17.6	1.2	3.1	19.0	59.2
12th	10420	456	12.1	0.9	1.9	14.1	71.1
JrHs	45388	2638	50.8	5.1	7.0	15.2	21.9
SrHS	51199	2657	21.8	1.7	4.0	19.6	52.9
Total	96587	5295	35.4	3.3	5.4	17.5	38.3

6.132 - How easy is it to get smokeless tobacco?

<i>Grade Level</i>	<i>N of Valid</i>	<i>N of Miss</i>	<i>Cannot Get</i>	<i>Very Difficult</i>	<i>Fairly Difficult</i>	<i>Fairly Easy</i>	<i>Very Easy</i>
6th	13144	910	77.7	5.6	4.9	5.6	6.2
7th	14040	957	69.5	5.9	6.9	8.1	9.6
8th	17901	1074	57.3	6.0	8.9	12.7	15.1
9th	13840	1027	47.7	4.4	7.8	15.9	24.2
10th	16267	1031	35.9	3.3	7.4	20.1	33.3
11th	10252	563	28.9	2.2	5.6	18.8	44.5
12th	10313	563	20.1	1.6	3.9	15.8	58.6
JrHs	45085	2941	67.0	5.9	7.1	9.2	10.8
SrHS	50672	3184	34.5	3.0	6.5	17.8	38.2
Total	95757	6125	49.8	4.4	6.8	13.7	25.3

6.133 - How easy is it to get cigars?

<i>Grade Level</i>	<i>N of Valid</i>	<i>N of Miss</i>	<i>Cannot Get</i>	<i>Very Difficult</i>	<i>Fairly Difficult</i>	<i>Fairly Easy</i>	<i>Very Easy</i>
6th	13087	967	76.3	5.9	5.4	5.4	7.0
7th	14003	994	67.3	6.7	7.1	8.5	10.5
8th	17851	1124	55.0	7.1	9.9	12.8	15.2
9th	13827	1040	44.3	4.7	9.8	16.4	24.8
10th	16267	1031	33.3	4.1	9.3	20.2	33.2
11th	10246	569	25.9	2.4	7.0	19.7	44.9
12th	10320	556	17.8	1.7	4.8	16.3	59.3
JrHs	44941	3085	65.0	6.6	7.7	9.3	11.3
SrHS	50660	3196	31.6	3.4	8.1	18.2	38.6
Total	95601	6281	47.3	4.9	7.9	14.1	25.8

6.134 - How easy is it to get beer?

<i>Grade Level</i>	<i>N of Valid</i>	<i>N of Miss</i>	<i>Cannot Get</i>	<i>Very Difficult</i>	<i>Fairly Difficult</i>	<i>Fairly Easy</i>	<i>Very Easy</i>
6th	13102	952	63.1	6.1	6.4	9.5	15.0
7th	14027	970	52.6	6.3	7.3	13.0	20.8
8th	17936	1039	37.3	5.5	9.1	18.5	29.6
9th	13916	951	29.9	3.8	7.7	20.5	38.1
10th	16381	917	19.9	2.8	7.4	23.6	46.3
11th	10309	506	16.9	2.6	6.1	23.3	51.1
12th	10369	507	13.1	1.8	6.2	26.5	52.4
JrHs	45065	2961	49.6	5.9	7.7	14.1	22.6
SrHS	50975	2881	20.6	2.8	7.0	23.3	46.3
Total	96040	5842	34.2	4.3	7.3	19.0	35.2

6.135 - How easy is it to get wine coolers?

<i>Grade Level</i>	<i>N of Valid</i>	<i>N of Miss</i>	<i>Cannot Get</i>	<i>Very Difficult</i>	<i>Fairly Difficult</i>	<i>Fairly Easy</i>	<i>Very Easy</i>
6th	13048	1006	68.2	6.4	6.0	8.4	11.0
7th	14018	979	55.7	6.9	7.6	11.9	17.9
8th	17908	1067	41.1	6.2	9.7	17.2	25.9
9th	13876	991	31.2	4.3	7.9	20.7	35.9
10th	16374	924	20.8	3.1	8.5	23.5	44.0
11th	10297	518	17.6	2.4	6.5	23.2	50.3
12th	10363	513	13.3	1.9	6.5	26.4	52.1
JrHs	44974	3052	53.5	6.5	8.0	13.0	19.1
SrHS	50910	2946	21.5	3.0	7.5	23.3	44.7
Total	95884	5998	36.5	4.6	7.7	18.4	32.7

6.136 - How easy is it to get liquor?

<i>Grade Level</i>	<i>N of Valid</i>	<i>N of Miss</i>	<i>Cannot Get</i>	<i>Very Difficult</i>	<i>Fairly Difficult</i>	<i>Fairly Easy</i>	<i>Very Easy</i>
6th	13063	991	75.1	5.9	5.2	5.7	8.1
7th	13983	1014	63.7	6.9	6.8	9.0	13.7
8th	17906	1069	47.3	7.2	9.2	14.0	22.4
9th	13861	1006	36.1	5.1	8.7	17.9	32.2
10th	16346	952	23.4	4.0	9.2	22.4	41.1
11th	10284	531	19.0	3.2	8.0	22.9	46.9
12th	10360	516	14.7	2.7	7.9	25.7	48.9
JrHs	44952	3074	60.5	6.7	7.3	10.0	15.5
SrHS	50851	3005	24.2	3.9	8.6	21.9	41.5
Total	95803	6079	41.2	5.2	7.9	16.3	29.3

6.137 - How easy is it to get marijuana?

<i>Grade Level</i>	<i>N of Valid</i>	<i>N of Miss</i>	<i>Cannot Get</i>	<i>Very Difficult</i>	<i>Fairly Difficult</i>	<i>Fairly Easy</i>	<i>Very Easy</i>
6th	13070	984	83.1	6.4	3.2	2.6	4.7
7th	13995	1002	71.6	7.2	5.6	5.7	9.9
8th	17864	1111	58.6	7.9	7.9	9.8	15.8
9th	13832	1035	43.2	5.4	8.0	14.3	29.0
10th	16276	1022	30.5	4.6	8.2	19.1	37.6
11th	10240	575	25.4	3.4	8.3	19.5	43.3
12th	10315	561	20.7	3.4	7.4	22.9	45.7
JrHs	44929	3097	69.8	7.2	5.8	6.4	10.7
SrHS	50663	3193	31.0	4.3	8.0	18.6	38.1
Total	95592	6290	49.2	5.7	7.0	12.9	25.2

6.138 - How easy is it to get cocaine?

<i>Grade Level</i>	<i>N of Valid</i>	<i>N of Miss</i>	<i>Cannot Get</i>	<i>Very Difficult</i>	<i>Fairly Difficult</i>	<i>Fairly Easy</i>	<i>Very Easy</i>
6th	13029	1025	85.5	6.2	2.8	2.1	3.4
7th	13964	1033	79.2	7.3	4.8	3.5	5.2
8th	17831	1144	70.5	9.9	7.2	5.3	7.0
9th	13771	1096	59.9	9.3	10.4	8.5	11.9
10th	16154	1144	50.6	11.2	13.8	11.1	13.3
11th	10162	653	44.1	10.3	15.2	13.7	16.7
12th	10204	672	39.4	11.2	16.6	14.8	18.1
JrHs	44824	3202	77.6	8.0	5.2	3.8	5.4
SrHS	50291	3565	49.6	10.5	13.7	11.7	14.6
Total	95115	6767	62.8	9.3	9.7	8.0	10.3

6.139 - How easy is it to get uppers?

<i>Grade Level</i>	<i>N of Valid</i>	<i>N of Miss</i>	<i>Cannot Get</i>	<i>Very Difficult</i>	<i>Fairly Difficult</i>	<i>Fairly Easy</i>	<i>Very Easy</i>
6th	12959	1095	85.7	5.7	3.1	2.1	3.4
7th	13911	1086	80.0	6.6	4.9	3.3	5.2
8th	17789	1186	71.4	9.2	7.0	5.5	6.8
9th	13744	1123	61.1	8.7	9.7	8.5	12.1
10th	16136	1162	50.9	10.1	12.8	12.0	14.2
11th	10148	667	44.8	9.5	13.8	14.0	17.9
12th	10206	670	39.8	10.3	15.2	15.7	19.0
JrHs	44659	3367	78.2	7.4	5.2	3.9	5.3
SrHS	50234	3622	50.2	9.6	12.6	12.2	15.3
Total	94893	6989	63.4	8.6	9.1	8.3	10.6

6.140 - How easy is it to get downers?

<i>Grade Level</i>	<i>N of Valid</i>	<i>N of Miss</i>	<i>Cannot Get</i>	<i>Very Difficult</i>	<i>Fairly Difficult</i>	<i>Fairly Easy</i>	<i>Very Easy</i>
6th	12926	1128	85.5	5.5	3.2	2.2	3.6
7th	13897	1100	79.3	6.4	5.0	3.8	5.4
8th	17775	1200	71.0	8.7	7.2	5.7	7.4
9th	13745	1122	60.8	8.2	9.1	9.1	12.8
10th	16123	1175	50.3	9.6	12.3	12.4	15.4
11th	10147	668	44.1	9.1	13.1	14.9	18.7
12th	10198	678	39.8	9.8	14.6	16.4	19.5
JrHs	44598	3428	77.8	7.1	5.3	4.1	5.7
SrHS	50213	3643	49.8	9.2	12.1	12.8	16.2
Total	94811	7071	63.0	8.2	8.9	8.7	11.2

6.141 - How easy is it to get inhalants?

<i>Grade Level</i>	<i>N of Valid</i>	<i>N of Miss</i>	<i>Cannot Get</i>	<i>Very Difficult</i>	<i>Fairly Difficult</i>	<i>Fairly Easy</i>	<i>Very Easy</i>
6th	12985	1069	76.0	3.5	2.3	3.2	14.9
7th	13908	1089	69.5	3.6	2.9	4.5	19.5
8th	17773	1202	61.3	5.0	3.9	5.9	23.9
9th	13732	1135	55.1	5.1	5.4	7.5	26.9
10th	16133	1165	45.8	5.7	6.8	9.8	31.9
11th	10137	678	41.3	5.6	7.8	10.8	34.6
12th	10207	669	36.8	6.5	8.6	11.8	36.3
JrHs	44666	3360	68.1	4.1	3.1	4.7	19.9
SrHS	50209	3647	45.6	5.7	7.0	9.8	32.0
Total	94875	7007	56.2	5.0	5.2	7.4	26.3

6.142 - How easy is it to get hallucinogens?

<i>Grade Level</i>	<i>N of Valid</i>	<i>N of Miss</i>	<i>Cannot Get</i>	<i>Very Difficult</i>	<i>Fairly Difficult</i>	<i>Fairly Easy</i>	<i>Very Easy</i>
6th	12876	1178	86.7	5.4	2.9	1.9	3.2
7th	13877	1120	81.3	6.7	4.5	2.9	4.6
8th	17760	1215	73.0	9.6	6.5	4.8	6.2
9th	13718	1149	63.0	9.3	9.5	7.2	11.0
10th	16109	1189	52.6	11.5	13.0	10.6	12.4
11th	10131	684	46.4	11.6	14.3	12.4	15.4
12th	10188	688	41.3	12.2	16.1	14.0	16.4
JrHs	44513	3513	79.5	7.5	4.8	3.4	4.8
SrHS	50146	3710	51.9	11.1	12.9	10.7	13.4
Total	94659	7223	64.9	9.4	9.1	7.3	9.4

6.143 - How easy is it to get heroin?

<i>Grade Level</i>	<i>N of Valid</i>	<i>N of Miss</i>	<i>Cannot Get</i>	<i>Very Difficult</i>	<i>Fairly Difficult</i>	<i>Fairly Easy</i>	<i>Very Easy</i>
6th	12923	1131	86.6	5.6	2.9	1.8	3.1
7th	13885	1112	81.9	6.8	4.1	2.7	4.5
8th	17758	1217	74.4	9.8	6.1	4.0	5.7
9th	13729	1138	64.4	10.5	8.8	6.3	10.0
10th	16105	1193	55.7	13.3	11.8	8.3	10.9
11th	10111	704	49.7	13.4	14.0	9.8	13.0
12th	10195	681	45.2	14.8	15.3	10.5	14.2
JrHs	44566	3460	80.3	7.7	4.5	3.0	4.6
SrHS	50140	3716	54.8	12.8	12.1	8.5	11.8
Total	94706	7176	66.8	10.4	8.6	5.9	8.4

6.144 - How easy is it to get steroids?

<i>Grade Level</i>	<i>N of Valid</i>	<i>N of Miss</i>	<i>Cannot Get</i>	<i>Very Difficult</i>	<i>Fairly Difficult</i>	<i>Fairly Easy</i>	<i>Very Easy</i>
6th	12873	1181	85.2	5.4	3.2	2.3	3.8
7th	13831	1166	80.2	6.4	4.8	3.5	5.1
8th	17687	1288	72.9	8.8	6.5	5.1	6.6
9th	13686	1181	63.3	9.0	8.8	7.6	11.3
10th	16050	1248	54.1	11.0	12.0	10.4	12.5
11th	10083	732	48.4	10.0	13.8	11.9	15.8
12th	10147	729	44.2	11.6	15.2	12.6	16.5
JrHs	44391	3635	78.8	7.1	5.0	3.8	5.3
SrHS	49966	3890	53.5	10.3	12.1	10.4	13.7
Total	94357	7525	65.4	8.8	8.8	7.3	9.8

6.11. Frequency of Use

6.145 - Frequency of Use -- Cigarettes

<i>Grade Level</i>	<i>N of Valid</i>	<i>N of Miss</i>	<i>Daily Use</i>	<i>Weekly Use</i>	<i>Monthly Use</i>	<i>Annual Use</i>
6th	13860	194	1.3	2.3	3.1	8.0
7th	14747	250	2.4	5.1	7.0	16.3
8th	18751	224	4.2	8.0	10.8	22.2
9th	14641	226	7.9	13.4	16.9	29.4
10th	17083	215	11.2	17.1	21.6	34.9
11th	10690	125	14.6	21.2	25.8	38.9
12th	10740	136	17.6	24.3	28.7	41.7
JrHs	47358	668	2.8	5.4	7.3	16.2
SrHS	53154	702	12.3	18.4	22.6	35.6
Total	100512	1370	7.8	12.2	15.4	26.4

6.146 - Frequency of Use -- Smokeless Tobacco

<i>Grade Level</i>	<i>N of Valid</i>	<i>N of Miss</i>	<i>Daily Use</i>	<i>Weekly Use</i>	<i>Monthly Use</i>	<i>Annual Use</i>
6th	13825	229	0.7	0.9	1.2	2.6
7th	14731	266	0.7	1.6	2.2	4.4
8th	18721	254	1.1	2.1	3.0	6.4
9th	14584	283	1.8	3.4	5.0	8.8
10th	17049	249	2.3	4.0	5.6	10.5
11th	10662	153	2.8	4.9	6.7	11.9
12th	10717	159	3.5	5.5	7.3	13.2
JrHs	47277	749	0.9	1.6	2.2	4.7
SrHS	53012	844	2.5	4.3	6.0	10.9
Total	100289	1593	1.7	3.0	4.2	7.9

6.147 - Frequency of Use -- Cigars

<i>Grade Level</i>	<i>N of Valid</i>	<i>N of Miss</i>	<i>Daily Use</i>	<i>Weekly Use</i>	<i>Monthly Use</i>	<i>Annual Use</i>
6th	13801	253	0.6	0.9	1.2	3.4
7th	14677	320	0.5	1.4	2.4	6.4
8th	18652	323	0.8	1.9	3.5	9.4
9th	14537	330	1.2	3.4	6.4	14.3
10th	17011	287	1.2	3.5	7.2	18.0
11th	10616	199	1.4	4.4	9.3	22.2
12th	10698	178	2.0	5.2	11.0	26.5
JrHs	47130	896	0.7	1.4	2.5	6.7
SrHS	52862	994	1.4	4.0	8.2	19.5
Total	99992	1890	1.1	2.8	5.5	13.5

6.148 - Frequency of Use -- Beer

<i>Grade Level</i>	<i>N of Valid</i>	<i>N of Miss</i>	<i>Daily Use</i>	<i>Weekly Use</i>	<i>Monthly Use</i>	<i>Annual Use</i>
6th	13775	279	0.8	1.6	2.6	12.3
7th	14655	342	0.8	3.0	6.0	20.9
8th	18644	331	1.2	5.1	10.8	31.3
9th	14536	331	1.7	9.1	18.7	41.0
10th	17004	294	1.7	12.6	26.8	51.2
11th	10648	167	1.7	15.7	31.8	54.2
12th	10698	178	2.5	19.2	36.2	57.6
JrHs	47074	952	0.9	3.4	6.9	22.5
SrHS	52886	970	1.9	13.6	27.5	50.3
Total	99960	1922	1.4	8.8	17.8	37.2

6.149 - Frequency of Use -- Wine Coolers

<i>Grade Level</i>	<i>N of Valid</i>	<i>N of Miss</i>	<i>Daily Use</i>	<i>Weekly Use</i>	<i>Monthly Use</i>	<i>Annual Use</i>
6th	13720	334	0.7	1.6	2.9	15.1
7th	14626	371	1.0	3.4	6.8	25.2
8th	18625	350	1.2	4.5	10.1	33.8
9th	14535	332	1.6	7.4	17.0	43.9
10th	16994	304	1.4	7.9	20.2	48.8
11th	10628	187	1.3	8.7	22.7	50.8
12th	10684	192	1.8	8.6	24.1	53.6
JrHs	46971	1055	1.0	3.3	7.0	25.7
SrHS	52841	1015	1.5	8.0	20.6	48.8
Total	99812	2070	1.2	5.8	14.2	37.9

6.150 - Frequency of Use -- Liquor

<i>Grade Level</i>	<i>N of Valid</i>	<i>N of Miss</i>	<i>Daily Use</i>	<i>Weekly Use</i>	<i>Monthly Use</i>	<i>Annual Use</i>
6th	13723	331	0.6	1.1	1.7	6.3
7th	14606	391	0.7	2.1	4.1	13.3
8th	18617	358	1.1	4.0	8.5	23.9
9th	14503	364	1.7	7.9	16.7	36.0
10th	16964	334	1.6	10.5	24.3	47.7
11th	10613	202	1.5	12.5	29.7	54.0
12th	10679	197	2.1	14.1	33.4	59.4
JrHs	46946	1080	0.8	2.6	5.1	15.4
SrHS	52759	1097	1.7	10.9	25.1	48.1
Total	99705	2177	1.3	7.0	15.7	32.7

6.151 - Frequency of Use -- Marijuana

<i>Grade Level</i>	<i>N of Valid</i>	<i>N of Miss</i>	<i>Daily Use</i>	<i>Weekly Use</i>	<i>Monthly Use</i>	<i>Annual Use</i>
6th	13719	335	0.8	1.2	1.7	2.9
7th	14583	414	1.3	3.0	4.3	7.7
8th	18603	372	1.9	4.8	7.2	12.7
9th	14491	376	4.2	9.9	13.9	22.1
10th	16966	332	5.3	12.6	18.7	29.8
11th	10618	197	6.1	13.9	20.8	32.6
12th	10686	190	7.5	15.2	21.9	35.7
JrHs	46905	1121	1.4	3.2	4.7	8.3
SrHS	52761	1095	5.6	12.7	18.5	29.4
Total	99666	2216	3.6	8.2	12.0	19.5

6.152 - Frequency of Use -- Cocaine

<i>Grade Level</i>	<i>N of Valid</i>	<i>N of Miss</i>	<i>Daily Use</i>	<i>Weekly Use</i>	<i>Monthly Use</i>	<i>Annual Use</i>
6th	13709	345	0.6	0.7	0.9	1.2
7th	14604	393	0.5	0.8	1.2	2.0
8th	18590	385	0.6	1.0	1.6	2.8
9th	14473	394	0.9	1.3	1.9	3.7
10th	16948	350	0.9	1.6	2.4	4.6
11th	10598	217	1.0	2.0	3.2	6.1
12th	10682	194	1.5	2.3	3.8	7.1
JrHs	46903	1123	0.6	0.9	1.3	2.1
SrHS	52701	1155	1.0	1.8	2.7	5.1
Total	99604	2278	0.8	1.3	2.0	3.7

6.153 - Frequency of Use -- Uppers

<i>Grade Level</i>	<i>N of Valid</i>	<i>N of Miss</i>	<i>Daily Use</i>	<i>Weekly Use</i>	<i>Monthly Use</i>	<i>Annual Use</i>
6th	13586	468	0.6	0.8	1.0	1.4
7th	14526	471	0.6	1.0	1.3	2.2
8th	18562	413	0.6	1.2	1.7	3.2
9th	14444	423	1.0	1.8	2.9	5.2
10th	16924	374	1.1	2.3	3.7	6.6
11th	10586	229	1.1	2.5	4.5	8.6
12th	10654	222	1.4	2.8	4.8	8.5
JrHs	46674	1352	0.6	1.0	1.4	2.4
SrHS	52608	1248	1.1	2.3	3.9	7.0
Total	99282	2600	0.9	1.7	2.7	4.8

6.154 - Frequency of Use -- Downers

<i>Grade Level</i>	<i>N of Valid</i>	<i>N of Miss</i>	<i>Daily Use</i>	<i>Weekly Use</i>	<i>Monthly Use</i>	<i>Annual Use</i>
6th	13579	475	0.6	0.8	1.0	1.3
7th	14515	482	0.5	0.9	1.3	2.3
8th	18539	436	0.7	1.3	1.8	3.3
9th	14425	442	1.0	2.0	3.1	5.2
10th	16912	386	1.0	2.3	3.8	6.7
11th	10588	227	1.0	2.4	4.6	8.2
12th	10650	226	1.4	2.9	4.7	8.1
JrHs	46633	1393	0.6	1.0	1.4	2.4
SrHS	52575	1281	1.1	2.3	3.9	6.9
Total	99208	2674	0.9	1.7	2.8	4.8

6.155 - Frequency of Use -- Inhalants

<i>Grade Level</i>	<i>N of Valid</i>	<i>N of Miss</i>	<i>Daily Use</i>	<i>Weekly Use</i>	<i>Monthly Use</i>	<i>Annual Use</i>
6th	13597	457	0.7	1.1	1.4	3.5
7th	14502	495	0.6	1.3	2.1	5.4
8th	18506	469	0.7	1.4	2.2	5.6
9th	14414	453	0.9	1.4	2.3	5.1
10th	16904	394	0.9	1.4	2.2	4.6
11th	10602	213	0.8	1.4	2.2	4.3
12th	10658	218	1.3	1.7	2.5	4.3
JrHs	46605	1421	0.7	1.3	1.9	4.9
SrHS	52578	1278	1.0	1.5	2.3	4.6
Total	99183	2699	0.8	1.4	2.1	4.8

6.156 - Frequency of Use -- Hallucinogens

<i>Grade Level</i>	<i>N of Valid</i>	<i>N of Miss</i>	<i>Daily Use</i>	<i>Weekly Use</i>	<i>Monthly Use</i>	<i>Annual Use</i>
6th	13515	539	0.6	0.7	0.9	1.1
7th	14437	560	0.4	0.7	1.1	1.7
8th	18490	485	0.6	1.0	1.5	2.6
9th	14349	518	0.8	1.3	2.1	4.0
10th	16872	426	0.9	1.5	2.6	5.5
11th	10553	262	0.8	1.5	2.9	6.5
12th	10652	224	1.5	2.2	3.6	8.3
JrHs	46442	1584	0.5	0.8	1.2	1.9
SrHS	52426	1430	1.0	1.6	2.7	5.9
Total	98868	3014	0.8	1.2	2.0	4.0

6.157 - Frequency of Use -- Heroin

<i>Grade Level</i>	<i>N of Valid</i>	<i>N of Miss</i>	<i>Daily Use</i>	<i>Weekly Use</i>	<i>Monthly Use</i>	<i>Annual Use</i>
6th	13522	532	0.6	0.7	0.8	1.1
7th	14441	556	0.5	0.7	1.0	1.5
8th	18472	503	0.6	0.8	1.2	1.9
9th	14350	517	0.8	1.2	1.5	2.4
10th	16884	414	0.9	1.2	1.6	2.6
11th	10558	257	0.8	1.3	1.9	3.2
12th	10636	240	1.4	2.0	2.4	3.7
JrHs	46435	1591	0.5	0.8	1.0	1.5
SrHS	52428	1428	1.0	1.4	1.8	2.9
Total	98863	3019	0.8	1.1	1.4	2.2

6.158 - Frequency of Use -- Steroids

<i>Grade Level</i>	<i>N of Valid</i>	<i>N of Miss</i>	<i>Daily Use</i>	<i>Weekly Use</i>	<i>Monthly Use</i>	<i>Annual Use</i>
6th	13495	559	0.6	0.7	1.0	1.6
7th	14418	579	0.5	0.8	1.0	1.9
8th	18458	517	0.6	0.9	1.2	2.2
9th	14367	500	0.9	1.4	1.9	3.0
10th	16840	458	1.0	1.3	1.8	2.8
11th	10550	265	1.0	1.4	2.0	2.9
12th	10637	239	1.4	2.0	2.4	3.4
JrHs	46371	1655	0.6	0.8	1.1	1.9
SrHS	52394	1462	1.0	1.5	2.0	3.0
Total	98765	3117	0.8	1.2	1.6	2.5

6.159 - Frequency of Use -- Tobacco

<i>Grade Level</i>	<i>N of Valid</i>	<i>N of Miss</i>	<i>Daily Use</i>	<i>Weekly Use</i>	<i>Monthly Use</i>	<i>Annual Use</i>
6th	13931	123	1.5	2.5	3.5	9.4
7th	14846	151	2.7	5.8	8.0	18.5
8th	18827	148	4.8	9.0	12.3	25.2
9th	14715	152	8.9	15.2	19.5	33.5
10th	17152	146	12.5	19.1	24.6	39.7
11th	10735	80	16.3	23.8	29.2	44.1
12th	10786	90	19.6	27.2	32.9	48.8
JrHs	47604	422	3.2	6.1	8.4	18.5
SrHS	53388	468	13.7	20.6	25.8	40.7
Total	100992	890	8.7	13.8	17.6	30.2

6.160 - Frequency of Use -- Alcohol

<i>Grade Level</i>	<i>N of Valid</i>	<i>N of Miss</i>	<i>Daily Use</i>	<i>Weekly Use</i>	<i>Monthly Use</i>	<i>Annual Use</i>
6th	13894	160	0.9	2.3	3.9	20.8
7th	14798	199	1.3	4.6	9.0	33.0
8th	18798	177	1.7	6.9	14.3	44.4
9th	14680	187	2.5	12.5	24.9	56.5
10th	17126	172	2.3	15.7	32.9	65.3
11th	10715	100	2.4	19.3	39.0	68.7
12th	10763	113	3.0	22.5	43.5	72.3
JrHs	47490	536	1.3	4.8	9.6	34.0
SrHS	53284	572	2.5	16.9	34.1	65.0
Total	100774	1108	1.9	11.2	22.6	50.4

6.161 - Frequency of Use -- Illicit Drugs

<i>Grade Level</i>	<i>N of Valid</i>	<i>N of Miss</i>	<i>Daily Use</i>	<i>Weekly Use</i>	<i>Monthly Use</i>	<i>Annual Use</i>
6th	13912	142	1.3	1.9	2.6	5.9
7th	14819	178	1.9	4.1	5.8	11.8
8th	18815	160	2.6	6.0	8.7	16.5
9th	14686	181	5.0	11.2	15.4	24.8
10th	17134	164	6.1	13.9	20.0	32.0
11th	10730	85	7.1	15.5	22.6	34.6
12th	10783	93	8.5	16.7	23.5	37.4
JrHs	47546	480	2.0	4.2	6.0	11.9
SrHS	53333	523	6.5	14.0	20.0	31.6
Total	100879	1003	4.4	9.4	13.4	22.3

CHAPTER 7

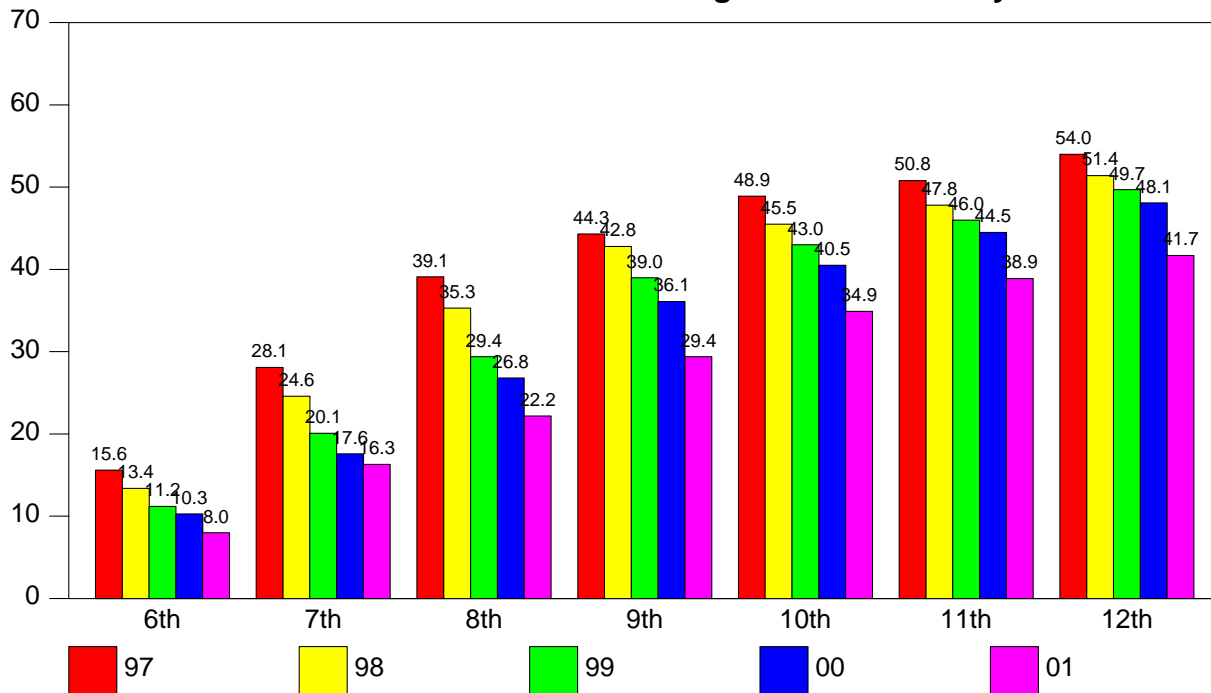
YEAR-TO-YEAR GRAPHICS

The following graphs compare prevalence of drug use data across several years.

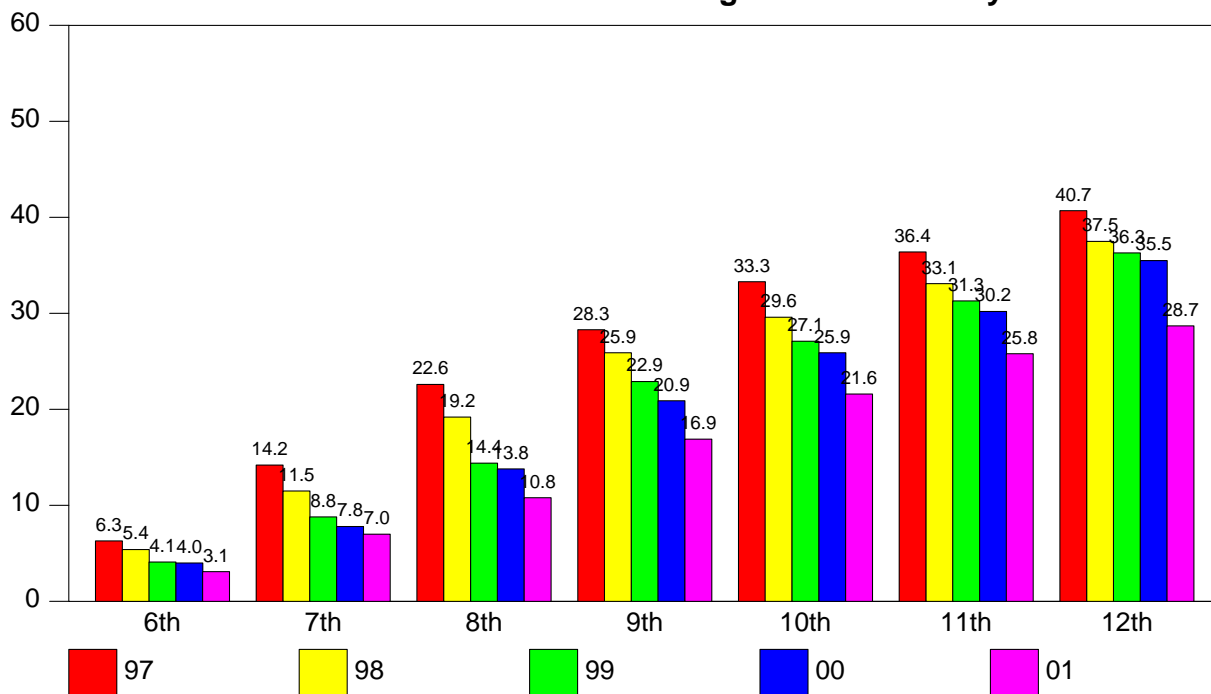
- The first set of graphs present data on the frequency of use. For the each drug, there is a chart reporting *Annual Use* (i.e. any use within the past year) and *Monthly Use* (i.e. use at least once per month).
- The second set of graphs present data on the availability of drugs. Each graph presents the percent of students who report a particular drug as being *Fairly Easy* or *Very Easy* to get.
- The third set of graphs present data on the effect of use of drugs. Each graph presents the percent of students who report getting *Very High* or *Bombed/Stoned* when using a particular drug.

7.1. Annual & Monthly Use of Cigarettes

7.1 - % Students Who Use Cigarettes -- Annually

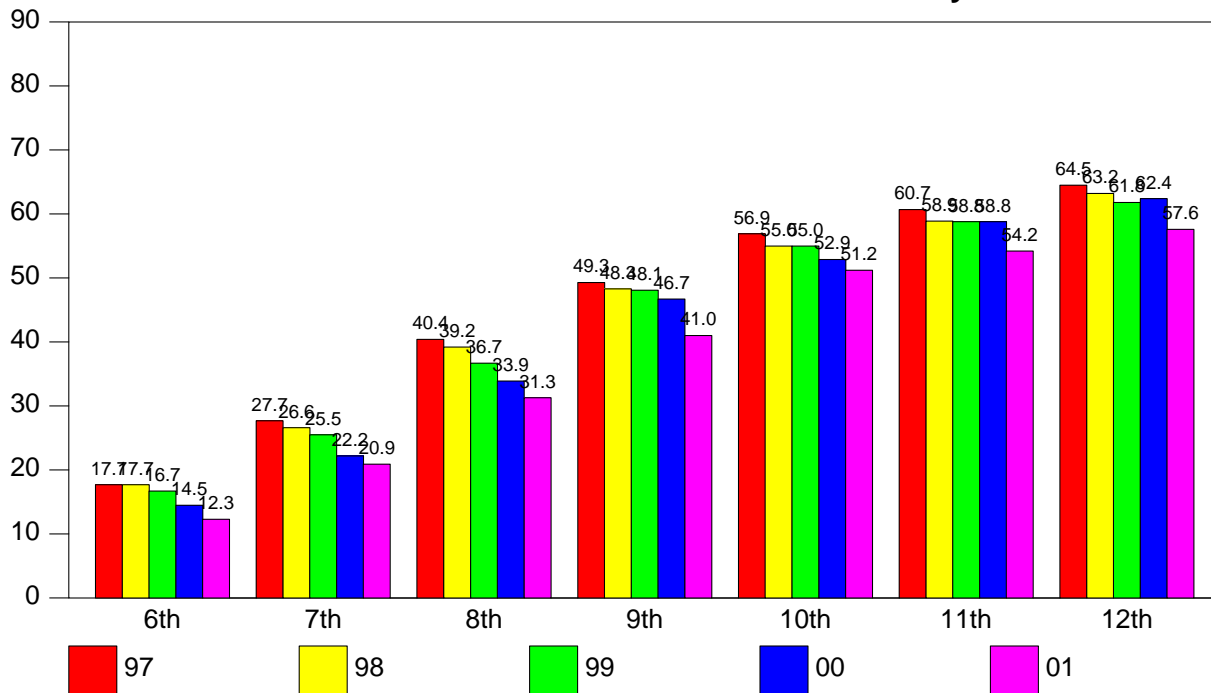


7.2 - % Students Who Use Cigarettes -- Monthly

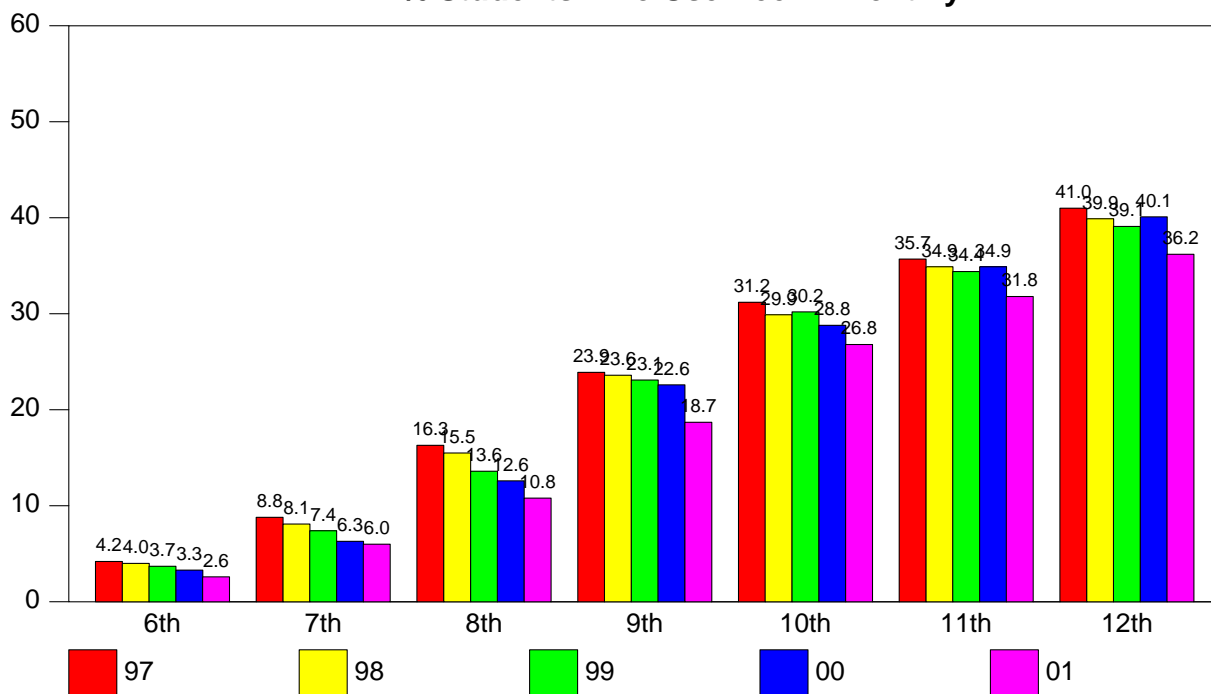


7.2. Annual & Monthly Use of Beer

7.3 - % Students Who Use Beer -- Annually

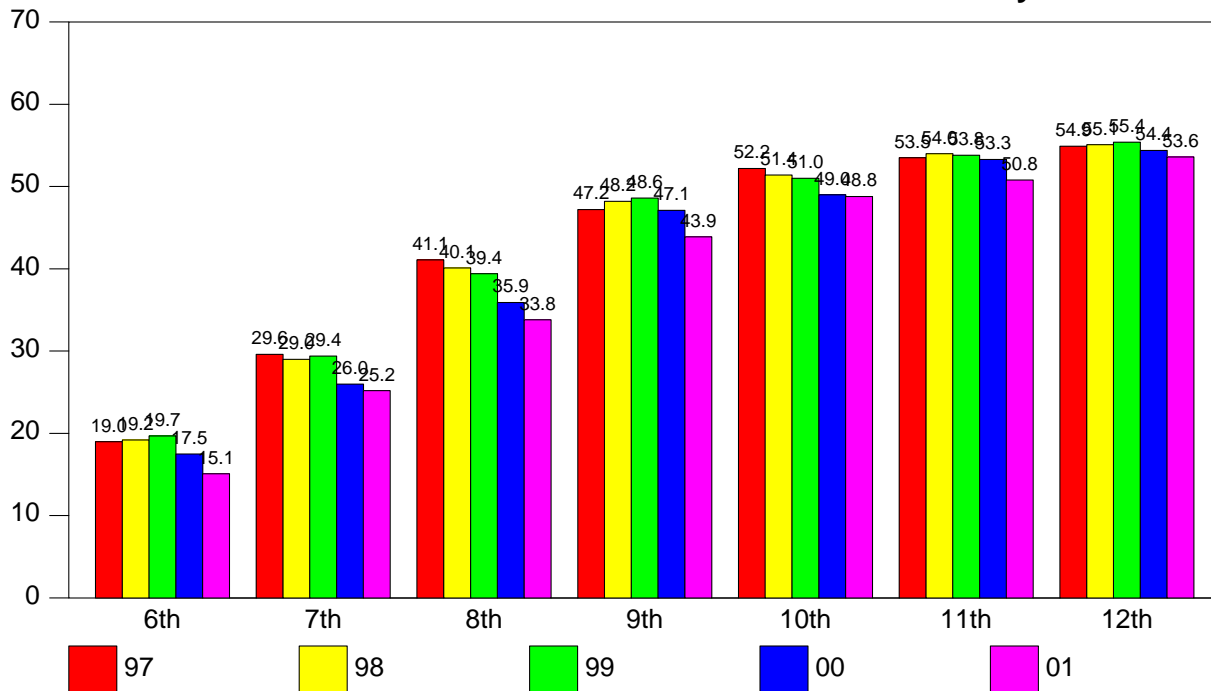


7.4 - % Students Who Use Beer -- Monthly

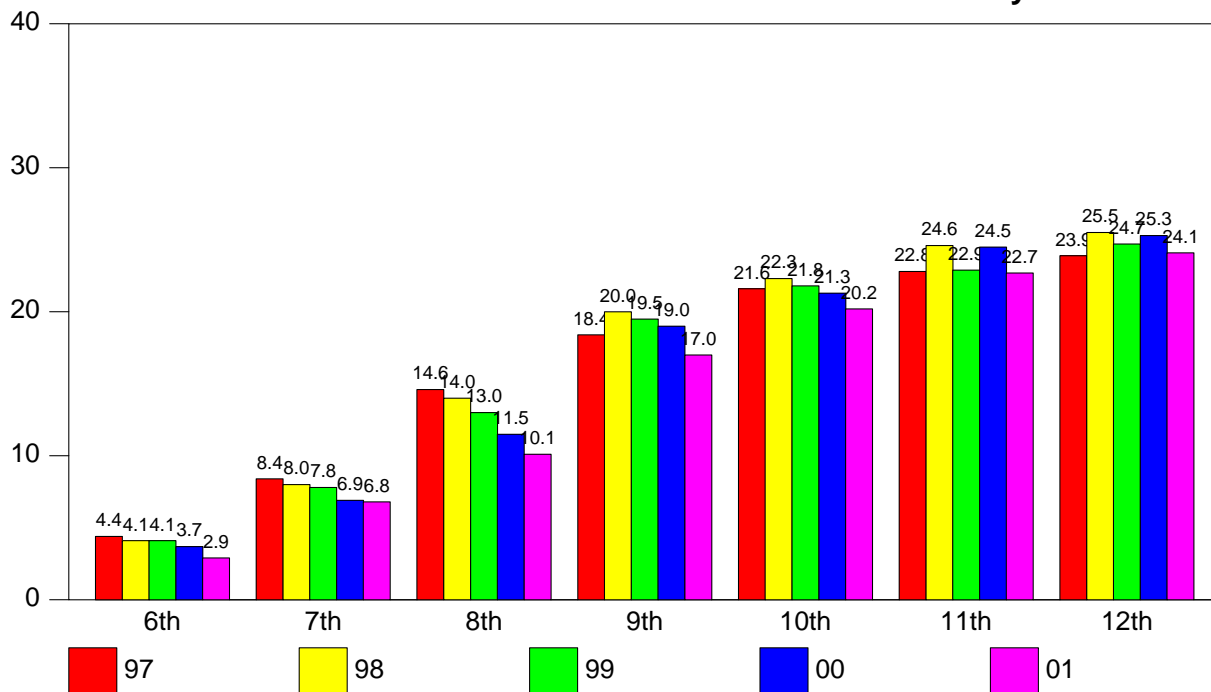


7.3. Annual & Monthly Use of Wine Coolers

7.5 - % Students Who Use Wine Coolers -- Annually

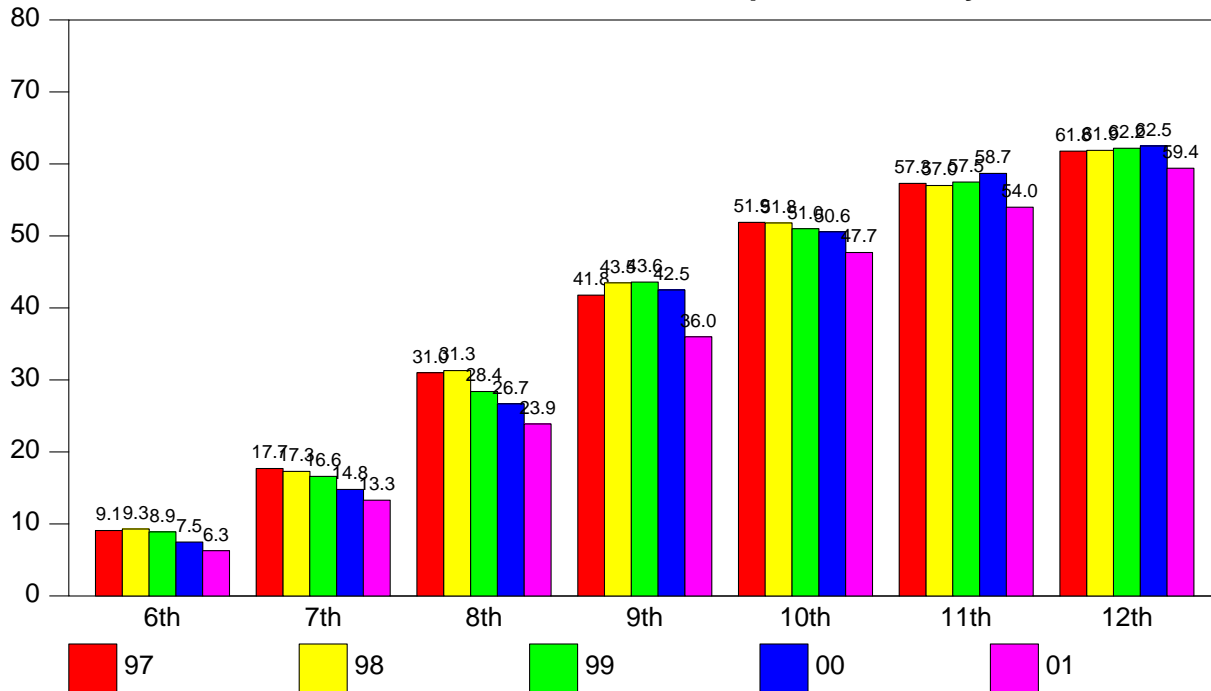


7.6 - % Students Who Use Wine Coolers -- Monthly

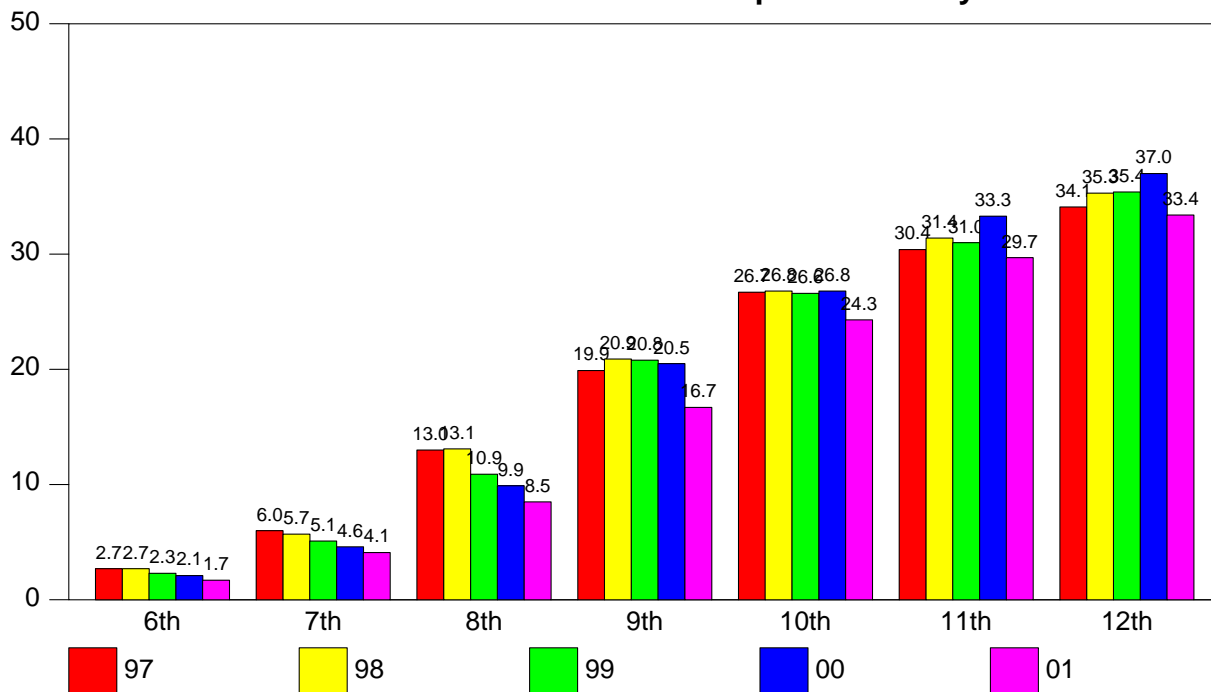


7.4. Annual & Monthly Use of Liquor

7.7 - % Students Who Use Liquor -- Annually

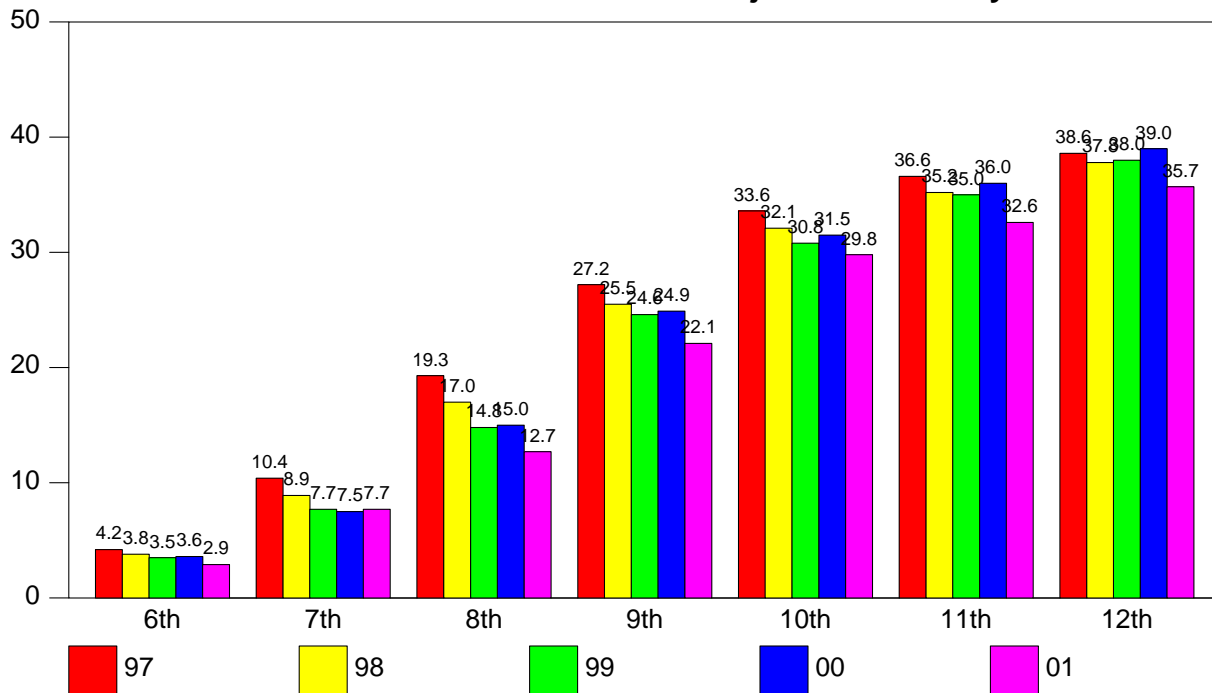


7.8 - % Students Who Use Liquor -- Monthly

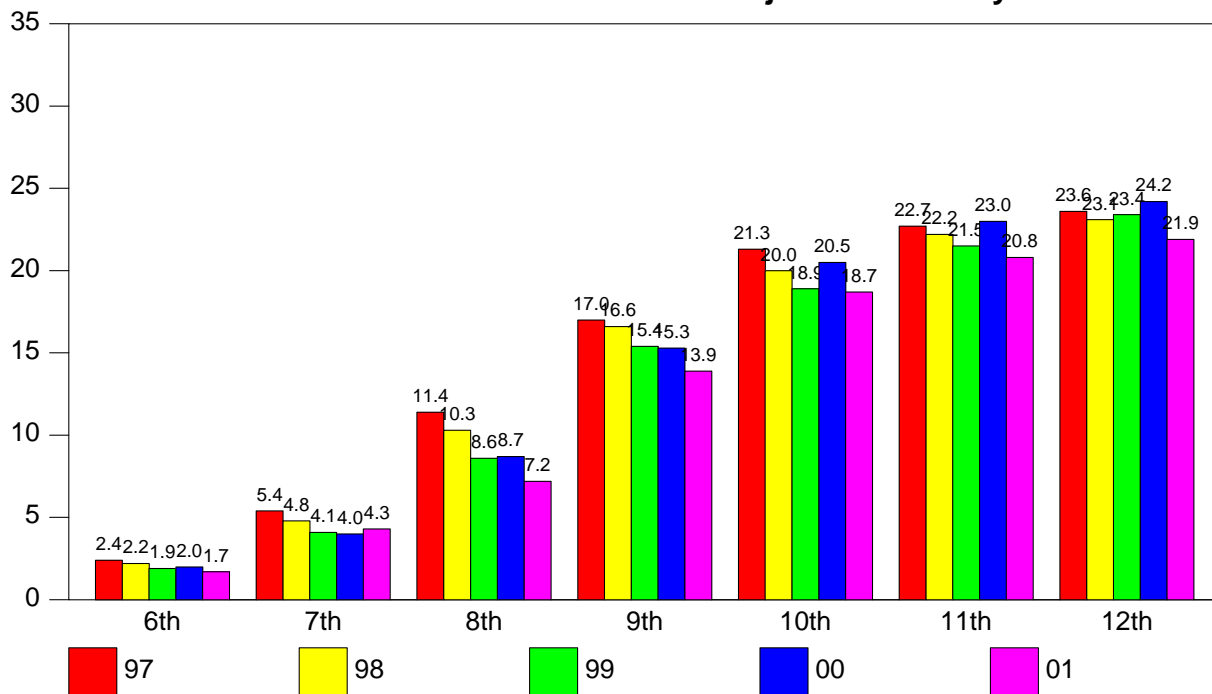


7.5. Annual & Monthly Use of Marijuana

7.9 - % Students Who Use Marijuana -- Annually

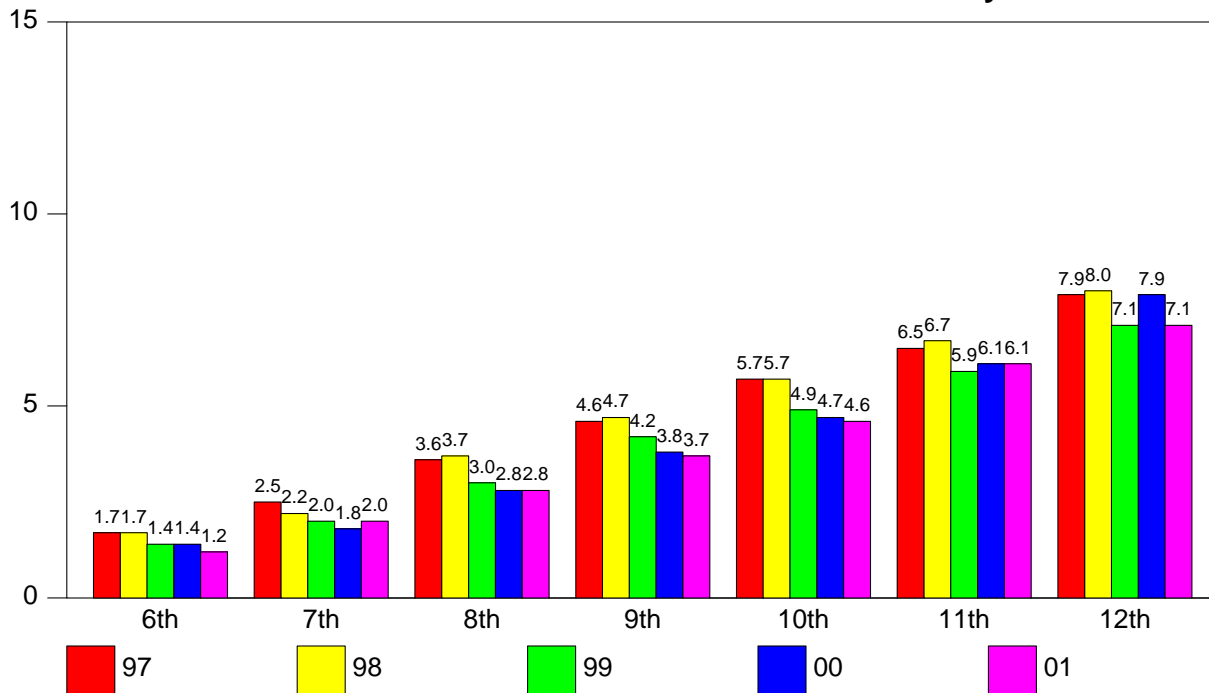


7.10 - % Students Who Use Marijuana -- Monthly

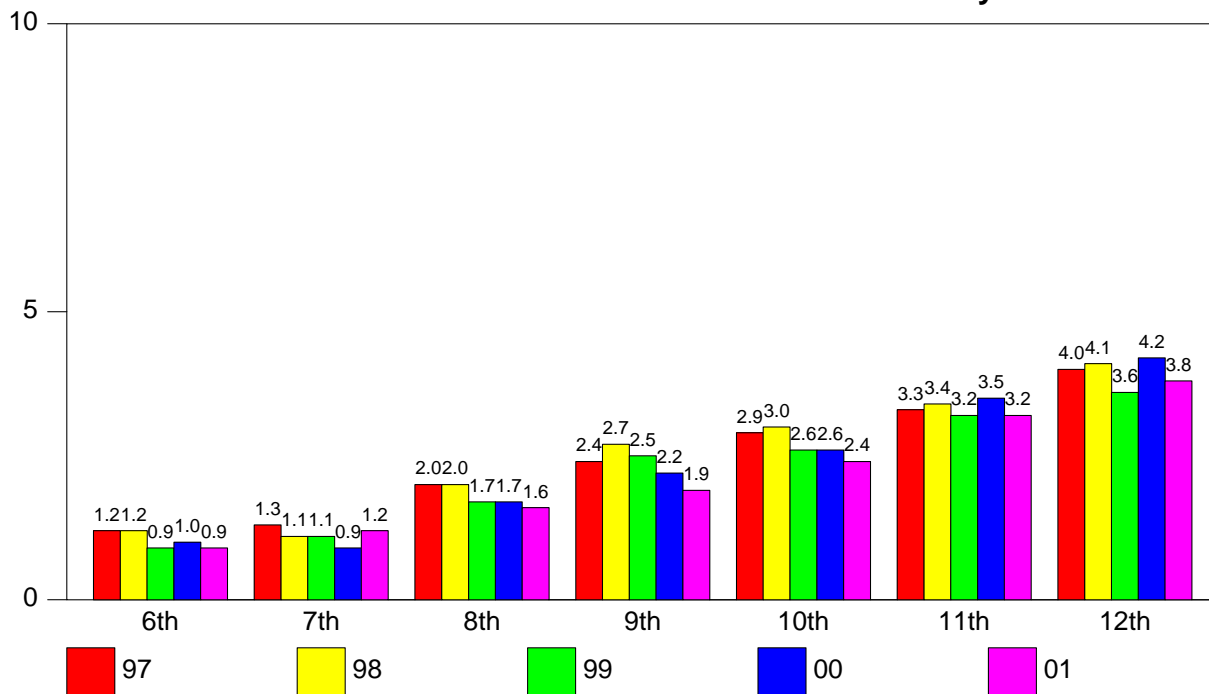


7.6. Annual & Monthly Use of Cocaine

7.11 - % Students Who Use Cocaine -- Annually

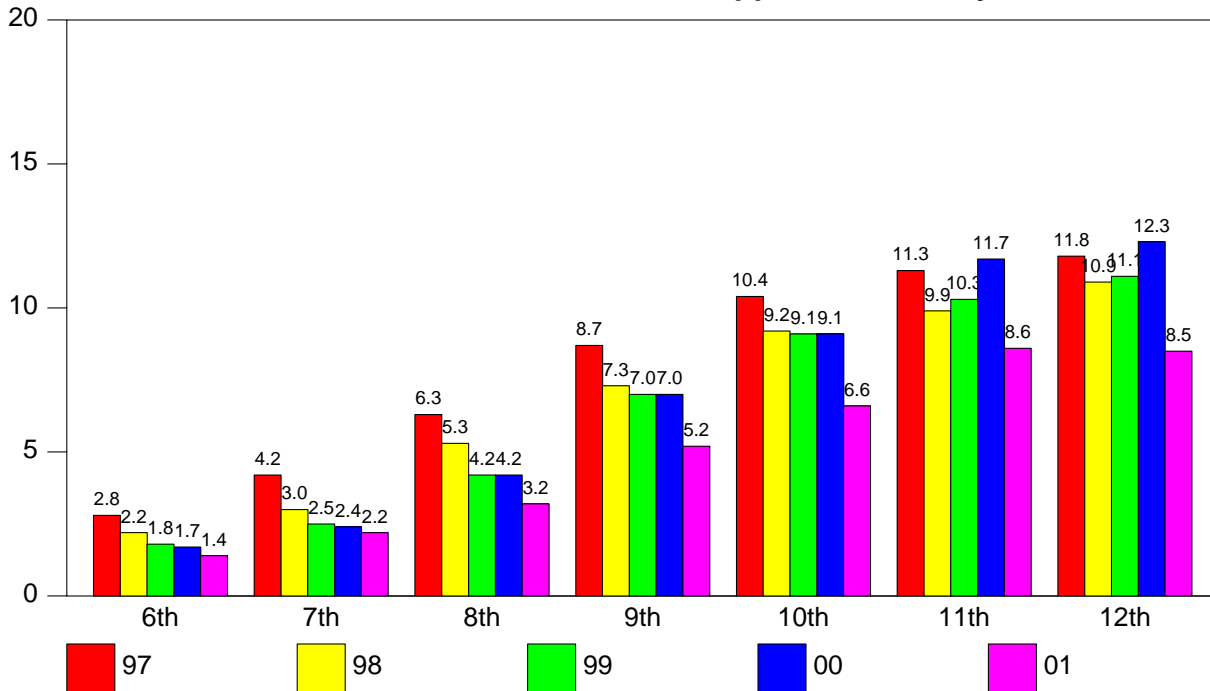


7.12 - % Students Who Use Cocaine -- Monthly

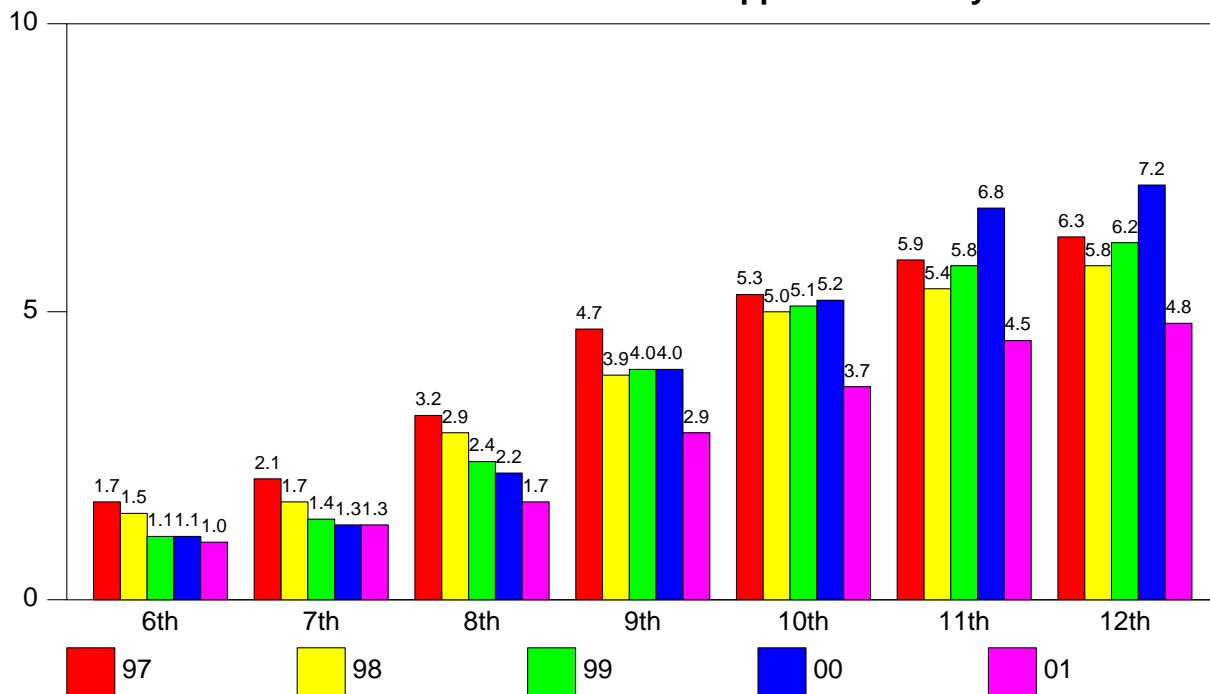


7.7. Annual & Monthly Use of Uppers

7.13 - % Students Who Use Uppers -- Annually

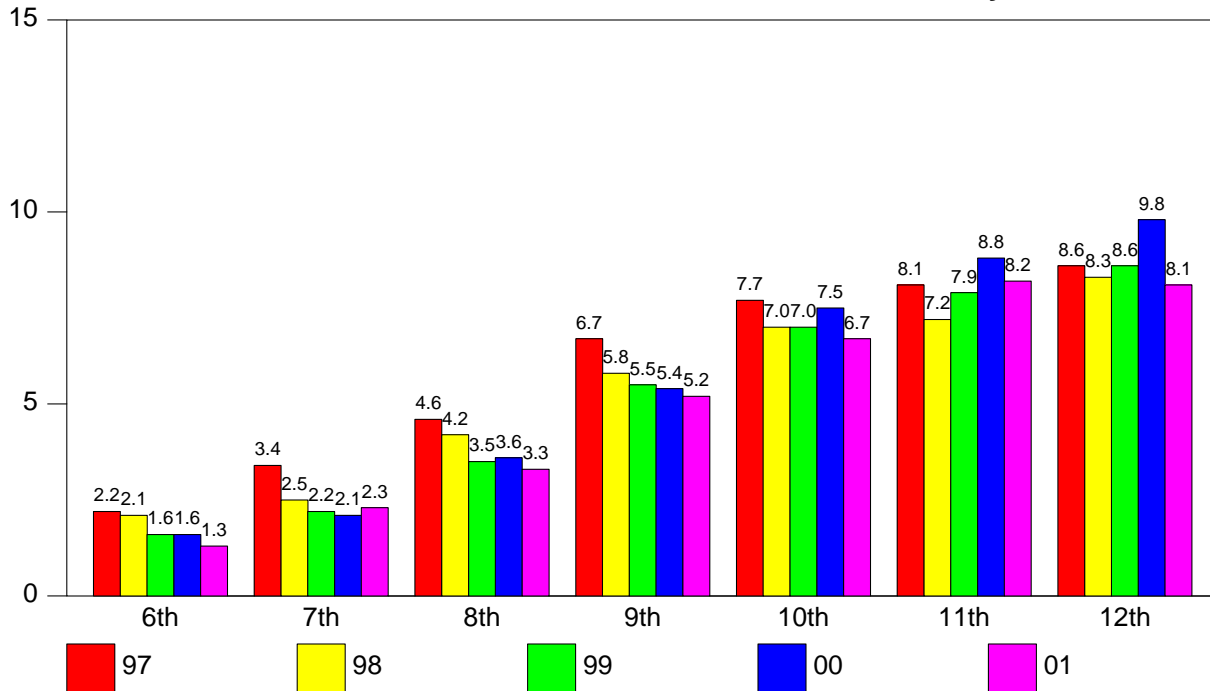


7.14 - % Students Who Use Uppers -- Monthly

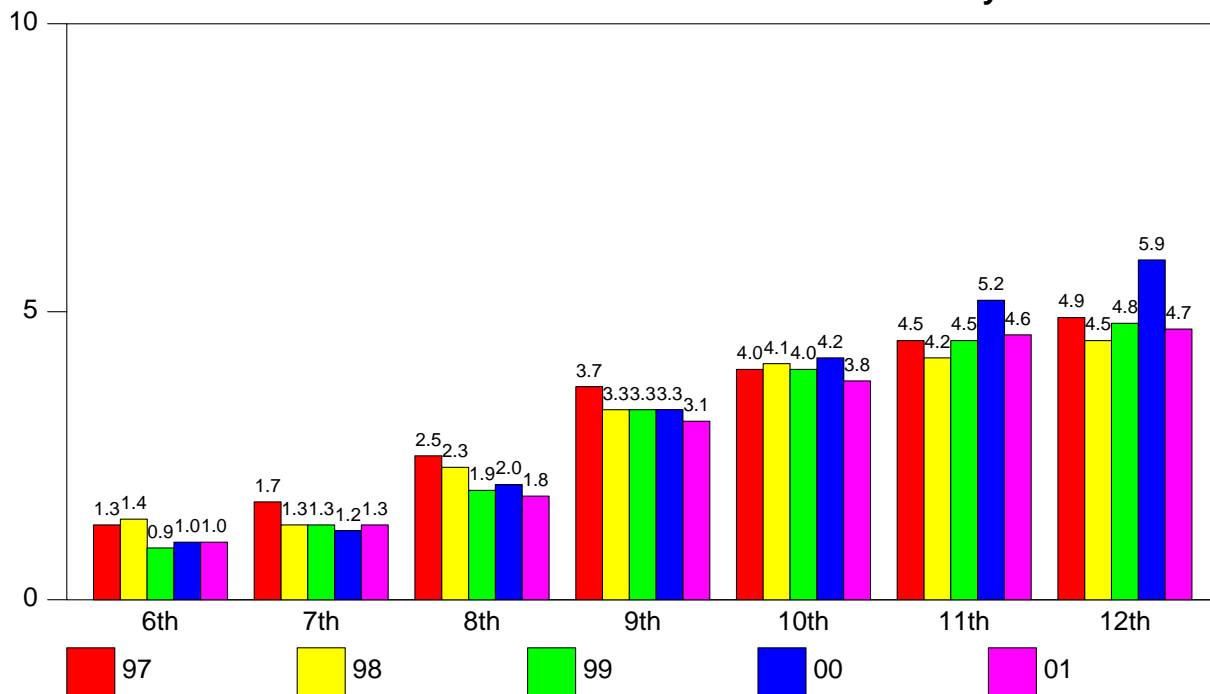


7.8. Annual & Monthly Use of Downers

7.15 - % Students Who Use Downers -- Annually

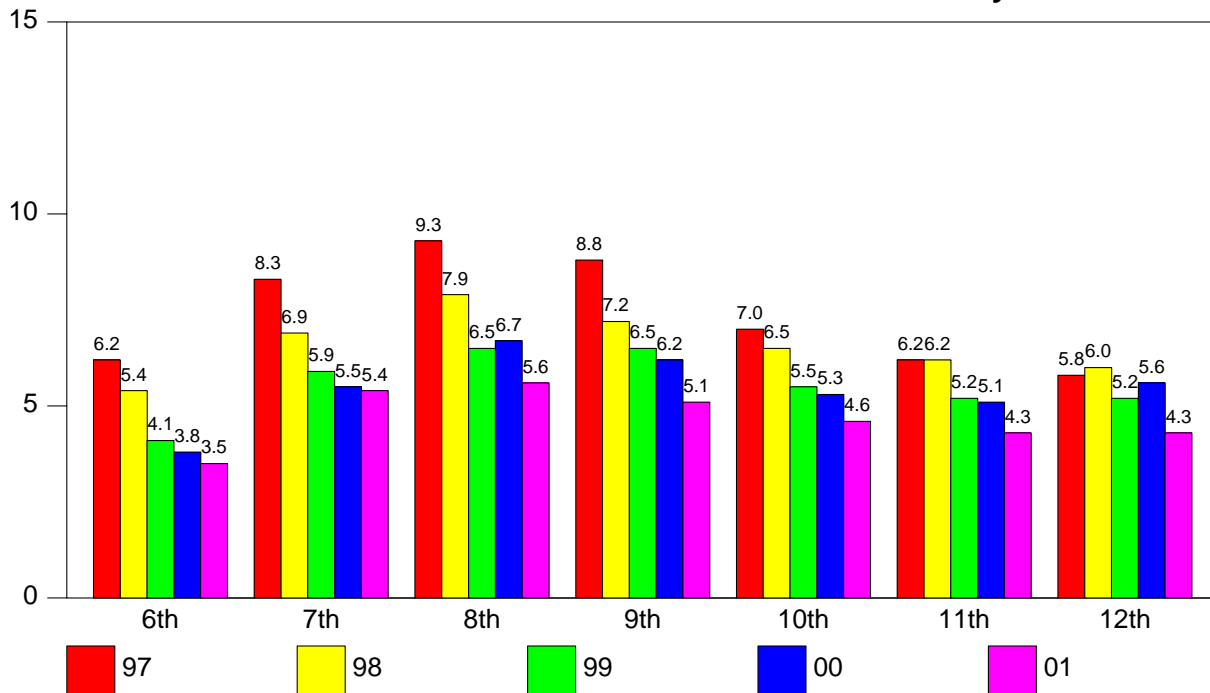


7.16 - % Students Who Use Downers -- Monthly

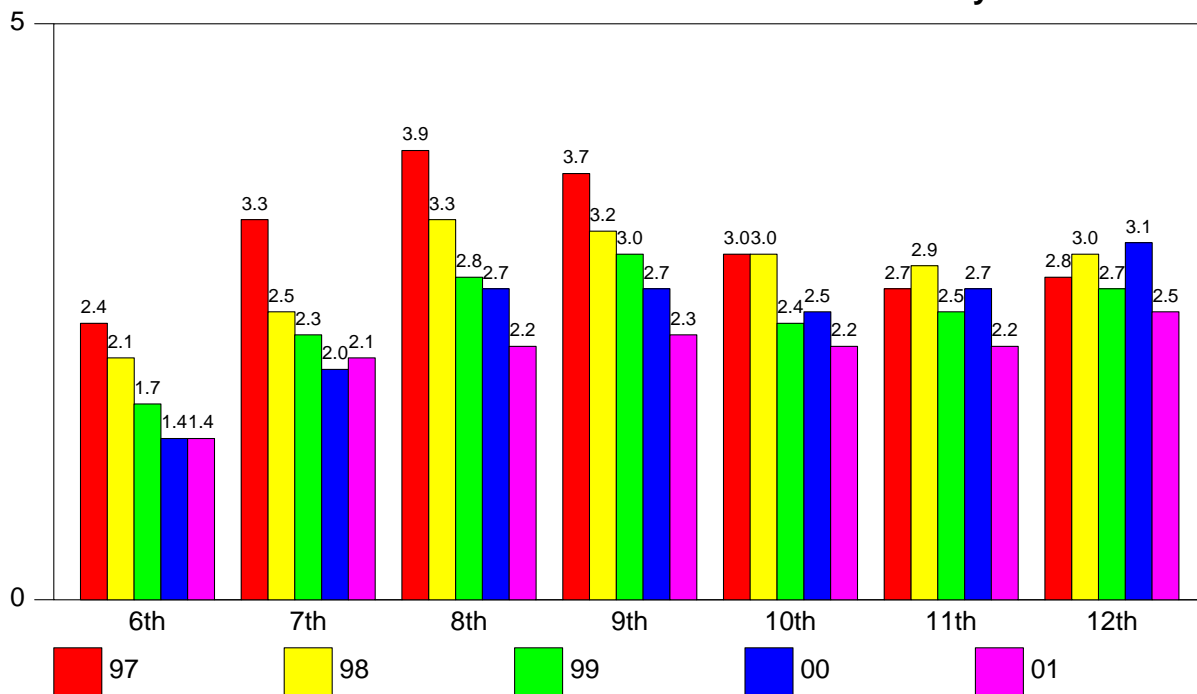


7.9. Annual & Monthly Use of Inhalants

7.17 - % Students Who Use Inhalants -- Annually

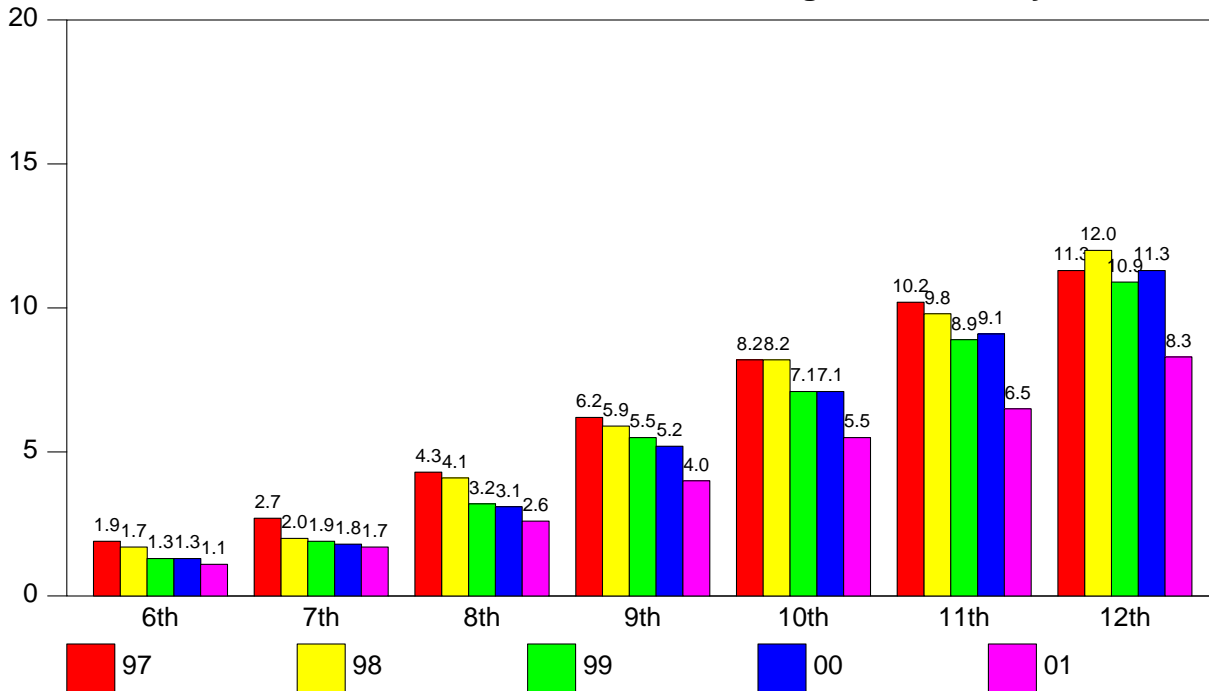


7.18 - % Students Who Use Inhalants -- Monthly

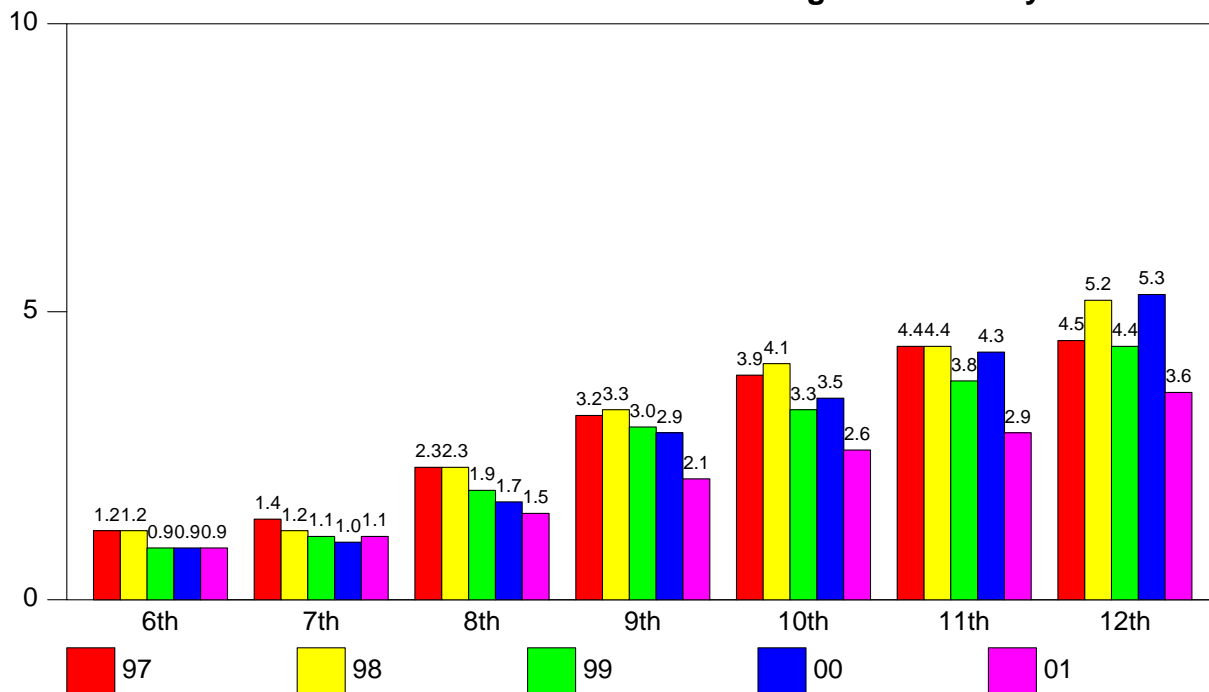


7.10. Annual & Monthly Use of Hallucinogens

7.19 - % Students Who Use Hallucinogens -- Annually

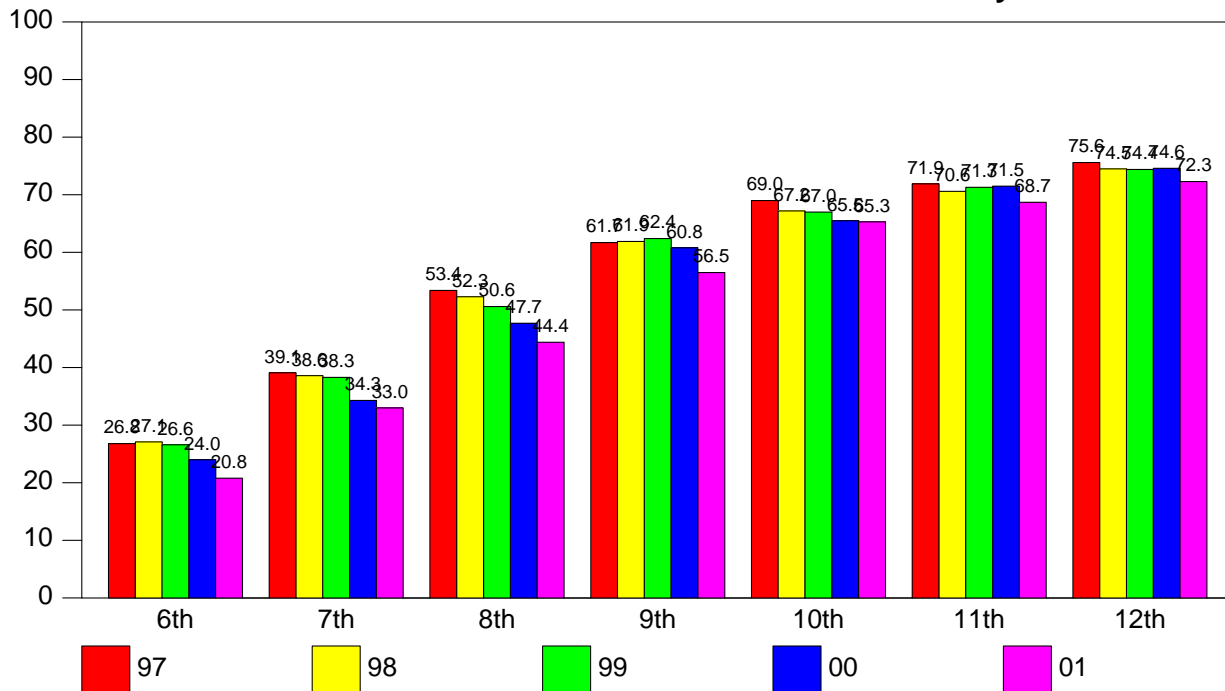


7.20 - % Students Who Use Hallucinogens -- Monthly

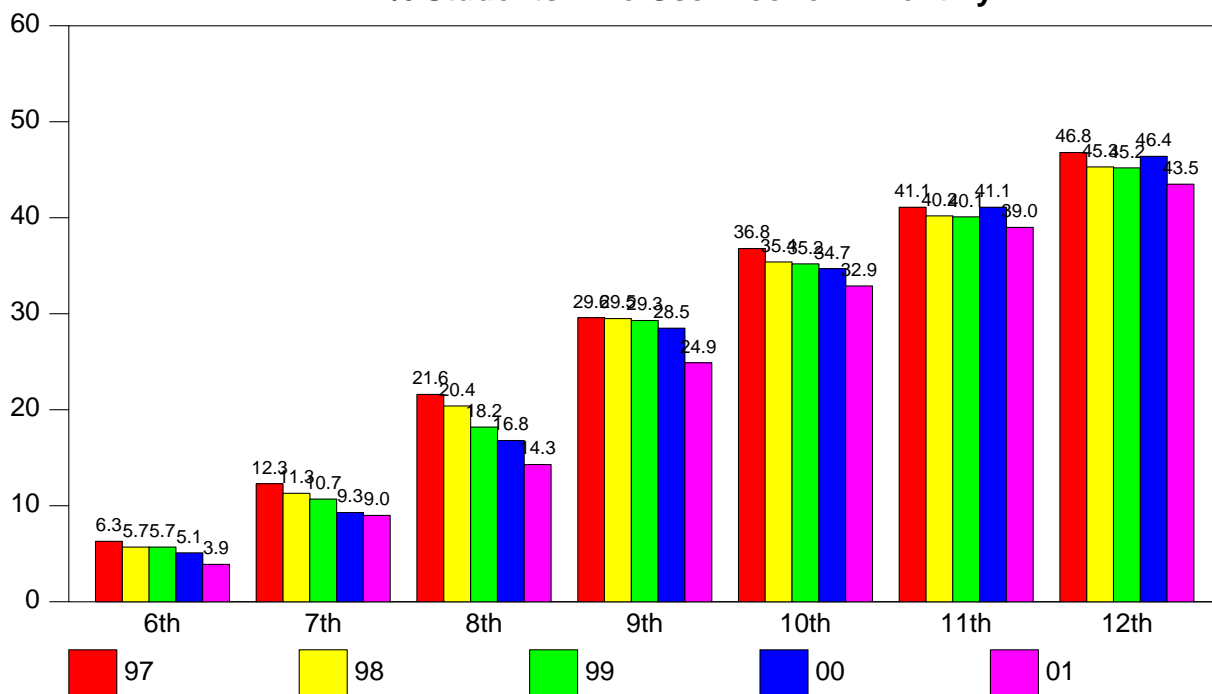


7.11. Annual & Monthly Use of Alcohol

7.21 - % Students Who Use Alcohol -- Annually

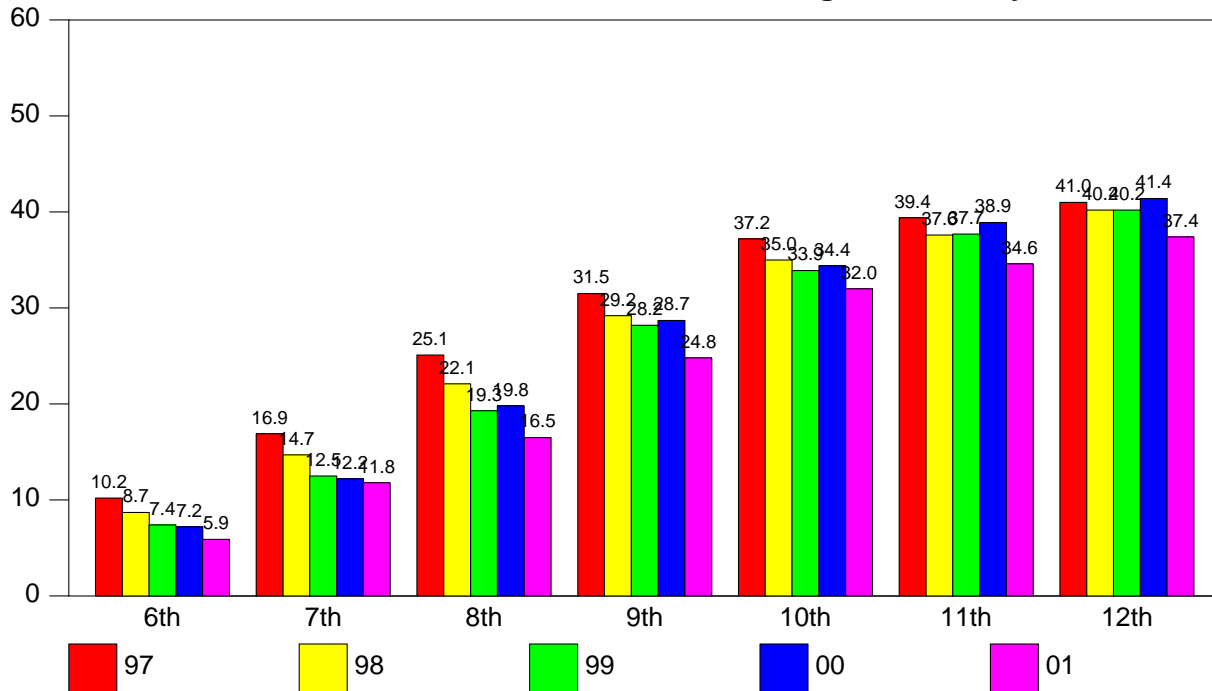


7.22 - % Students Who Use Alcohol -- Monthly

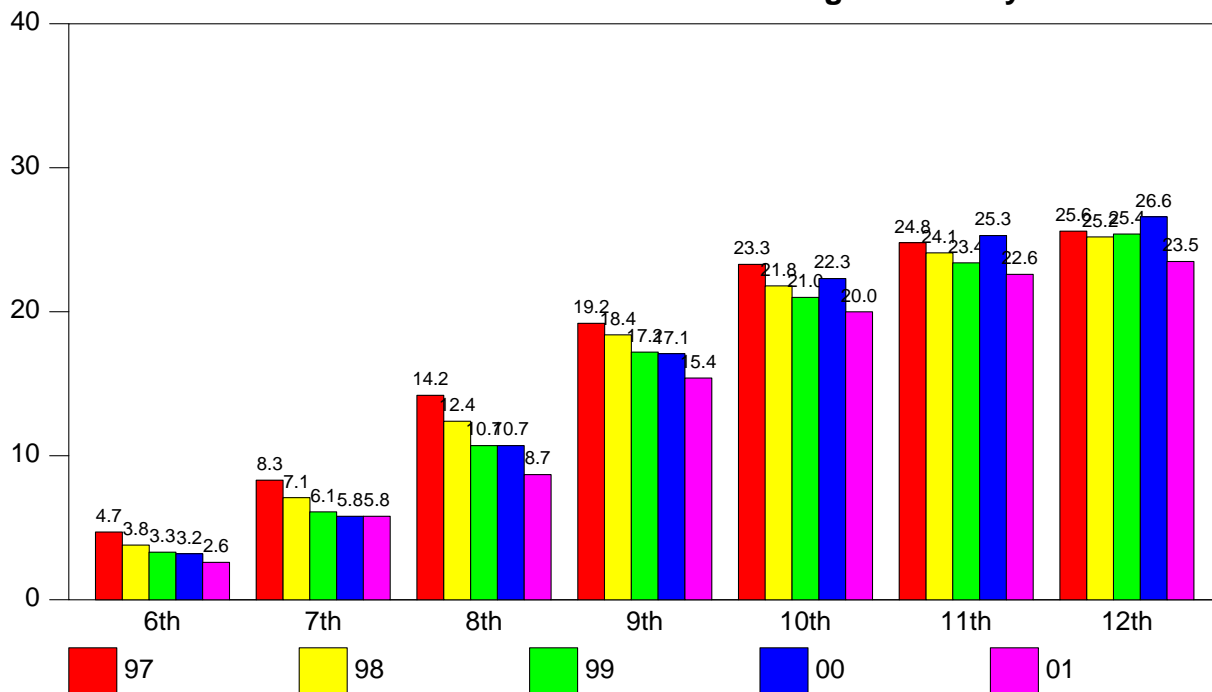


7.12. Annual & Monthly Use of Illicit Drugs

7.23 - % Students Who Use Illicit Drugs -- Annually

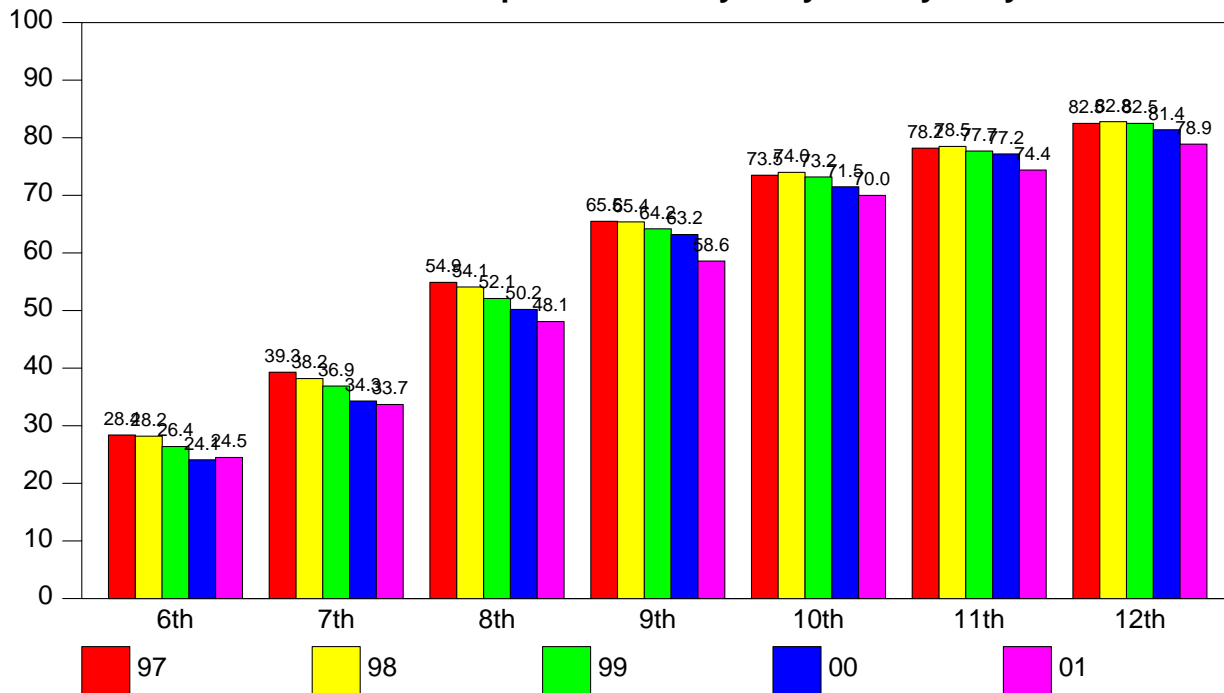


7.24 - % Students Who Use Illicit Drugs -- Monthly



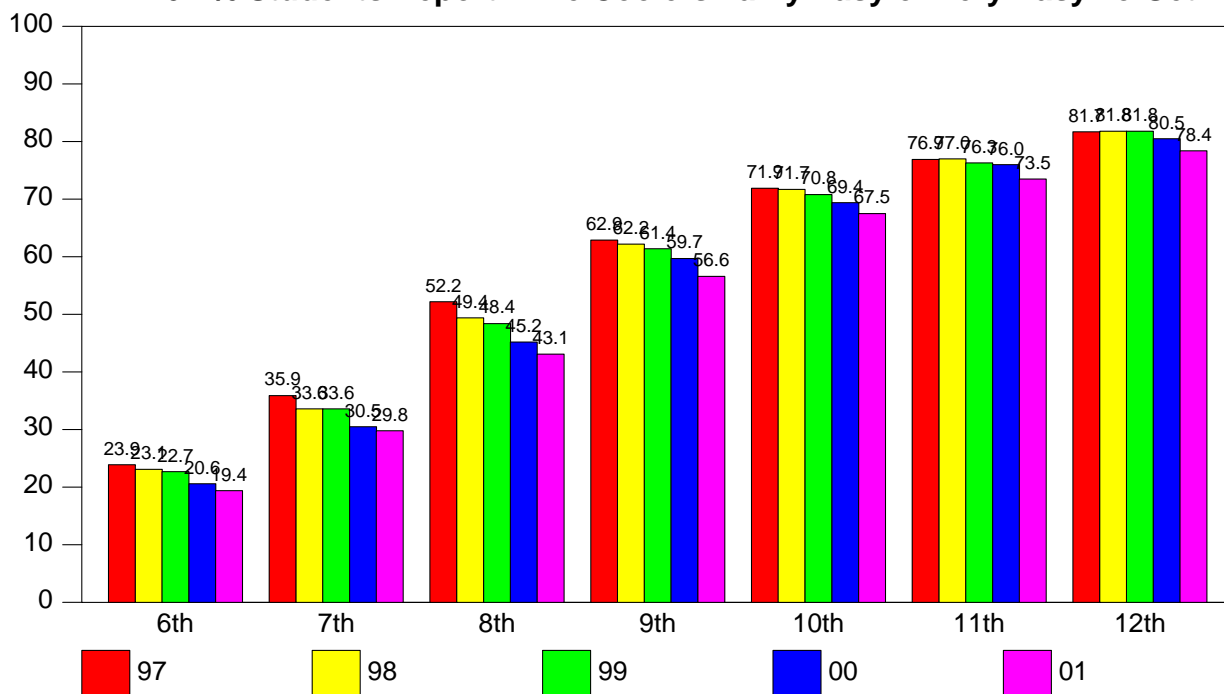
7.13. Availability of Beer

7.25 - % Students Report Beer Fairly Easy or Very Easy To Get



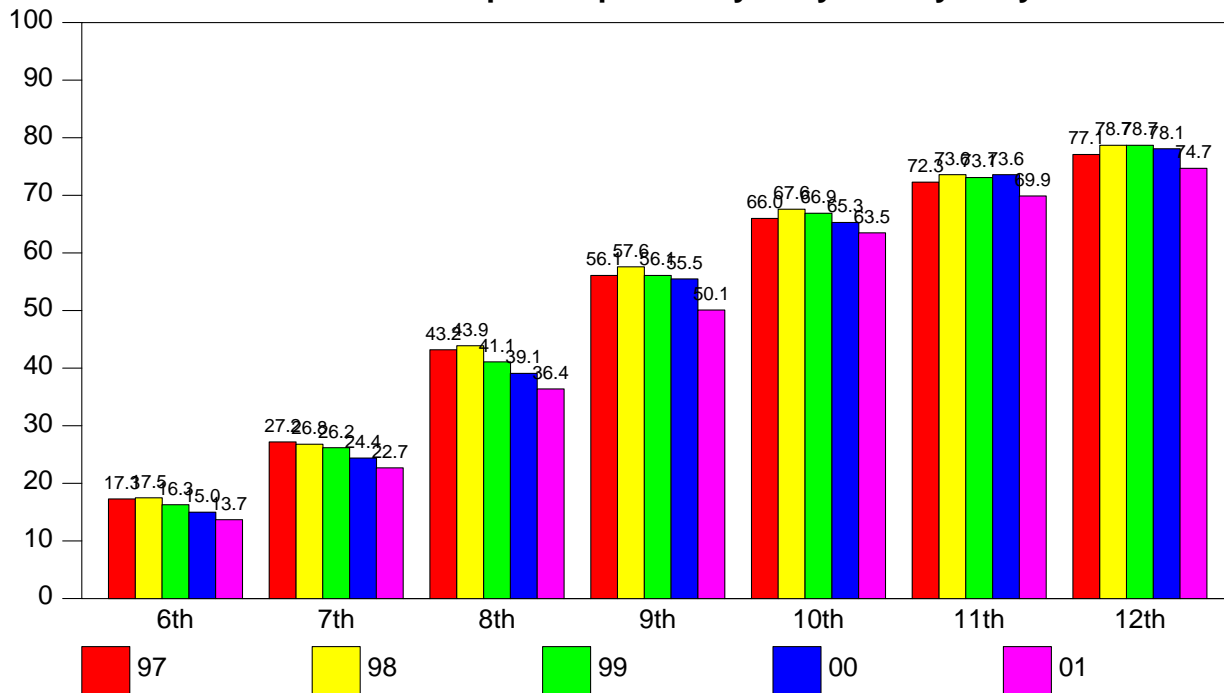
7.14. Availability of Wine Coolers

7.26 - % Students Report Wine Coolers Fairly Easy or Very Easy To Get



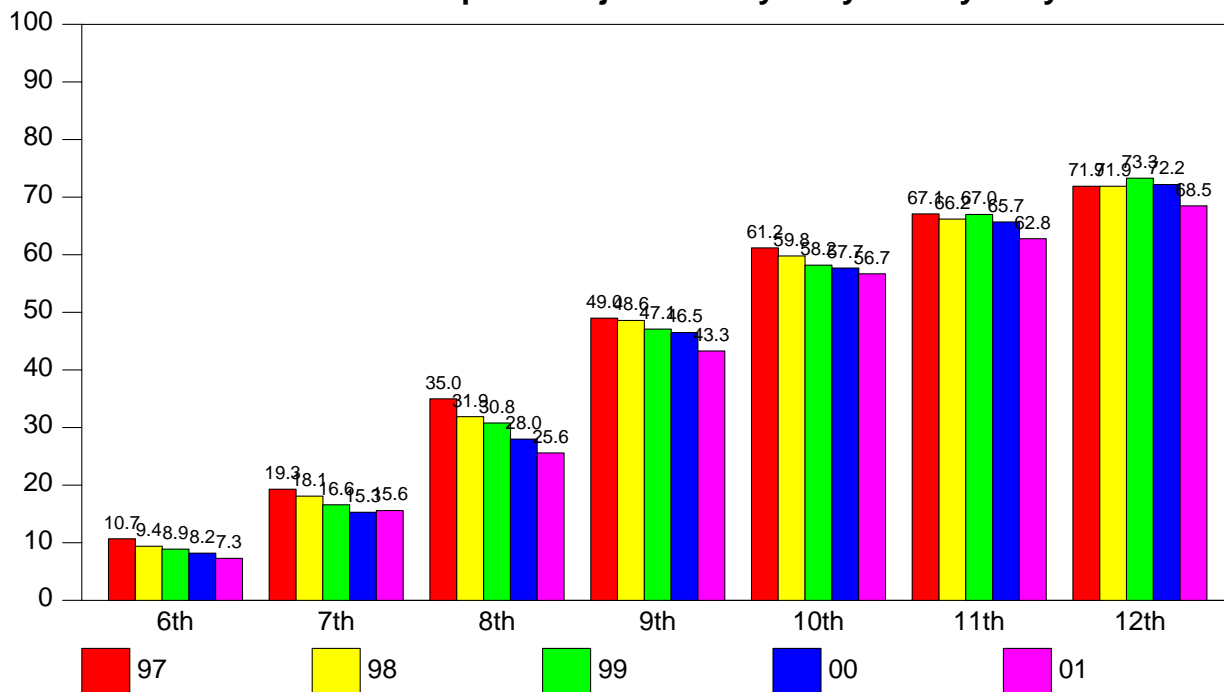
7.15. Availability of Liquor

7.27 - % Students Report Liquor Fairly Easy or Very Easy To Get



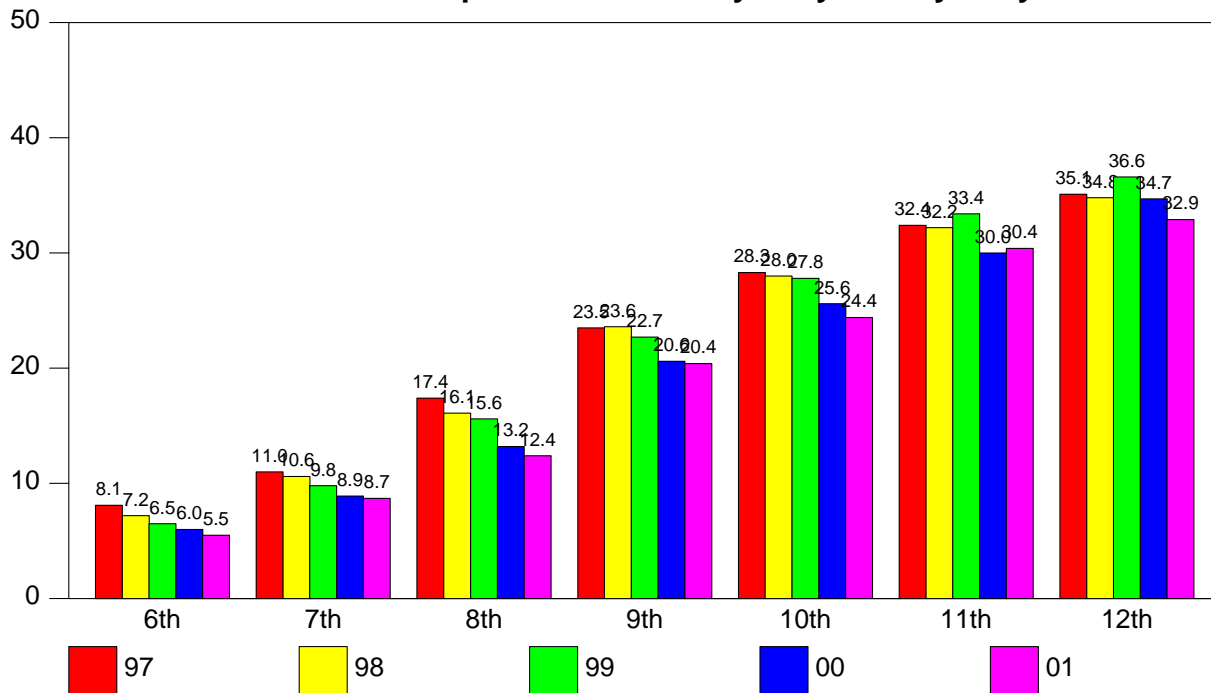
7.16. Availability of Marijuana

7.28 - % Students Report Marijuana Fairly Easy or Very Easy To Get



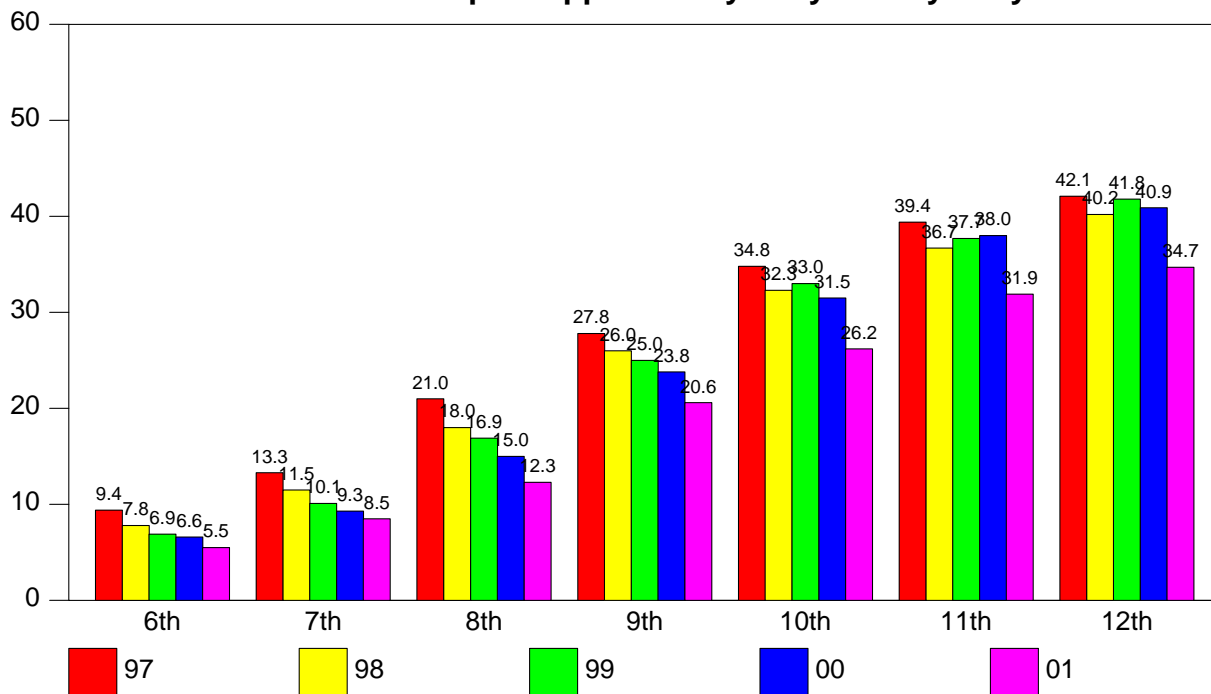
7.17. Availability of Cocaine

7.29 - % Students Report Cocaine Fairly Easy or Very Easy To Get



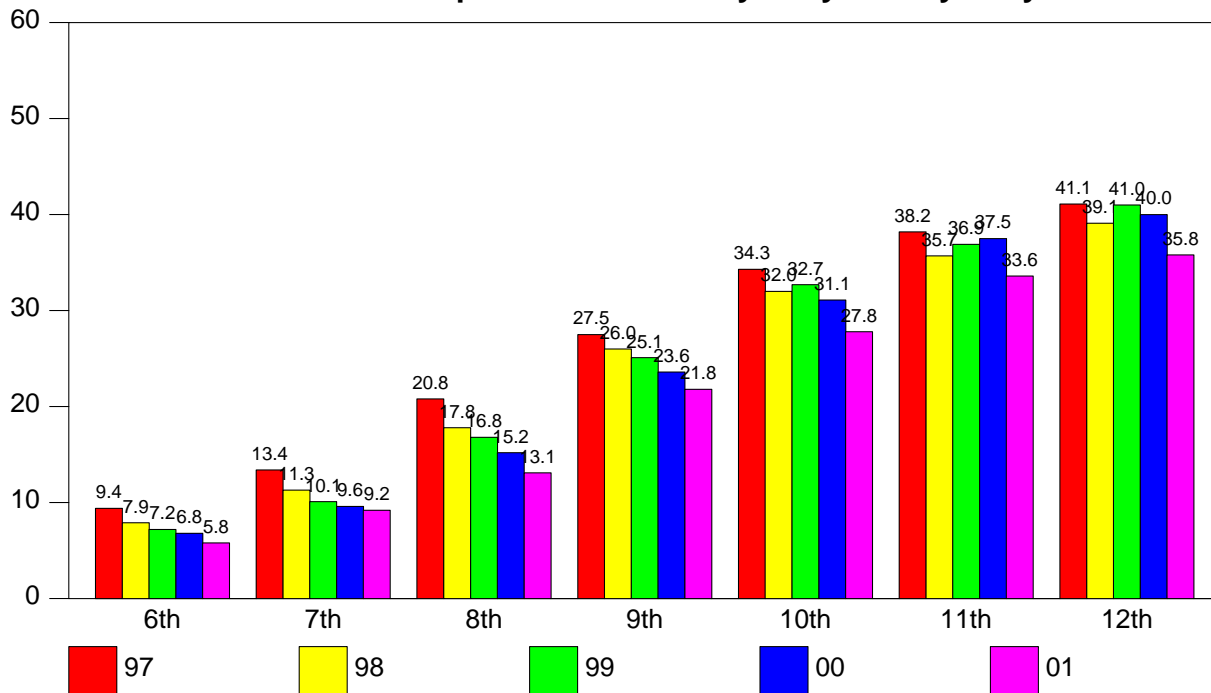
7.18. Availability of Uppers

7.30 - % Students Report Uppers Fairly Easy or Very Easy To Get



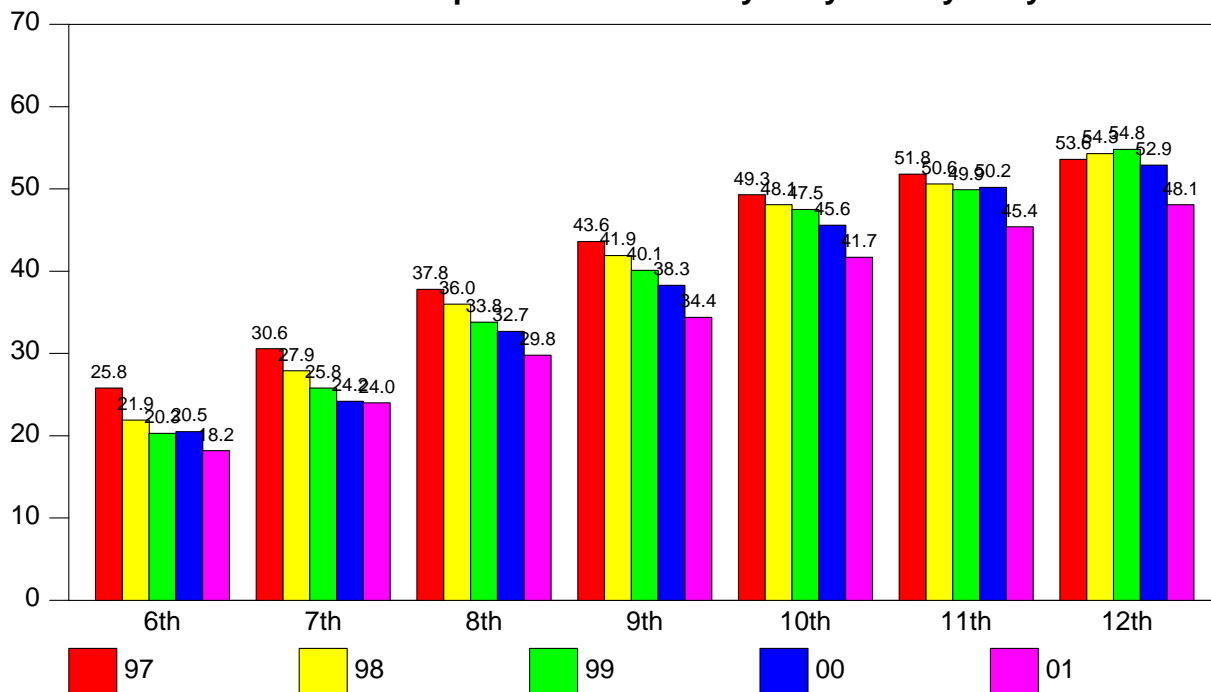
7.19. Availability of Downers

7.31 - % Students Report Downers Fairly Easy or Very Easy To Get



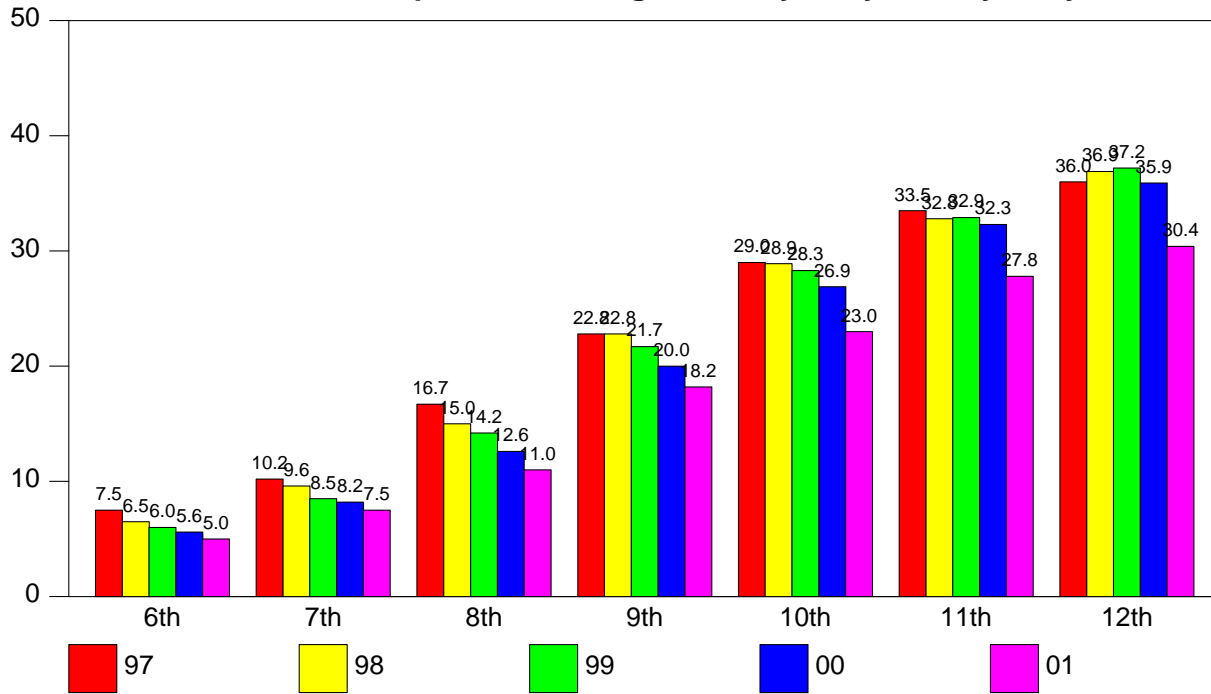
7.20. Availability of Inhalants

7.32 - % Students Report Inhalants Fairly Easy or Very Easy To Get



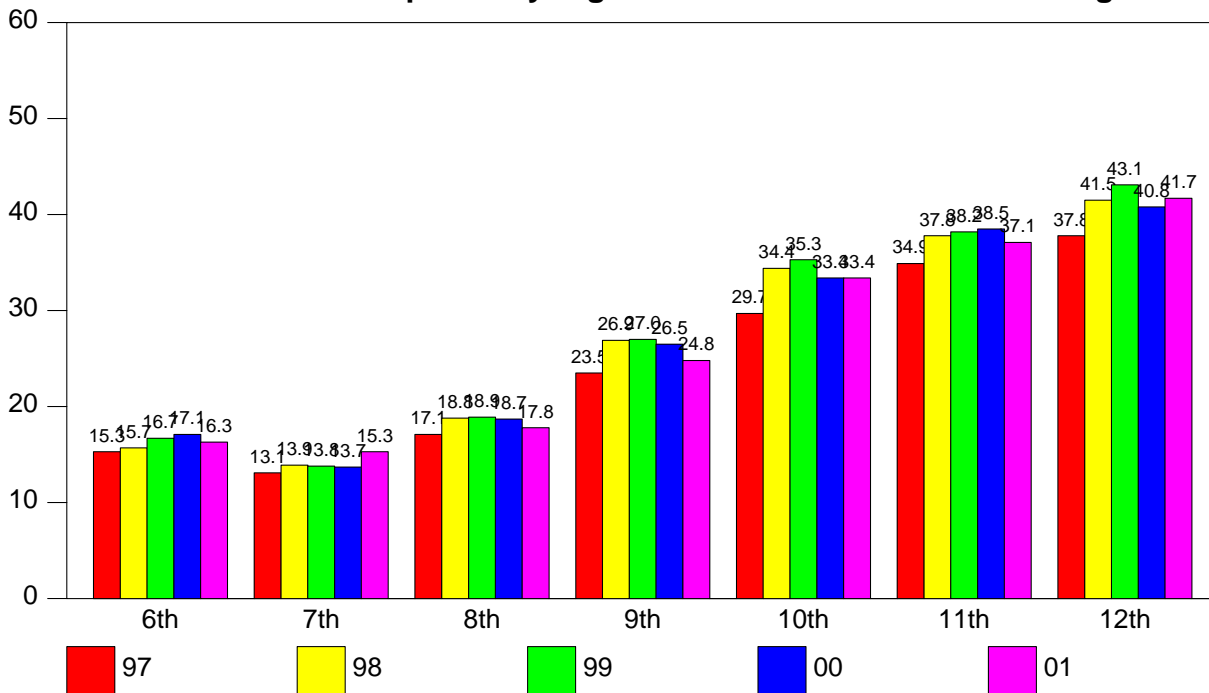
7.21. Availability of Hallucinogens

7.33 - % Students Report Hallucinogens Fairly Easy or Very Easy To Get



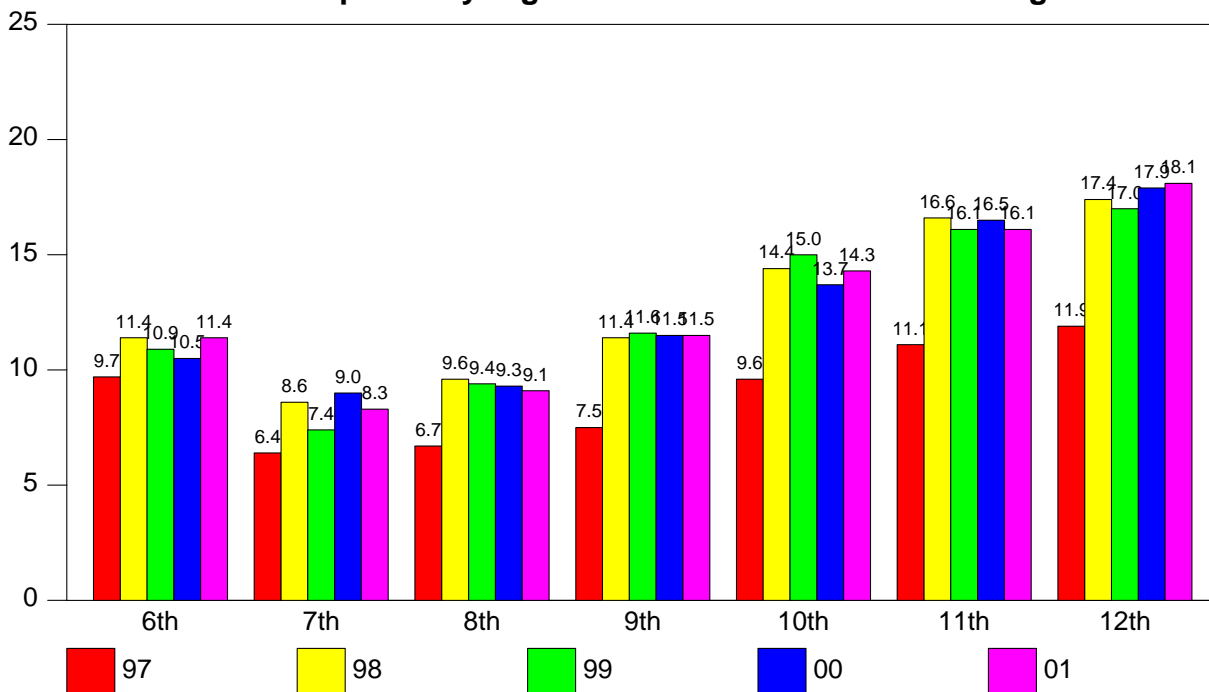
7.22. Effect of Use of Beer

7.34 - % Students Report Very High or Bomed/Stoned When Using Beer



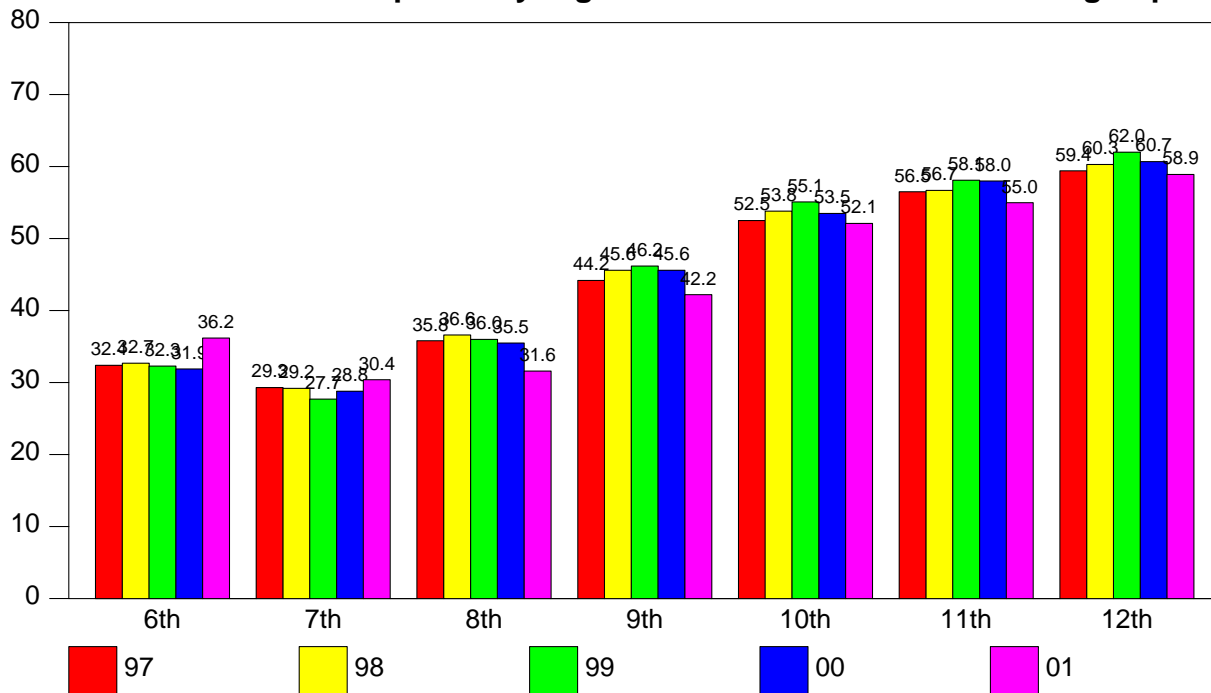
7.23. Effect of Use of Wine Coolers

7.35 - % Students Report Very High or Bomed/Stoned When Using Wine Coolers



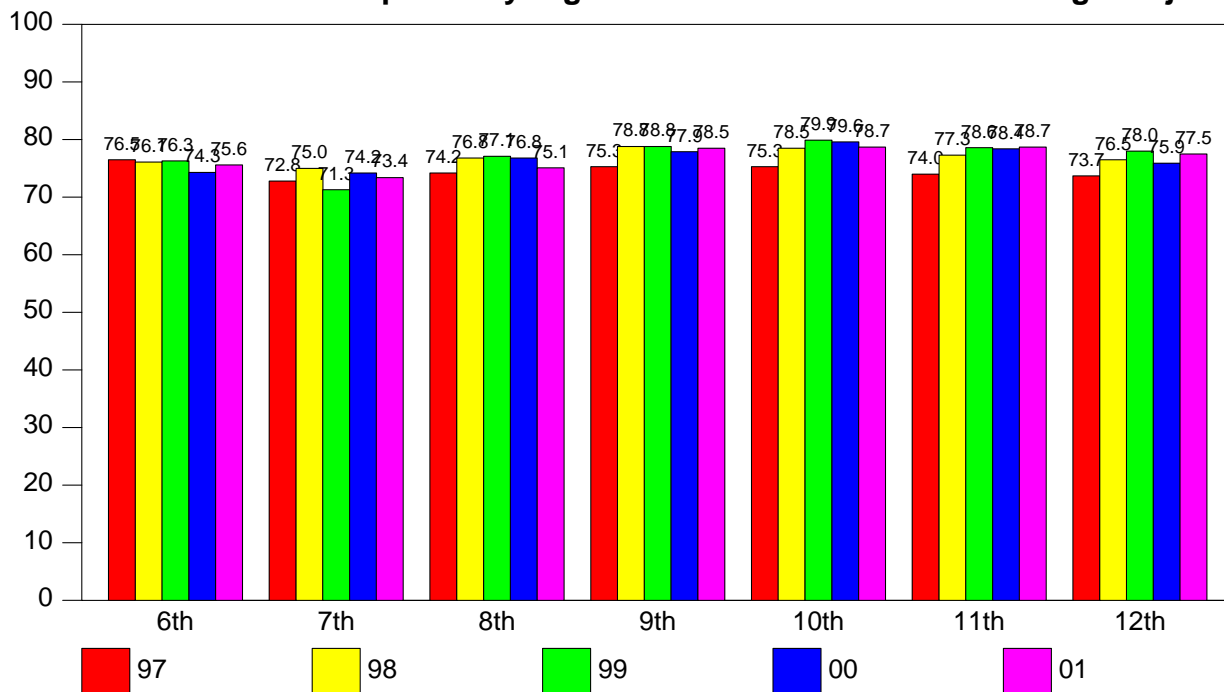
7.24. Effect of Use of Liquor

7.36 - % Students Report Very High or Bomed/Stoned When Using Liquor



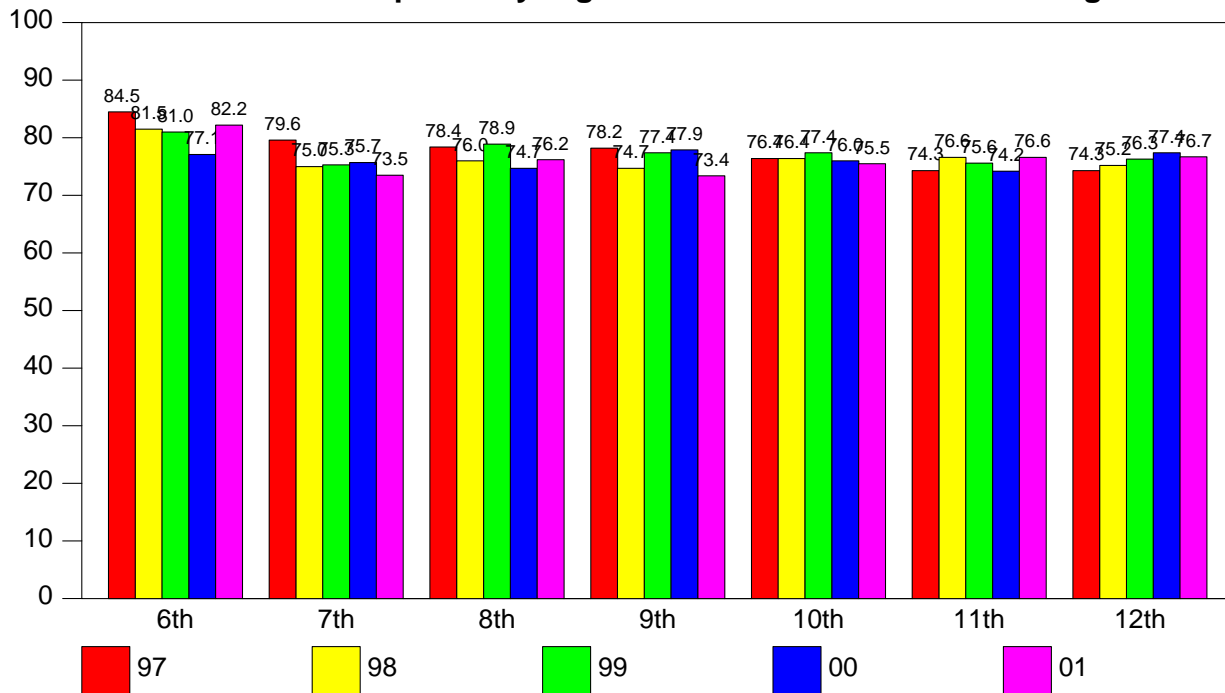
7.25. Effect of Use of Marijuana

7.37 - % Students Report Very High or Bomed/Stoned When Using Marijuana



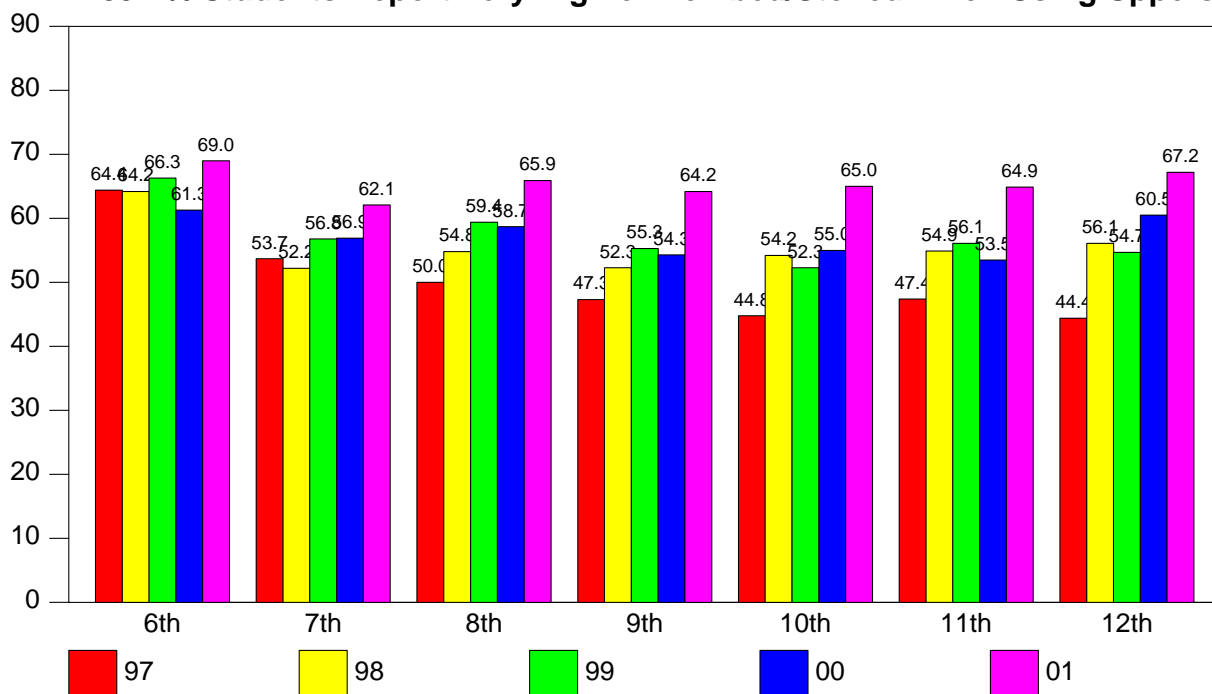
7.26. Effect of Use of Cocaine

7.38 - % Students Report Very High or Bomed/Stoned When Using Cocaine



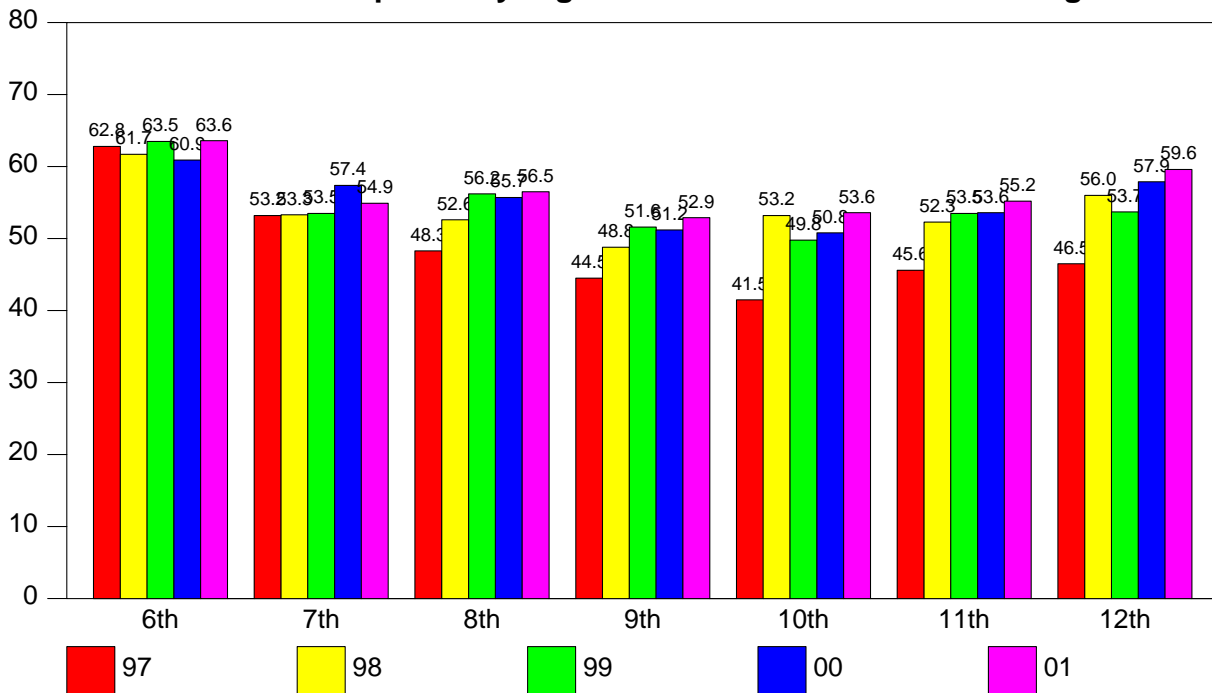
7.27. Effect of Use of Uppers

7.39 - % Students Report Very High or Bomed/Stoned When Using Uppers



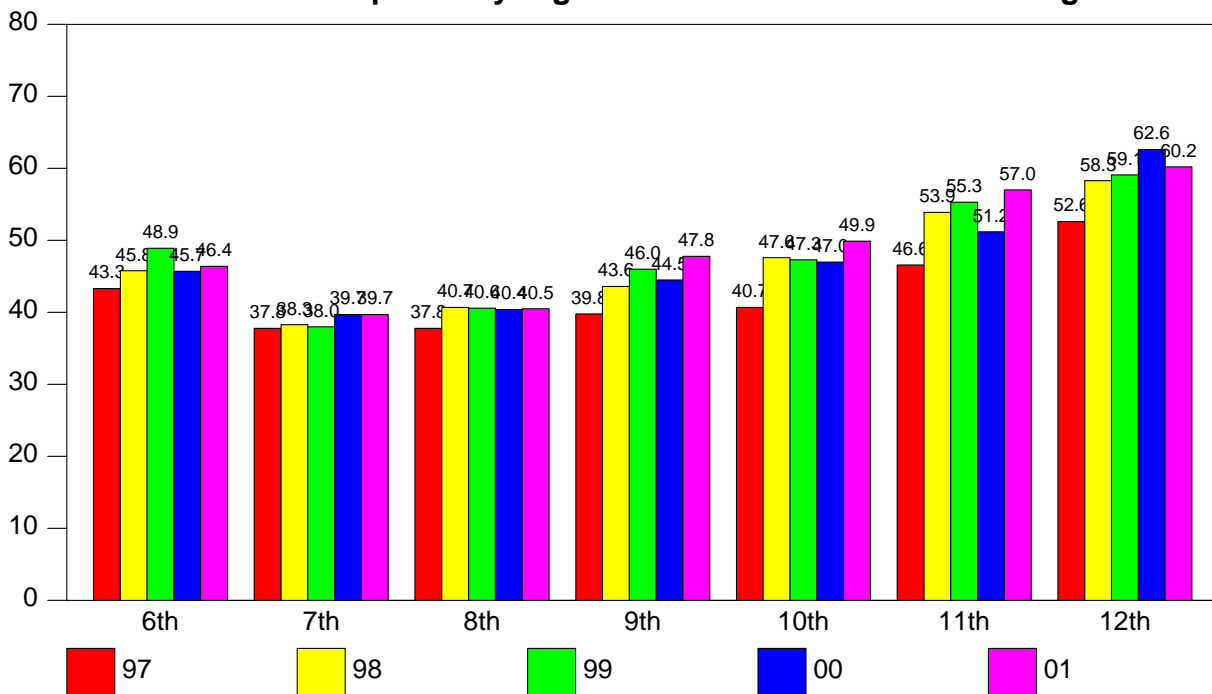
7.28. Effect of Use of Downers

7.40 - % Students Report Very High or Bomed/Stoned When Using Downers



7.29. Effect of Use of Inhalants

7.41 - % Students Report Very High or Bomed/Stoned When Using Inhalants



7.30. Effect of Use of Hallucinogens

7.42 - % Students Report Very High or Bomed/Stoned When Using Hallucinogens

