

PRIDE QUESTIONNAIRE REPORT

1998-99 National Summary
Grades 6 through 12

US989999

Sun May 21 12:48:13 CDT 2000



CHAPTER 1

INTRODUCTION

The following graphs, summary and tables are compiled from data collected in your school(s) using the **PRIDE Surveys Questionnaire**. These data reflect prevalence and patterns of drug and alcohol use, violence, gang activity and suicide. It is important that this report be utilized as part of your drug abuse and violence awareness and prevention programs. We strongly suggest that you:

- **COPY THE FOLLOWING PAGES**, (which highlight and graphically summarize drug use and violent behavior by students in your school)
- **DISTRIBUTE THEM TO YOUR FACULTY**
- **AND SHARE THIS INFORMATION WITH PARENTS.**

Most of all, we strongly encourage a parent meeting at your school to share this information!

NOTE: Most drug use occurs at nights and weekends when school is not in session. You will find statistics in this report which support these findings.

FOR GREATEST SUCCESS IN DECREASING DRUG USE, FACULTY, STUDENTS AND PARENTS MUST WORK TOGETHER TOWARD A DRUG-FREE LIFESTYLE.

If you have questions about this report or if you wish to have information on other **PRIDE Surveys** services and products, please call the **PRIDE Surveys** Office or write to the following address:

PRIDE Surveys
Janie Pitcock
166 St Charles St
Bowling Green, KY 42101
1-800-279-6361
1-270-746-9596

1.1. Annual and Monthly Use vs Previous Year

Percentage of Students Who Report Using Drugs

DRUG	GRADE LEVEL	ANNUAL USE			MONTHLY USE		
		1997-98	1998-99	change	1997-98	1998-99	change
Cigarettes	Junior High	29.4	26.2	-3.2*	15.6	13.2	-2.4*
	Senior High	48.9	46.5	-2.4*	33.9	31.1	-2.8*
	12th Graders	54.0	51.4	-2.6*	40.7	37.5	-3.2*
Beer	Junior High	30.3	29.6	-0.7*	10.7	10.2	-0.5*
	Senior High	57.0	55.9	-1.1*	31.9	31.5	-0.4
	12th Graders	64.5	63.2	-1.3*	41.0	39.9	-1.1
Wine Coolers	Junior High	31.6	31.2	-0.4	9.9	9.6	-0.3*
	Senior High	51.5	52.0	+0.5	21.4	22.9	+1.5*
	12th Graders	54.9	55.1	+0.2	23.9	25.5	+1.6*
Liquor	Junior High	21.0	21.1	+0.1	8.0	8.0	+0.0
	Senior High	52.1	52.9	+0.8*	26.9	28.1	+1.2*
	12th Graders	61.8	61.9	+0.1	34.1	35.3	+1.2*
Any Alcohol	Junior High	41.8	41.4	-0.4	14.6	13.7	-0.9*
	Senior High	68.8	68.1	-0.7*	37.5	37.0	-0.5*
	12th Graders	75.6	74.5	-1.1*	46.8	45.3	-1.5*
Marijuana	Junior High	12.5	11.0	-1.5*	7.1	6.5	-0.6*
	Senior High	33.4	32.3	-1.1*	20.8	20.3	-0.5*
	12th Graders	38.6	37.8	-0.8	23.6	23.1	-0.5
Cocaine	Junior High	2.8	2.7	-0.1	1.6	1.5	-0.1
	Senior High	6.0	6.1	+0.1	3.1	3.2	+0.1*
	12th Graders	7.9	8.0	+0.1	4.0	4.1	+0.1
Uppers	Junior High	4.7	3.8	-0.9*	2.5	2.1	-0.4*
	Senior High	10.4	9.2	-1.2*	5.4	5.0	-0.4*
	12th Graders	11.8	10.9	-0.9*	6.3	5.8	-0.5
Downers	Junior High	3.6	3.1	-0.5*	1.9	1.7	-0.2*
	Senior High	7.7	7.0	-0.7*	4.2	4.0	-0.2
	12th Graders	8.6	8.3	-0.3	4.9	4.5	-0.4
Inhalants	Junior High	8.1	7.0	-1.1*	3.3	2.7	-0.6*
	Senior High	7.1	6.5	-0.6*	3.1	3.0	-0.1
	12th Graders	5.8	6.0	+0.2	2.8	3.0	+0.2
Hallucinogens	Junior High	3.2	2.8	-0.4*	1.8	1.7	-0.1
	Senior High	8.7	8.8	+0.1	3.9	4.2	+0.3*
	12th Graders	11.3	12.0	+0.7	4.5	5.2	+0.7*
Heroin	Junior High	2.1	1.9	-0.2*	1.3	1.2	-0.1
	Senior High	3.2	3.1	-0.1	1.9	2.0	+0.1
	12th Graders	3.8	3.6	-0.2	2.3	2.4	+0.1
Any Illicit Drugs	Junior High	18.6	16.3	-2.3*	9.8	8.5	-1.3*
	Senior High	36.7	35.2	-1.5*	22.9	22.1	-0.8*
	12th Graders	41.0	40.2	-0.8	25.6	25.2	-0.4

*Statistically significant difference at .05 level using chi-square with variables year & no-use/use.

N-Sizes

Grade	1997-98	1998-99
Junior High	68,149	58,619
Senior High	86,201	79,460
12th Graders	15,816	16,366

1.2. Annual Use vs Previous Year Chi-Square Test

1997-98 vs. 1998-99 NATIONAL SUMMARY RESULTS
USA - PRIDE - CHI-SQUARE TEST

Percent of Junior High Students Who Used These Drugs At Least 1/Year

Drug	Junior High 1997-98	Junior High 1998-99	Chi-Square	Relative % Change
Cigarettes	29.4%	26.2%	153.7*	-3.2%
Beer	30.3%	29.6%	8.2*	-0.7%
Wine Coolers	31.6%	31.2%	2.7	-0.4%
Liquor	21.0%	21.1%	0.3	+0.1%
Any Alcohol	41.8%	41.4%	2.5	-0.4%
Marijuana	12.5%	11.0%	63.4*	-1.5%
Cocaine	2.8%	2.7%	0.6	-0.1%
Uppers	4.7%	3.8%	62.0*	-0.9%
Downers	3.6%	3.1%	25.8*	-0.5%
Inhalants	8.1%	7.0%	61.3*	-1.1%
Hallucinogens	3.2%	2.8%	12.8*	-0.4%
Heroin	2.1%	1.9%	6.7*	-0.2%
Any Illicit Drugs	18.6%	16.3%	115.9*	-2.3%

*Statistically significant difference at .05 level using chi-square with 1 degree of freedom.

Percent of Senior High Students Who Used These Drugs At Least 1/Year

Drug	Senior High 1997-98	Senior High 1998-99	Chi-Square	Relative % Change
Cigarettes	48.9%	46.5%	93.9*	-2.4%
Beer	57.0%	55.9%	20.2*	-1.1%
Wine Coolers	51.5%	52.0%	3.1	+0.5%
Liquor	52.1%	52.9%	11.5*	+0.8%
Any Alcohol	68.8%	68.1%	7.7*	-0.7%
Marijuana	33.4%	32.3%	21.0*	-1.1%
Cocaine	6.0%	6.1%	2.2	+0.1%
Uppers	10.4%	9.2%	62.3*	-1.2%
Downers	7.7%	7.0%	27.3*	-0.7%
Inhalants	7.1%	6.5%	21.7*	-0.6%
Hallucinogens	8.7%	8.8%	0.7	+0.1%
Heroin	3.2%	3.1%	0.6	-0.1%
Any Illicit Drugs	36.7%	35.2%	45.1*	-1.5%

*Statistically significant difference at .05 level using chi-square with 1 degree of freedom.

Grade	N-Sizes	
	1997-98	1998-99
Junior High	68,149	58,619
Senior High	86,201	79,460

1.3. Annual Use by Junior High, Senior High, 12th Grade and Total Since 1987

PRIDE National Summary

% of Annual Drug Use by Junior and Senior High Students, 12th Graders, and Total for Grades 6 through 12

	87-88	88-89	89-90	90-91	91-92	92-93	93-94	94-95	95-96	96-97	97-98	98-99
Cigarettes												
Jr. High	22.1	28.1	27.6	22.6	25.2	25.5	26.3	28.1	31.1	31.8	29.4	26.2
Sr. High	34.6	38.7	38.0	35.2	37.7	38.4	41.5	44.4	48.2	50.2	48.9	46.5
12th Grade	36.1	40.2	41.4	35.6	40.4	42.0	43.9	46.8	50.0	52.4	54.0	51.4
Total	29.1	34.2	32.1	30.9	31.9	32.7	34.3	36.8	40.5	41.3	40.3	37.9
Smokeless Tobacco **												
Jr. High												6.3
Sr. High												13.0
12th Grade												14.9
Total												10.1
Cigars **												
Jr. High												12.2
Sr. High												29.2
12th Grade												35.4
Total												22.0
Any Tobacco												
Jr. High												28.9
Sr. High												52.2
12th Grade												58.4
Total												42.3
Beer												
Jr. High	30.8	37.5	35.9	30.6	31.6	31.2	30.3	30.8	33.1	33.2	30.3	29.6
Sr. High	57.9	61.4	58.9	56.2	56.5	55.6	56.5	57.4	59.1	59.6	57.0	55.9
12th Grade	64.3	67.5	67.3	65.2	63.8	63.5	63.8	64.0	64.9	65.3	64.5	63.2
Total	46.1	51.4	47.1	50.0	44.9	44.8	44.2	45.0	47.4	46.9	45.2	44.7
Wine Coolers												
Jr. High	29.5	36.4	35.2	30.3	31.0	30.7	29.9	29.8	33.2	33.6	31.6	31.2
Sr. High	56.4	60.2	56.9	55.4	53.8	52.2	52.0	51.7	52.6	52.9	51.5	52.0
12th Grade	63.5	65.7	64.2	65.7	60.3	58.8	57.4	56.5	54.5	55.4	54.9	55.1
Total	44.6	50.2	45.7	50.8	43.2	42.6	41.6	41.5	43.8	43.6	42.7	43.2
Liquor												
Jr. High	17.9	24.9	24.9	19.6	21.4	21.5	21.4	21.3	22.9	23.7	21.0	21.1
Sr. High	45.6	51.9	51.0	48.7	50.0	49.5	51.3	51.5	53.4	54.9	52.1	52.9
12th Grade	53.9	59.8	60.8	59.5	59.4	58.8	59.9	59.5	59.9	62.3	61.8	61.9
Total	33.5	40.6	37.8	39.6	36.6	37.0	37.3	37.4	39.6	39.9	38.4	39.5
Any Alcohol												
Jr. High								39.8	44.5	44.7	41.8	41.4
Sr. High								66.8	70.6	71.0	68.8	68.1
12th Grade								73.4	75.6	76.5	75.6	74.5
Total								54.2	58.8	58.3	56.9	56.8

* New drug category added 95-96 school year.

** New drug category added 98-99 school year.

PRIDE National Summary

% of Annual Drug Use by Junior and Senior High Students, 12th Graders, and Total for Grades 6 through 12

	87-88	88-89	89-90	90-91	91-92	92-93	93-94	94-95	95-96	96-97	97-98	98-99
Marijuana												
Jr. High	5.7	7.6	6.6	4.5	4.8	5.8	8.2	9.5	13.6	14.7	12.5	11.0
Sr. High	20.1	21.9	19.1	16.9	16.4	19.0	24.6	28.2	34.0	35.8	33.4	32.3
12th Grade	25.4	26.9	24.8	14.0	21.8	25.0	28.9	33.2	37.9	39.4	38.6	37.8
Total	13.8	15.9	13.0	8.3	11.0	13.2	16.9	19.5	24.8	25.6	24.2	23.3
Cocaine												
Jr. High	1.2	1.7	1.7	1.3	1.5	1.6	1.9	1.9	2.7	3.0	2.8	2.7
Sr. High	3.9	4.6	4.0	3.4	3.3	3.4	4.0	4.5	5.6	5.9	6.0	6.1
12th Grade	5.4	6.5	5.6	3.7	4.2	4.5	5.1	5.3	7.1	7.0	7.9	8.0
Total	2.7	3.4	2.9	2.3	2.5	2.6	3.0	3.3	4.3	4.5	4.6	4.7
Uppers												
Jr. High	2.4	3.6	3.6	2.6	3.0	3.0	3.4	3.3	4.6	4.9	4.7	3.8
Sr. High	7.3	9.2	8.0	7.6	8.3	7.9	9.1	9.3	10.5	10.3	10.4	9.2
12th Grade	7.8	10.0	8.7	7.1	8.9	9.3	10.0	10.6	11.6	10.7	11.8	10.9
Total	5.1	6.8	5.8	4.8	5.8	5.7	6.4	6.5	7.8	7.7	7.9	6.9
Downers												
Jr. High	1.7	2.5	2.5	1.9	2.2	2.2	2.4	2.4	3.5	4.0	3.6	3.1
Sr. High	4.2	5.3	4.7	4.6	4.9	4.6	5.3	5.5	7.1	7.2	7.7	7.0
12th Grade	4.3	5.7	5.1	4.4	5.2	5.3	5.8	5.9	7.4	7.4	8.6	8.3
Total	3.1	4.1	3.6	3.2	3.6	3.5	3.9	4.1	5.5	5.7	5.9	5.3
Inhalants												
Jr. High	3.9	5.2	4.9	4.0	4.8	4.8	5.9	6.3	8.5	8.9	8.1	7.0
Sr. High	4.4	5.1	5.1	4.9	5.5	5.6	6.9	7.5	7.6	7.1	7.1	6.5
12th Grade	3.8	4.4	4.6	3.7	4.8	5.1	6.3	6.6	6.6	5.8	5.8	6.0
Total	4.2	5.1	4.9	4.2	5.2	5.2	6.4	6.9	8.0	8.0	7.6	6.7
Hallucinogens												
Jr. High	1.1	1.7	1.8	1.5	1.8	1.9	2.1	2.4	3.3	3.6	3.2	2.8
Sr. High	3.1	4.4	4.9	4.9	5.3	5.7	6.6	7.7	9.5	9.5	8.7	8.8
12th Grade	3.8	5.7	6.5	4.8	7.1	8.0	8.8	9.7	12.1	11.7	11.3	12.0
Total	2.1	3.3	3.4	2.9	3.7	2.2	4.5	5.2	6.7	6.6	6.2	6.3
Heroin *												
Jr. High									2.1	2.4	2.1	1.9
Sr. High									3.1	3.1	3.2	3.1
12th Grade									3.5	3.4	3.8	3.6
Total									2.7	2.7	2.7	2.6
Steroids **												
Jr. High												2.7
Sr. High												3.1
12th Grade												3.2
Total												3.0
Any Illicit Drugs												
Jr. High							14.8	19.7	20.7	18.6	16.3	
Sr. High							31.9	37.6	38.9	36.7	35.2	
12th Grade							35.8	40.8	41.6	41.0	40.2	
Total							24.0	29.5	30.1	28.7	27.1	

* New drug category added 95-96 school year.

** New drug category added 98-99 school year.

1.4. Violence Summary Report

1998-99 USA - PRIDE Summary Report - Violence

6-8th grade n = 58,619 Percentage of Junior High (6-8th) students who report...			9-12th grade n = 79,460 Percentage of Senior High (9-12th) students who report...		
carrying a gun to school = 2.6%			carrying a gun to school = 3.7%		
taking part in gang activities = 10.0%			taking part in gang activities = 9.9%		
thinking of suicide often or a lot = 5.8%			thinking of suicide often or a lot = 6.9%		
threatening to harm another = 42.9%			threatening to harm another = 39.1%		
getting into trouble with police = 19.9%			getting into trouble with police = 27.0%		
Drug Use of Junior High (6-8th) Students Who Report...			Drug Use of Senior High (9-12th) Students Who Report...		
carrying a gun to school			carrying a gun to school		
<i>Drug</i>	<i>Yes</i>	<i>No</i>	<i>Drug</i>	<i>Yes</i>	<i>No</i>
Liquor	68.3%	19.9%	Liquor	84.4%	51.7%
Marijuana	64.3%	9.6%	Marijuana	76.7%	30.6%
Cocaine	38.4%	1.8%	Cocaine	46.9%	4.6%
Inhalants	43.5%	6.0%	Inhalants	42.5%	5.1%
N-sizes	1,449	55,597	N-sizes	2,874	74,893
taking part in gang activities			taking part in gang activities		
<i>Drug</i>	<i>Yes</i>	<i>No</i>	<i>Drug</i>	<i>Yes</i>	<i>No</i>
Liquor	55.8%	17.2%	Liquor	79.4%	49.9%
Marijuana	46.4%	7.1%	Marijuana	69.4%	28.1%
Cocaine	18.1%	1.0%	Cocaine	27.6%	3.8%
Inhalants	28.9%	4.5%	Inhalants	26.0%	4.3%
N-sizes	5,566	50,720	N-sizes	7,559	69,394
thinking of suicide often or a lot			thinking of suicide often or a lot		
<i>Drug</i>	<i>Yes</i>	<i>No</i>	<i>Drug</i>	<i>Yes</i>	<i>No</i>
Liquor	51.9%	19.3%	Liquor	71.7%	51.5%
Marijuana	37.9%	9.4%	Marijuana	57.1%	30.4%
Cocaine	17.9%	1.8%	Cocaine	23.8%	4.8%
Inhalants	30.9%	5.5%	Inhalants	26.0%	5.1%
N-sizes	3,222	52,562	N-sizes	5,207	71,125
threatening to harm another			threatening to harm another		
<i>Drug</i>	<i>Yes</i>	<i>No</i>	<i>Drug</i>	<i>Yes</i>	<i>No</i>
Liquor	34.1%	11.2%	Liquor	66.7%	44.1%
Marijuana	19.7%	4.3%	Marijuana	46.6%	22.9%
Cocaine	5.1%	0.8%	Cocaine	11.0%	2.9%
Inhalants	12.8%	2.5%	Inhalants	12.1%	2.8%
N-sizes	24,106	32,017	N-sizes	29,746	46,381
getting into trouble with police			getting into trouble with police		
<i>Drug</i>	<i>Yes</i>	<i>No</i>	<i>Drug</i>	<i>Yes</i>	<i>No</i>
Liquor	48.1%	14.5%	Liquor	77.0%	44.0%
Marijuana	36.6%	4.7%	Marijuana	61.7%	21.4%
Cocaine	10.8%	0.7%	Cocaine	16.3%	2.4%
Inhalants	18.8%	4.0%	Inhalants	15.3%	3.2%
N-sizes	11,123	45,205	N-sizes	20,731	56,174

*Drug use figures represent annual usage (at least 1 per year)

1.5. Procedures Used to Obtain PRIDE National Summary Data

Since 1982, the PRIDE Survey has been used by schools, school systems, communities, and states to gather data on student drug and alcohol use. In recent years, questions on violence and threatening behaviors have been added. The PRIDE Questionnaire for Grades 6-12 has been utilized by thousands of school systems across the United States, as well as in six other countries. Developmental studies (Adams, 1994; Craig and Emshoff, 1987) have indicated that the survey procedures developed by PRIDE result in reliable data on the prevalence and patterns of drug and alcohol use and other behaviors. Further, the evolution of PRIDE Questionnaires since 1980 not only provides research quality data, it provides information that can be easily used by educators, parents and others at the local school and community level to study and monitor the drug and alcohol use, and violent or threatening behaviors.

From the beginning, the PRIDE Survey has assisted local schools and communities with obtaining accurate, defensible information about the drug and alcohol use and related behaviors among their youth. The PRIDE Survey has been utilized by several state education and other government agencies in providing state-wide and regional information on student drug and alcohol use and related behaviors. These state-wide surveys have included near-census studies as well as surveys employing sophisticated sampling designs. Survey results have been used in program and policy decision making at state and regional levels. In addition, each state-wide survey also included reports to participating schools for use at the local school level.

Each year the PRIDE data is archived from each student questionnaire. This procedure allows local or state educational agencies to retrieve their data for multi-year comparisons should such a service be needed. This archiving process also provides for summary data to be compiled to create a national data base. This national level summary data can be used by local and state clients as comparison data.

The PRIDE national archived data provide a rich source of information for the study of adolescent prevalence and patterns of drug and alcohol use and related behaviors. In the years prior to the 1989-90, sample sizes of national annual summaries ranged from 14,815 in 1982-83 to 392,003 in 1988-89. The annual summaries for the past nine years involved a weighting system for states that conducted state-wide surveys and states where relatively large numbers of school systems used the PRIDE Questionnaire in local surveys. This weighting system was implemented to prevent any one state from having a disproportionate influence on annual summary results. Random samples were drawn from those states where disproportionately large numbers of students were surveyed. Tables 1 - 3 contain information regarding national samples for the years 1990-91 through 1998-99.

Table 1 contains the total number of students surveyed in Grades 6-12 for the nine year period. The large number of total students surveyed in years 1990-91 through 1992-93 reflects state-wide surveys conducted in these years. It should be noted that the size of actual samples used to compute national summary statistics were relatively consistent over the nine years. Table 2 provides percentage information by state for those states that comprised the PRIDE national summaries for each of the nine years. No state contributed more than 10.1% for any year. Table 3 provides a year by year comparison by sex and race. These demographic comparisons indicate no inordinate differences among years.

As indicated in the previous discussion, the purpose of the PRIDE Questionnaire was to assist state and local education agencies in conducting quality surveys of student prevalence and patterns of drug and alcohol use. Questions concerning violence and other threatening behaviors have been added to the questionnaires in recent years. The national annual summary reports represent large numbers of students who have completed the PRIDE Questionnaire using standardized procedures. While not randomly drawn, the sheer magnitude of the numbers represented in the annual summaries suggest that these data take on the properties of the population. In addition, the samples appear to have somewhat similar patterns of students sampled across the various states (see Table 2). Discussion of sample sizes may be found in Guilford's **Fundamental Statistics in Psychology and Education**. While it is desirable to have non-biased sampling, e.g., samples based on random procedures, this is not always possible. Guilford states:

Where there is less than customary experimental control of the observations, every possible effort should be made to know the conditions under which the data are obtained. Thorough knowledge of the conditions should be a basis for deciding whether selection of cases has been biased. (Page 140)

Probably the information that speaks most to consistent findings of the PRIDE annual summary analyses across the nine years, was the finding of other drug studies. For example, the PRIDE findings reflect similar findings of the NIDA funded studies conducted at the Institute for Social Research, University of Michigan, from the 1988-89 school year to the present.

Sample Sizes of Annual Summaries for
1990-91 through 1998-99 for Grades 6 through 12

Year	# Students Surveys(6-12th)	*Sample (6-12th)
1990-91	738,577	247,337
1991-92	522,328	212,802
1992-93	790,628	236,745
1993-94	277,372	197,735
1994-95	231,433	198,241
1995-96	258,433	129,560
1996-97	160,308	141,077
1997-98	162,623	154,350
1998-99	265,430	138,079

* Sample (number drawn from the total number of students who completed the 6-12th Grade Questionnaire).

Sample Distribution by Percentage Drawn from Each State - Grades 6 through 12

STATE	%90-91	%91-92	%92-93	%93-94	%94-95	%95-96	%96-97	%97-98	%98-99
AL	2.1	7.7	4.1	3.4	1.3	0.0	0.0	0.0	1.7
AK	1.3	0.5	1.1	0.2	0.0	0.0	0.6	1.3	0.0
AZ	2.0	2.8	3.9	2.1	1.5	4.1	0.0	3.5	0.0
AR	0.8	0.0	0.0	0.0	0.0	0.0	3.4	0.0	7.7
CA	7.4	3.7	4.0	4.4	4.0	7.2	3.2	7.7	8.4
CO	0.3	0.0	0.9	0.0	0.1	0.1	3.1	0.0	0.0
CT	1.3	3.3	2.9	1.0	1.1	1.7	1.1	0.0	0.8
DC	5.6	0.0	0.0	0.0	0.0	0.0	0.0	0.0	0.0
DE	0.5	0.5	0.4	0.1	0.0	0.0	0.0	0.0	0.0
FL	8.5	7.7	8.4	9.9	8.9	8.0	6.9	8.2	4.9
GA	8.5	7.7	8.4	10.1	9.9	5.4	5.0	5.0	2.4
HI	0.0	0.0	0.0	0.0	0.0	0.0	0.0	0.0	0.0
IA	0.0	1.0	0.1	0.0	0.0	0.0	0.0	0.0	0.0
ID	0.0	0.0	0.3	0.6	0.1	1.6	0.0	0.9	0.0
IL	3.5	3.5	6.9	3.3	4.1	9.5	4.9	4.8	3.3
IN	0.8	1.0	1.3	10.1	1.0	0.0	0.0	0.3	1.1
KS	0.0	0.0	0.1	0.0	0.0	0.0	0.0	0.0	0.0
KY	8.5	7.7	8.4	10.1	9.4	9.5	8.9	9.8	9.9
LA	8.5	7.7	8.4	3.4	5.8	1.7	0.0	0.7	0.0
MA	0.0	0.2	0.2	0.2	2.0	0.0	0.8	2.0	3.1
MD	0.6	0.2	0.0	0.0	0.0	0.0	0.0	0.0	0.0
ME	0.0	0.0	0.1	0.0	1.3	0.0	0.8	0.0	0.0
MI	0.5	2.3	0.5	<0.1	2.3	0.5	2.5	0.7	2.5
MN	0.1	0.0	0.0	0.0	0.0	0.0	0.0	0.0	0.0
MO	1.1	0.0	0.3	0.0	0.2	<0.1	0.0	0.0	0.0
MS	3.0	2.0	1.2	2.1	2.9	6.8	2.4	1.8	2.8
MT	0.0	2.7	0.1	0.0	0.0	0.0	0.0	0.1	0.0
NC	7.5	6.3	4.2	0.0	0.0	0.0	0.0	0.0	0.8
ND	0.0	0.0	0.1	0.4	0.4	0.0	0.6	0.5	0.0
NE	1.5	0.0	0.2	1.1	0.0	0.0	0.0	0.4	0.5
NH	0.0	0.0	0.2	1.0	2.8	0.5	1.0	0.9	0.4
NJ	0.2	2.5	1.5	3.0	3.1	3.7	7.1	2.9	6.3
NM	1.6	1.8	0.5	0.6	0.6	1.2	0.0	0.0	1.1
NV	0.0	0.0	0.0	0.0	0.0	0.0	0.0	0.0	0.0
NY	1.0	0.3	4.3	2.9	7.2	9.5	10.1	7.5	9.9
OH	1.0	1.4	2.5	4.0	5.2	9.5	10.1	9.8	8.1
OK	0.1	1.9	0.6	1.4	0.8	0.6	0.4	0.6	1.8
OR	0.0	0.0	0.0	0.2	0.2	0.0	0.2	0.0	0.0
PA	0.3	0.3	1.3	0.3	5.4	1.8	0.4	3.9	2.4
RI	0.0	0.0	0.0	0.0	0.0	0.0	0.0	0.0	0.0
SC	0.0	0.0	0.0	0.0	0.0	0.0	0.0	0.0	0.0
SD	0.1	0.0	<0.1	0.0	0.0	0.0	0.0	0.0	0.0
TN	8.5	7.7	8.4	10.1	9.9	4.0	5.6	9.9	4.5
TX	5.2	5.0	2.2	3.1	1.3	0.7	3.5	1.1	2.8
UT	0.3	0.0	0.0	0.0	0.0	0.0	0.0	0.0	0.0
VT	0.0	0.0	<0.1	0.1	0.0	0.0	0.0	9.4	0.0
VA	1.8	3.9	8.4	5.5	2.0	8.1	6.5	0.0	9.0
WA	1.8	0.8	2.0	1.5	1.5	0.6	7.5	0.0	1.9
WI	1.3	3.6	2.2	2.2	0.8	2.4	2.1	0.9	1.2
WV	3.0	0.9	0.0	0.8	1.7	1.2	0.2	4.5	0.1
WY	0.0	0.7	0.3	0.7	0.0	0.0	1.0	0.0	0.7

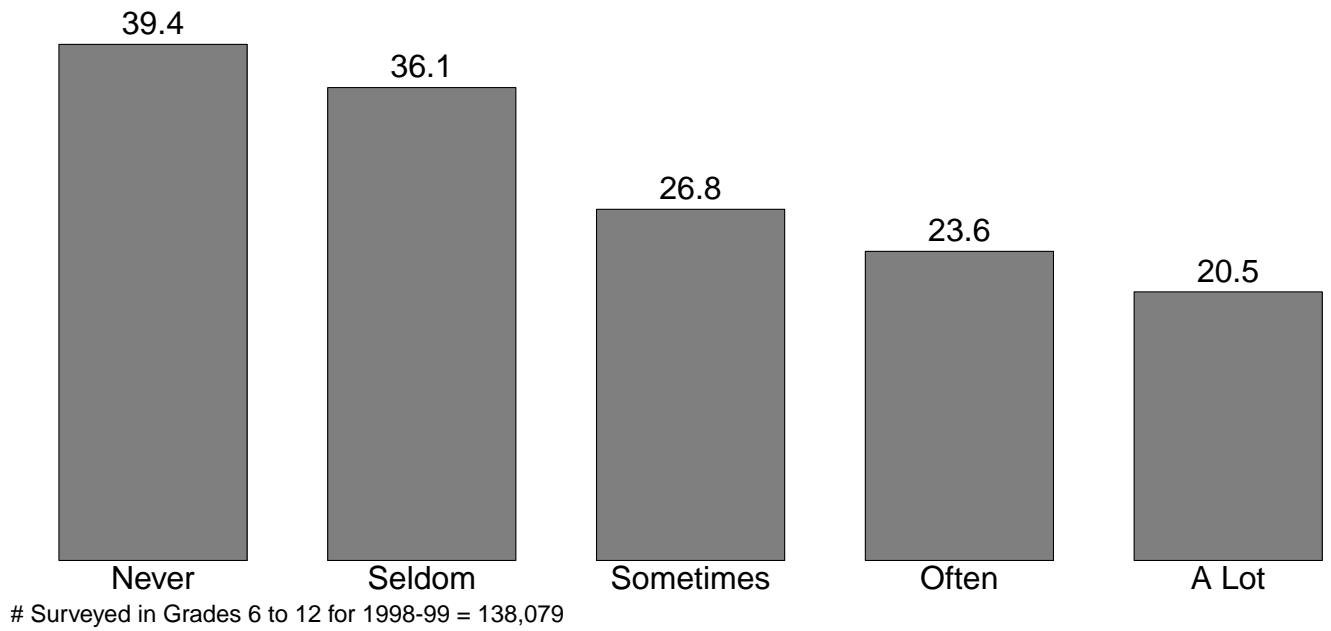
Comparisons of Demographic Variables Grades 6 through 12

	1990-91	1991-92	1992-93	1993-94	1994-95	1995-96	1996-97	1997-98	1998-99
SEX									
Male	49.8%	49.4%	50.1%	49.5%	49.1%	49.4%	49.7%	49.6%	49.3%
Female	50.2%	50.6%	49.9%	50.5%	50.9%	50.6%	50.3%	50.4%	50.7%
RACE									
White	74.4%	74.4%	73.1%	75.0%	73.8%	75.9%	77.0%	78.5%	71.7%
African American	17.4%	20.0%	19.2%	17.3%	16.3%	13.8%	12.0%	9.8%	10.6%
Hispanic	5.3%	3.2%	3.9%	3.6%	5.3%	4.9%	5.5%	5.9%	7.0%
Asian	1.4%	1.5%	2.7%	1.9%	2.1%	2.8%	2.5%	3.0%	4.9%
Native American	1.5%	0.9%	1.1%	0.8%	0.8%	0.7%	0.9%	0.7%	0.9%
Other*					1.5%	1.7%	1.9%	2.1%	2.1%
Mixed Origin**									4.9%

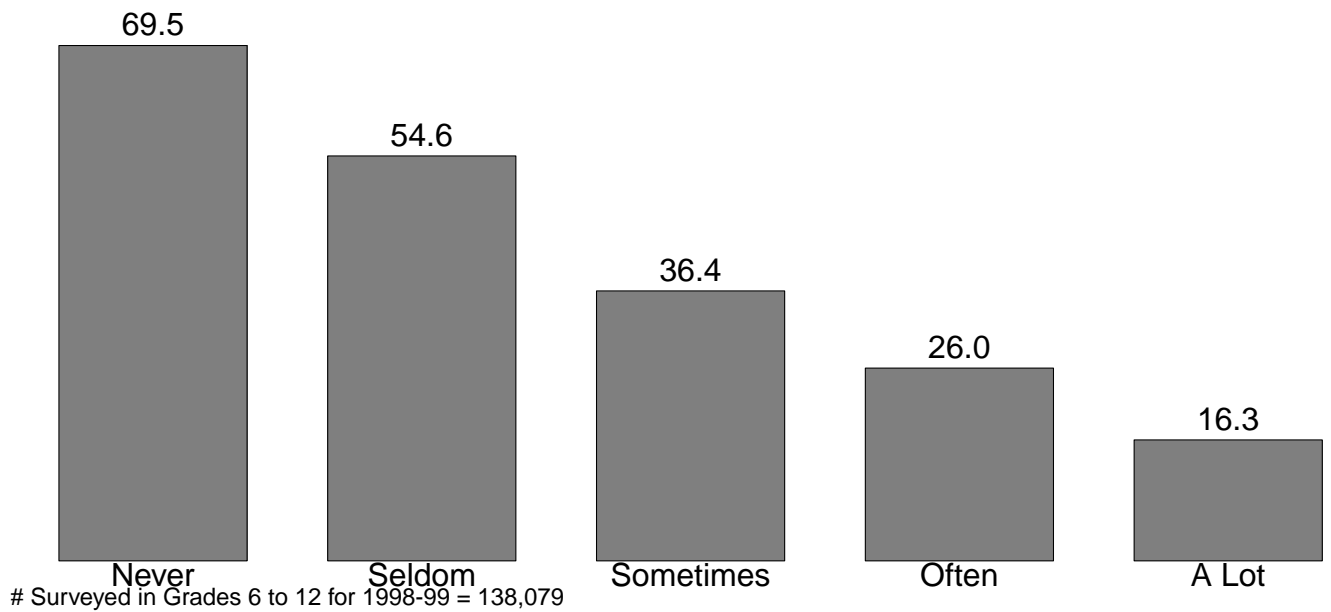
* *Other* category for Race was added in the 1993-94 school year.

** *Other* category for Race was changed to *Mixed Origin* in the 1998-99 school year.

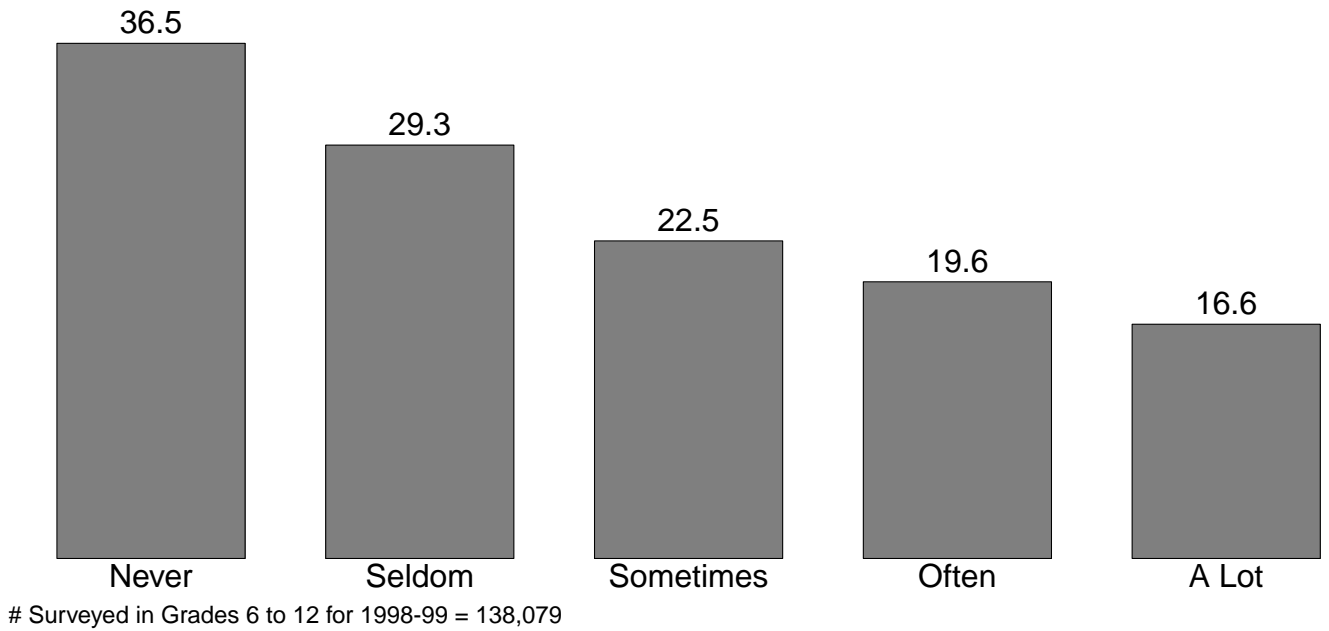
School Activities vs Any Illicit Drug Use Grades 6 thru 12 - USA - PRIDE Survey - Annual Use



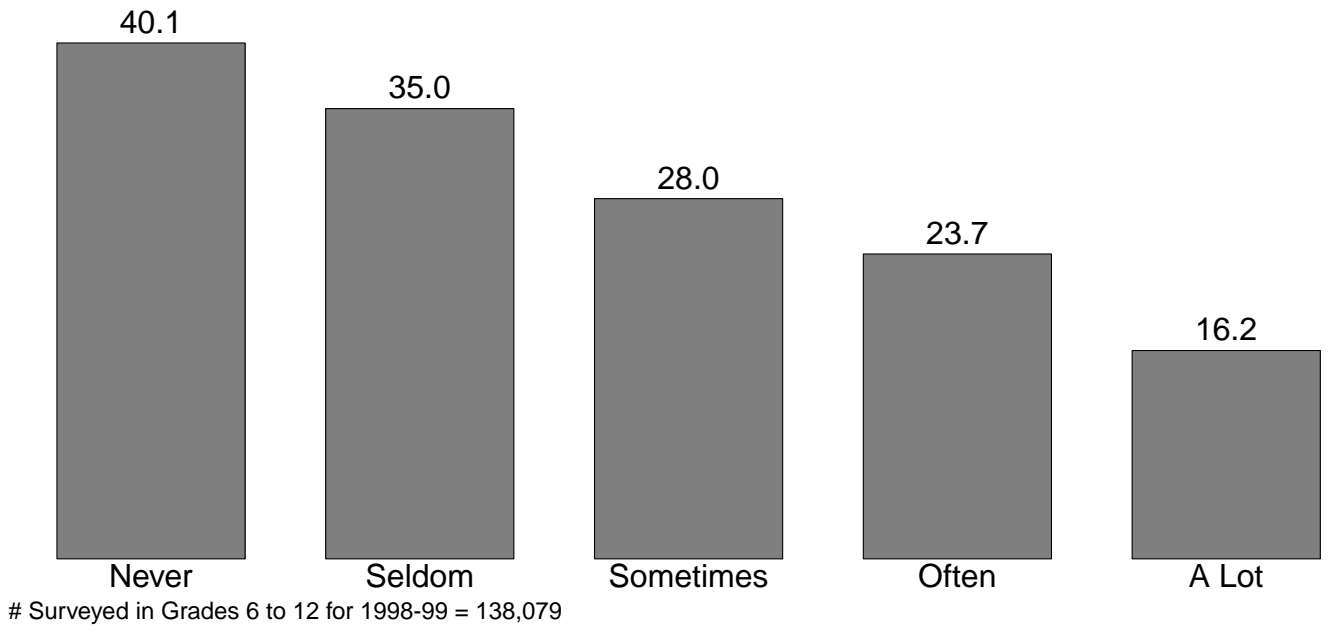
Good Grade vs Any Illicit Drug Use Grades 6 thru 12 - USA - PRIDE Survey - Annual Use



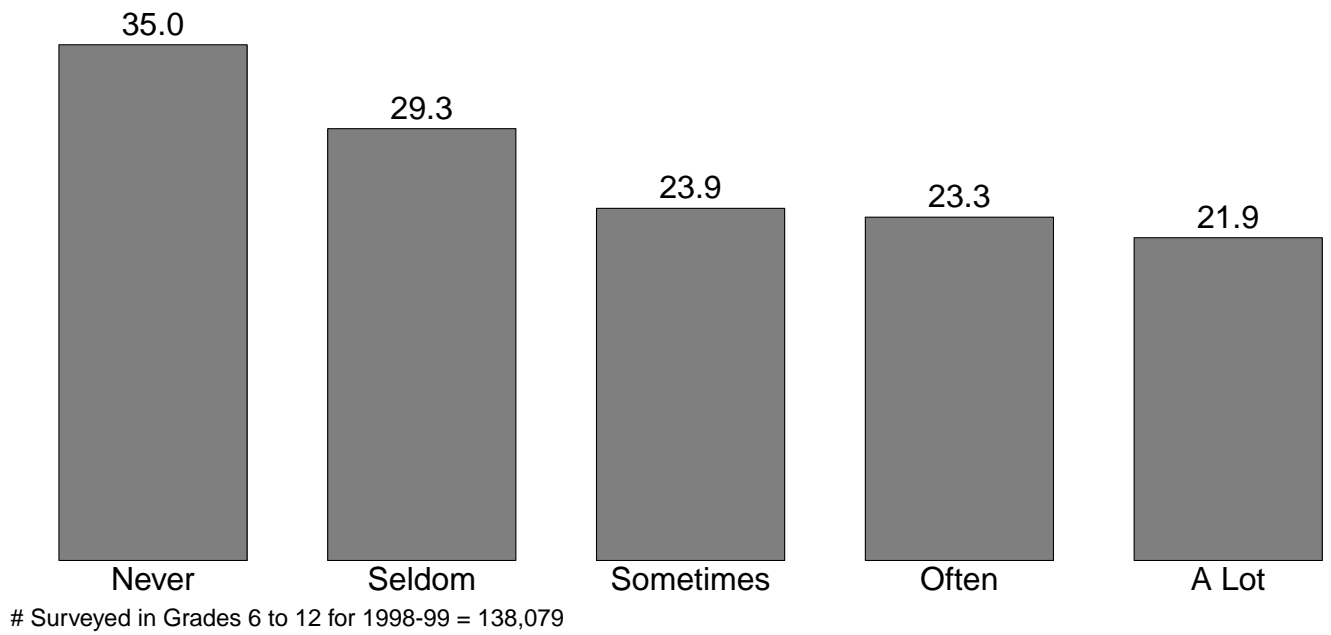
Community Activities vs Any Illicit Drug Use Grades 6 thru 12 - USA - PRIDE Survey - Annual Use



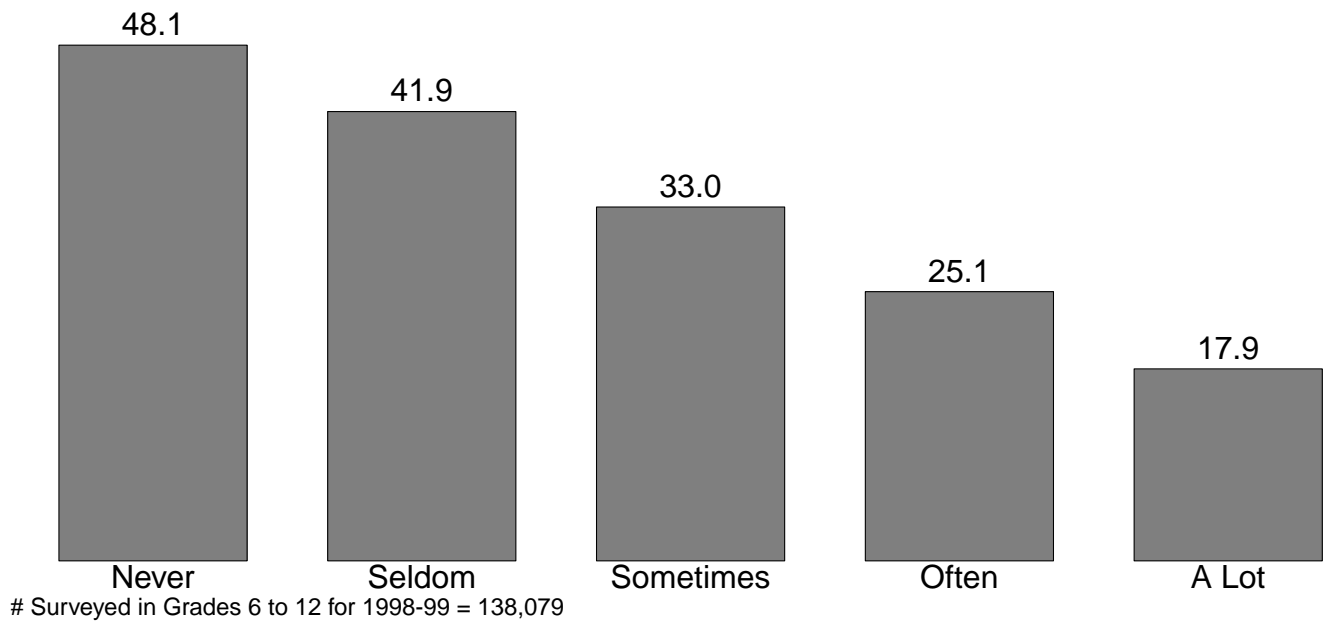
Religiosity vs Any Illicit Drug Use Grades 6 thru 12 - USA - PRIDE Survey - Annual Use



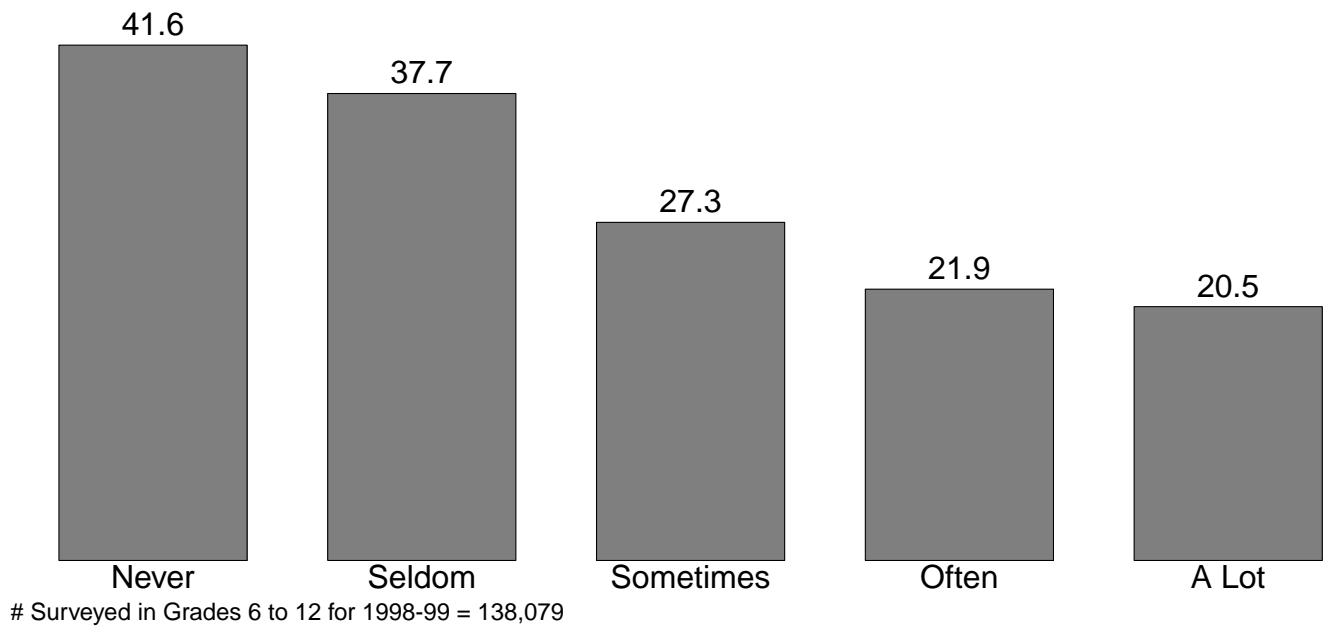
Parents Talk vs Any Illicit Drug Use Grades 6 thru 12 - USA - PRIDE Survey - Annual Use



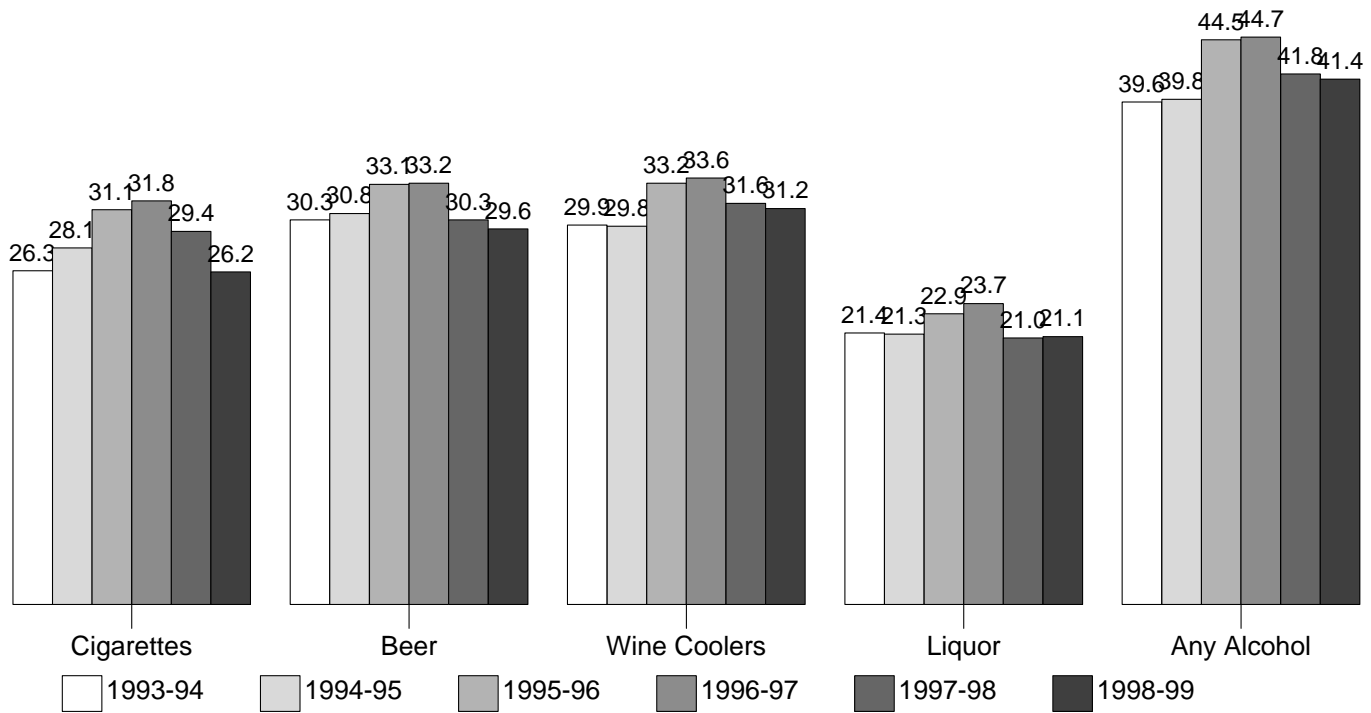
Clear Rules vs Any Illicit Drug Use Grades 6 thru 12 - USA - PRIDE Survey - Annual Use



Parents Punish vs Any Illicit Drug Use Grades 6 thru 12 - USA - PRIDE Survey - Annual Use



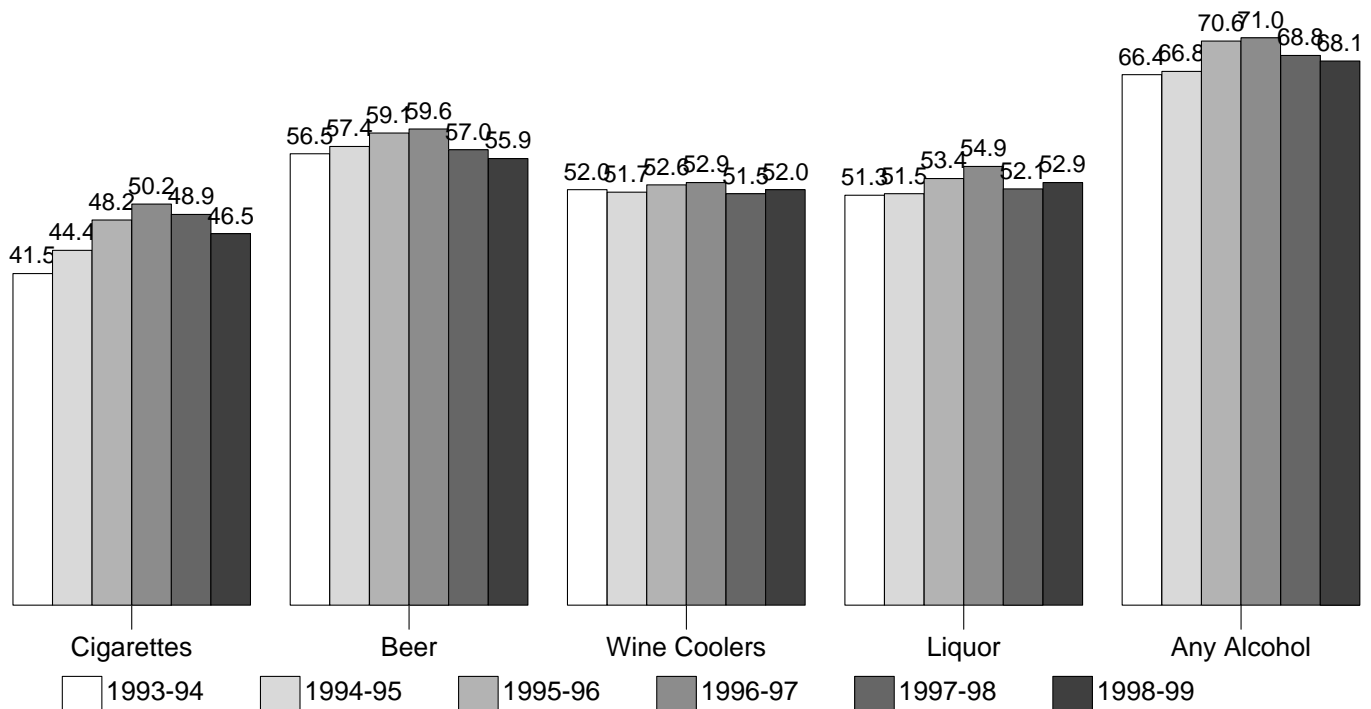
% Students Who Use Cigarettes & Alcohol
Grades 6 to 8 - USA - PRIDE Survey - Annual Use



Surveyed by Years

93-94=92,939 94-95=92,453 95-96=58,596 96-97=68,071 97-98=68,149 98-99=58,619

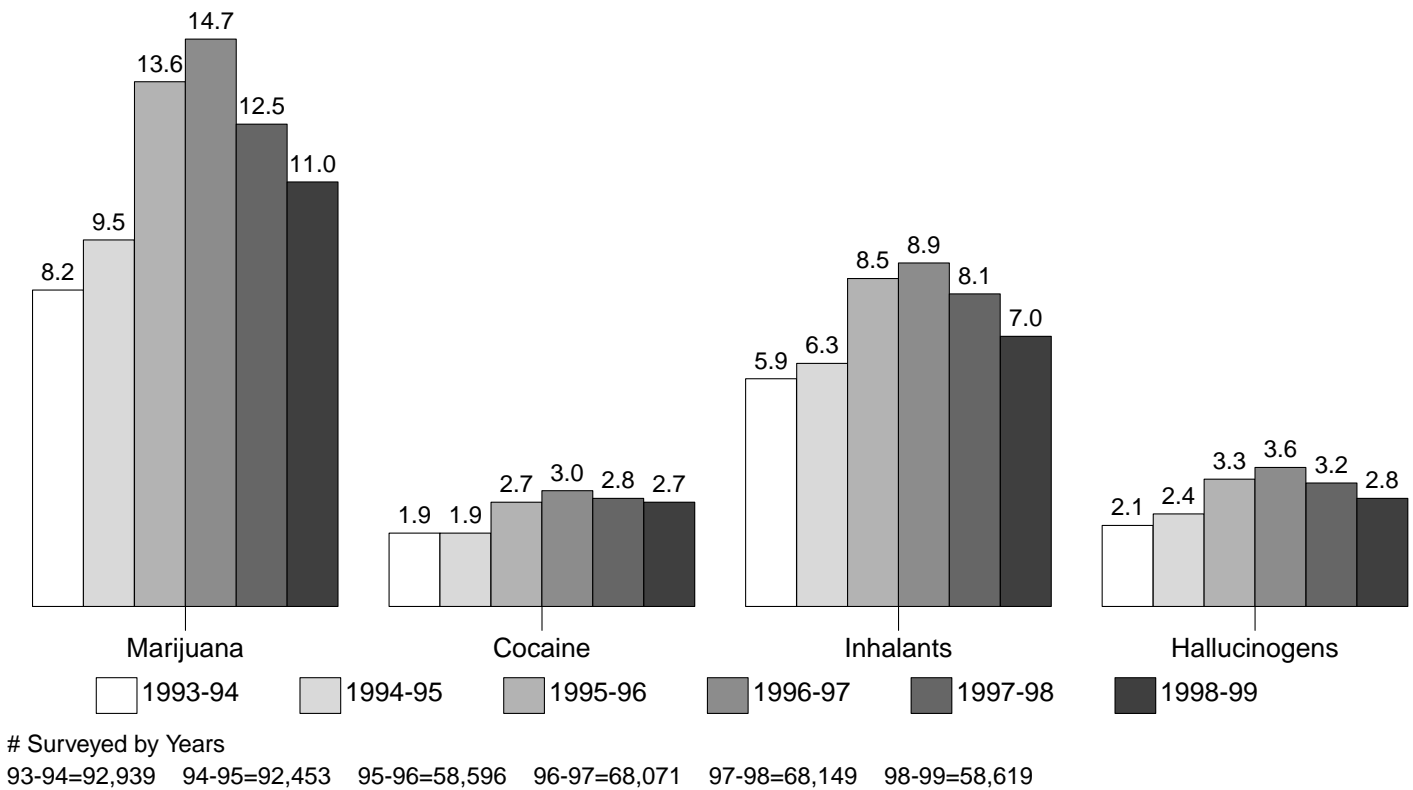
% Students Who Use Cigarettes & Alcohol
Grades 9 to 12 - USA - PRIDE Survey - Annual Use



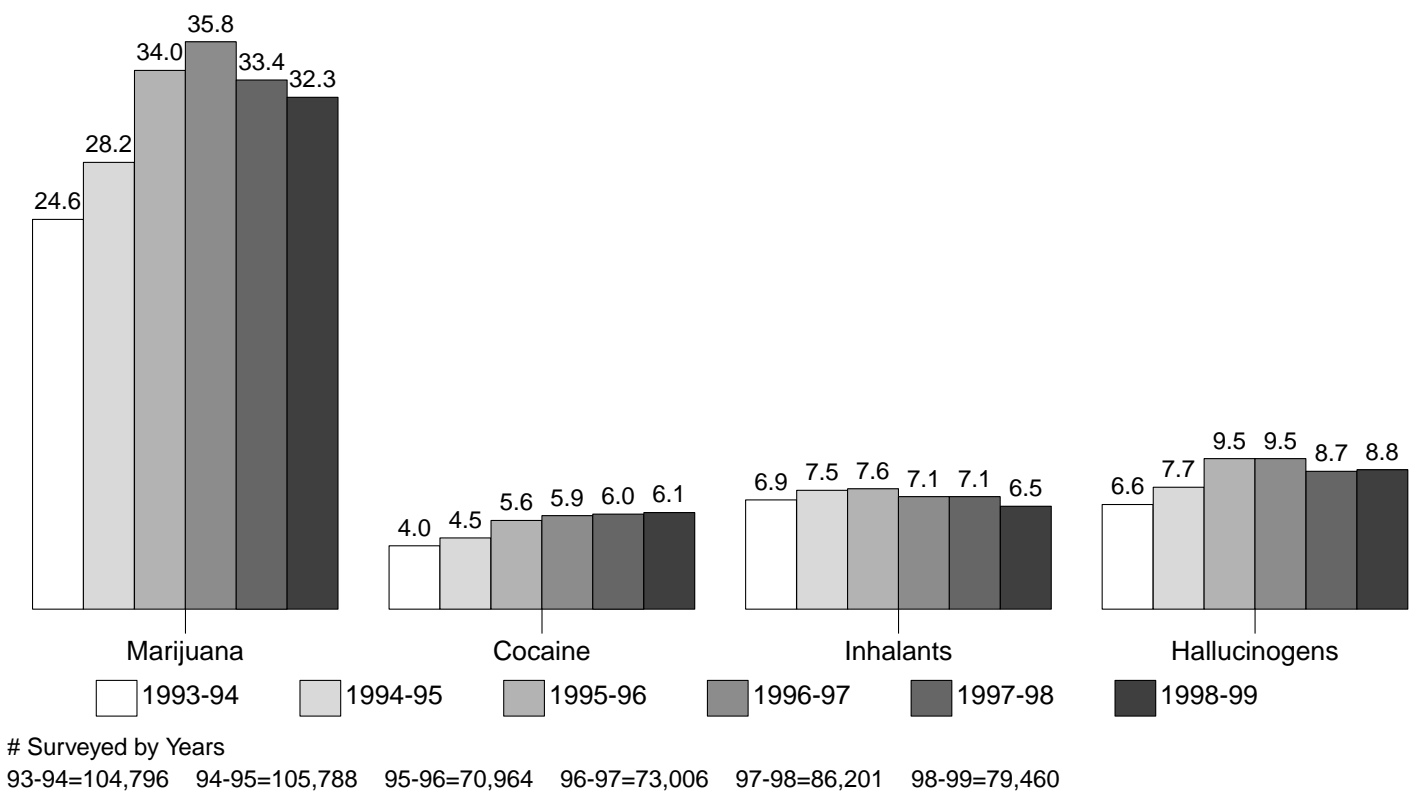
Surveyed by Years

93-94=104,796 94-95=105,788 95-96=70,964 96-97=73,006 97-98=86,201 98-99=79,460

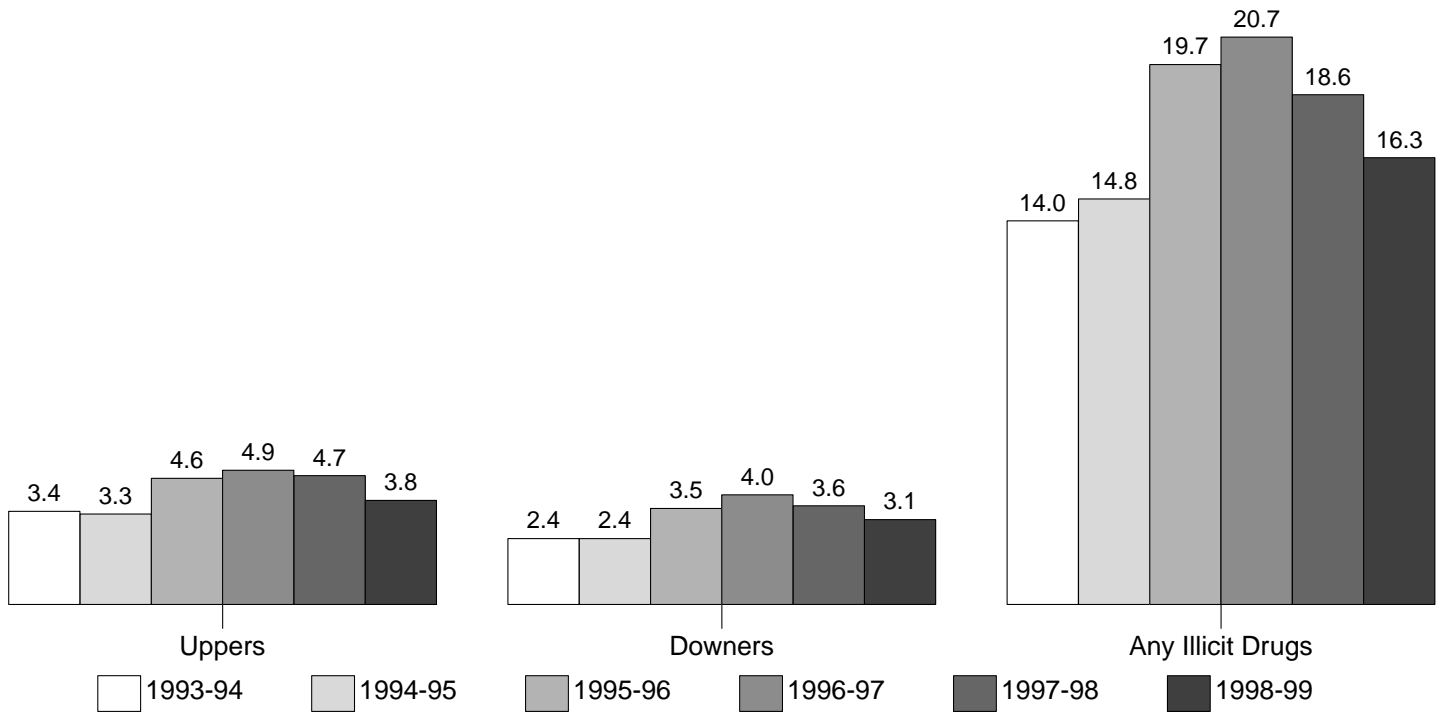
% Students Who Use Marijuana, Cocaine, Inhalants and Hallucinogens
Grades 6 to 8 - USA - PRIDE Survey - Annual Use



% Students Who Use Marijuana, Cocaine, Inhalants and Hallucinogens
Grades 9 to 12 - USA - PRIDE Survey - Annual Use



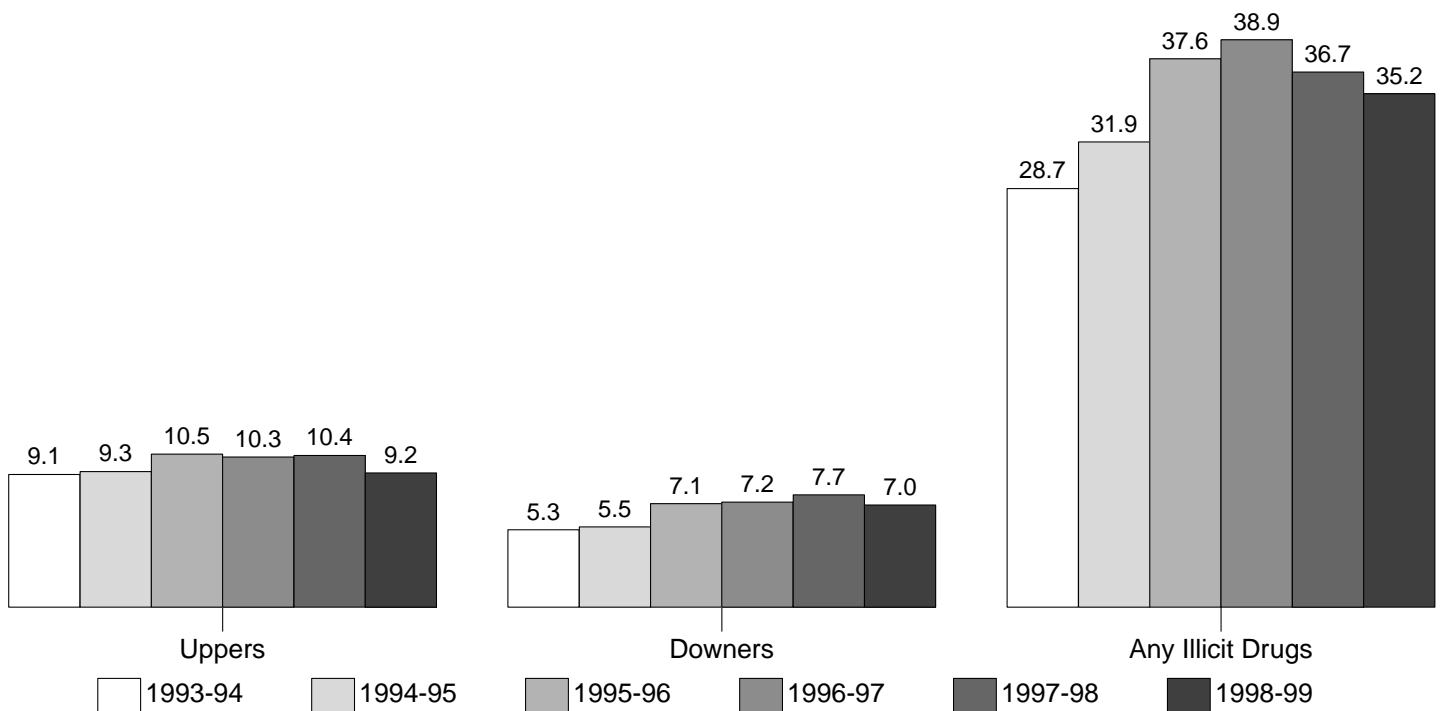
% Students Who Use Uppers, Downers & Any Illicit Drugs
Grades 6 to 8 - USA - PRIDE Survey - Annual Use



Surveyed by Years

93-94=92,939 94-95=92,453 95-96=58,596 96-97=68,071 97-98=68,149 98-99=58,619

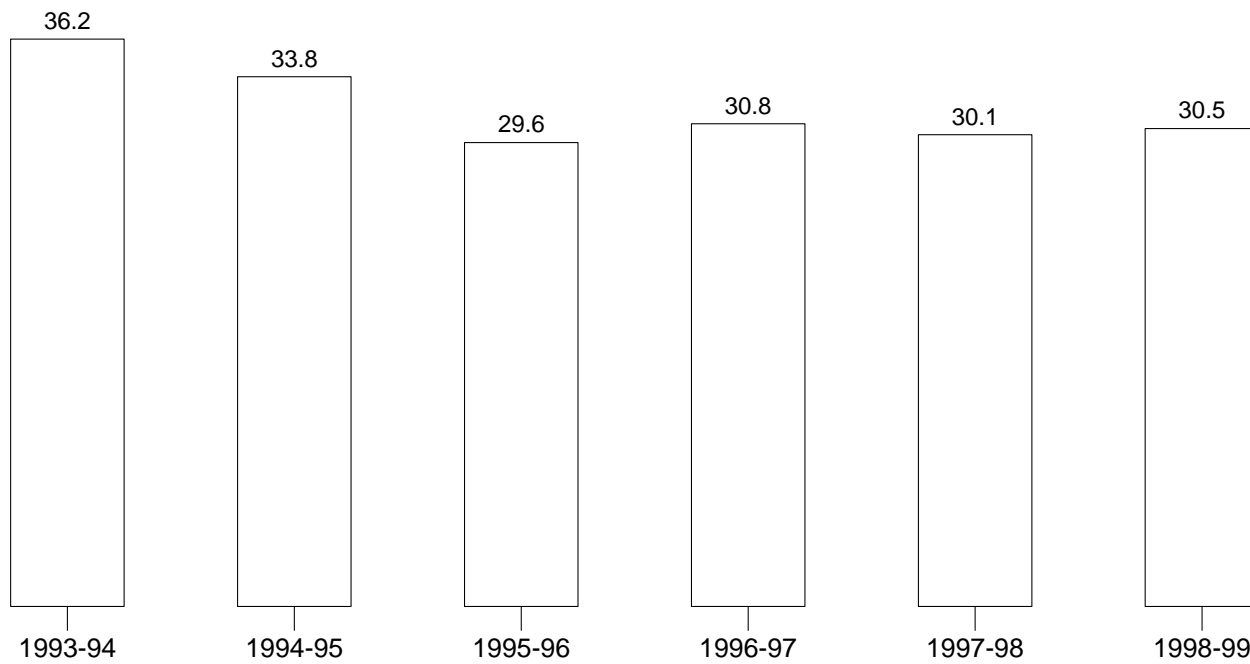
% Students Who Use Uppers, Downers & Any Illicit Drugs
Grades 9 to 12 - USA - PRIDE Survey - Annual Use



Surveyed by Years

93-94=104,796 94-95=105,788 95-96=70,964 96-97=73,006 97-98=86,201 98-99=79,460

% of Students Reporting Their Parents Talk To Them Often/A Lot About Drugs
Grades 6 to 12 - USA - PRIDE Survey - Annual Use



Surveyed by Years

93-94=197,735 94-95=198,241 95-96=129,560 96-97=141,077 97-98=154,350 98-99=138,079

1.6. Drug Use Summary

- Number of 6th grade students surveyed: 14973
- Number of 7th grade students surveyed: 19050
- Number of 8th grade students surveyed: 24596
- Number of 9th grade students surveyed: 20252
- Number of 10th grade students surveyed: 25483
- Number of 11th grade students surveyed: 17359
- Number of 12th grade students surveyed: 16366
- Number of students surveyed: 138079

1.7. Cigarette Use

13.4 percent of your 6th grade students said they smoked cigarettes within the past year (1997-98 PRIDE National Avg. = 15.6%). **24.6** percent of your 7th grade students said they smoked cigarettes within the past year (1997-98 PRIDE National Avg. = 28.1%). **35.3** percent of your 8th grade students said they smoked cigarettes within the past year (1997-98 PRIDE National Avg. = 39.1%). **42.8** percent of your 9th grade students said they smoked cigarettes within the past year (1997-98 PRIDE National Avg. = 44.3%). **45.5** percent of your 10th grade students said they smoked cigarettes within the past year (1997-98 PRIDE National Avg. = 48.9%). **47.8** percent of your 11th grade students said they smoked cigarettes within the past year (1997-98 PRIDE National Avg. = 50.8%). **51.4** percent of your 12th grade students said they smoked cigarettes within the past year (1997-98 PRIDE National Avg. = 54.0%).

1.8. Alcohol Use

17.7 percent of your 6th grade students said they drank beer within the past year (1997-98 PRIDE National Avg. = 17.7%). **26.6** percent of your 7th grade students said they drank beer within the past year (1997-98 PRIDE National Avg. = 27.7%). **39.2** percent of your 8th grade students said they drank beer within the past year (1997-98 PRIDE National Avg. = 40.4%). **48.3** percent of your 9th grade students said they drank beer within the past year (1997-98 PRIDE National Avg. = 49.3%). **55.0** percent of your 10th grade students said they drank beer within the past year (1997-98 PRIDE National Avg. = 56.9%). **58.9** percent of your 11th grade students said they drank beer within the past year (1997-98 PRIDE National Avg. = 60.7%). **63.2** percent of your 12th grade students said they drank beer within the past year (1997-98 PRIDE National Avg. = 64.5%).

15.7 percent of your 6th grade students reported getting *very high* or *bombed* when they drank beer. **13.9** percent of your 7th grade students reported getting *very high* or *bombed* when they drank beer. **18.8** percent of your 8th grade students reported getting *very high* or *bombed* when they drank beer. **26.9** percent of your 9th grade students reported getting *very high* or *bombed* when they drank beer. **34.4** percent of your 10th grade students reported getting *very high* or *bombed* when they drank beer. **37.8** percent of your 11th grade students reported getting *very high* or *bombed* when they drank beer. **41.5** percent of your 12th grade students reported getting *very high* or *bombed* when they drank beer.

1.9. Marijuana Use

3.8 percent of your 6th grade students said they smoked marijuana within the past year (1997-98 PRIDE National Avg. = 4.2%). **8.9** percent of your 7th grade students said they smoked marijuana within the past year (1997-98 PRIDE National Avg. = 10.4%). **17.0** percent of your 8th grade students said they smoked marijuana within the past year (1997-98 PRIDE National Avg. = 19.3%). **25.5** percent of your 9th grade students said they smoked marijuana within the past year (1997-98 PRIDE National Avg. = 27.2%). **32.1** percent of your 10th grade students said they smoked marijuana within the past year (1997-98 PRIDE National Avg. = 33.6%). **35.2** percent of your 11th grade students said they smoked marijuana within the past year (1997-98 PRIDE National Avg. = 36.6%). **37.8** percent of your 12th grade students said they smoked marijuana

Local percentages below 1% are not reported.

within the past year (1997-98 PRIDE National Avg. = 38.6%).

76.1 percent of your 6th grade students reported getting *very high* or *bombed* when they smoked marijuana. **75.0** percent of your 7th grade students reported getting *very high* or *bombed* when they smoked marijuana. **76.8** percent of your 8th grade students reported getting *very high* or *bombed* when they smoked marijuana. **78.8** percent of your 9th grade students reported getting *very high* or *bombed* when they smoked marijuana. **78.5** percent of your 10th grade students reported getting *very high* or *bombed* when they smoked marijuana. **77.3** percent of your 11th grade students reported getting *very high* or *bombed* when they smoked marijuana. **76.5** percent of your 12th grade students reported getting *very high* or *bombed* when they smoked marijuana.

2.2 percent of your 6th grade students reported they smoked marijuana on weekends vs **0.7** percent who reported use during school. **6.0** percent of your 7th grade students reported they smoked marijuana on weekends vs **0.7** percent who reported use during school. **12.0** percent of your 8th grade students reported they smoked marijuana on weekends vs **1.3** percent who reported use during school. **18.8** percent of your 9th grade students reported they smoked marijuana on weekends vs **2.4** percent who reported use during school. **23.4** percent of your 10th grade students reported they smoked marijuana on weekends vs **3.7** percent who reported use during school. **26.4** percent of your 11th grade students reported they smoked marijuana on weekends vs **4.6** percent who reported use during school. **28.1** percent of your 12th grade students reported they smoked marijuana on weekends vs **5.2** percent who reported use during school.

1.10. Cocaine Use

1.7 percent of your 6th grade students said they used cocaine within the past year (1997-98 PRIDE National Avg. = 1.7%). **2.2** percent of your 7th grade students said they used cocaine within the past year (1997-98 PRIDE National Avg. = 2.5%). **3.7** percent of your 8th grade students said they used cocaine within the past year (1997-98 PRIDE National Avg. = 3.6%). **4.7** percent of your 9th grade students said they used cocaine within the past year (1997-98 PRIDE National Avg. = 4.6%). **5.7** percent of your 10th grade students said they used cocaine within the past year (1997-98 PRIDE National Avg. = 5.7%). **6.7** percent of your 11th grade students said they used cocaine within the past year (1997-98 PRIDE National Avg. = 6.5%). **8.0** percent of your 12th grade students said they used cocaine within the past year (1997-98 PRIDE National Avg. = 7.9%).

81.5 percent of your 6th grade students reported getting *very high* or *bombed* when they used cocaine. **75.0** percent of your 7th grade students reported getting *very high* or *bombed* when they used cocaine. **76.0** percent of your 8th grade students reported getting *very high* or *bombed* when they used cocaine. **74.7** percent of your 9th grade students reported getting *very high* or *bombed* when they used cocaine. **76.4** percent of your 10th grade students reported getting *very high* or *bombed* when they used cocaine. **76.6** percent of your 11th grade students reported getting *very high* or *bombed* when they used cocaine. **75.2** percent of your 12th grade students reported getting *very high* or *bombed* when they used cocaine.

1.11. Hallucinogen (LSD) Use

1.7 percent of your 6th grade students said they used hallucinogens within the past year (1997-98 PRIDE National Avg. = 1.9%). **2.0** percent of your 7th grade students said they used hallucinogens within the past year (1997-98 PRIDE National Avg. = 2.7%). **4.1** percent of your 8th grade students said they used hallucinogens within the past year (1997-98 PRIDE National Avg. = 4.3%). **5.9** percent of your 9th grade students said they used hallucinogens within the past year (1997-98 PRIDE National Avg. = 6.2%). **8.2** percent of your 10th grade students said they used hallucinogens within the past year (1997-98 PRIDE National Avg. = 8.2%). **9.8** percent of your 11th grade students said they used hallucinogens within the past year (1997-98 PRIDE National Avg. = 10.2%). **12.0** percent of your 12th grade students said they used hallucinogens within the past year (1997-98 PRIDE National Avg. = 11.3%).

73.0 percent of your 6th grade students reported getting *very high* or *bombed* when they used hallucinogens. **69.2** percent of your 7th grade students reported getting *very high* or *bombed*

when they used hallucinogens. **76.8** percent of your 8th grade students reported getting *very high* or *bombed* when they used hallucinogens. **77.3** percent of your 9th grade students reported getting *very high* or *bombed* when they used hallucinogens. **83.9** percent of your 10th grade students reported getting *very high* or *bombed* when they used hallucinogens. **85.8** percent of your 11th grade students reported getting *very high* or *bombed* when they used hallucinogens. **88.1** percent of your 12th grade students reported getting *very high* or *bombed* when they used hallucinogens.

CHAPTER 2

STANDARD GRAPHICS

The following graphs will assist you in understanding the relationship of student behavior to alcohol and other drug usage. You are encouraged to make overheads or slides from the graphs for presentations to school faculty, parents, media, and other audiences in the community.

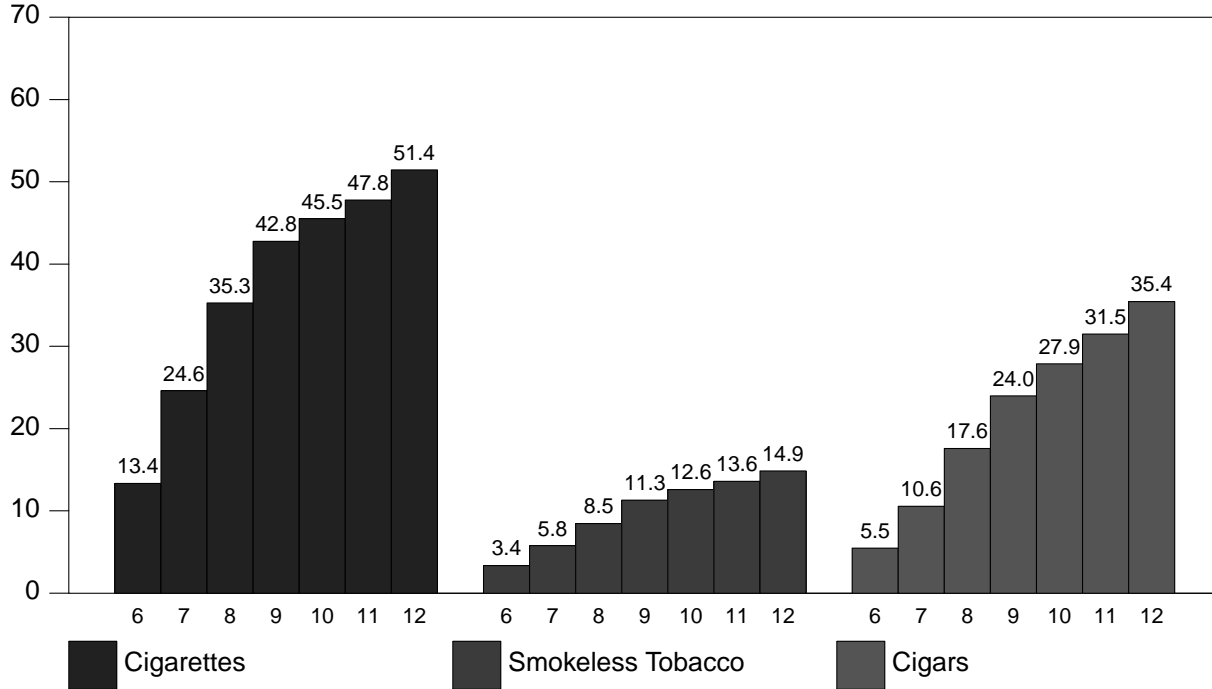
The *Time* of drug use graphs will be helpful in understanding the need for a commitment to drug abuse prevention by parents and the larger community - not just by schools. Student alcohol and other drug use occurs most often outside the school and at times when school is not in session.

The *Perceived Harm* of alcohol and other drugs will assist with understanding how the false assumptions concerning harm are related to drug use. When drugs are perceived as harmless, the probability of use increases.

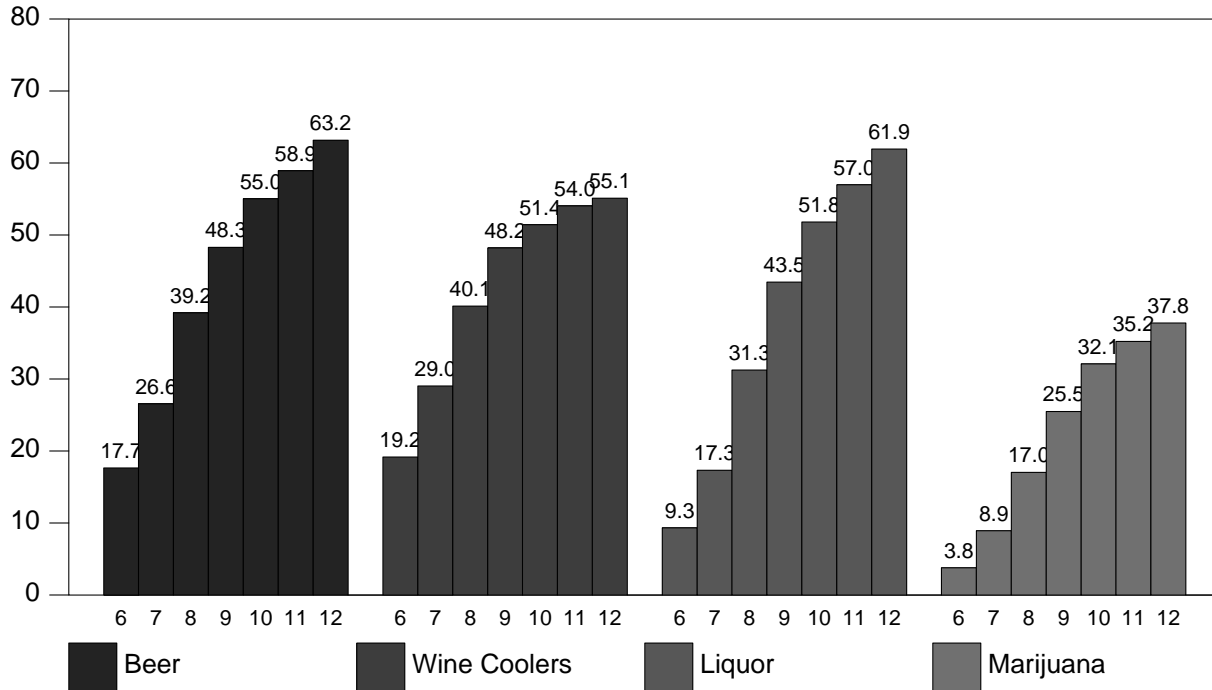
Research indicates that easy access, *Availability*, to drug increases the probability of use. Availability of alcohol and other drugs normally increases at higher grade levels.

2.1. Frequency of Use

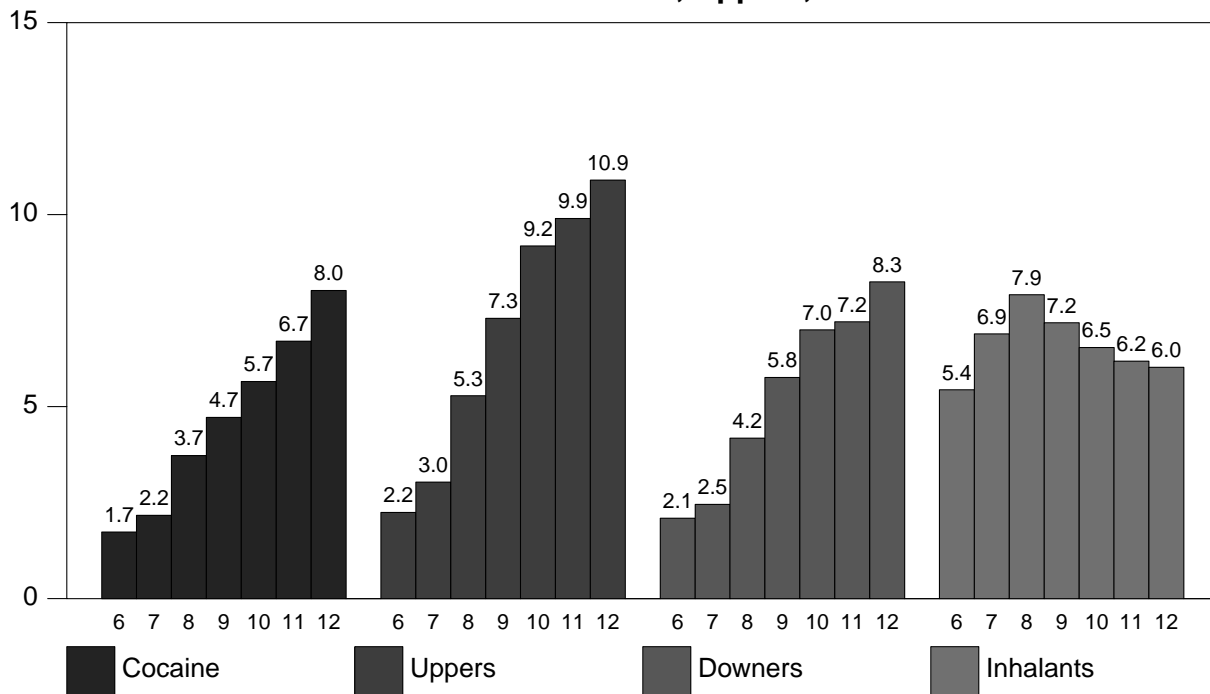
2.1 - % Students Who Use Cigarettes, Smokeless Tobacco & Cigars



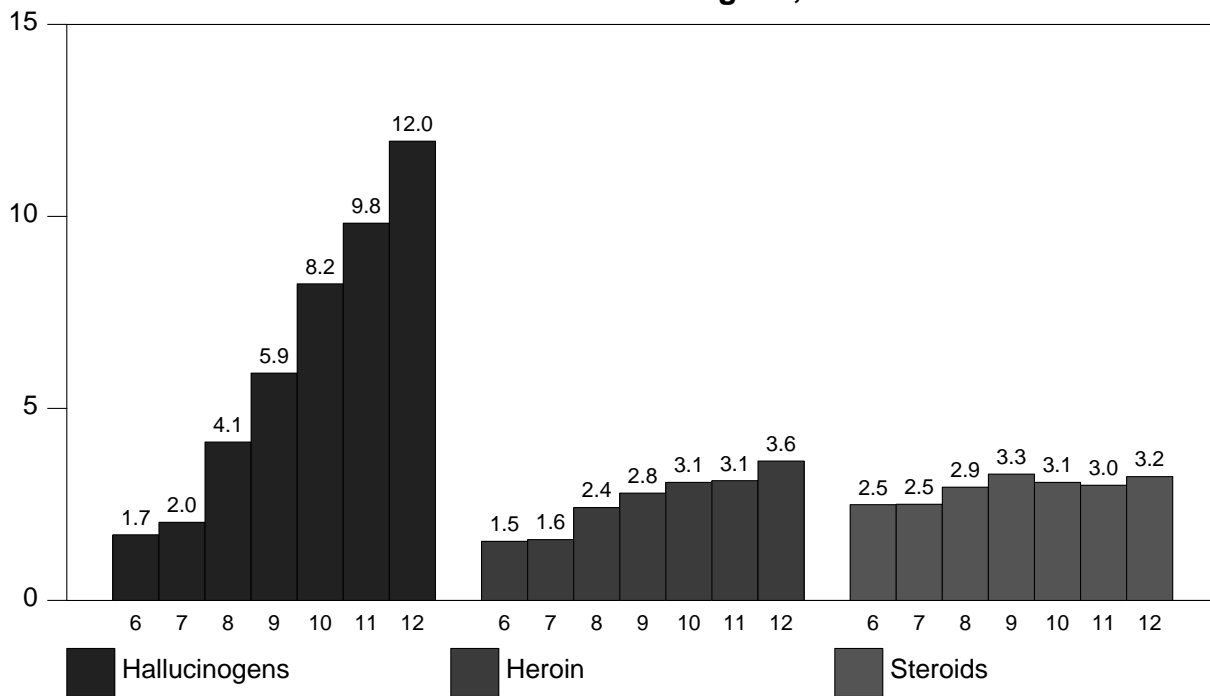
2.2 - % Students Who Use Beer, Wine Coolers, Liquor and Marijuana



2.3 - % Students Who Use Cocaine, Uppers, Downers & Inhalants

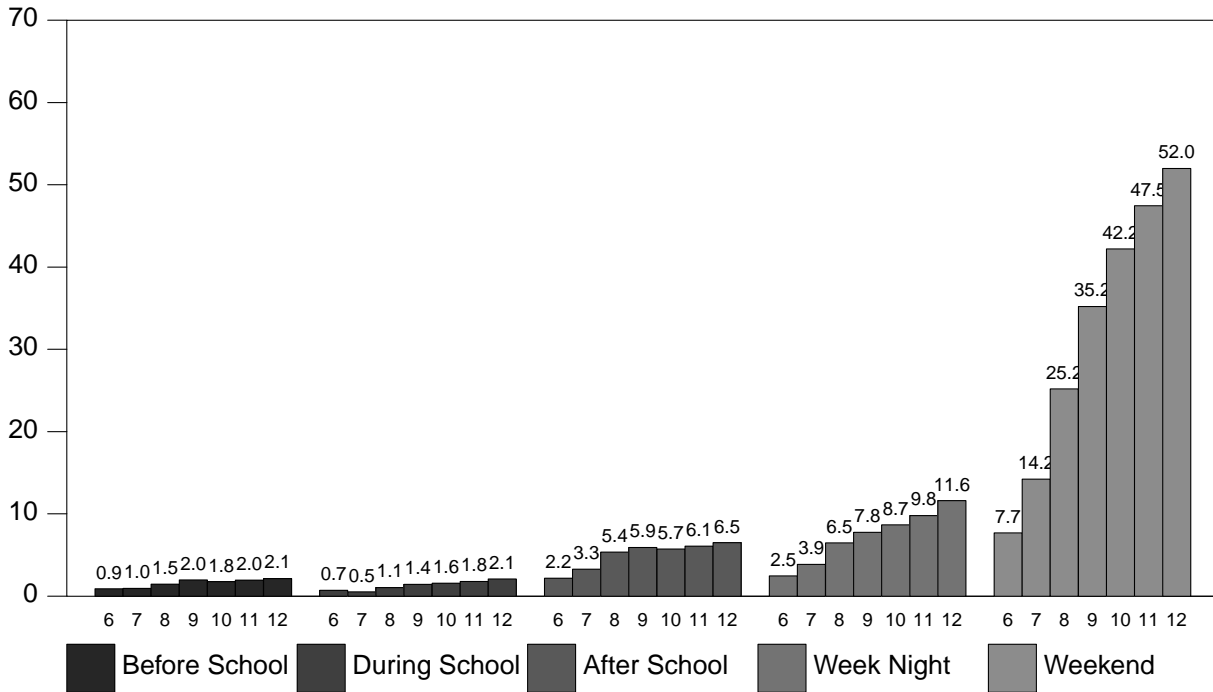


2.4 - % Students Who Use Hallucinogens, Heroin and Steroids

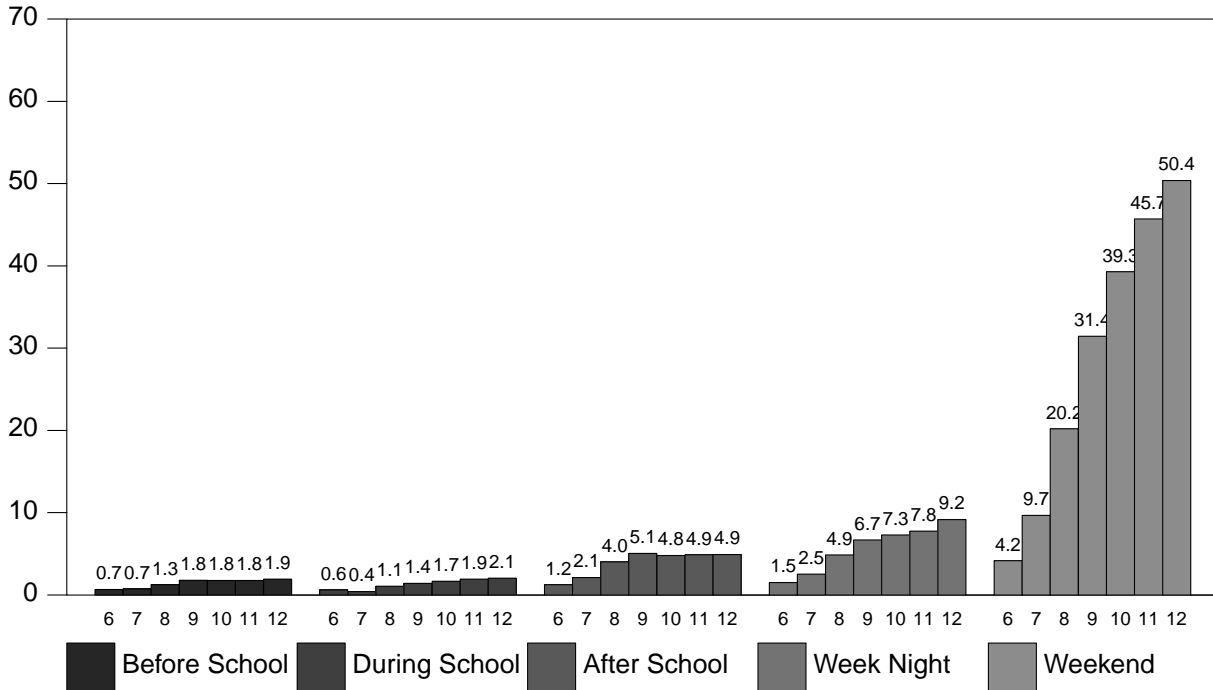


2.2. When Do You Use

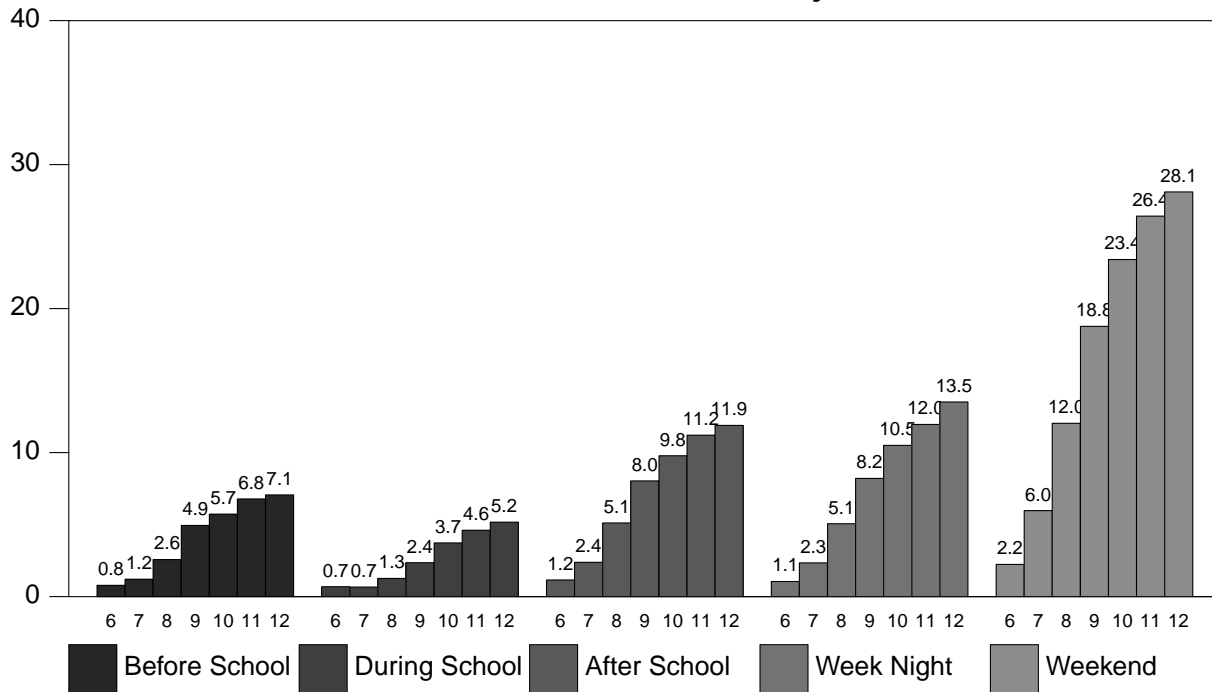
2.5 - When Do You Use Beer



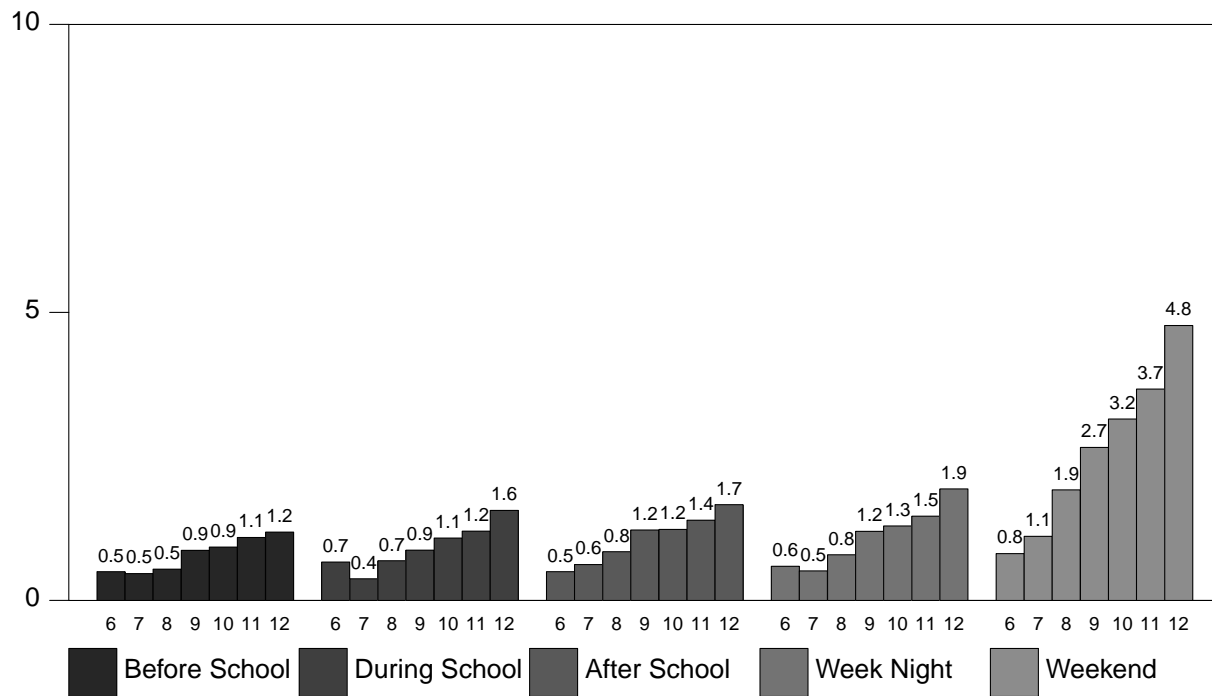
2.6 - When Do You Use Liquor



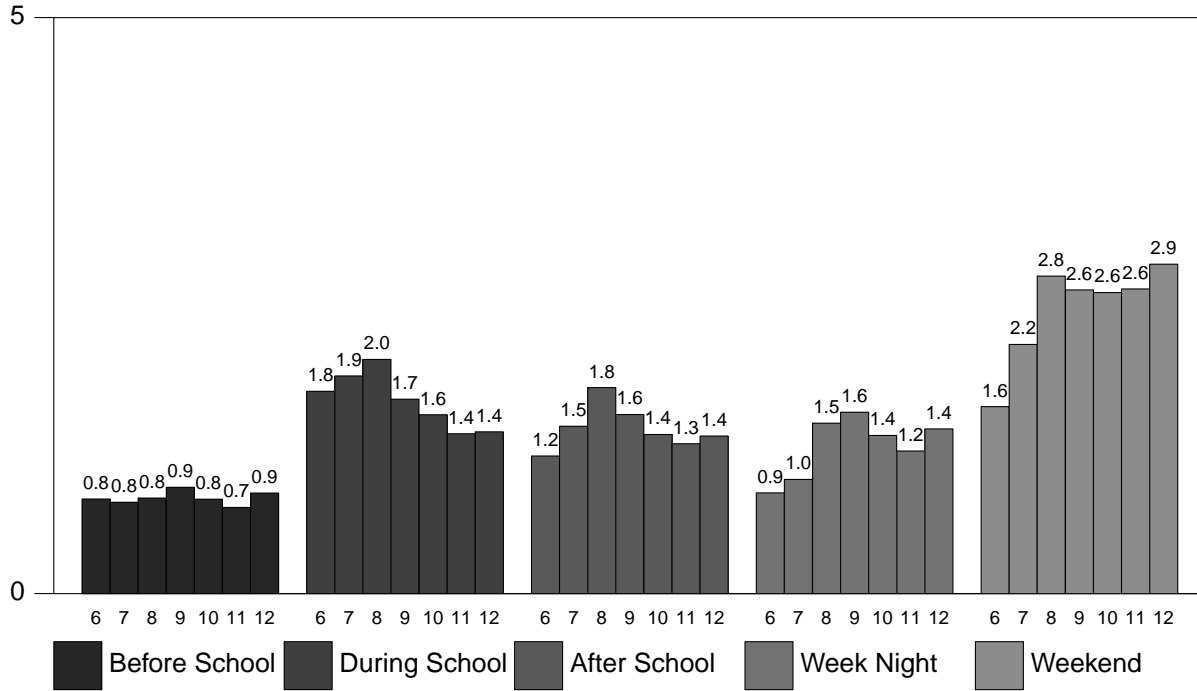
2.7 - When Do You Use Marijuana



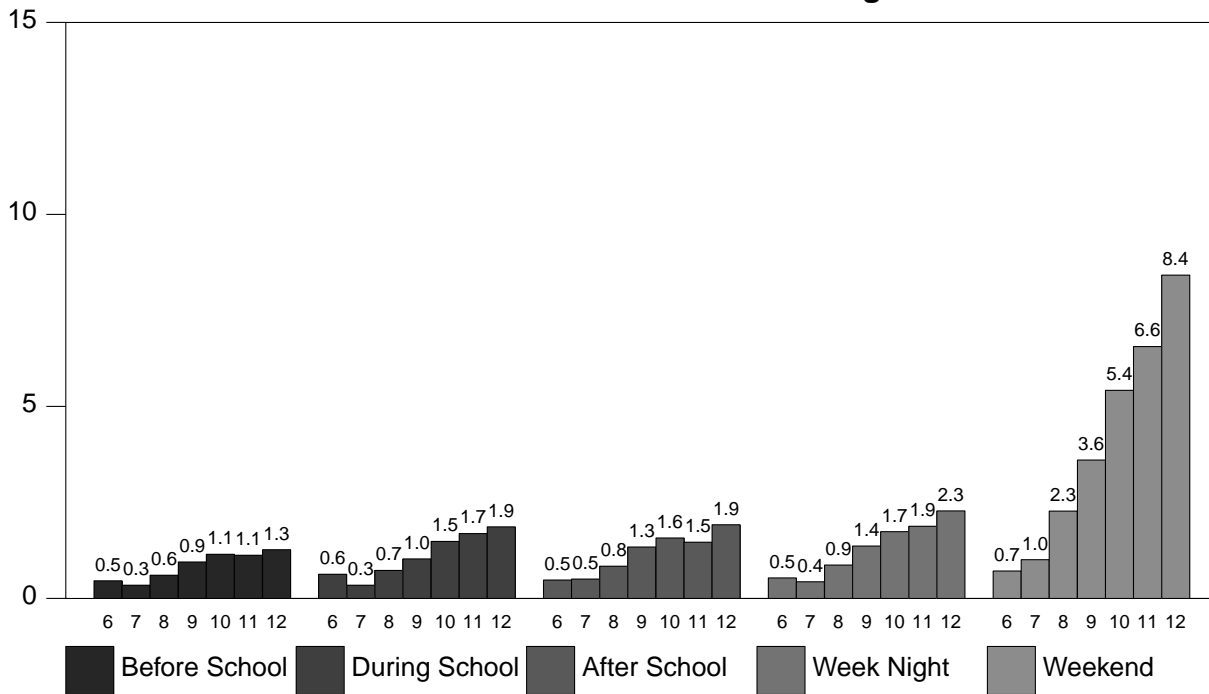
2.8 - When Do You Use Cocaine



2.9 - When Do You Use Inhalants

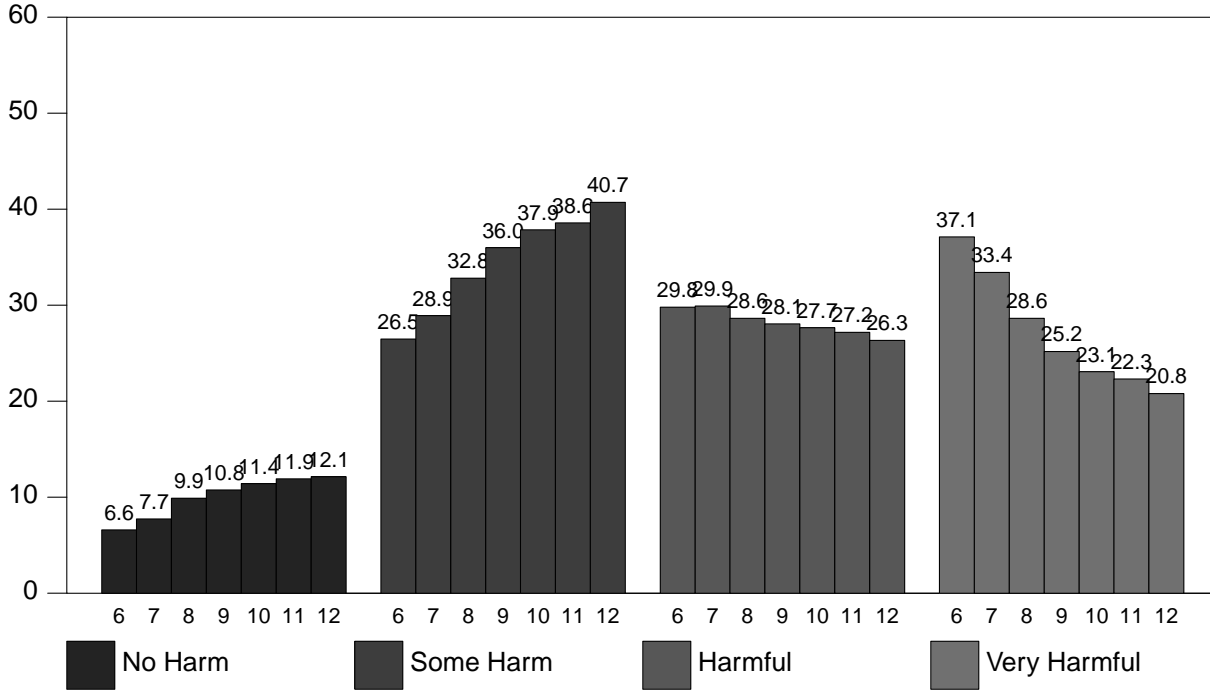


2.10 - When Do You Use Hallucinogens

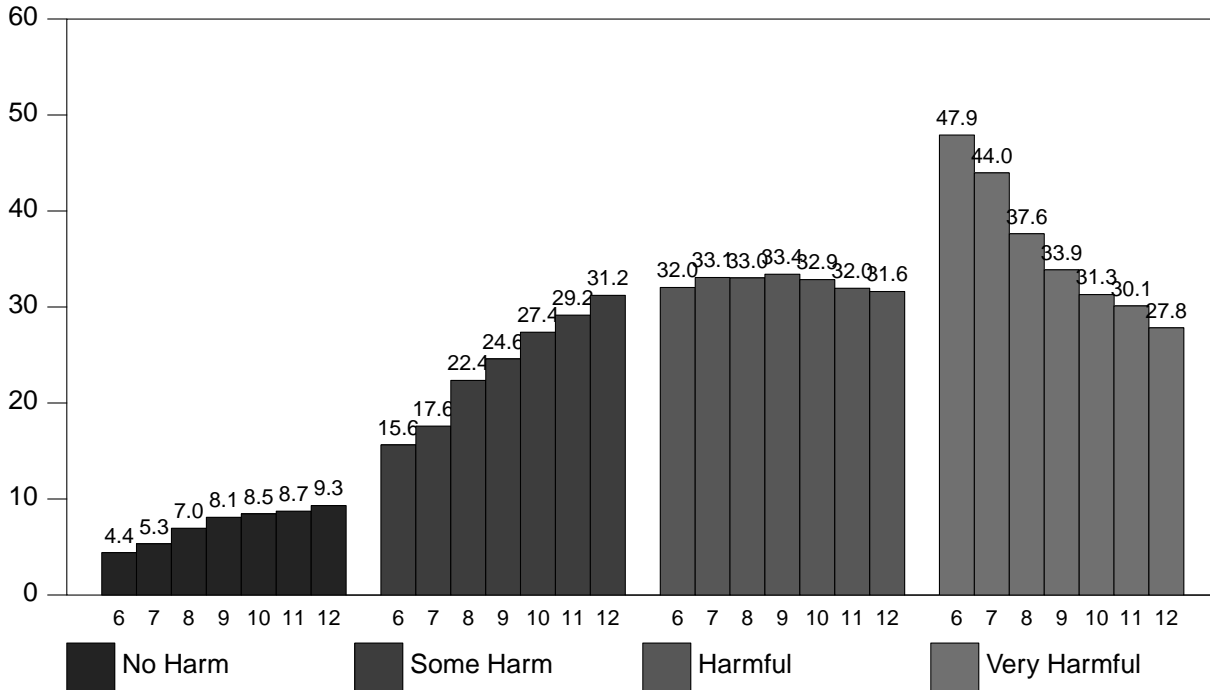


2.3. Harmful to Health

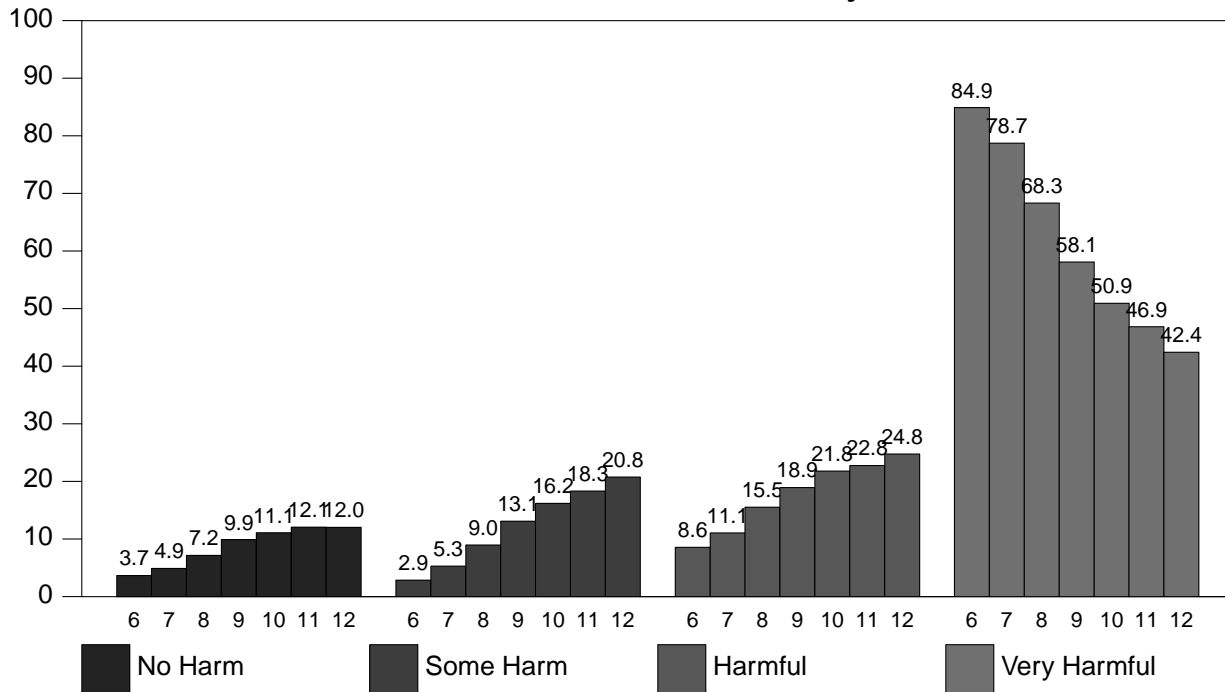
2.11 - Is It Harmful To Use Beer



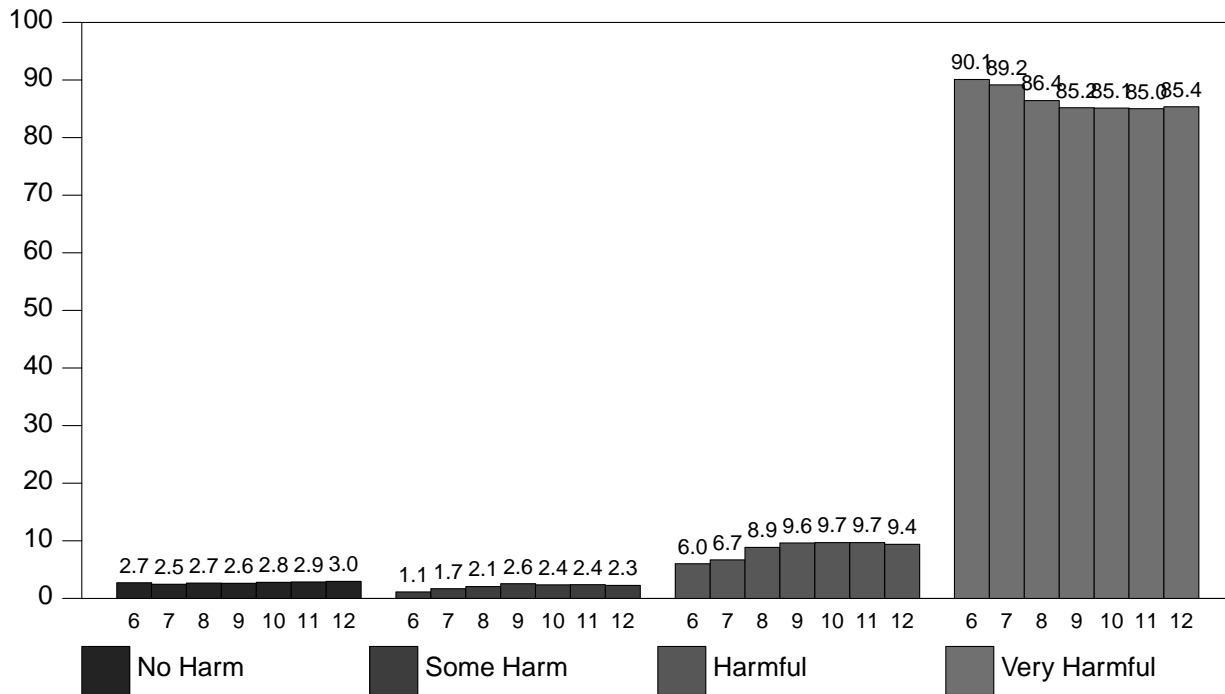
2.12 - Is It Harmful To Use Liquor



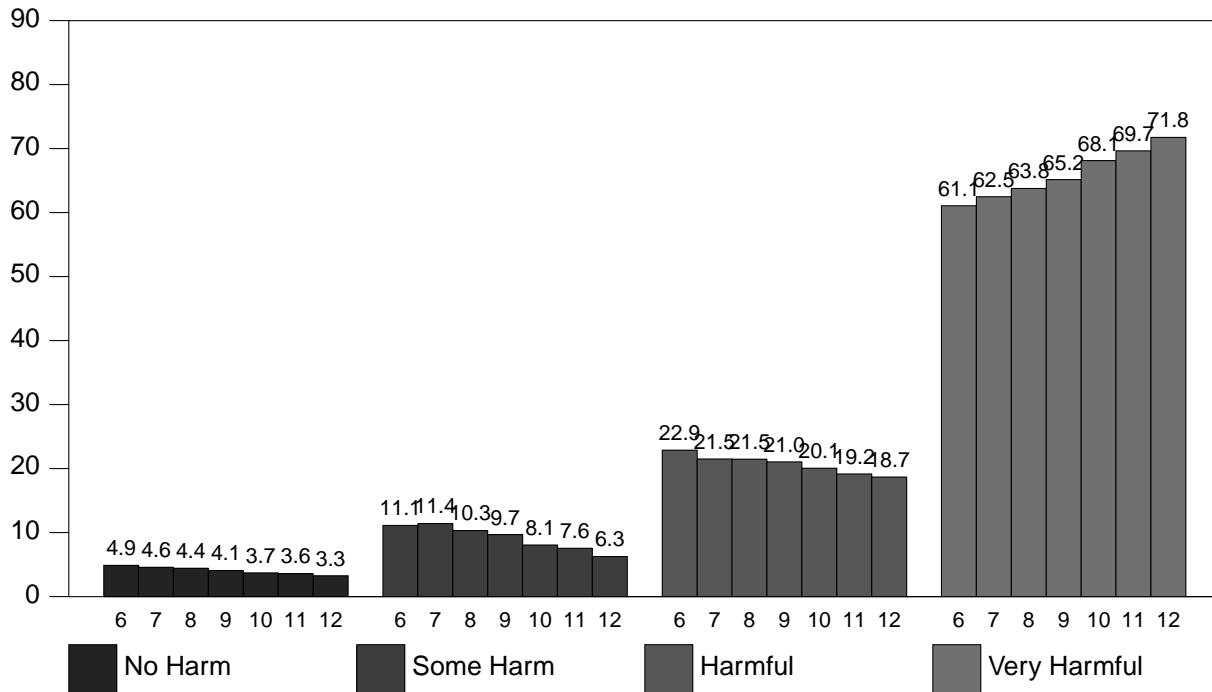
2.13 - Is It Harmful To Use Marijuana



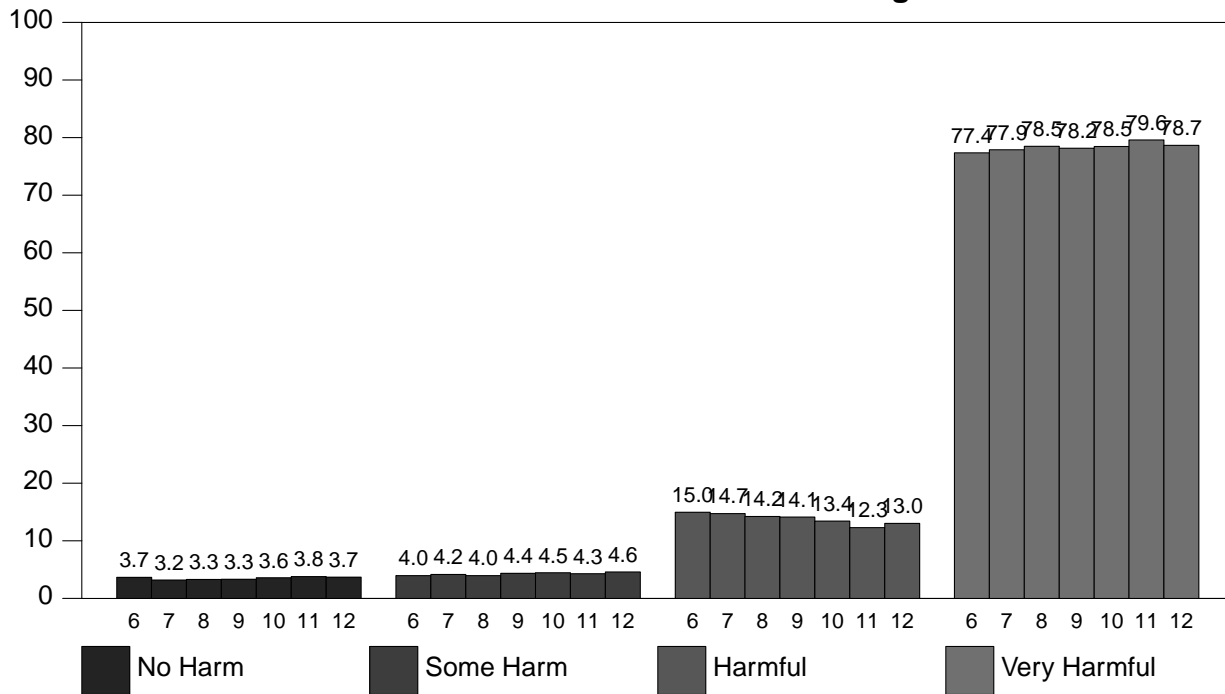
2.14 - Is It Harmful To Use Cocaine



2.15 - Is It Harmful To Use Inhalants

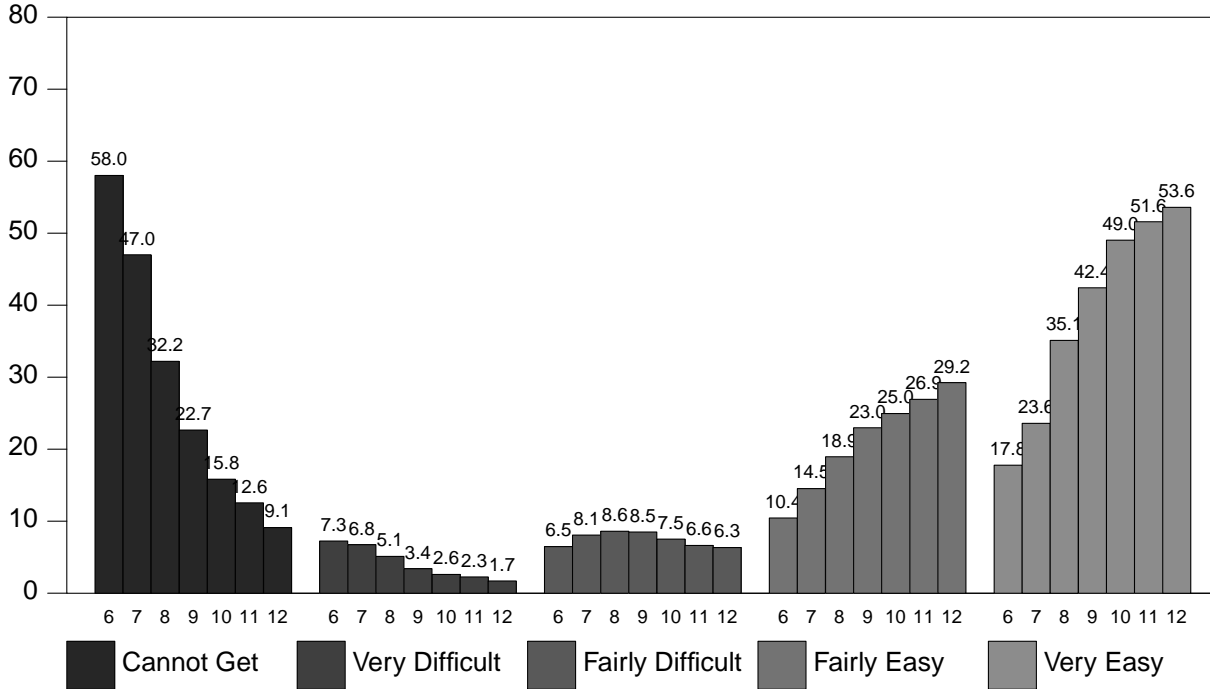


2.16 - Is It Harmful To Use Hallucinogens

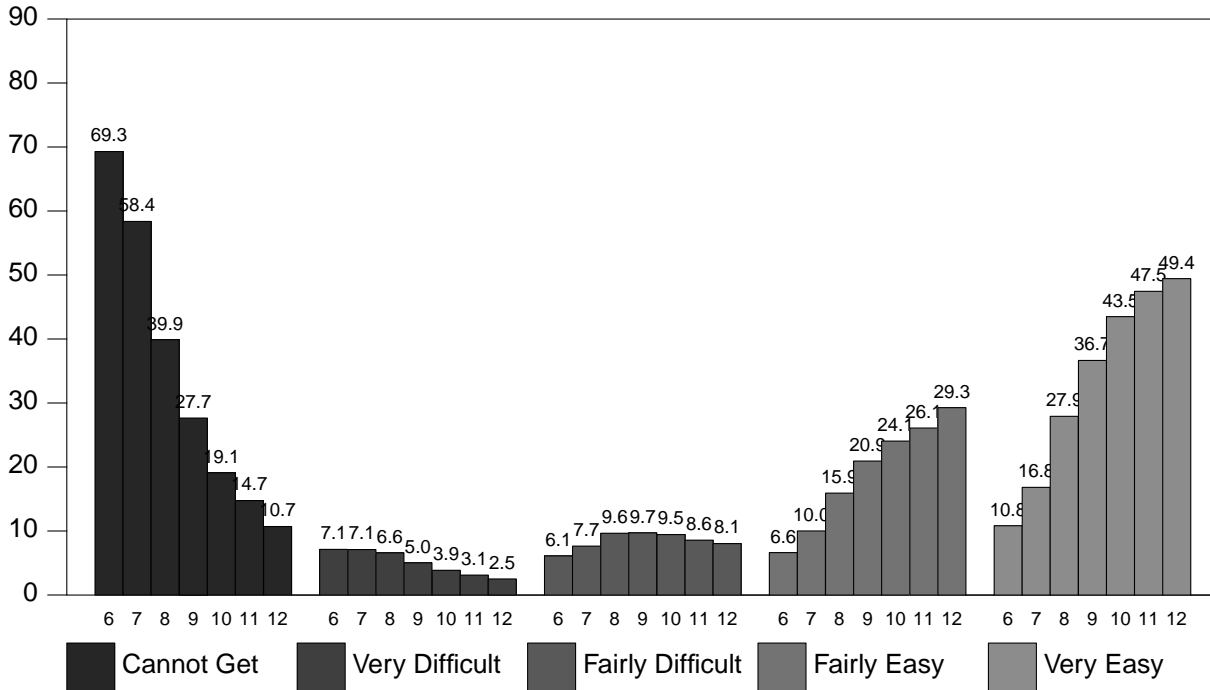


2.4. How Easy Is It To Get

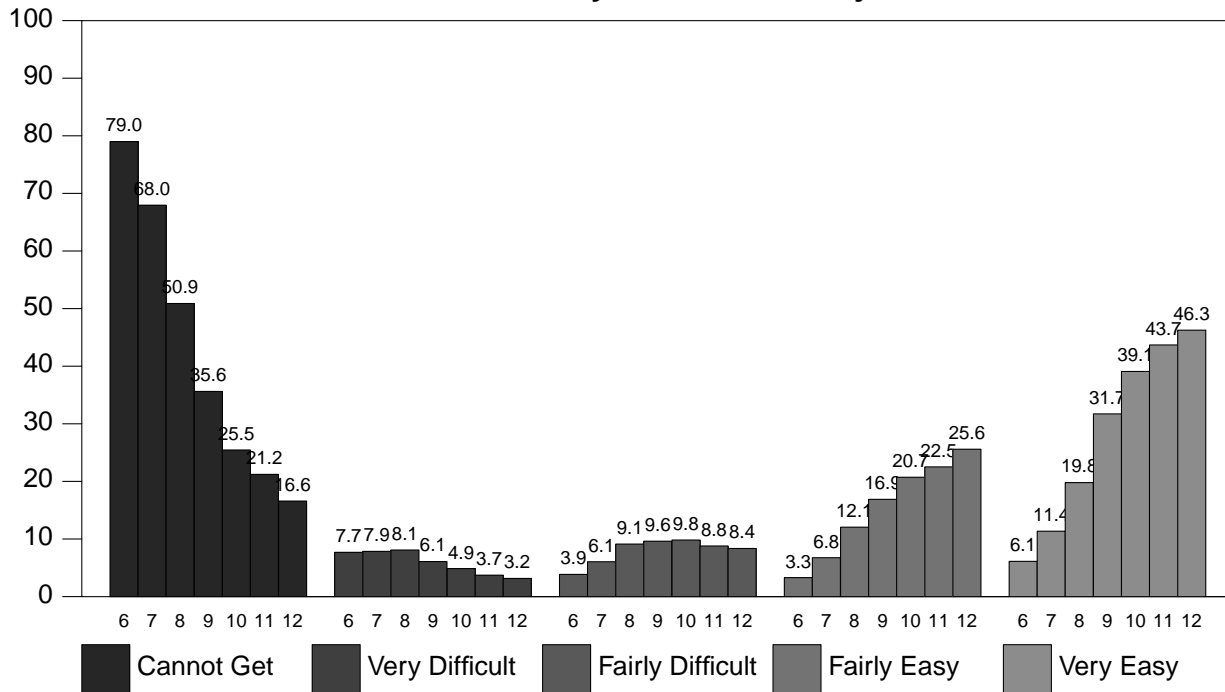
2.17 - How Easy Is It To Get Beer



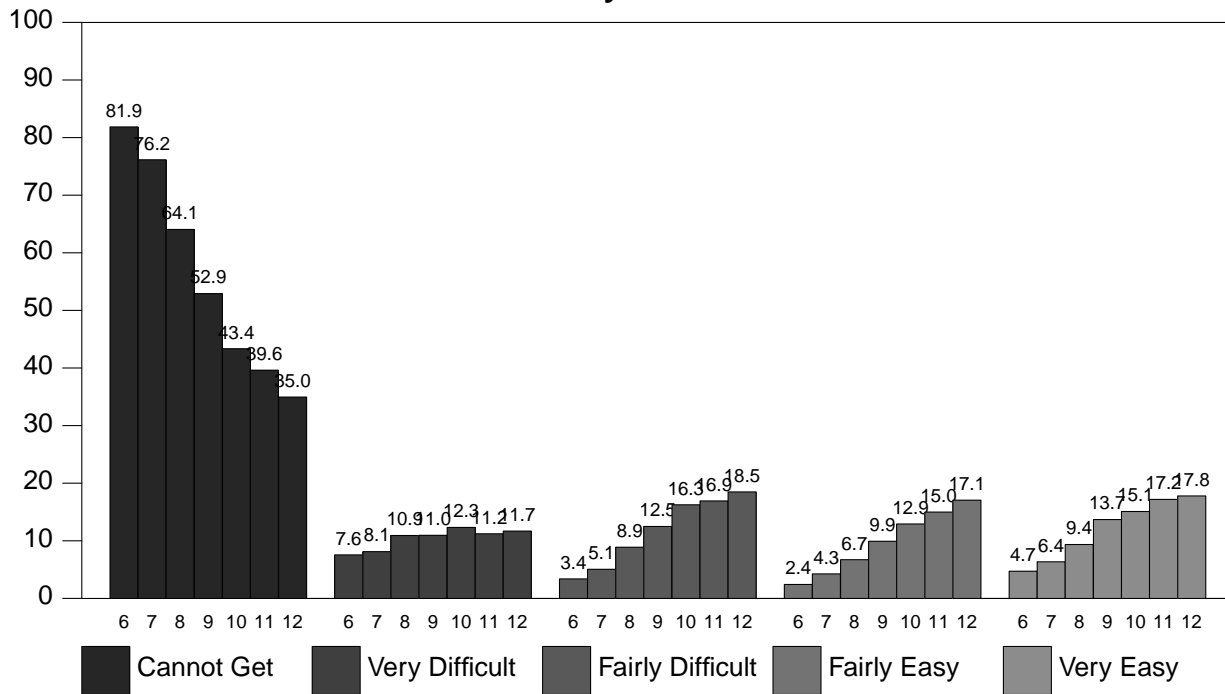
2.18 - How Easy Is It To Get Liquor



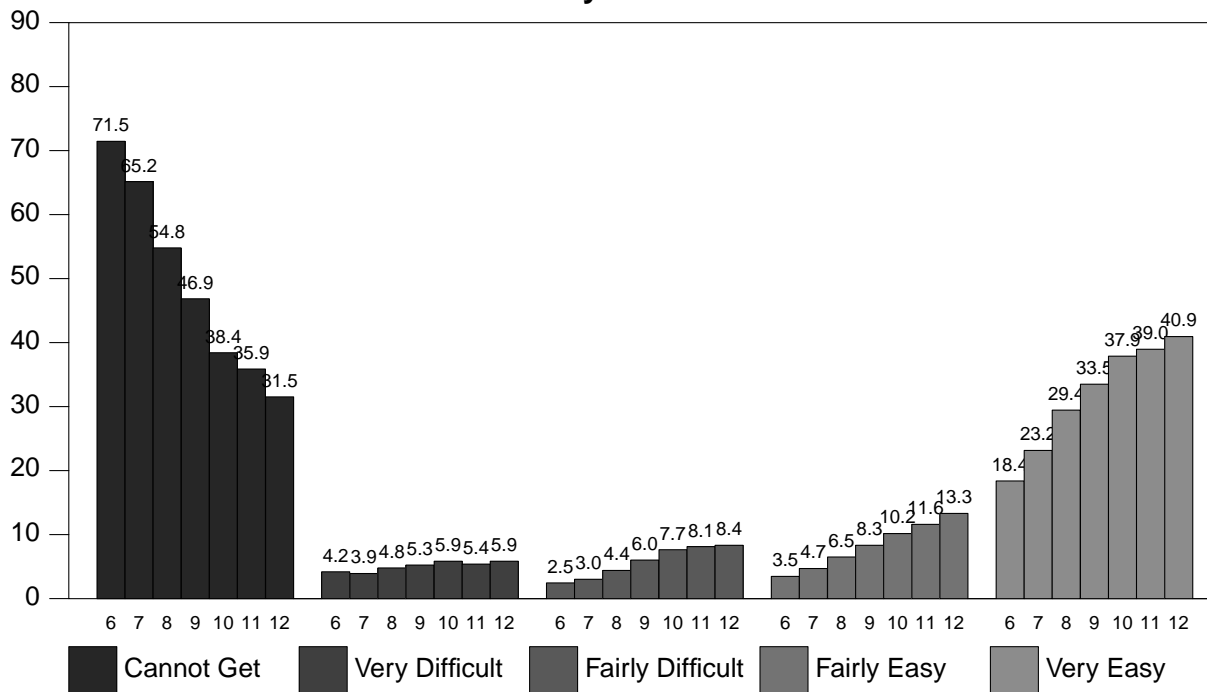
2.19 - How Easy Is It To Get Marijuana



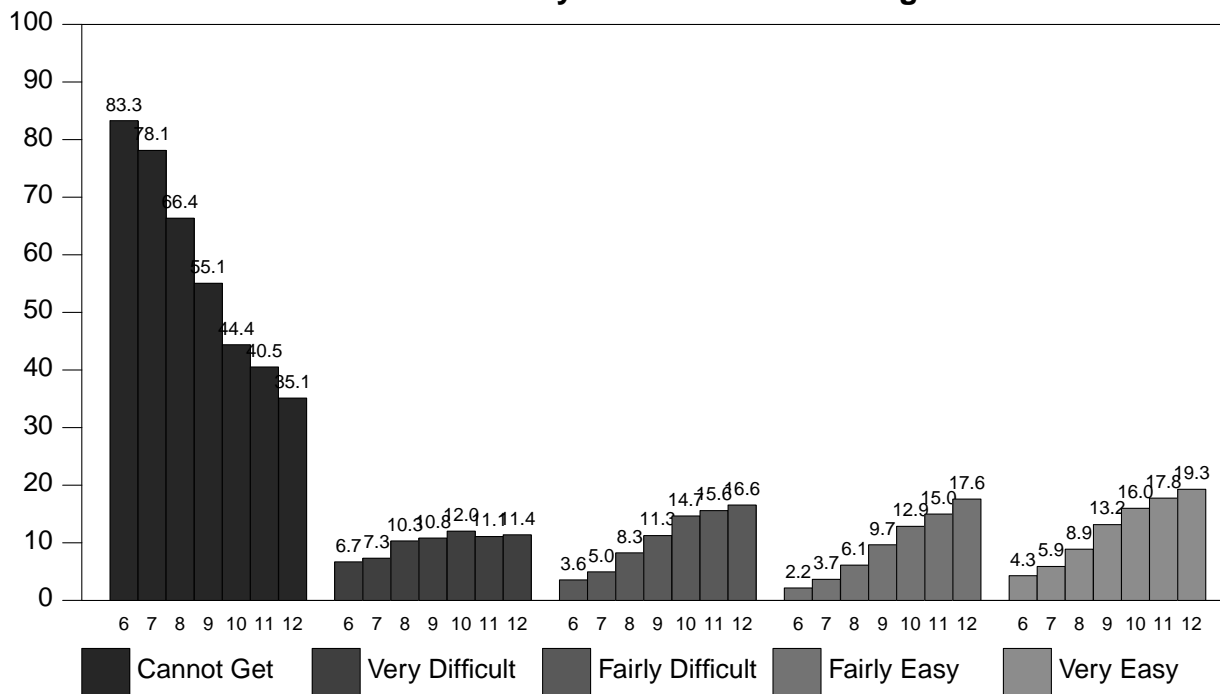
2.20 - How Easy Is It To Get Cocaine



2.21 - How Easy Is It To Get Inhalants



2.22 - How Easy Is It To Get Hallucinogens



CHAPTER 3

SUMMARY STATISTICS

The following graphs and tables summarize some of the **Student Information** questions in regards to drug use. These data are calculated by examining specific subsets of your population. For example, a percentage is calculated for students who report carrying a gun and their liquor use. This percentage is calculated as follows:

Number of those reporting carrying a gun to school
and claiming to use liquor

Number of those reporting carrying a gun
and validly responding to the question *How Often Do You Use Liquor*

The **Ratio** describes the relationship between the groups examined on each graph. For example, in looking at Guns vs No Guns if the cocaine ratio were 5.3 this would mean the percentage of students who report cocaine use was 5.3 times higher for students who report bringing a gun to school compared to those who don't.

3.1. Guns

Total number of student(s) surveyed = 138079

4446 student(s) report(s) carrying a gun to school.
(3.3% of total responding)

Of the 4446 student(s) who report(s) carrying a gun to school,

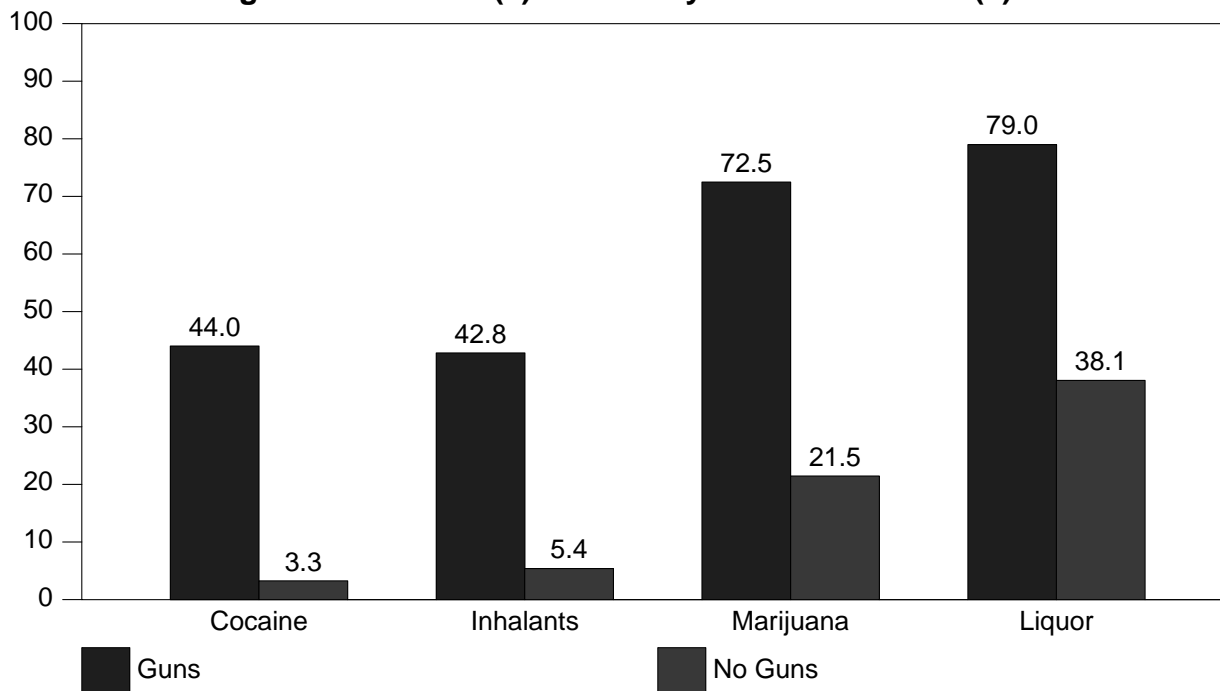
3415 report(s) using liquor (79.0%)

3131 report(s) using marijuana (72.5%).

1842 report(s) using inhalants (42.8%).

1902 report(s) using cocaine (44.0%).

3.1 - Drug Use of Student(s) Who Carry Guns VS Student(s) Who Do Not



Drug	Guns	No Guns	Ratio
Liquor	79.0%	38.1%	2.1
Marijuana	72.5%	21.5%	3.4
Inhalants	42.8%	5.4%	7.9
Cocaine	44.0%	3.3%	13.5
N of Student(s)	4446	130014	

3.2. Gangs

Total number of students surveyed = 138079

13475 student(s) report(s) taking part in gang activities.
(9.9% of total responding)

Of the 13475 student(s) who report(s) taking part in gang activities,

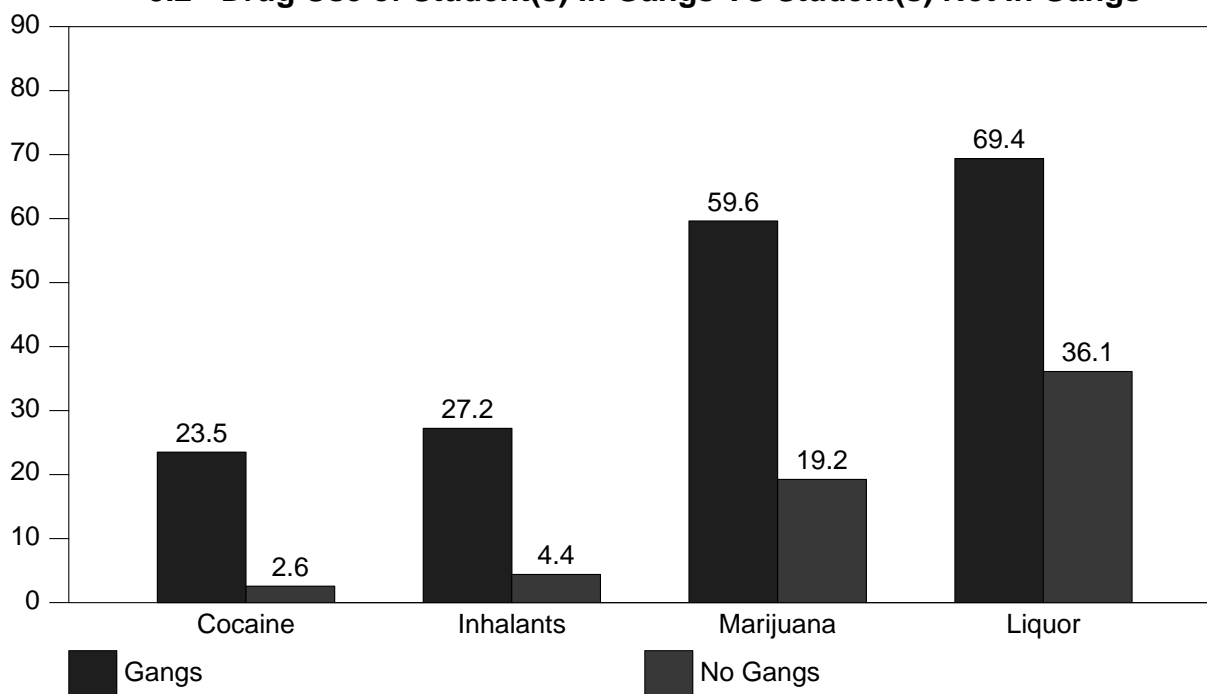
9106 report(s) using liquor (69.4%)

7819 report(s) using marijuana (59.6%).

3547 report(s) using inhalants (27.2%).

3082 report(s) using cocaine (23.5%).

3.2 - Drug Use of Student(s) In Gangs VS Student(s) Not In Gangs



Drugs	Gangs	No Gangs	Ratio
Liquor	69.4%	36.1%	1.9
Marijuana	59.6%	19.2%	3.1
Inhalants	27.2%	4.4%	6.2
Cocaine	23.5%	2.6%	9.1
N of Student(s)	13475	122259	

3.3. Suicide

Total number of students surveyed = 138079

8640 student(s) report(s) thinking *often* or *a lot* about committing suicide.
(6.4% of total responding)

Of the 8640 student(s) who report(s) thinking *often* or *a lot* about committing suicide,

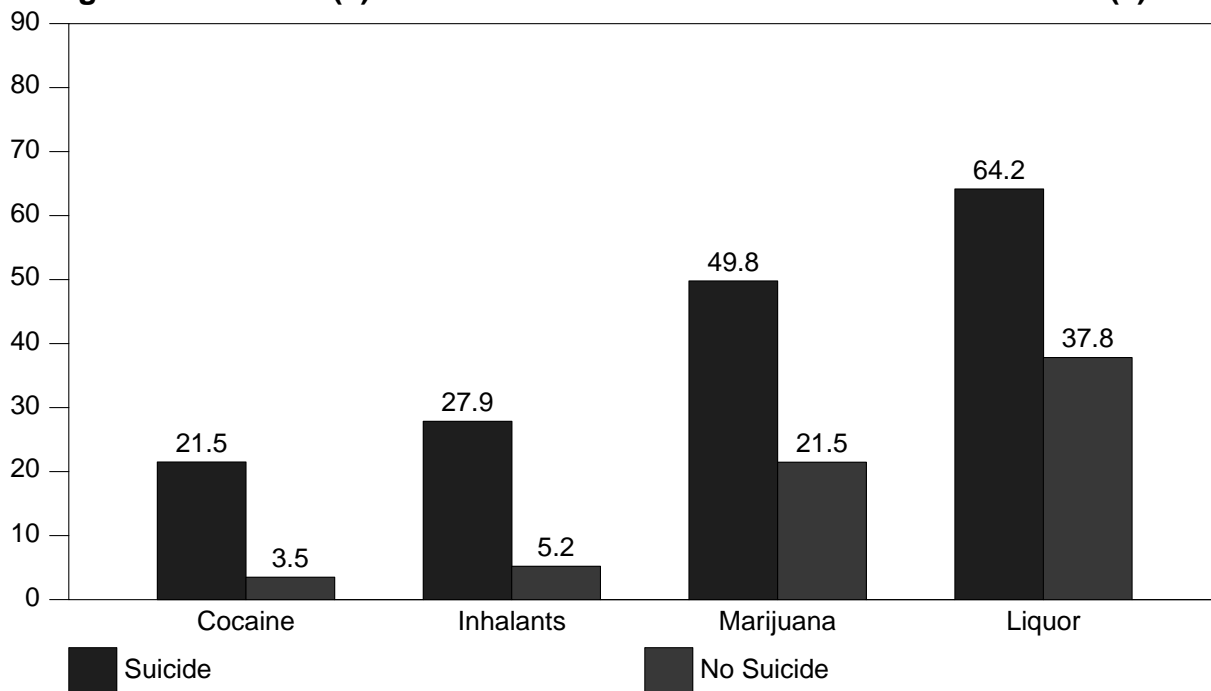
5408 report(s) using liquor (64.2%)

4196 report(s) using marijuana (49.8%).

2336 report(s) using inhalants (27.9%).

1810 report(s) using cocaine (21.5%).

3.3 - Drug Use of Student(s) Who Think of Suicide Often or A Lot VS Student(s) Who Do Not



Drug	Suicide	No Suicide	Ratio
Liquor	64.2%	37.8%	1.7
Marijuana	49.8%	21.5%	2.3
Inhalants	27.9%	5.2%	5.3
Cocaine	21.5%	3.5%	6.1
N of Student(s)	8640	125919	

3.4. Threatening Behaviors

Total number of students surveyed = 138079

54815 student(s) report(s) threatening to harm another student.
(40.7% of total responding)

Of the 54815 student(s) who report(s) threatening to harm,

3901 report(s) carrying a gun to school (7.1%).

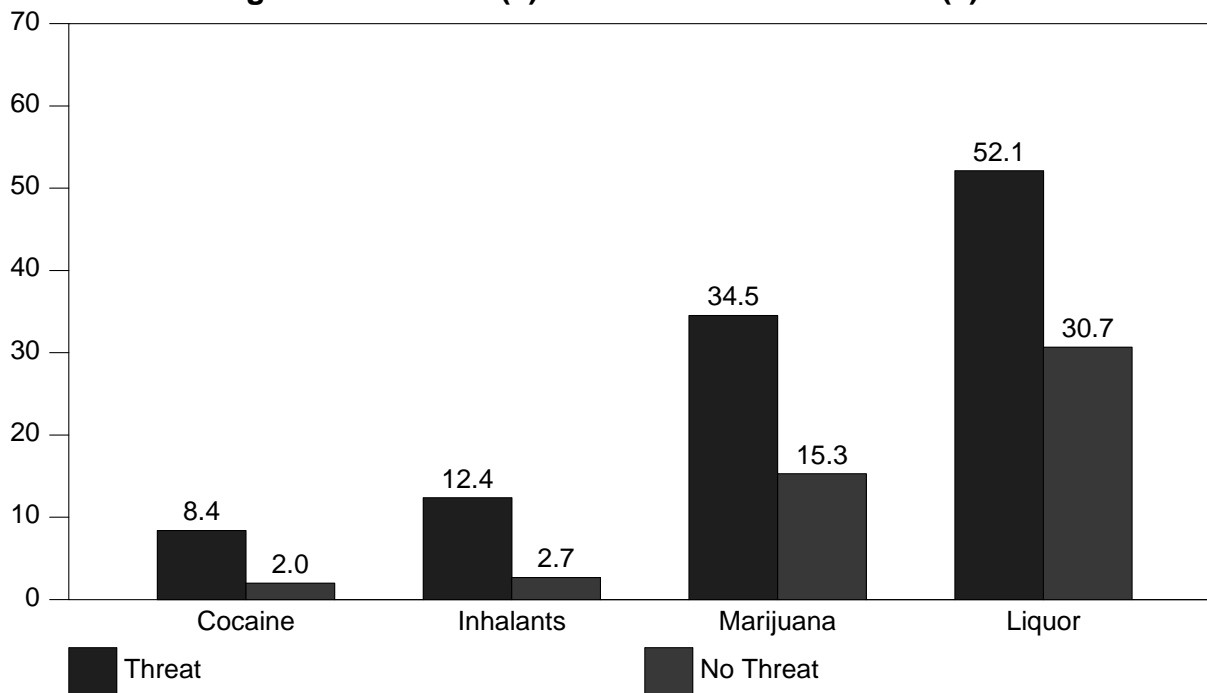
28073 report(s) using liquor (52.1%)

18597 report(s) using marijuana (34.5%).

6650 report(s) using inhalants (12.4%).

4518 report(s) using cocaine (8.4%).

3.4 - Drug Use of Student(s) Who Threaten VS Student(s) Who Do Not



Drug	Threat	No Threat	Ratio
Liquor	52.1%	30.7%	1.7
Marijuana	34.5%	15.3%	2.3
Inhalants	12.4%	2.7%	4.6
Cocaine	8.4%	2.0%	4.2
N of Student(s)	54815	79883	

3.5. Trouble With The Police

Total number of students surveyed = 138079

32575 student(s) report(s) getting in trouble with the police.
 24.0% of total responding)

Of the 32575 student(s) who report(s) getting in trouble with the police,

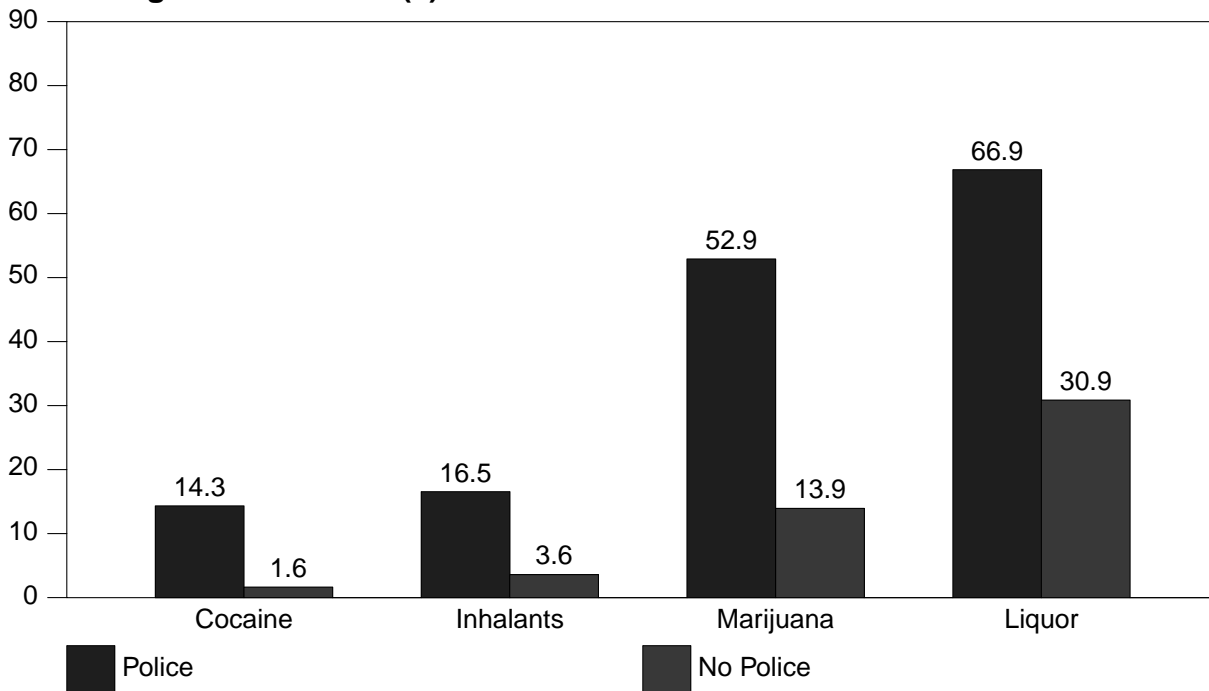
21302 report(s) using liquor (66.9%)

16849 report(s) using marijuana (52.9%).

5240 report(s) using inhalants (16.5%).

4562 report(s) using cocaine (14.3%).

3.5 - Drug Use of Student(s) Who Get In Trouble With Police VS Those Who Do Not



Drug	Police	No Police	Ratio
Liquor	66.9%	30.9%	2.2
Marijuana	52.9%	13.9%	3.8
Inhalants	16.5%	3.6%	4.6
Cocaine	14.3%	1.6%	8.7
N of Student(s)	32575	103228	

3.6. Personal Safety

Total number of students surveyed = 138079

33098 student(s) report(s) being afraid another student will hurt them at school.
(24.8% of total responding)

Of these 33098 student(s),
1780 report(s) carrying a gun to school (5.4%).

26910 student(s) report(s) getting hurt at school.
(20.1% of total responding)

Of these 26910 student(s),
2463 report(s) carrying a gun to school (9.2%).

3.7. Risk and Protective Factors

A *risk factor* is any characteristic which researchers have linked to a higher incidence of drug use. A *protective factor* is any characteristic which has been linked to a lower incidence of drug use. The following analysis of local risk and protective factors does not consider any cause and effect, only a *relationship* between student characteristics and drug use. Community, School, Family and Individual risk and protective factors are grouped accordingly and discussed.

3.7.1. Community - Risk Factors

FACTOR	% AT RISK
Join in community activities (<i>Never/Seldom</i>)	52.2%
Attend church or synagogue (<i>Never/Seldom</i>)	32.8%
Take part in gangs (<i>Seldom/Some/Often/A Lot</i>)	9.9%
Substance Availability (<i>Fairly/Very Easy to get</i>)	
Cigarettes	66.8%
Smokeless Tobacco	47.5%
Cigars	50.1%
Beer	60.9%
Wine Coolers	57.7%
Liquor	53.0%
Marijuana	44.2%
Cocaine	21.9%
Uppers	24.8%
Downers	24.4%
Inhalants	40.4%
Hallucinogens	21.9%
Heroin	17.4%
Steroids	22.6%

The above survey results show community risk factors. These factors include *low neighborhood attachment* never or seldom participate in community activities, church or synagogue); *community disorganization and norms favorable toward drug use* (student participation in gangs); and *availability of alcohol and other drugs* (fairly or very easy to get alcohol and other drugs). Note that a higher risk factor indicates an increased probability of involvement in drug use.

3.7.2. Community - Protective Factors

FACTOR	% PROTECTED
Join in community activities (<i>Often/A Lot</i>)	28.0%
Attend church or synagogue (<i>Often/A Lot</i>)	48.6%
Take part in gangs (<i>Never</i>)	90.1%
Substance Availability (<i>Cannot Get</i>)	
Cigarettes	25.8%
Smokeless Tobacco	41.5%
Cigars	37.5%
Beer	27.4%
Wine Coolers	29.7%
Liquor	33.3%
Marijuana	41.6%
Cocaine	55.7%
Uppers	55.6%
Downers	55.9%
Inhalants	48.7%
Hallucinogens	57.2%
Heroin	60.0%
Steroids	57.2%

The above survey results show community protective factors. These factors include *supportive networks and social bonds* (participate in community activities, church or synagogue often or a lot); *community organization and norms favorable to support non-use among youth* (never participate in gangs); and *limited availability of alcohol and other drugs* (cannot get alcohol and other drugs). Note that a higher protective factor indicates a decreased probability of involvement in drug use.

3.7.3. School - Risk Factors

FACTOR	% AT RISK
Make good grades (<i>Never/Seldom</i>)	4.5%
Join in school activities (<i>Never/Seldom</i>)	28.1%
Trouble at school (<i>Often/A Lot</i>)	6.7%

The above survey results show school risk factors. These factors include *academic failure* (never or seldom make good grades); *low commitment to school* (never or seldom join in school activities); and *early anti-social behavior* (get into trouble at school often or a lot).

3.7.4. School - Protective Factors

FACTOR	% PROTECTED
Make good grades (<i>Often/A Lot</i>)	67.8%
Join in school activities (<i>Often/A Lot</i>)	54.0%
Trouble at school (<i>Never/Seldom</i>)	75.9%

The above survey results show school protective factors. These factors include *high academic expectations, goal setting and mastery* (make good grades often or a lot); *active involvement in extracurricular activities sponsored by the school* (join in school activities often or a lot); and *pro-social development* (never or seldom get into trouble at school).

3.7.5. Family - Risk Factors

FACTOR	% AT RISK
Parents talk about drugs (<i>Never/Seldom</i>)	39.2%
Parents set clear rules (<i>Never/Seldom</i>)	13.6%
Parents enforce rules (<i>Never/Seldom</i>)	21.4%

The above survey results show family risk factors. These factors include *weak parental attitudes towards use* (parents never or seldom talk to their children about the harmful effects of us-

ing drugs); and *family management problems* (parents never or seldom set clear rules and never or seldom enforce those rules).

3.7.6. Family - Protective Factors

FACTOR	% PROTECTED
Parents talk about drugs (<i>Often/A Lot</i>)	30.5%
Parents set clear rules (<i>Often/A Lot</i>)	66.6%
Parents enforce rules (<i>Often/A Lot</i>)	52.6%

The above survey results show family protective factors. These factors include *strong parental attitudes against adolescent drug use* (parents talk to their children about the harmful effects of using drugs often or a lot); *parents' clear expectations of their children* (parents set clear rules often or a lot); and *discipline* (parents punish their children often or a lot when they break the rules).

3.7.7. Individual - Risk Factors

FACTOR	% AT RISK
Threaten students teachers (<i>Seldom/Sometimes/Often/A Lot</i>)	40.7%
Trouble with police (<i>Seldom/Sometimes/Often/A Lot</i>)	24.0%
Think about suicide (<i>Often/A Lot</i>)	6.4%
Harmful to health (<i>No/Some Harm</i>)	
Cigarettes	20.9%
Smokeless Tobacco	21.1%
Cigars	28.4%
Beer	44.8%
Wine Coolers	60.9%
Liquor	31.6%
Marijuana	21.1%
Cocaine	4.8%
Uppers	11.3%
Downers	12.1%
Inhalants	13.3%
Hallucinogens	7.8%
Heroin	4.7%
Steroids	13.1%

The above survey results show individual risk factors. These include *anti-social behavior in early adolescence and rebelliousness* (threaten to harm others and get in trouble with the police); *alienation* (think about suicide often or a lot); and *favorable attitudes towards drug use* (feel drugs are not harmful, sometimes harmful).

3.7.8. Individual - Protective Factors

FACTOR	% PROTECTED
Threaten students/teachers (<i>Never</i>)	59.3%
Trouble with police (<i>Never</i>)	76.0%
Think about suicide (<i>Never/Seldom</i>)	85.1%
Harmful to health (<i>Very Much</i>)	
Cigarettes	43.0%
Smokeless Tobacco	42.9%
Cigars	37.1%
Beer	27.0%
Wine Coolers	18.5%
Liquor	35.8%
Marijuana	61.1%
Cocaine	86.5%

Uppers	68.3%
Downers	66.1%
Inhalants	66.0%
Hallucinogens	78.4%
Heroin	86.5%
Steroids	61.2%

The above survey results show individual protective factors. These include *respect for authority* (never threaten to harm students or teachers and never get into trouble with the police); *feeling of belonging*, *higher respect for self* (think about suicide never or seldom); and *unfavorable attitudes towards drug use* (feel drugs are very much harmful).

CHAPTER 4

PERCENTAGE TABLES

This chapter contains your school survey results in tabular form. Each table corresponds to an item on the questionnaire. The tables contain percentage data by grade level, *Junior High* (grades 6 through 8), *Senior High* (grades 9 through 12), and *Total*. The *N of Valid* column contains the number of students responding to the item and the *N of Missing* column contains the number of students not responding to the item. The remaining columns contain the percentages of students responding to the particular response categories.

The percentage tables of the report appear in the same order as corresponding questions on the questionnaire. The Table of Contents contains the percentage tables by section and gives the page number where each section is located. The List of Tables contains the location of each individual table.

The last section of tables presents the frequency of drug use *How Often Do You Use* data with the categories *collapsed* as follows:

Daily Use — Every Day
Weekly Use — Once/Week + 3 Times/Week + Every Day
Monthly Use — Once/Month + Twice Month + Once/Week +
3 Times/Week + Every Day
Annual Use — Once/Year + 6 Times/Year + Once/Month + Twice Month +
Once/Week + 3 Times/Week + Every Day

Three additional drug use categories have been created for the question *How Often Do You Use* by combining the existing data. A *Tobacco Use* category was created by looking at the responses on each questionnaire on the tobacco categories and taking the highest value as the value for *Tobacco Use*. *Alcohol Use* category was created by looking at the responses on each questionnaire on the alcohol categories. The category of *Illicit Drug Use* was created in the same way by looking at the illicit drug categories. Therefore, the *Tobacco Use* category represents any tobacco use regardless of the type of tobacco, the *Alcohol Use* category represents any alcohol use regardless of the type of alcohol and the *Illicit Drug Use* category represents any illicit drug use regardless of the type of drug.

4.1. Personal & Family Information

4.1 - Ethnic Origin

<i>Grade Level</i>	<i>N of Valid</i>	<i>N of Miss</i>	<i>White</i>	<i>African American</i>	<i>Hispanic Latino</i>	<i>Asian PacIsIndr</i>	<i>Native American</i>	<i>Mixed Origin</i>
6th	14713	260	71.1	12.9	7.4	1.9	1.6	5.1
7th	18748	302	70.7	13.3	7.8	2.3	1.0	4.9
8th	24174	422	72.4	11.5	7.2	3.0	0.9	4.9
9th	19877	375	71.4	12.7	5.7	4.9	0.9	4.5
10th	24950	533	73.0	8.5	6.3	6.3	0.8	5.1
11th	17015	344	69.5	9.0	7.8	7.9	0.7	5.1
12th	16065	301	73.0	6.8	7.2	7.8	0.9	4.3
JrHs	57635	984	71.5	12.4	7.5	2.5	1.1	4.9
SrHS	77907	1553	71.8	9.3	6.6	6.6	0.8	4.8
Total	135542	2537	71.7	10.6	7.0	4.9	0.9	4.9

4.2 - Sex

<i>Grade Level</i>	<i>N of Valid</i>	<i>N of Miss</i>	<i>Male</i>	<i>Female</i>
6th	14342	631	49.2	50.8
7th	18047	1003	50.0	50.0
8th	23034	1562	50.2	49.8
9th	18899	1353	49.4	50.6
10th	23755	1728	49.0	51.0
11th	16135	1224	48.2	51.8
12th	15121	1245	48.9	51.1
JrHs	55423	3196	49.9	50.1
SrHS	73910	5550	48.9	51.1
Total	129333	8746	49.3	50.7

4.3 - Age

<i>Grade Level</i>	<i>N of Valid</i>	<i>N of Miss</i>	-10	11	12	13	14	15	16	17	18	19+
6th	14938	35	1.2	45.4	45.9	6.3	0.4	0.1	0.0	0.0	0.1	0.6
7th	18960	90	0.0	0.9	44.6	47.1	6.5	0.6	0.1	0.0	0.0	0.1
8th	24465	131	0.0	0.0	0.6	44.5	47.8	6.5	0.5	0.0	0.0	0.1
9th	20156	96	0.1	0.0	0.0	0.8	43.2	47.4	7.6	0.7	0.1	0.2
10th	25396	87	0.0	0.0	0.0	0.0	0.8	46.9	46.2	5.6	0.3	0.2
11th	17307	52	0.0	0.0	0.0	0.0	0.0	1.2	50.8	42.6	4.9	0.4
12th	16315	51	0.3	0.1	0.0	0.0	0.0	0.1	1.4	51.3	42.5	4.4
JrHs	58363	256	0.3	11.9	26.5	35.6	22.2	2.9	0.2	0.0	0.0	0.2
SrHS	79174	286	0.1	0.0	0.0	0.2	11.2	27.4	28.1	21.9	9.9	1.1
Total	137537	542	0.2	5.1	11.3	15.2	15.9	17.0	16.3	12.6	5.7	0.7

4.4 - Do you live with:

<i>Grade Level</i>	<i>N of Valid</i>	<i>N of Miss</i>	<i>Both Parents</i>	<i>Mother Only</i>	<i>Father Only</i>	<i>Mother & Stepfather</i>	<i>Father & Stepmother</i>	<i>Other</i>
6th	14841	132	61.7	15.5	2.3	12.3	2.5	5.7
7th	18859	191	59.0	16.9	2.5	13.5	2.9	5.1
8th	24350	246	60.9	15.9	2.8	13.1	3.0	4.4
9th	20051	201	59.1	16.7	3.2	12.8	3.3	5.0
10th	25276	207	62.6	15.4	3.0	11.4	3.3	4.3
11th	17250	109	63.1	14.9	3.1	10.7	3.0	5.2
12th	16261	105	63.0	14.3	3.3	9.9	2.8	6.7
JrHs	58050	569	60.5	16.1	2.6	13.0	2.8	4.9
SrHS	78838	622	61.9	15.4	3.1	11.3	3.1	5.2
Total	136888	1191	61.3	15.7	2.9	12.0	3.0	5.1

4.5 - Do you have a job?

<i>Grade Level</i>	<i>N of Valid</i>	<i>N of Miss</i>	<i>Yes, Full-time</i>	<i>Yes, Part-time</i>	<i>No</i>
6th	14641	332	1.6	13.9	84.5
7th	18530	520	1.1	17.1	81.8
8th	23923	673	1.1	20.0	78.8
9th	19679	573	1.7	22.4	76.0
10th	24701	782	2.0	31.2	66.8
11th	16820	539	2.9	46.9	50.2
12th	15870	496	5.3	57.5	37.2
JrHs	57094	1525	1.2	17.5	81.3
SrHS	77070	2390	2.8	37.8	59.4
Total	134164	3915	2.1	29.2	68.7

4.6 - Does your father have a job?

<i>Grade Level</i>	<i>N of Valid</i>	<i>N of Miss</i>	<i>Yes, Full-time</i>	<i>Yes, Part-time</i>	<i>No</i>
6th	13714	1259	83.0	10.7	6.3
7th	17315	1735	85.2	8.9	5.9
8th	22598	1998	88.1	6.2	5.6
9th	18592	1660	89.3	4.8	5.9
10th	23728	1755	91.0	3.4	5.6
11th	16171	1188	91.2	2.8	6.0
12th	15355	1011	91.0	2.4	6.6
JrHs	53627	4992	85.9	8.2	5.9
SrHS	73846	5614	90.6	3.4	6.0
Total	127473	10606	88.6	5.4	5.9

4.7 - Does your mother have a job?

<i>Grade Level</i>	<i>N of Valid</i>	<i>N of Miss</i>	<i>Yes, Full-time</i>	<i>Yes, Part-time</i>	<i>No</i>
6th	14050	923	56.7	24.2	19.1
7th	17986	1064	61.6	20.6	17.9
8th	23335	1261	63.3	19.3	17.4
9th	19277	975	66.3	16.8	16.9
10th	24322	1161	65.5	17.1	17.4
11th	16561	798	68.2	15.1	16.8
12th	15698	668	67.1	14.4	18.4
JrHs	55371	3248	61.1	20.9	18.0
SrHS	75858	3602	66.6	16.0	17.4
Total	131229	6850	64.3	18.1	17.6

4.8 - What is the educational level of your father?

<i>Grade Level</i>	<i>N of Valid</i>	<i>N of Miss</i>	<i>Some High School</i>	<i>High School Graduate</i>	<i>Some College</i>	<i>College Graduate</i>
6th	12058	2915	13.3	29.7	14.1	42.9
7th	15673	3377	14.1	31.8	16.2	37.8
8th	20886	3710	13.1	30.5	16.7	39.8
9th	17334	2918	13.3	31.7	16.9	38.1
10th	22186	3297	11.5	29.9	17.3	41.3
11th	15279	2080	13.0	28.2	17.8	41.0
12th	14574	1792	12.0	27.8	19.0	41.3
JrHs	48617	10002	13.5	30.7	15.9	39.9
SrHS	69373	10087	12.4	29.5	17.7	40.4
Total	117990	20089	12.8	30.0	17.0	40.2

4.9 - What is the educational level of your mother?

<i>Grade Level</i>	<i>N of Valid</i>	<i>N of Miss</i>	<i>Some High School</i>	<i>High School Graduate</i>	<i>Some College</i>	<i>College Graduate</i>
6th	12673	2300	11.2	29.2	16.9	42.7
7th	16608	2442	12.3	31.1	18.9	37.7
8th	21866	2730	11.3	30.5	19.5	38.8
9th	18263	1989	11.6	31.6	20.2	36.6
10th	23098	2385	10.4	30.7	20.6	38.3
11th	15886	1473	10.9	29.8	21.2	38.0
12th	15049	1317	10.5	30.4	22.1	37.1
JrHs	51147	7472	11.6	30.4	18.7	39.4
SrHS	72296	7164	10.8	30.7	21.0	37.5
Total	123443	14636	11.1	30.5	20.0	38.3

4.2. Student Characteristics

4.10 - Do you make good grades?

<i>Grade Level</i>	<i>N of Valid</i>	<i>N of Miss</i>	<i>Never</i>	<i>Seldom</i>	<i>Sometimes</i>	<i>Often</i>	<i>A Lot</i>
6th	14899	74	1.5	2.3	26.8	31.9	37.5
7th	18969	81	0.9	3.2	28.2	33.0	34.8
8th	24532	64	1.3	3.5	28.2	34.0	33.0
9th	20200	52	1.3	3.9	28.3	35.0	31.5
10th	25414	69	1.2	3.6	28.6	36.4	30.1
11th	17305	54	1.1	3.2	27.6	36.8	31.2
12th	16311	55	1.2	2.7	25.2	36.8	34.1
JrHs	58400	219	1.2	3.1	27.9	33.2	34.7
SrHS	79230	230	1.2	3.4	27.6	36.2	31.5
Total	137630	449	1.2	3.3	27.7	34.9	32.9

4.11 - Do you get into trouble at school?

<i>Grade Level</i>	<i>N of Valid</i>	<i>N of Miss</i>	<i>Never</i>	<i>Seldom</i>	<i>Sometimes</i>	<i>Often</i>	<i>A Lot</i>
6th	14857	116	31.6	38.0	22.1	4.5	3.8
7th	18907	143	29.2	39.2	22.5	5.7	3.5
8th	24457	139	28.2	41.0	21.7	5.5	3.6
9th	20149	103	33.7	40.9	18.4	4.4	2.6
10th	25364	119	40.3	40.2	14.4	3.1	2.0
11th	17260	99	45.8	37.7	12.3	2.5	1.7
12th	16288	78	52.0	34.8	9.7	1.8	1.7
JrHs	58221	398	29.4	39.7	22.1	5.3	3.6
SrHS	79061	399	42.2	38.7	14.0	3.0	2.0
Total	137282	797	36.8	39.1	17.4	4.0	2.7

4.12 - Do you take part in school activities such as sports teams, band, clubs, etc?

<i>Grade Level</i>	<i>N of Valid</i>	<i>N of Miss</i>	<i>Never</i>	<i>Seldom</i>	<i>Sometimes</i>	<i>Often</i>	<i>A Lot</i>
6th	14824	149	18.0	8.0	17.6	18.5	37.9
7th	18899	151	16.0	9.3	18.4	19.4	37.0
8th	24439	157	17.1	11.1	17.5	18.6	35.8
9th	20134	118	16.7	11.9	17.8	18.8	34.7
10th	25339	144	18.1	11.4	17.6	19.0	33.9
11th	17265	94	17.4	11.6	17.4	19.3	34.3
12th	16285	81	16.9	12.5	18.9	19.6	32.1
JrHs	58162	457	17.0	9.7	17.8	18.8	36.7
SrHS	79023	437	17.3	11.8	17.9	19.1	33.8
Total	137185	894	17.2	10.9	17.9	19.0	35.0

4.13 - Do you take part in community activities such as scouts, rec teams, youth clubs, etc?

<i>Grade Level</i>	<i>N of Valid</i>	<i>N of Miss</i>	<i>Never</i>	<i>Seldom</i>	<i>Sometimes</i>	<i>Often</i>	<i>A Lot</i>
6th	14617	356	32.8	13.5	17.0	14.1	22.6
7th	18672	378	33.4	17.3	18.5	13.5	17.3
8th	24196	400	33.6	19.5	18.6	13.5	14.9
9th	19977	275	33.0	20.9	20.5	12.9	12.7
10th	25186	297	33.0	21.3	20.4	13.4	11.9
11th	17177	182	31.5	21.1	21.2	14.1	12.1
12th	16209	157	30.8	21.8	21.9	13.5	12.0
JrHs	57485	1134	33.3	17.2	18.1	13.6	17.7
SrHS	78549	911	32.2	21.3	20.9	13.4	12.2
Total	136034	2045	32.7	19.6	19.7	13.5	14.5

4.14 - Do you attend church, synagogue, etc?

<i>Grade Level</i>	<i>N of Valid</i>	<i>N of Miss</i>	<i>Never</i>	<i>Seldom</i>	<i>Sometimes</i>	<i>Often</i>	<i>A Lot</i>
6th	14664	309	13.7	11.1	19.2	17.0	38.9
7th	18760	290	14.1	13.8	18.9	16.9	36.3
8th	24254	342	15.4	14.9	18.5	16.9	34.3
9th	19782	470	16.3	15.9	18.6	16.4	32.8
10th	22786	2697	19.3	17.5	18.3	15.1	29.8
11th	14990	2369	19.1	17.8	18.6	15.1	29.4
12th	14208	2158	21.8	19.8	19.0	14.1	25.3
JrHs	57678	941	14.5	13.6	18.8	16.9	36.1
SrHS	71766	7694	18.9	17.6	18.6	15.3	29.7
Total	129444	8635	17.0	15.8	18.7	16.0	32.5

4.15 - Do you drink alcohol at home?

<i>Grade Level</i>	<i>N of Valid</i>	<i>N of Miss</i>	<i>Never</i>	<i>Seldom</i>	<i>Sometimes</i>	<i>Often</i>	<i>A Lot</i>
6th	14656	317	90.5	6.3	1.8	0.5	0.9
7th	18848	202	84.6	9.5	3.8	1.1	1.0
8th	24380	216	73.8	14.2	7.7	2.4	1.9
9th	20092	160	67.6	16.1	10.6	3.3	2.4
10th	25252	231	63.7	17.8	12.5	3.5	2.5
11th	17191	168	62.2	18.0	13.0	3.7	3.0
12th	16231	135	58.5	19.0	15.0	4.0	3.4
JrHs	57884	735	81.5	10.7	4.9	1.5	1.4
SrHS	78766	694	63.3	17.6	12.7	3.6	2.8
Total	136650	1429	71.0	14.7	9.4	2.7	2.2

4.16 - Do you use drugs at home?

<i>Grade Level</i>	<i>N of Valid</i>	<i>N of Miss</i>	<i>Never</i>	<i>Seldom</i>	<i>Sometimes</i>	<i>Often</i>	<i>A Lot</i>
6th	14667	306	96.7	1.2	0.8	0.3	0.9
7th	18869	181	94.0	2.6	1.7	0.7	0.9
8th	24366	230	89.0	4.4	3.2	1.5	1.8
9th	20079	173	85.6	5.4	4.3	2.1	2.5
10th	25273	210	83.6	6.1	5.1	2.4	2.8
11th	17203	156	83.0	6.1	4.9	2.6	3.3
12th	16238	128	82.3	6.8	5.3	2.4	3.2
JrHs	57902	717	92.6	3.0	2.1	0.9	1.3
SrHS	78793	667	83.7	6.1	4.9	2.4	3.0
Total	136695	1384	87.5	4.8	3.7	1.8	2.3

4.17 - Have you threatened to harm a teacher?

<i>Grade Level</i>	<i>N of Valid</i>	<i>N of Miss</i>	<i>Never</i>	<i>Seldom</i>	<i>Sometimes</i>	<i>Often</i>	<i>A Lot</i>
6th	14793	180	96.0	1.8	0.9	0.3	0.9
7th	18875	175	94.2	3.3	1.3	0.5	0.6
8th	24358	238	92.5	4.3	1.6	0.6	1.0
9th	20072	180	91.5	4.7	1.9	0.7	1.2
10th	25224	259	92.1	4.4	1.7	0.7	1.1
11th	17186	173	91.6	4.6	1.9	0.7	1.3
12th	16220	146	92.6	3.7	1.7	0.5	1.4
JrHs	58026	593	94.0	3.3	1.3	0.5	0.9
SrHS	78702	758	92.0	4.4	1.8	0.6	1.2
Total	136728	1351	92.8	3.9	1.6	0.6	1.1

4.18 - Have you threatened to harm one or both of your parents, guardian, etc?

<i>Grade Level</i>	<i>N of Valid</i>	<i>N of Miss</i>	<i>Never</i>	<i>Seldom</i>	<i>Sometimes</i>	<i>Often</i>	<i>A Lot</i>
6th	14732	241	94.1	3.2	1.2	0.4	1.1
7th	18778	272	92.6	4.4	1.7	0.6	0.8
8th	24292	304	89.6	6.1	2.4	0.8	1.1
9th	19787	465	88.6	6.6	2.7	1.0	1.1
10th	22778	2705	88.3	6.9	2.9	0.9	1.0
11th	14975	2384	88.9	6.6	2.6	0.7	1.2
12th	14199	2167	90.4	5.7	2.2	0.5	1.2
JrHs	57802	817	91.7	4.8	1.9	0.7	1.0
SrHS	71739	7721	88.9	6.5	2.6	0.8	1.1
Total	129541	8538	90.2	5.7	2.3	0.8	1.0

4.19 - Do your parents talk with you about the problems of alcohol/drugs?

<i>Grade Level</i>	<i>N of Valid</i>	<i>N of Miss</i>	<i>Never</i>	<i>Seldom</i>	<i>Sometimes</i>	<i>Often</i>	<i>A Lot</i>
6th	14690	283	12.2	14.8	28.2	19.8	25.0
7th	18762	288	14.8	16.6	29.1	19.1	20.4
8th	24256	340	17.2	20.0	30.4	17.3	15.1
9th	19774	478	18.5	22.3	30.2	16.0	13.0
10th	22759	2724	19.9	24.5	31.1	14.7	9.8
11th	14981	2378	20.8	24.7	31.8	13.8	9.1
12th	14204	2162	22.8	25.3	31.7	12.8	7.3
JrHs	57708	911	15.1	17.6	29.4	18.5	19.4
SrHS	71718	7742	20.3	24.1	31.1	14.5	10.0
Total	129426	8653	18.0	21.2	30.4	16.3	14.2

4.20 - I talk with my parents about my problems?

<i>Grade Level</i>	<i>N of Valid</i>	<i>N of Miss</i>	<i>Never</i>	<i>Seldom</i>	<i>Sometimes</i>	<i>Often</i>	<i>A Lot</i>
6th	14644	329	11.9	14.6	28.1	22.0	23.3
7th	18824	226	16.2	18.9	28.3	19.3	17.3
8th	24315	281	19.4	23.0	28.7	15.8	13.1
9th	19821	431	20.4	24.8	28.4	15.0	11.4
10th	22805	2678	20.0	25.7	28.8	15.1	10.4
11th	15000	2359	18.8	25.2	29.7	15.4	10.9
12th	14220	2146	18.2	24.9	29.9	16.3	10.6
JrHs	57783	836	16.4	19.5	28.4	18.6	17.1
SrHS	71846	7614	19.5	25.2	29.1	15.4	10.8
Total	129629	8450	18.1	22.7	28.8	16.8	13.6

4.21 - Do your friends talk with you about the problems of alcohol/drugs?

<i>Grade Level</i>	<i>N of Valid</i>	<i>N of Miss</i>	<i>Never</i>	<i>Seldom</i>	<i>Sometimes</i>	<i>Often</i>	<i>A Lot</i>
6th	14793	180	46.8	24.6	18.6	5.9	4.1
7th	18855	195	43.7	25.6	20.0	6.4	4.3
8th	24342	254	38.8	27.2	21.3	7.5	5.2
9th	20075	177	34.2	26.9	24.1	9.0	5.8
10th	25235	248	30.1	27.6	26.2	9.8	6.2
11th	17184	175	27.2	27.3	29.0	10.4	6.1
12th	16238	128	26.9	27.6	29.6	10.1	5.8
JrHs	57990	629	42.4	26.0	20.2	6.7	4.6
SrHS	78732	728	29.8	27.3	27.0	9.8	6.0
Total	136722	1357	35.2	26.8	24.1	8.5	5.4

4.22 - Do your parents set clear rules for you?

<i>Grade Level</i>	<i>N of Valid</i>	<i>N of Miss</i>	<i>Never</i>	<i>Seldom</i>	<i>Sometimes</i>	<i>Often</i>	<i>A Lot</i>
6th	14731	242	3.8	5.6	14.7	24.1	51.8
7th	18762	288	3.8	7.1	16.7	27.1	45.2
8th	24237	359	4.3	8.5	19.2	30.0	38.0
9th	19777	475	4.3	9.8	19.6	31.2	35.2
10th	22717	2766	4.4	10.1	21.7	32.6	31.3
11th	14940	2419	4.8	10.3	22.3	32.8	29.7
12th	14167	2199	6.9	12.4	24.3	31.7	24.7
JrHs	57730	889	4.0	7.3	17.3	27.6	43.9
SrHS	71601	7859	5.0	10.5	21.7	32.1	30.7
Total	129331	8748	4.5	9.1	19.7	30.1	36.6

4.23 - Do your parents punish you when you break the rules?

<i>Grade Level</i>	<i>N of Valid</i>	<i>N of Miss</i>	<i>Never</i>	<i>Seldom</i>	<i>Sometimes</i>	<i>Often</i>	<i>A Lot</i>
6th	14715	258	6.9	10.0	24.4	25.7	32.9
7th	18733	317	6.8	11.2	23.7	27.0	31.4
8th	24204	392	6.9	12.8	24.9	26.9	28.5
9th	19718	534	7.0	13.6	25.7	27.4	26.3
10th	22685	2798	7.3	14.7	27.1	27.7	23.2
11th	14896	2463	8.8	15.7	28.8	27.1	19.6
12th	14146	2220	12.0	18.4	28.1	25.4	16.0
JrHs	57652	967	6.9	11.6	24.4	26.6	30.6
SrHS	71445	8015	8.5	15.3	27.3	27.0	21.9
Total	129097	8982	7.7	13.7	26.0	26.9	25.8

4.24 - Have you been in trouble with the police?

<i>Grade Level</i>	<i>N of Valid</i>	<i>N of Miss</i>	<i>Never</i>	<i>Seldom</i>	<i>Sometimes</i>	<i>Often</i>	<i>A Lot</i>
6th	14715	258	86.5	7.7	2.7	1.3	1.8
7th	18719	331	80.8	10.9	4.7	1.7	1.9
8th	24175	421	75.7	13.3	6.1	2.2	2.7
9th	19943	309	73.7	14.5	6.5	2.7	2.6
10th	25044	439	73.5	15.5	6.6	2.1	2.3
11th	17065	294	72.5	16.6	6.7	2.0	2.1
12th	16142	224	71.9	17.4	6.9	1.7	2.1
JrHs	57609	1010	80.1	11.1	4.8	1.8	2.2
SrHS	78194	1266	73.0	15.9	6.7	2.1	2.3
Total	135803	2276	76.0	13.9	5.9	2.0	2.3

4.25 - Do you take part in gang activities?

<i>Grade Level</i>	<i>N of Valid</i>	<i>N of Miss</i>	<i>Never</i>	<i>Seldom</i>	<i>Sometimes</i>	<i>Often</i>	<i>A Lot</i>
6th	14694	279	92.7	3.0	1.8	0.9	1.7
7th	18704	346	90.4	4.6	2.3	1.0	1.6
8th	24114	482	88.1	5.6	2.8	1.4	2.2
9th	19932	320	88.8	4.9	2.8	1.3	2.1
10th	25052	431	89.9	4.6	2.4	1.1	2.1
11th	17097	262	90.4	4.1	2.5	0.9	2.1
12th	16141	225	91.8	3.4	1.9	0.8	2.2
JrHs	57512	1107	90.0	4.6	2.4	1.1	1.9
SrHS	78222	1238	90.1	4.3	2.4	1.0	2.1
Total	135734	2345	90.1	4.4	2.4	1.1	2.0

4.26 - Have you thought about committing suicide?

<i>Grade Level</i>	<i>N of Valid</i>	<i>N of Miss</i>	<i>Never</i>	<i>Seldom</i>	<i>Sometimes</i>	<i>Often</i>	<i>A Lot</i>
6th	14473	500	81.7	9.4	4.7	1.6	2.5
7th	18562	488	77.0	11.4	6.4	2.2	3.0
8th	23968	628	70.4	14.4	7.9	3.3	3.9
9th	19765	487	67.5	15.8	9.1	3.8	3.8
10th	24839	644	65.7	17.0	10.2	3.6	3.5
11th	16950	409	65.0	18.0	10.0	3.6	3.4
12th	16002	364	66.4	18.2	9.8	2.7	2.8
JrHs	57003	1616	75.4	12.1	6.6	2.5	3.3
SrHS	77556	1904	66.2	17.2	9.8	3.5	3.4
Total	134559	3520	70.1	15.0	8.4	3.1	3.4

4.27 - Do your teachers talk with you about the problems of alcohol/drugs?

<i>Grade Level</i>	<i>N of Valid</i>	<i>N of Miss</i>	<i>Never</i>	<i>Seldom</i>	<i>Sometimes</i>	<i>Often</i>	<i>A Lot</i>
6th	14729	244	10.7	11.9	25.4	21.8	30.2
7th	18803	247	12.4	16.0	26.7	20.5	24.5
8th	24242	354	15.3	20.5	29.2	18.6	16.4
9th	20002	250	18.1	23.4	30.4	16.0	12.1
10th	25125	358	21.4	28.0	30.7	12.2	7.7
11th	17132	227	22.3	29.5	30.6	11.2	6.4
12th	16207	159	23.4	31.4	30.4	9.8	5.0
JrHs	57774	845	13.2	16.9	27.4	20.0	22.5
SrHS	78466	994	21.2	27.9	30.5	12.4	8.0
Total	136240	1839	17.8	23.2	29.2	15.7	14.2

4.28 - While NOT AT SCHOOL have you stolen something worth \$5.00 or more?

<i>Grade Level</i>	<i>N of Valid</i>	<i>N of Miss</i>	<i>Never</i>	<i>Seldom</i>	<i>Sometimes</i>	<i>Often</i>	<i>A Lot</i>
6th	14555	418	88.2	6.5	2.6	0.8	1.9
7th	18790	260	80.8	10.2	4.6	1.8	2.6
8th	24224	372	72.9	13.0	6.9	2.9	4.4
9th	19995	257	69.2	14.4	8.4	3.2	4.8
10th	25111	372	65.8	16.4	9.6	3.5	4.7
11th	17143	216	66.1	17.1	9.3	3.4	4.2
12th	16204	162	65.0	18.9	9.3	2.8	4.0
JrHs	57569	1050	79.3	10.4	5.0	2.0	3.2
SrHS	78453	1007	66.6	16.6	9.2	3.3	4.5
Total	136022	2057	72.0	14.0	7.4	2.7	3.9

4.29 - While NOT AT SCHOOL have you carried a gun for protection or as a weapon?

<i>Grade Level</i>	<i>N of Valid</i>	<i>N of Miss</i>	<i>Never</i>	<i>Seldom</i>	<i>Sometimes</i>	<i>Often</i>	<i>A Lot</i>
6th	14499	474	93.7	2.4	1.4	0.9	1.6
7th	18706	344	91.3	3.4	2.2	1.3	1.9
8th	24115	481	88.4	4.1	3.1	1.7	2.7
9th	19936	316	88.2	3.8	3.4	1.7	2.9
10th	25037	446	89.4	3.7	2.9	1.4	2.6
11th	17100	259	88.4	4.0	3.0	1.7	2.9
12th	16164	202	89.6	3.5	2.9	1.3	2.7
JrHs	57320	1299	90.7	3.4	2.4	1.4	2.2
SrHS	78237	1223	88.9	3.7	3.1	1.5	2.8
Total	135557	2522	89.7	3.6	2.8	1.5	2.5

4.3. Harmful To Health

4.30 - Do you feel that using cigarettes is harmful to your health?

<i>Grade Level</i>	<i>N of Valid</i>	<i>N of Miss</i>	<i>No Harm</i>	<i>Some Harm</i>	<i>Harmful</i>	<i>Very Harmful</i>
6th	14796	177	3.4	9.7	34.8	52.1
7th	18826	224	3.7	14.0	36.5	45.9
8th	24316	280	4.3	17.9	35.4	42.5
9th	20014	238	4.3	20.0	35.9	39.9
10th	25188	295	4.0	18.7	36.6	40.6
11th	17143	216	4.3	18.2	36.0	41.5
12th	16194	172	4.0	17.2	37.3	41.5
JrHs	57938	681	3.9	14.5	35.6	46.0
SrHS	78539	921	4.1	18.6	36.4	40.8
Total	136477	1602	4.0	16.9	36.1	43.0

4.31 - Do you feel that using smokeless tobacco is harmful to your health?

<i>Grade Level</i>	<i>N of Valid</i>	<i>N of Miss</i>	<i>No Harm</i>	<i>Some Harm</i>	<i>Harmful</i>	<i>Very Harmful</i>
6th	14566	407	4.0	11.2	30.7	54.1
7th	18766	284	4.2	14.0	34.1	47.8
8th	24205	391	4.7	16.5	35.5	43.2
9th	19946	306	4.6	19.0	37.0	39.5
10th	25128	355	4.5	18.2	37.4	39.9
11th	17107	252	4.6	18.2	37.2	39.9
12th	16152	214	4.2	18.1	38.7	39.0
JrHs	57537	1082	4.4	14.3	33.8	47.5
SrHS	78333	1127	4.5	18.4	37.5	39.6
Total	135870	2209	4.5	16.7	36.0	42.9

4.32 - Do you feel that using cigars is harmful to your health?

<i>Grade Level</i>	<i>N of Valid</i>	<i>N of Miss</i>	<i>No Harm</i>	<i>Some Harm</i>	<i>Harmful</i>	<i>Very Harmful</i>
6th	14551	422	4.3	14.5	34.4	46.9
7th	18728	322	5.0	17.9	34.9	42.2
8th	24161	435	6.1	21.5	34.3	38.1
9th	19904	348	6.5	24.1	34.7	34.8
10th	25095	388	6.5	25.0	34.7	33.8
11th	17059	300	6.8	25.5	33.7	34.0
12th	16155	211	6.4	26.9	34.6	32.1
JrHs	57440	1179	5.3	18.5	34.5	41.7
SrHS	78213	1247	6.5	25.3	34.5	33.7
Total	135653	2426	6.0	22.4	34.5	37.1

4.33 - Do you feel that using beer is harmful to your health?

<i>Grade Level</i>	<i>N of Valid</i>	<i>N of Miss</i>	<i>No Harm</i>	<i>Some Harm</i>	<i>Harmful</i>	<i>Very Harmful</i>
6th	14727	246	6.6	26.5	29.8	37.1
7th	18742	308	7.7	28.9	29.9	33.4
8th	24185	411	9.9	32.8	28.6	28.6
9th	19940	312	10.8	36.0	28.1	25.2
10th	25082	401	11.4	37.9	27.7	23.1
11th	17084	275	11.9	38.6	27.2	22.3
12th	16150	216	12.1	40.7	26.3	20.8
JrHs	57654	965	8.4	29.9	29.4	32.4
SrHS	78256	1204	11.5	38.1	27.4	23.0
Total	135910	2169	10.2	34.7	28.2	27.0

4.34 - Do you feel that using wine coolers is harmful to your health?

<i>Grade Level</i>	<i>N of Valid</i>	<i>N of Miss</i>	<i>No Harm</i>	<i>Some Harm</i>	<i>Harmful</i>	<i>Very Harmful</i>
6th	14626	347	14.0	33.4	25.9	26.6
7th	18684	366	17.6	35.7	23.8	23.0
8th	24134	462	21.5	38.9	20.8	18.8
9th	19887	365	24.4	40.3	18.8	16.5
10th	25074	409	23.7	41.4	19.1	15.9
11th	17058	301	23.6	42.1	18.7	15.7
12th	16138	228	22.5	44.0	18.4	15.0
JrHs	57444	1175	18.3	36.4	23.1	22.2
SrHS	78157	1303	23.6	41.8	18.8	15.8
Total	135601	2478	21.4	39.5	20.6	18.5

4.35 - Do you feel that using liquor is harmful to your health?

<i>Grade Level</i>	<i>N of Valid</i>	<i>N of Miss</i>	<i>No Harm</i>	<i>Some Harm</i>	<i>Harmful</i>	<i>Very Harmful</i>
6th	14643	330	4.4	15.6	32.0	47.9
7th	18701	349	5.3	17.6	33.1	44.0
8th	24125	471	7.0	22.4	33.0	37.6
9th	19920	332	8.1	24.6	33.4	33.9
10th	25019	464	8.5	27.4	32.9	31.3
11th	17053	306	8.7	29.2	32.0	30.1
12th	16142	224	9.3	31.2	31.6	27.8
JrHs	57469	1150	5.8	19.1	32.8	42.3
SrHS	78134	1326	8.6	27.9	32.5	31.0
Total	135603	2476	7.4	24.1	32.7	35.8

4.36 - Do you feel that using marijuana is harmful to your health?

<i>Grade Level</i>	<i>N of Valid</i>	<i>N of Miss</i>	<i>No Harm</i>	<i>Some Harm</i>	<i>Harmful</i>	<i>Very Harmful</i>
6th	14693	280	3.7	2.9	8.6	84.9
7th	18733	317	4.9	5.3	11.1	78.7
8th	24197	399	7.2	9.0	15.5	68.3
9th	19900	352	9.9	13.1	18.9	58.1
10th	25068	415	11.1	16.2	21.8	50.9
11th	17065	294	12.1	18.3	22.8	46.9
12th	16145	221	12.0	20.8	24.8	42.4
JrHs	57623	996	5.5	6.2	12.3	75.9
SrHS	78178	1282	11.2	16.8	21.9	50.1
Total	135801	2278	8.8	12.3	17.8	61.1

4.37 - Do you feel that using cocaine is harmful to your health?

<i>Grade Level</i>	<i>N of Valid</i>	<i>N of Miss</i>	<i>No Harm</i>	<i>Some Harm</i>	<i>Harmful</i>	<i>Very Harmful</i>
6th	14708	265	2.7	1.1	6.0	90.1
7th	18740	310	2.5	1.7	6.7	89.2
8th	24194	402	2.7	2.1	8.9	86.4
9th	19953	299	2.6	2.6	9.6	85.2
10th	25097	386	2.8	2.4	9.7	85.1
11th	17094	265	2.9	2.4	9.7	85.0
12th	16162	204	3.0	2.3	9.4	85.4
JrHs	57642	977	2.6	1.7	7.4	88.3
SrHS	78306	1154	2.8	2.4	9.6	85.2
Total	135948	2131	2.7	2.1	8.7	86.5

4.38 - Do you feel that using uppers is harmful to your health?

<i>Grade Level</i>	<i>N of Valid</i>	<i>N of Miss</i>	<i>No Harm</i>	<i>Some Harm</i>	<i>Harmful</i>	<i>Very Harmful</i>
6th	14165	808	4.4	6.2	20.1	69.3
7th	18518	532	3.9	6.7	19.4	70.0
8th	24064	532	4.0	7.2	20.1	68.7
9th	19870	382	3.7	8.2	20.9	67.2
10th	25055	428	3.9	7.9	21.0	67.2
11th	17049	310	3.8	7.9	20.1	68.2
12th	16132	234	3.6	7.5	21.2	67.8
JrHs	56747	1872	4.0	6.8	19.9	69.3
SrHS	78106	1354	3.8	7.9	20.8	67.6
Total	134853	3226	3.9	7.4	20.4	68.3

4.39 - Do you feel that using downers is harmful to your health?

<i>Grade Level</i>	<i>N of Valid</i>	<i>N of Miss</i>	<i>No Harm</i>	<i>Some Harm</i>	<i>Harmful</i>	<i>Very Harmful</i>
6th	14147	826	4.4	8.3	22.3	64.9
7th	18500	548	4.0	8.4	22.0	65.6
8th	24043	553	4.0	8.2	21.7	66.1
9th	19861	391	3.7	9.0	22.0	65.3
10th	25041	442	3.7	8.3	21.8	66.2
11th	17059	300	3.7	8.1	20.9	67.3
12th	16125	241	3.5	7.6	21.6	67.2
JrHs	56690	1927	4.1	8.3	22.0	65.7
SrHS	78086	1374	3.7	8.3	21.6	66.4
Total	134776	3301	3.8	8.3	21.8	66.1

4.40 - Do you feel that using inhalants is harmful to your health?

<i>Grade Level</i>	<i>N of Valid</i>	<i>N of Miss</i>	<i>No Harm</i>	<i>Some Harm</i>	<i>Harmful</i>	<i>Very Harmful</i>
6th	14510	463	4.9	11.1	22.9	61.1
7th	18655	394	4.6	11.4	21.5	62.5
8th	24125	471	4.4	10.3	21.5	63.8
9th	19879	373	4.1	9.7	21.0	65.2
10th	25065	418	3.7	8.1	20.1	68.1
11th	17041	318	3.6	7.6	19.2	69.7
12th	16126	240	3.3	6.3	18.7	71.8
JrHs	57290	1328	4.6	10.9	21.8	62.7
SrHS	78111	1349	3.7	8.0	19.8	68.5
Total	135401	2677	4.1	9.2	20.7	66.0

4.41 - Do you feel that using hallucinogens is harmful to your health?

<i>Grade Level</i>	<i>N of Valid</i>	<i>N of Miss</i>	<i>No Harm</i>	<i>Some Harm</i>	<i>Harmful</i>	<i>Very Harmful</i>
6th	13970	1003	3.7	4.0	15.0	77.4
7th	18381	669	3.2	4.2	14.7	77.9
8th	23987	609	3.3	4.0	14.2	78.5
9th	19823	429	3.3	4.4	14.1	78.2
10th	25027	456	3.6	4.5	13.4	78.5
11th	17043	316	3.8	4.3	12.3	79.6
12th	16128	238	3.7	4.6	13.0	78.7
JrHs	56338	2281	3.4	4.0	14.6	78.0
SrHS	78021	1439	3.6	4.4	13.3	78.7
Total	134359	3720	3.5	4.3	13.8	78.4

4.42 - Do you feel that using heroin is harmful to your health?

<i>Grade Level</i>	<i>N of Valid</i>	<i>N of Miss</i>	<i>No Harm</i>	<i>Some Harm</i>	<i>Harmful</i>	<i>Very Harmful</i>
6th	14403	570	3.1	2.4	10.8	83.8
7th	18596	453	2.6	2.5	9.4	85.6
8th	24109	487	2.6	2.3	9.2	85.9
9th	19890	362	2.5	2.1	8.9	86.4
10th	25051	432	2.6	1.9	8.3	87.2
11th	17046	313	2.7	1.7	7.7	87.9
12th	16136	230	2.8	1.5	7.4	88.2
JrHs	57108	1510	2.7	2.4	9.7	85.3
SrHS	78123	1337	2.6	1.9	8.1	87.4
Total	135231	2847	2.7	2.1	8.8	86.5

4.43 - Do you feel that using steroids is harmful to your health?

<i>Grade Level</i>	<i>N of Valid</i>	<i>N of Miss</i>	<i>No Harm</i>	<i>Some Harm</i>	<i>Harmful</i>	<i>Very Harmful</i>
6th	14323	650	4.4	9.7	24.1	61.9
7th	18620	430	4.2	10.4	25.4	60.1
8th	24071	525	3.8	10.6	27.3	58.3
9th	19853	399	3.4	10.0	26.5	60.0
10th	25000	483	3.3	9.4	26.4	60.9
11th	17042	317	3.2	8.1	24.7	64.0
12th	16122	244	3.3	7.6	23.8	65.3
JrHs	57014	1605	4.1	10.3	25.9	59.8
SrHS	78017	1443	3.3	8.9	25.5	62.2
Total	135031	3048	3.6	9.5	25.7	61.2

4.4. Within The Past Year How Often Have You Used

4.44 - Within the past year how often have you smoked cigarettes?

<i>Grade Level</i>	<i>N of Valid</i>	<i>N of Miss</i>	<i>Did Not Use</i>	<i>1/yr</i>	<i>6/yr</i>	<i>1/mo</i>	<i>2/mo</i>	<i>1/wk</i>	<i>3/wk</i>	<i>Every Day</i>
6th	14743	230	86.6	6.4	1.6	0.8	0.7	0.8	1.3	1.8
7th	18784	266	75.4	9.7	3.5	1.5	1.4	2.0	2.6	3.8
8th	24245	351	64.7	10.9	5.2	2.5	2.5	2.8	4.0	7.4
9th	19978	274	57.2	11.0	5.9	2.6	2.9	3.5	5.0	11.9
10th	25124	359	54.5	10.1	5.8	2.7	2.9	3.3	4.9	15.8
11th	17132	227	52.2	9.1	5.7	2.6	2.9	3.1	5.2	19.2
12th	16203	163	48.6	8.1	5.8	2.5	3.0	3.0	5.7	23.3
JrHs	57772	847	73.8	9.3	3.7	1.7	1.7	2.1	2.9	4.8
SrHS	78437	1023	53.5	9.7	5.8	2.6	2.9	3.2	5.2	17.1
Total	136209	1870	62.1	9.5	4.9	2.2	2.4	2.7	4.2	11.9

4.45 - Within the past year how often have you used smokeless tobacco?

<i>Grade Level</i>	<i>N of Valid</i>	<i>N of Miss</i>	<i>Did Not Use</i>	<i>1/yr</i>	<i>6/yr</i>	<i>1/mo</i>	<i>2/mo</i>	<i>1/wk</i>	<i>3/wk</i>	<i>Every Day</i>
6th	14552	421	96.6	1.3	0.3	0.2	0.2	0.2	0.3	0.9
7th	18705	345	94.2	2.6	0.6	0.4	0.4	0.5	0.5	0.8
8th	24145	451	91.5	3.2	1.1	0.7	0.6	0.7	0.8	1.4
9th	19889	363	88.7	4.0	1.5	1.0	0.8	0.9	1.0	2.1
10th	25022	461	87.4	4.3	1.8	1.1	0.9	1.0	1.0	2.5
11th	17084	275	86.4	4.5	1.9	0.9	1.0	1.0	1.3	3.0
12th	16162	204	85.1	4.2	2.0	1.4	1.1	1.0	1.4	3.8
JrHs	57402	1217	93.7	2.5	0.7	0.5	0.4	0.5	0.6	1.1
SrHS	78157	1303	87.0	4.2	1.8	1.1	0.9	1.0	1.2	2.8
Total	135559	2520	89.9	3.5	1.3	0.8	0.7	0.8	0.9	2.1

4.46 - Within the past year how often have you smoked cigars?

<i>Grade Level</i>	<i>N of Valid</i>	<i>N of Miss</i>	<i>Did Not Use</i>	<i>1/yr</i>	<i>6/yr</i>	<i>1/mo</i>	<i>2/mo</i>	<i>1/wk</i>	<i>3/wk</i>	<i>Every Day</i>
6th	14481	492	94.5	3.0	0.5	0.3	0.2	0.2	0.3	0.9
7th	18633	417	89.4	5.5	1.3	0.8	0.8	0.8	0.6	0.7
8th	24013	583	82.4	7.9	2.7	1.8	1.6	1.4	1.0	1.2
9th	19831	421	76.0	9.3	4.2	2.7	2.4	2.3	1.5	1.6
10th	24894	589	72.1	10.5	5.7	3.4	3.0	2.4	1.6	1.4
11th	17029	330	68.5	11.5	6.7	3.9	3.5	2.5	1.6	1.8
12th	16130	236	64.6	12.1	8.6	4.7	3.9	2.6	1.6	2.0
JrHs	57127	1492	87.8	5.9	1.7	1.1	1.0	0.9	0.7	1.0
SrHS	77884	1576	70.8	10.7	6.1	3.6	3.1	2.4	1.6	1.7
Total	135011	3068	78.0	8.7	4.2	2.6	2.2	1.8	1.2	1.4

4.47 - Within the past year how often have you drunk beer?

<i>Grade Level</i>	<i>N of Valid</i>	<i>N of Miss</i>	<i>Did Not Use</i>	<i>1/yr</i>	<i>6/yr</i>	<i>1/mo</i>	<i>2/mo</i>	<i>1/wk</i>	<i>3/wk</i>	<i>Every Day</i>
6th	14607	366	82.3	11.3	2.4	1.0	0.7	0.8	0.5	1.0
7th	18627	423	73.4	14.2	4.3	2.1	2.0	1.6	1.3	1.0
8th	24015	581	60.8	16.1	7.6	4.0	4.1	3.7	2.2	1.6
9th	19809	443	51.7	15.7	9.0	5.4	6.0	6.5	3.6	2.0
10th	24949	534	45.0	14.4	10.7	6.8	8.2	8.6	4.2	2.1
11th	17050	309	41.1	12.8	11.3	7.0	9.1	11.0	5.3	2.4
12th	16130	236	36.8	11.9	11.3	7.7	10.1	12.3	6.7	3.1
JrHs	57249	1370	70.4	14.3	5.2	2.6	2.5	2.3	1.5	1.3
SrHS	77938	1522	44.1	13.9	10.5	6.7	8.2	9.4	4.8	2.3
Total	135187	2892	55.3	14.0	8.2	5.0	5.8	6.4	3.4	1.9

4.48 - Within the past year how often have you drunk wine coolers?

<i>Grade Level</i>	<i>N of Valid</i>	<i>N of Miss</i>	<i>Did Not Use</i>	<i>1/yr</i>	<i>6/yr</i>	<i>1/mo</i>	<i>2/mo</i>	<i>1/wk</i>	<i>3/wk</i>	<i>Every Day</i>
6th	14595	378	80.8	12.6	2.5	1.2	0.7	0.7	0.5	1.0
7th	18615	435	71.0	16.4	4.6	2.1	1.9	1.5	1.3	1.2
8th	23970	626	59.9	18.5	7.6	4.0	3.6	2.9	1.9	1.6
9th	19849	403	51.8	18.5	9.8	5.6	5.7	4.4	2.6	1.7
10th	24923	560	48.6	18.1	11.0	6.9	6.5	5.0	2.2	1.6
11th	17037	322	46.0	17.4	12.1	7.1	7.7	6.0	2.2	1.7
12th	16117	249	44.9	16.6	13.0	8.1	7.9	5.5	2.0	1.9
JrHs	57180	1439	68.8	16.3	5.3	2.7	2.3	1.9	1.4	1.3
SrHS	77926	1534	48.0	17.8	11.3	6.9	6.9	5.2	2.3	1.7
Total	135106	2973	56.8	17.2	8.8	5.1	4.9	3.8	1.9	1.5

4.49 - Within the past year how often have you drunk liquor?

<i>Grade Level</i>	<i>N of Valid</i>	<i>N of Miss</i>	<i>Did Not Use</i>	<i>1/yr</i>	<i>6/yr</i>	<i>1/mo</i>	<i>2/mo</i>	<i>1/wk</i>	<i>3/wk</i>	<i>Every Day</i>
6th	14531	442	90.7	5.5	1.1	0.6	0.5	0.4	0.3	1.0
7th	18582	468	82.7	9.2	2.5	1.4	1.2	1.2	0.9	0.9
8th	23933	663	68.7	12.7	5.5	3.4	3.3	3.0	1.8	1.6
9th	19795	457	56.5	14.8	7.7	5.2	5.7	5.2	2.9	2.0
10th	24864	619	48.2	14.7	10.3	7.1	7.6	6.9	3.1	2.0
11th	17004	355	43.0	14.4	11.2	7.7	9.5	8.7	3.4	2.1
12th	16104	262	38.1	13.7	12.9	9.3	10.7	9.2	3.8	2.4
JrHs	57046	1573	78.9	9.7	3.4	2.0	1.9	1.8	1.1	1.2
SrHS	77767	1693	47.1	14.4	10.4	7.2	8.2	7.3	3.2	2.1
Total	134813	3266	60.5	12.4	7.4	5.0	5.5	5.0	2.3	1.7

4.50 - Within the past year how often have you smoked marijuana?

<i>Grade Level</i>	<i>N of Valid</i>	<i>N of Miss</i>	<i>Did Not Use</i>	<i>1/yr</i>	<i>6/yr</i>	<i>1/mo</i>	<i>2/mo</i>	<i>1/wk</i>	<i>3/wk</i>	<i>Every Day</i>
6th	14514	459	96.2	1.2	0.3	0.2	0.3	0.3	0.3	1.1
7th	18542	508	91.1	3.0	1.1	0.7	0.7	1.0	1.1	1.4
8th	23950	646	83.0	4.4	2.3	1.5	1.7	2.0	2.3	2.7
9th	19769	483	74.5	5.9	3.0	2.4	2.9	3.3	3.7	4.3
10th	24843	640	67.9	7.2	4.9	3.2	3.5	3.7	4.2	5.5
11th	16994	365	64.8	7.7	5.3	3.4	3.8	3.8	4.6	6.6
12th	16093	273	62.2	8.4	6.3	3.5	3.8	3.9	4.7	7.2
JrHs	57006	1613	89.0	3.1	1.4	0.9	1.0	1.3	1.4	1.9
SrHS	77699	1761	67.7	7.2	4.8	3.1	3.5	3.7	4.3	5.8
Total	134705	3374	76.7	5.5	3.4	2.2	2.4	2.6	3.1	4.1

4.51 - Within the past year how often have you used cocaine?

<i>Grade Level</i>	<i>N of Valid</i>	<i>N of Miss</i>	<i>Did Not Use</i>	<i>1/yr</i>	<i>6/yr</i>	<i>1/mo</i>	<i>2/mo</i>	<i>1/wk</i>	<i>3/wk</i>	<i>Every Day</i>
6th	14515	458	98.3	0.4	0.1	0.1	0.1	0.1	0.1	0.8
7th	18554	496	97.8	0.8	0.2	0.2	0.1	0.1	0.2	0.5
8th	23921	675	96.3	1.3	0.4	0.4	0.3	0.2	0.3	0.8
9th	19730	522	95.3	1.5	0.6	0.5	0.4	0.5	0.3	0.9
10th	24790	693	94.3	1.9	0.7	0.5	0.5	0.4	0.3	1.3
11th	16983	376	93.3	2.4	0.9	0.6	0.6	0.4	0.4	1.3
12th	16078	288	92.0	2.4	1.6	0.7	0.8	0.6	0.5	1.5
JrHs	56990	1629	97.3	0.9	0.3	0.2	0.2	0.2	0.2	0.7
SrHS	77581	1879	93.9	2.0	0.9	0.6	0.6	0.5	0.4	1.3
Total	134571	3508	95.3	1.5	0.6	0.4	0.4	0.3	0.3	1.0

4.52 - Within the past year how often have you used uppers?

<i>Grade Level</i>	<i>N of Valid</i>	<i>N of Miss</i>	<i>Did Not Use</i>	<i>1/yr</i>	<i>6/yr</i>	<i>1/mo</i>	<i>2/mo</i>	<i>1/wk</i>	<i>3/wk</i>	<i>Every Day</i>
6th	14352	621	97.8	0.5	0.2	0.2	0.2	0.1	0.1	0.9
7th	18438	612	97.0	0.9	0.4	0.2	0.2	0.2	0.3	0.7
8th	23838	758	94.7	1.7	0.7	0.5	0.5	0.4	0.4	1.1
9th	19682	570	92.7	2.1	1.3	0.8	0.8	0.6	0.5	1.1
10th	24746	737	90.8	2.6	1.5	1.1	1.0	0.8	0.6	1.5
11th	16937	422	90.1	2.7	1.7	1.3	1.0	0.8	0.7	1.6
12th	16038	328	89.1	2.7	2.3	1.4	1.1	1.0	0.6	1.7
JrHs	56628	1991	96.2	1.1	0.5	0.3	0.3	0.3	0.3	0.9
SrHS	77403	2057	90.8	2.5	1.7	1.1	1.0	0.8	0.6	1.5
Total	134031	4048	93.1	1.9	1.2	0.8	0.7	0.6	0.5	1.2

4.53 - Within the past year how often have you used downers?

<i>Grade Level</i>	<i>N of Valid</i>	<i>N of Miss</i>	<i>Did Not Use</i>	<i>1/yr</i>	<i>6/yr</i>	<i>1/mo</i>	<i>2/mo</i>	<i>1/wk</i>	<i>3/wk</i>	<i>Every Day</i>
6th	14321	652	97.9	0.5	0.2	0.1	0.2	0.1	0.1	0.8
7th	18450	600	97.5	0.8	0.4	0.2	0.2	0.2	0.2	0.5
8th	23815	781	95.8	1.3	0.5	0.4	0.4	0.4	0.3	0.9
9th	19662	590	94.2	1.5	0.9	0.8	0.6	0.5	0.4	1.1
10th	24722	761	93.0	1.8	1.1	0.9	0.8	0.7	0.5	1.2
11th	16934	425	92.8	1.8	1.1	1.0	0.9	0.6	0.4	1.3
12th	16046	320	91.7	2.0	1.8	1.1	0.9	0.8	0.4	1.4
JrHs	56586	2033	96.9	0.9	0.4	0.3	0.3	0.2	0.2	0.8
SrHS	77364	2096	93.0	1.8	1.2	0.9	0.8	0.6	0.4	1.2
Total	133950	4129	94.7	1.4	0.9	0.6	0.6	0.5	0.3	1.0

4.54 - Within the past year how often have you used inhalants?

<i>Grade Level</i>	<i>N of Valid</i>	<i>N of Miss</i>	<i>Did Not Use</i>	<i>1/yr</i>	<i>6/yr</i>	<i>1/mo</i>	<i>2/mo</i>	<i>1/wk</i>	<i>3/wk</i>	<i>Every Day</i>
6th	14436	537	94.6	2.5	0.8	0.4	0.3	0.2	0.2	1.0
7th	18469	581	93.1	3.3	1.1	0.5	0.4	0.4	0.5	0.7
8th	23879	717	92.1	3.4	1.3	0.6	0.6	0.6	0.4	1.0
9th	19701	551	92.8	2.9	1.1	0.7	0.6	0.4	0.4	1.0
10th	24731	752	93.5	2.5	1.1	0.6	0.5	0.5	0.3	1.1
11th	16909	450	93.8	2.2	1.1	0.6	0.4	0.4	0.3	1.2
12th	16051	315	94.0	2.0	1.0	0.6	0.5	0.3	0.3	1.3
JrHs	56784	1835	93.0	3.1	1.1	0.5	0.5	0.5	0.4	0.9
SrHS	77392	2068	93.5	2.4	1.1	0.6	0.5	0.4	0.3	1.1
Total	134176	3903	93.3	2.7	1.1	0.6	0.5	0.4	0.4	1.0

4.55 - Within the past year how often have you used hallucinogens?

<i>Grade Level</i>	<i>N of Valid</i>	<i>N of Miss</i>	<i>Did Not Use</i>	<i>1/yr</i>	<i>6/yr</i>	<i>1/mo</i>	<i>2/mo</i>	<i>1/wk</i>	<i>3/wk</i>	<i>Every Day</i>
6th	14288	685	98.3	0.4	0.1	0.1	0.1	0.1	0.1	0.8
7th	18419	631	98.0	0.6	0.2	0.2	0.2	0.1	0.1	0.5
8th	23781	815	95.9	1.3	0.5	0.4	0.4	0.3	0.2	0.9
9th	19658	594	94.1	1.8	0.8	0.7	0.8	0.5	0.4	0.9
10th	24687	796	91.8	2.6	1.5	0.9	1.0	0.7	0.4	1.2
11th	16904	455	90.2	3.4	2.0	1.2	1.0	0.6	0.4	1.3
12th	16031	335	88.0	4.0	2.8	1.3	1.3	0.8	0.4	1.4
JrHs	56488	2131	97.2	0.9	0.3	0.3	0.3	0.2	0.2	0.7
SrHS	77280	2180	91.2	2.9	1.7	1.0	1.0	0.6	0.4	1.2
Total	133768	4311	93.7	2.0	1.1	0.7	0.7	0.5	0.3	1.0

4.56 - Within the past year how often have you used heroin?

<i>Grade Level</i>	<i>N of Valid</i>	<i>N of Miss</i>	<i>Did Not Use</i>	<i>1/yr</i>	<i>6/yr</i>	<i>1/mo</i>	<i>2/mo</i>	<i>1/wk</i>	<i>3/wk</i>	<i>Every Day</i>
6th	14348	625	98.5	0.2	0.1	0.1	0.1	0.1	0.1	0.8
7th	18436	614	98.4	0.4	0.2	0.1	0.1	0.1	0.2	0.5
8th	23759	837	97.6	0.7	0.2	0.2	0.2	0.2	0.2	0.8
9th	19683	569	97.2	0.7	0.4	0.2	0.3	0.2	0.2	0.9
10th	24702	781	96.9	0.8	0.3	0.2	0.2	0.2	0.1	1.1
11th	16895	464	96.9	0.8	0.3	0.3	0.3	0.1	0.2	1.2
12th	16012	354	96.4	0.9	0.3	0.2	0.3	0.3	0.3	1.4
JrHs	56543	2076	98.1	0.5	0.2	0.2	0.1	0.1	0.2	0.7
SrHS	77292	2168	96.9	0.8	0.3	0.2	0.3	0.2	0.2	1.1
Total	133835	4244	97.4	0.7	0.3	0.2	0.2	0.2	0.2	0.9

4.57 - Within the past year how often have you used steroids?

<i>Grade Level</i>	<i>N of Valid</i>	<i>N of Miss</i>	<i>Did Not Use</i>	<i>1/yr</i>	<i>6/yr</i>	<i>1/mo</i>	<i>2/mo</i>	<i>1/wk</i>	<i>3/wk</i>	<i>Every Day</i>
6th	14182	791	97.5	0.9	0.2	0.1	0.1	0.1	0.2	0.9
7th	18407	643	97.5	1.0	0.3	0.1	0.1	0.1	0.2	0.7
8th	23730	866	97.1	0.9	0.3	0.2	0.1	0.2	0.3	0.9
9th	19661	591	96.7	1.0	0.3	0.3	0.2	0.2	0.3	1.1
10th	24664	819	96.9	0.7	0.3	0.2	0.2	0.2	0.2	1.3
11th	16875	484	97.0	0.7	0.3	0.2	0.2	0.2	0.3	1.2
12th	16019	347	96.8	0.6	0.2	0.2	0.2	0.3	0.3	1.5
JrHs	56319	2300	97.3	0.9	0.3	0.2	0.1	0.1	0.2	0.8
SrHS	77219	2241	96.9	0.7	0.3	0.2	0.2	0.2	0.2	1.2
Total	133538	4541	97.0	0.8	0.3	0.2	0.2	0.2	0.2	1.1

4.58 - Within the past year how often have you used tobacco?

<i>Grade Level</i>	<i>N of Valid</i>	<i>N of Miss</i>	<i>Did Not Use</i>	<i>1/yr</i>	<i>6/yr</i>	<i>1/mo</i>	<i>2/mo</i>	<i>1/wk</i>	<i>3/wk</i>	<i>Every Day</i>
6th	14840	133	85.0	7.4	1.7	0.8	0.8	0.9	1.4	1.9
7th	18877	173	72.7	10.8	3.8	1.7	1.7	2.3	2.9	4.1
8th	24366	230	61.3	12.0	5.6	2.7	2.9	3.2	4.4	8.0
9th	20065	187	52.6	11.8	6.6	3.0	3.2	4.0	5.7	13.1
10th	25226	257	49.2	10.9	7.0	3.2	3.4	4.0	5.3	17.0
11th	17201	158	46.0	10.2	6.9	3.1	3.5	3.8	5.6	20.9
12th	16249	117	41.6	9.1	7.4	3.3	3.7	3.6	6.0	25.3
JrHs	58083	536	71.1	10.4	4.0	1.9	2.0	2.3	3.1	5.2
SrHS	78741	719	47.8	10.6	7.0	3.2	3.4	3.8	5.6	18.6
Total	136824	1255	57.7	10.5	5.7	2.6	2.8	3.2	4.6	12.9

4.59 - Within the past year how often have you drunk alcohol?

<i>Grade Level</i>	<i>N of Valid</i>	<i>N of Miss</i>	<i>Did Not Use</i>	<i>1/yr</i>	<i>6/yr</i>	<i>1/mo</i>	<i>2/mo</i>	<i>1/wk</i>	<i>3/wk</i>	<i>Every Day</i>
6th	14777	196	72.9	17.7	3.7	1.5	1.0	1.2	0.8	1.2
7th	18828	222	61.4	21.0	6.3	2.8	2.7	2.3	1.9	1.6
8th	24277	319	47.7	21.8	10.1	5.1	5.0	4.7	3.1	2.4
9th	20006	246	38.1	20.4	12.0	6.6	7.6	7.7	4.7	2.8
10th	25152	331	32.8	18.1	13.7	7.8	9.6	10.1	5.1	2.8
11th	17174	185	29.4	16.4	14.0	7.9	10.8	12.4	6.1	3.0
12th	16223	143	25.5	14.8	14.5	8.8	11.7	13.8	7.5	3.5
JrHs	57882	737	58.6	20.5	7.2	3.4	3.3	3.0	2.1	1.9
SrHS	78555	905	31.9	17.6	13.5	7.8	9.8	10.7	5.7	3.0
Total	136437	1642	43.2	18.8	10.8	5.9	7.0	7.5	4.2	2.5

4.60 - Within the past year how often have you used illicit drugs?

<i>Grade Level</i>	<i>N of Valid</i>	<i>N of Miss</i>	<i>Did Not Use</i>	<i>1/yr</i>	<i>6/yr</i>	<i>1/mo</i>	<i>2/mo</i>	<i>1/wk</i>	<i>3/wk</i>	<i>Every Day</i>
6th	14804	169	91.3	3.9	1.0	0.6	0.5	0.5	0.5	1.8
7th	18859	191	85.3	5.7	1.9	1.1	0.9	1.4	1.5	2.2
8th	24319	277	77.9	6.6	3.1	1.7	2.0	2.3	2.6	3.8
9th	20036	216	70.8	7.3	3.5	2.6	3.0	3.4	4.0	5.5
10th	25180	303	65.0	7.9	5.2	3.3	3.4	3.9	4.5	6.8
11th	17196	163	62.4	8.1	5.5	3.6	3.9	4.1	4.7	7.7
12th	16230	136	59.8	8.7	6.3	3.6	4.0	4.3	5.1	8.1
JrHs	57982	637	83.7	5.6	2.2	1.2	1.3	1.5	1.7	2.8
SrHS	78642	818	64.8	8.0	5.1	3.3	3.5	3.9	4.5	6.9
Total	136624	1455	72.9	7.0	3.8	2.4	2.6	2.9	3.3	5.2

4.5. How Many of Your Friends

4.61 - How many of your friends smoke cigarettes?

<i>Grade Level</i>	<i>N of Valid</i>	<i>N of Miss</i>	<i>None</i>	<i>A Few</i>	<i>Several</i>	<i>Most</i>
6th	14530	443	64.2	27.7	4.3	3.8
7th	18675	375	44.3	38.1	10.1	7.6
8th	24191	405	27.3	41.5	17.8	13.4
9th	19900	352	17.6	39.6	23.2	19.6
10th	25001	482	13.7	38.4	25.1	22.8
11th	17088	271	12.0	34.6	27.4	25.9
12th	16148	218	9.1	32.3	29.7	28.8
JrHs	57396	1223	42.1	36.9	11.9	9.1
SrHS	78137	1323	13.4	36.6	26.1	23.9
Total	135533	2546	25.6	36.7	20.0	17.6

4.62 - How many of your friends use smokeless tobacco?

<i>Grade Level</i>	<i>N of Valid</i>	<i>N of Miss</i>	<i>None</i>	<i>A Few</i>	<i>Several</i>	<i>Most</i>
6th	14427	546	90.2	7.2	1.3	1.3
7th	18570	480	80.6	14.5	3.1	1.8
8th	24006	590	69.6	22.0	5.2	3.2
9th	19781	471	59.9	27.2	8.3	4.6
10th	24886	597	54.8	29.8	10.1	5.3
11th	17013	346	50.9	31.9	11.8	5.4
12th	16064	302	47.6	33.2	13.0	6.2
JrHs	57003	1616	78.4	15.8	3.5	2.3
SrHS	77744	1716	53.7	30.3	10.6	5.4
Total	134747	3332	64.2	24.2	7.6	4.1

4.63 - How many of your friends smoke cigars?

<i>Grade Level</i>	<i>N of Valid</i>	<i>N of Miss</i>	<i>None</i>	<i>A Few</i>	<i>Several</i>	<i>Most</i>
6th	14362	611	88.2	8.5	1.6	1.8
7th	18469	581	78.6	15.3	3.6	2.5
8th	23916	680	65.4	23.6	6.6	4.3
9th	19686	566	53.8	30.5	9.9	5.8
10th	24777	706	48.5	34.8	11.0	5.7
11th	16925	434	43.4	38.5	12.2	5.9
12th	16025	341	39.4	41.8	13.1	5.7
JrHs	56747	1872	75.5	17.1	4.4	3.1
SrHS	77413	2047	46.9	36.0	11.4	5.8
Total	134160	3919	59.0	28.0	8.4	4.6

4.64 - How many of your friends drink beer?

<i>Grade Level</i>	<i>N of Valid</i>	<i>N of Miss</i>	<i>None</i>	<i>A Few</i>	<i>Several</i>	<i>Most</i>
6th	14340	633	72.6	19.5	4.3	3.5
7th	18487	563	55.9	27.9	9.6	6.6
8th	23994	602	34.5	32.5	18.4	14.6
9th	19745	507	20.0	30.9	24.7	24.4
10th	24863	620	13.6	26.2	27.0	33.2
11th	16989	370	11.0	22.9	27.6	38.5
12th	16078	288	8.0	20.4	27.1	44.4
JrHs	56821	1798	51.1	27.7	12.0	9.2
SrHS	77675	1785	13.5	25.5	26.6	34.5
Total	134496	3583	29.4	26.4	20.4	23.8

4.65 - How many of your friends drink wine coolers?

<i>Grade Level</i>	<i>N of Valid</i>	<i>N of Miss</i>	<i>None</i>	<i>A Few</i>	<i>Several</i>	<i>Most</i>
6th	14309	664	76.4	16.4	3.7	3.5
7th	18434	616	61.1	23.9	8.4	6.5
8th	23947	649	42.8	30.1	14.7	12.5
9th	19731	521	28.8	31.5	20.2	19.5
10th	24788	695	22.8	30.8	23.5	23.0
11th	16951	408	18.9	30.1	25.1	25.9
12th	16033	333	17.0	30.6	25.9	26.5
JrHs	56690	1929	57.2	24.6	9.9	8.3
SrHS	77503	1957	22.2	30.8	23.5	23.5
Total	134193	3886	37.0	28.2	17.8	17.0

4.66 - How many of your friends drink liquor?

<i>Grade Level</i>	<i>N of Valid</i>	<i>N of Miss</i>	<i>None</i>	<i>A Few</i>	<i>Several</i>	<i>Most</i>
6th	14298	675	84.9	10.3	2.4	2.4
7th	18408	642	70.2	18.6	6.0	5.2
8th	23895	701	48.4	26.0	13.1	12.5
9th	19709	543	30.7	27.8	20.0	21.5
10th	24749	734	21.7	26.1	23.7	28.5
11th	16925	434	16.3	24.3	25.9	33.5
12th	16038	328	13.0	23.1	27.3	36.6
JrHs	56601	2018	64.7	19.6	8.1	7.6
SrHS	77421	2039	21.0	25.5	24.0	29.5
Total	134022	4057	39.5	23.0	17.3	20.2

4.67 - How many of your friends smoke marijuana?

<i>Grade Level</i>	<i>N of Valid</i>	<i>N of Miss</i>	<i>None</i>	<i>A Few</i>	<i>Several</i>	<i>Most</i>
6th	14300	673	90.3	6.0	1.4	2.3
7th	18412	638	76.0	14.2	4.7	5.1
8th	23881	715	56.8	22.7	9.8	10.7
9th	19683	569	41.2	27.1	14.4	17.4
10th	24753	730	32.6	28.4	17.7	21.3
11th	16936	423	28.8	29.3	19.6	22.4
12th	16009	357	24.8	30.7	21.3	23.2
JrHs	56593	2026	71.5	15.7	6.0	6.8
SrHS	77381	2079	32.3	28.7	18.0	20.9
Total	133974	4105	48.9	23.2	12.9	14.9

4.68 - How many of your friends use cocaine?

<i>Grade Level</i>	<i>N of Valid</i>	<i>N of Miss</i>	<i>None</i>	<i>A Few</i>	<i>Several</i>	<i>Most</i>
6th	14286	687	95.3	3.0	0.6	1.0
7th	18395	655	90.6	6.7	1.4	1.3
8th	23859	737	84.2	11.4	2.3	2.0
9th	19654	598	81.1	13.8	2.7	2.4
10th	24676	807	78.6	16.2	2.7	2.5
11th	16843	516	77.9	16.6	2.9	2.6
12th	15968	398	76.6	17.3	3.4	2.7
JrHs	56540	2079	89.1	7.8	1.6	1.6
SrHS	77141	2319	78.7	15.9	2.9	2.5
Total	133681	4398	83.1	12.5	2.3	2.1

4.69 - How many of your friends use uppers?

<i>Grade Level</i>	<i>N of Valid</i>	<i>N of Miss</i>	<i>None</i>	<i>A Few</i>	<i>Several</i>	<i>Most</i>
6th	14115	858	95.9	2.5	0.6	1.0
7th	18269	781	92.2	5.2	1.3	1.3
8th	23720	876	86.5	9.1	2.4	2.1
9th	19559	693	82.0	12.1	3.3	2.6
10th	24571	912	77.9	15.3	4.0	2.8
11th	16780	579	76.8	16.1	4.2	2.8
12th	15914	452	75.3	17.2	4.6	2.9
JrHs	56104	2515	90.7	6.1	1.6	1.6
SrHS	76824	2636	78.2	15.0	4.0	2.8
Total	132928	5151	83.5	11.3	3.0	2.3

4.70 - How many of your friends use downers?

<i>Grade Level</i>	<i>N of Valid</i>	<i>N of Miss</i>	<i>None</i>	<i>A Few</i>	<i>Several</i>	<i>Most</i>
6th	14108	865	96.0	2.5	0.5	1.0
7th	18289	761	93.3	4.6	1.1	1.0
8th	23718	878	88.2	8.1	2.0	1.8
9th	19555	697	84.5	10.7	2.5	2.3
10th	24546	937	81.1	13.1	3.1	2.6
11th	16802	557	81.2	13.0	3.3	2.5
12th	15904	462	79.9	14.0	3.5	2.5
JrHs	56115	2504	91.8	5.5	1.3	1.3
SrHS	76807	2653	81.8	12.7	3.1	2.5
Total	132922	5157	86.0	9.7	2.3	2.0

4.71 - How many of your friends use inhalants?

<i>Grade Level</i>	<i>N of Valid</i>	<i>N of Miss</i>	<i>None</i>	<i>A Few</i>	<i>Several</i>	<i>Most</i>
6th	14196	777	89.6	7.1	1.7	1.6
7th	18339	711	85.1	10.2	2.9	1.9
8th	23750	846	81.3	12.8	3.4	2.5
9th	19549	703	82.4	12.5	2.9	2.3
10th	24581	902	82.8	12.5	2.6	2.1
11th	16772	587	84.8	10.8	2.3	2.1
12th	15926	440	84.7	10.6	2.4	2.2
JrHs	56285	2334	84.6	10.5	2.8	2.1
SrHS	76828	2632	83.5	11.7	2.6	2.2
Total	133113	4966	84.0	11.2	2.7	2.1

4.72 - How many of your friends use hallucinogens?

<i>Grade Level</i>	<i>N of Valid</i>	<i>N of Miss</i>	<i>None</i>	<i>A Few</i>	<i>Several</i>	<i>Most</i>
6th	14031	942	96.9	1.7	0.4	1.0
7th	18263	787	93.9	3.9	1.1	1.1
8th	23699	897	88.4	7.4	2.2	2.0
9th	19514	738	83.8	10.3	3.2	2.8
10th	24572	911	78.5	12.9	4.7	3.9
11th	16782	577	76.6	14.1	5.5	3.8
12th	15910	456	73.4	15.4	6.8	4.4
JrHs	55993	2626	92.3	4.8	1.4	1.5
SrHS	76778	2682	78.4	13.0	4.9	3.7
Total	132771	5308	84.2	9.6	3.4	2.8

4.73 - How many of your friends use heroin?

<i>Grade Level</i>	<i>N of Valid</i>	<i>N of Miss</i>	<i>None</i>	<i>A Few</i>	<i>Several</i>	<i>Most</i>
6th	14122	851	96.7	1.8	0.5	1.0
7th	18257	793	94.4	3.7	0.9	1.0
8th	23715	881	91.1	6.1	1.3	1.5
9th	19518	734	90.0	6.8	1.4	1.8
10th	24532	951	89.5	7.5	1.3	1.8
11th	16768	591	89.7	7.1	1.4	1.8
12th	15905	461	89.2	7.4	1.5	1.9
JrHs	56094	2525	93.6	4.2	1.0	1.2
SrHS	76723	2737	89.6	7.2	1.4	1.8
Total	132817	5262	91.3	6.0	1.2	1.6

4.74 - How many of your friends use steroids?

<i>Grade Level</i>	<i>N of Valid</i>	<i>N of Miss</i>	<i>None</i>	<i>A Few</i>	<i>Several</i>	<i>Most</i>
6th	14080	893	95.0	3.3	0.6	1.2
7th	18277	773	93.0	5.1	0.9	1.0
8th	23713	883	90.3	7.0	1.3	1.4
9th	19494	758	87.4	9.4	1.6	1.6
10th	24568	915	85.9	10.8	1.6	1.7
11th	16759	600	85.9	10.9	1.7	1.5
12th	15905	461	84.8	11.7	1.8	1.7
JrHs	56070	2549	92.3	5.4	1.0	1.2
SrHS	76726	2734	86.0	10.6	1.7	1.7
Total	132796	5283	88.7	8.4	1.4	1.5

4.6. What Effect Do You Most Often Get When You Use

4.75 - What effect do you most often get when you smoke cigarettes?

<i>Grade Level</i>	<i>N of Valid</i>	<i>N of Miss</i>	<i>Do Not Use</i>	<i>No High</i>	<i>A Little High</i>	<i>Very High</i>	<i>Bombed/ Stoned</i>
6th	14457	516	86.5	9.8	2.2	0.5	1.0
7th	18454	596	76.9	18.5	3.4	0.4	0.7
8th	23863	733	67.4	26.6	4.8	0.4	0.8
9th	19536	716	61.2	32.0	5.5	0.4	0.9
10th	24552	931	58.8	33.8	6.1	0.4	1.0
11th	16802	557	56.0	36.1	6.5	0.3	1.1
12th	15920	446	52.7	37.9	7.6	0.4	1.4
JrHs	56774	1845	75.4	19.7	3.7	0.4	0.8
SrHS	76810	2650	57.6	34.7	6.3	0.4	1.1
Total	133584	4495	65.1	28.3	5.2	0.4	1.0

4.76 - What effect do you most often get when you use smokeless tobacco?

<i>Grade Level</i>	<i>N of Valid</i>	<i>N of Miss</i>	<i>Do Not Use</i>	<i>No High</i>	<i>A Little High</i>	<i>Very High</i>	<i>Bombed/ Stoned</i>
6th	14298	675	94.9	2.6	1.1	0.5	0.9
7th	18353	697	93.0	4.8	1.3	0.5	0.5
8th	23754	842	90.8	6.4	1.6	0.5	0.7
9th	19448	804	88.4	8.3	2.2	0.4	0.7
10th	24446	1037	87.3	8.9	2.7	0.4	0.8
11th	16732	627	86.1	9.9	2.8	0.3	0.9
12th	15888	478	84.7	10.4	3.3	0.4	1.1
JrHs	56405	2214	92.6	4.9	1.4	0.5	0.7
SrHS	76514	2946	86.8	9.3	2.7	0.4	0.9
Total	132919	5160	89.2	7.4	2.1	0.4	0.8

4.77 - What effect do you most often get when you smoke cigars?

<i>Grade Level</i>	<i>N of Valid</i>	<i>N of Miss</i>	<i>Do Not Use</i>	<i>No High</i>	<i>A Little High</i>	<i>Very High</i>	<i>Bombed/ Stoned</i>
6th	14218	755	93.1	4.2	1.4	0.5	0.9
7th	18296	754	88.9	7.7	2.3	0.5	0.6
8th	23672	924	83.2	12.5	3.0	0.6	0.8
9th	19390	862	77.2	17.4	4.1	0.5	0.9
10th	24346	1137	74.7	20.0	3.9	0.5	1.0
11th	16672	687	71.9	22.5	4.1	0.4	1.1
12th	15833	533	68.4	25.2	4.4	0.5	1.4
JrHs	56186	2433	87.5	8.8	2.3	0.5	0.7
SrHS	76241	3219	73.4	20.9	4.1	0.5	1.1
Total	132427	5652	79.4	15.8	3.4	0.5	0.9

4.78 - What effect do you most often get when you drink beer?

<i>Grade Level</i>	<i>N of Valid</i>	<i>N of Miss</i>	<i>Do Not Use</i>	<i>No High</i>	<i>A Little High</i>	<i>Very High</i>	<i>Bombed/ Stoned</i>
6th	14369	604	84.2	10.2	3.1	1.0	1.5
7th	18287	763	76.4	14.1	6.3	1.6	1.6
8th	23675	921	63.6	17.6	12.0	3.8	3.0
9th	19404	848	54.1	16.5	17.1	7.3	5.0
10th	24382	1101	47.1	14.2	20.5	10.6	7.7
11th	16685	674	43.1	12.9	22.5	13.2	8.3
12th	15835	531	38.9	11.6	24.2	15.7	9.7
JrHs	56331	2288	73.0	14.6	7.9	2.4	2.2
SrHS	76306	3154	46.3	13.9	20.8	11.4	7.5
Total	132637	5442	57.6	14.2	15.3	7.6	5.3

4.79 - What effect do you most often get when you drink wine coolers?

<i>Grade Level</i>	<i>N of Valid</i>	<i>N of Miss</i>	<i>Do Not Use</i>	<i>No High</i>	<i>A Little High</i>	<i>Very High</i>	<i>Bombed/ Stoned</i>
6th	14335	638	83.4	12.2	2.5	0.7	1.2
7th	18265	785	74.4	18.2	5.1	1.0	1.2
8th	23657	939	63.2	23.9	9.3	1.8	1.7
9th	19403	849	54.2	26.5	14.1	3.0	2.2
10th	24354	1129	50.1	24.4	18.3	4.1	3.1
11th	16654	705	46.8	23.6	20.8	5.3	3.5
12th	15805	561	45.5	22.2	22.8	5.5	3.9
JrHs	56257	2362	72.0	19.1	6.2	1.3	1.4
SrHS	76216	3244	49.5	24.3	18.7	4.4	3.1
Total	132473	5606	59.0	22.1	13.4	3.1	2.4

4.80 - What effect do you most often get when you drink liquor?

<i>Grade Level</i>	<i>N of Valid</i>	<i>N of Miss</i>	<i>Do Not Use</i>	<i>No High</i>	<i>A Little High</i>	<i>Very High</i>	<i>Bombed/ Stoned</i>
6th	14347	626	90.8	4.1	2.1	1.3	1.7
7th	18228	822	83.8	7.1	4.4	2.5	2.2
8th	23643	953	70.8	10.2	8.3	5.8	4.9
9th	19361	891	59.2	10.6	11.7	10.2	8.4
10th	24341	1142	50.8	9.2	13.5	13.9	12.6
11th	16656	703	45.1	9.0	14.8	16.6	14.5
12th	15817	549	40.2	8.2	15.6	19.5	16.6
JrHs	56218	2401	80.1	7.7	5.4	3.6	3.2
SrHS	76175	3285	49.5	9.3	13.7	14.7	12.8
Total	132393	5686	62.5	8.6	10.2	10.0	8.7

4.81 - What effect do you most often get when you smoke marijuana?

<i>Grade Level</i>	<i>N of Valid</i>	<i>N of Miss</i>	<i>Do Not Use</i>	<i>No High</i>	<i>A Little High</i>	<i>Very High</i>	<i>Bombed/ Stoned</i>
6th	14356	617	94.2	0.5	0.8	1.5	2.9
7th	18246	804	89.1	0.8	2.0	3.4	4.8
8th	23623	973	81.5	1.0	3.3	5.6	8.6
9th	19335	917	73.4	1.1	4.5	8.6	12.4
10th	24307	1176	67.8	1.3	5.6	10.4	14.9
11th	16605	754	64.5	1.4	6.7	11.5	15.9
12th	15786	580	62.2	1.6	7.3	12.8	16.1
JrHs	56225	2394	87.2	0.8	2.2	3.8	5.9
SrHS	76033	3427	67.3	1.3	5.9	10.7	14.8
Total	132258	5821	75.8	1.1	4.3	7.8	11.0

4.82 - What effect do you most often get when you use cocaine?

<i>Grade Level</i>	<i>N of Valid</i>	<i>N of Miss</i>	<i>Do Not Use</i>	<i>No High</i>	<i>A Little High</i>	<i>Very High</i>	<i>Bombed/ Stoned</i>
6th	14320	653	96.2	0.3	0.4	0.8	2.4
7th	18196	854	95.8	0.5	0.6	0.9	2.3
8th	23573	1023	94.9	0.6	0.7	1.1	2.8
9th	19295	957	94.1	0.7	0.8	1.3	3.1
10th	24251	1232	93.7	0.6	0.9	1.4	3.4
11th	16578	781	93.0	0.6	1.0	1.8	3.6
12th	15758	608	91.6	0.7	1.4	2.3	4.0
JrHs	56089	2530	95.5	0.5	0.6	0.9	2.5
SrHS	75882	3578	93.2	0.6	1.0	1.6	3.5
Total	131971	6108	94.2	0.6	0.8	1.3	3.1

4.83 - What effect do you most often get when you use uppers?

<i>Grade Level</i>	<i>N of Valid</i>	<i>N of Miss</i>	<i>Do Not Use</i>	<i>No High</i>	<i>A Little High</i>	<i>Very High</i>	<i>Bombed/ Stoned</i>
6th	14175	798	96.0	0.8	0.7	0.8	1.8
7th	18157	893	95.1	1.2	1.1	1.0	1.5
8th	23546	1050	93.9	1.1	1.6	1.4	1.9
9th	19276	976	92.3	1.1	2.5	1.8	2.2
10th	24201	1282	91.2	1.2	2.8	2.2	2.6
11th	16536	823	90.7	1.2	3.0	2.4	2.7
12th	15773	593	90.0	1.2	3.2	2.7	2.9
JrHs	55878	2741	94.8	1.1	1.2	1.1	1.7
SrHS	75786	3674	91.1	1.2	2.9	2.3	2.6
Total	131664	6415	92.7	1.1	2.2	1.8	2.2

4.84 - What effect do you most often get when you use downers?

<i>Grade Level</i>	<i>N of Valid</i>	<i>N of Miss</i>	<i>Do Not Use</i>	<i>No High</i>	<i>A Little High</i>	<i>Very High</i>	<i>Bombed/Stoned</i>
6th	14154	819	96.2	0.8	0.6	0.8	1.6
7th	18101	949	95.8	1.0	0.9	0.8	1.5
8th	23530	1066	94.7	1.2	1.3	1.1	1.7
9th	19254	998	93.7	1.3	1.9	1.2	1.9
10th	24192	1291	92.9	1.2	2.1	1.5	2.3
11th	16556	803	92.9	1.2	2.2	1.5	2.2
12th	15749	617	92.0	1.1	2.5	1.9	2.6
JrHs	55785	2834	95.4	1.1	1.0	0.9	1.6
SrHS	75751	3709	92.9	1.2	2.2	1.5	2.3
Total	131536	6543	94.0	1.1	1.7	1.2	2.0

4.85 - What effect do you most often get when you use inhalants?

<i>Grade Level</i>	<i>N of Valid</i>	<i>N of Miss</i>	<i>Do Not Use</i>	<i>No High</i>	<i>A Little High</i>	<i>Very High</i>	<i>Bombed/Stoned</i>
6th	14236	737	93.6	1.5	2.0	1.1	1.8
7th	18137	913	92.2	1.9	3.0	1.3	1.6
8th	23530	1066	91.9	1.7	3.1	1.4	1.9
9th	19246	1006	92.7	1.4	2.7	1.2	2.0
10th	24193	1290	93.3	1.2	2.3	1.0	2.1
11th	16532	827	93.9	0.8	2.0	1.2	2.0
12th	15750	616	93.8	0.8	1.7	1.2	2.4
JrHs	55903	2716	92.4	1.7	2.8	1.3	1.8
SrHS	75721	3739	93.4	1.1	2.2	1.1	2.1
Total	131624	6455	93.0	1.3	2.5	1.2	2.0

4.86 - What effect do you most often get when you use hallucinogens?

<i>Grade Level</i>	<i>N of Valid</i>	<i>N of Miss</i>	<i>Do Not Use</i>	<i>No High</i>	<i>A Little High</i>	<i>Very High</i>	<i>Bombed/Stoned</i>
6th	14132	841	96.4	0.5	0.5	0.6	2.0
7th	18086	964	96.1	0.5	0.7	0.8	1.9
8th	23481	1115	94.7	0.6	0.7	1.1	3.0
9th	19210	1042	93.1	0.7	0.9	1.4	4.0
10th	24163	1320	91.3	0.6	0.8	1.6	5.7
11th	16547	812	89.9	0.5	0.9	2.0	6.7
12th	15707	659	87.8	0.6	0.9	2.8	7.9
JrHs	55699	2920	95.6	0.5	0.6	0.9	2.4
SrHS	75627	3833	90.7	0.6	0.9	1.9	5.9
Total	131326	6753	92.8	0.6	0.8	1.5	4.4

4.87 - What effect do you most often get when you use heroin?

<i>Grade Level</i>	<i>N of Valid</i>	<i>N of Miss</i>	<i>Do Not Use</i>	<i>No High</i>	<i>A Little High</i>	<i>Very High</i>	<i>Bombed/Stoned</i>
6th	14167	806	96.5	0.4	0.4	0.6	2.1
7th	18074	976	96.4	0.5	0.4	0.7	1.9
8th	23442	1154	96.1	0.5	0.4	0.7	2.4
9th	19206	1046	96.0	0.5	0.5	0.7	2.3
10th	24126	1357	96.1	0.6	0.5	0.5	2.4
11th	16509	850	96.2	0.5	0.4	0.5	2.4
12th	15702	664	95.8	0.5	0.5	0.6	2.6
JrHs	55683	2936	96.3	0.5	0.4	0.7	2.2
SrHS	75543	3917	96.0	0.5	0.5	0.6	2.4
Total	131226	6853	96.2	0.5	0.4	0.6	2.3

4.88 - What effect do you most often get when you use steroids?

<i>Grade Level</i>	<i>N of Valid</i>	<i>N of Miss</i>	<i>Do Not Use</i>	<i>No High</i>	<i>A Little High</i>	<i>Very High</i>	<i>Bombed/Stoned</i>
6th	13951	1022	96.1	1.2	0.5	0.6	1.6
7th	18032	1018	95.9	1.5	0.7	0.6	1.2
8th	23371	1225	96.0	1.5	0.6	0.6	1.3
9th	19163	1089	95.9	1.7	0.6	0.4	1.4
10th	24082	1401	96.4	1.5	0.5	0.3	1.3
11th	16474	885	96.6	1.2	0.5	0.3	1.3
12th	15689	677	96.5	1.3	0.5	0.4	1.4
JrHs	55354	3265	96.0	1.4	0.6	0.6	1.4
SrHS	75408	4052	96.3	1.4	0.5	0.4	1.3
Total	130762	7317	96.2	1.4	0.6	0.5	1.3

4.7. When Do You Use

4.89 - When do you smoke cigarettes?

<i>Grade Level</i>	<i>N of Valid</i>	<i>N of Miss</i>	<i>Do Not Use</i>	<i>Before School</i>	<i>During School</i>	<i>After School</i>	<i>Week Nights</i>	<i>Weekends</i>
6th	14973	0	86.1	1.9	0.9	4.0	2.7	6.9
7th	19050	0	77.9	4.0	1.0	8.9	5.9	13.2
8th	24596	0	68.7	7.2	2.4	14.1	10.2	20.7
9th	20252	0	63.3	11.1	5.3	18.4	14.0	25.2
10th	25483	0	60.5	14.1	7.8	21.0	17.2	27.9
11th	17359	0	58.4	17.1	9.2	23.2	20.4	31.4
12th	16366	0	55.5	20.0	10.4	26.6	24.4	35.0
JrHs	58619	0	76.2	4.8	1.6	9.8	6.9	14.7
SrHS	79460	0	59.7	15.2	8.0	22.0	18.6	29.5
Total	138079	0	66.7	10.8	5.3	16.8	13.6	23.2

4.90 - When do you use smokeless tobacco?

<i>Grade Level</i>	<i>N of Valid</i>	<i>N of Miss</i>	<i>Do Not Use</i>	<i>Before School</i>	<i>During School</i>	<i>After School</i>	<i>Week Nights</i>	<i>Weekends</i>
6th	14973	0	92.3	0.6	0.7	1.1	0.8	1.5
7th	19050	0	91.8	0.8	0.4	1.6	1.1	2.4
8th	24596	0	89.5	1.2	1.1	2.5	1.6	3.9
9th	20252	0	87.3	1.8	1.8	3.4	2.4	5.0
10th	25483	0	86.1	2.1	2.5	3.8	2.9	5.6
11th	17359	0	86.6	2.5	3.0	4.2	3.2	5.8
12th	16366	0	85.8	2.8	3.5	4.9	4.0	6.6
JrHs	58619	0	91.0	0.9	0.8	1.8	1.2	2.8
SrHS	79460	0	86.5	2.2	2.6	4.0	3.1	5.7
Total	138079	0	88.4	1.7	1.8	3.1	2.3	4.5

4.91 - When do you smoke cigars?

<i>Grade Level</i>	<i>N of Valid</i>	<i>N of Miss</i>	<i>Do Not Use</i>	<i>Before School</i>	<i>During School</i>	<i>After School</i>	<i>Week Nights</i>	<i>Weekends</i>
6th	14973	0	90.7	0.7	0.6	1.2	0.9	2.5
7th	19050	0	88.1	0.9	0.5	2.2	1.7	5.3
8th	24596	0	83.2	1.2	0.8	3.7	2.7	9.3
9th	20252	0	78.0	1.8	1.2	4.8	3.8	13.2
10th	25483	0	75.8	1.6	1.2	4.2	3.9	15.3
11th	17359	0	74.1	1.7	1.3	4.0	4.1	17.9
12th	16366	0	71.8	1.6	1.4	4.3	4.9	20.6
JrHs	58619	0	86.7	0.9	0.6	2.6	1.9	6.3
SrHS	79460	0	75.2	1.7	1.3	4.3	4.2	16.4
Total	138079	0	80.1	1.4	1.0	3.6	3.2	12.1

4.92 - When do you drink beer?

<i>Grade Level</i>	<i>N of Valid</i>	<i>N of Miss</i>	<i>Do Not Use</i>	<i>Before School</i>	<i>During School</i>	<i>After School</i>	<i>Week Nights</i>	<i>Weekends</i>
6th	14973	0	84.8	0.9	0.7	2.2	2.5	7.7
7th	19050	0	77.9	1.0	0.5	3.3	3.9	14.2
8th	24596	0	65.9	1.5	1.1	5.4	6.5	25.2
9th	20252	0	56.0	2.0	1.4	5.9	7.8	35.2
10th	25483	0	48.9	1.8	1.6	5.7	8.7	42.2
11th	17359	0	45.0	2.0	1.8	6.1	9.8	47.5
12th	16366	0	41.0	2.1	2.1	6.5	11.6	52.0
JrHs	58619	0	74.6	1.2	0.8	3.9	4.6	17.2
SrHS	79460	0	48.2	1.9	1.7	6.0	9.3	43.6
Total	138079	0	59.4	1.6	1.3	5.1	7.3	32.4

4.93 - When do you drink wine coolers?

<i>Grade Level</i>	<i>N of Valid</i>	<i>N of Miss</i>	<i>Do Not Use</i>	<i>Before School</i>	<i>During School</i>	<i>After School</i>	<i>Week Nights</i>	<i>Weekends</i>
6th	14973	0	83.8	0.8	0.6	2.0	2.6	8.6
7th	19050	0	76.0	0.9	0.5	3.2	4.0	15.4
8th	24596	0	65.4	1.3	0.9	4.8	6.3	25.0
9th	20252	0	56.6	1.6	1.2	5.0	7.3	33.9
10th	25483	0	52.5	1.3	1.2	4.4	7.2	37.9
11th	17359	0	49.6	1.3	1.3	4.1	7.0	42.0
12th	16366	0	49.0	1.4	1.5	3.8	7.5	43.5
JrHs	58619	0	73.5	1.1	0.7	3.5	4.6	17.7
SrHS	79460	0	52.2	1.4	1.3	4.4	7.3	38.9
Total	138079	0	61.3	1.3	1.0	4.0	6.1	29.9

4.94 - When do you drink liquor?

<i>Grade Level</i>	<i>N of Valid</i>	<i>N of Miss</i>	<i>Do Not Use</i>	<i>Before School</i>	<i>During School</i>	<i>After School</i>	<i>Week Nights</i>	<i>Weekends</i>
6th	14973	0	89.2	0.7	0.6	1.2	1.5	4.2
7th	19050	0	83.3	0.7	0.4	2.1	2.5	9.7
8th	24596	0	71.3	1.3	1.1	4.0	4.9	20.2
9th	20252	0	59.6	1.8	1.4	5.1	6.7	31.4
10th	25483	0	51.8	1.8	1.7	4.8	7.3	39.3
11th	17359	0	46.3	1.8	1.9	4.9	7.8	45.7
12th	16366	0	42.4	1.9	2.1	4.9	9.2	50.4
JrHs	58619	0	79.8	1.0	0.7	2.7	3.3	12.7
SrHS	79460	0	50.6	1.8	1.8	4.9	7.6	41.0
Total	138079	0	63.0	1.4	1.3	4.0	5.8	29.0

4.95 - When do you smoke marijuana?

<i>Grade Level</i>	<i>N of Valid</i>	<i>N of Miss</i>	<i>Do Not Use</i>	<i>Before School</i>	<i>During School</i>	<i>After School</i>	<i>Week Nights</i>	<i>Weekends</i>
6th	14973	0	91.8	0.8	0.7	1.2	1.1	2.2
7th	19050	0	87.5	1.2	0.7	2.4	2.3	6.0
8th	24596	0	80.2	2.6	1.3	5.1	5.1	12.0
9th	20252	0	72.7	4.9	2.4	8.0	8.2	18.8
10th	25483	0	67.8	5.7	3.7	9.8	10.5	23.4
11th	17359	0	65.4	6.8	4.6	11.2	12.0	26.4
12th	16366	0	64.4	7.1	5.2	11.9	13.5	28.1
JrHs	58619	0	85.6	1.7	0.9	3.2	3.2	7.6
SrHS	79460	0	67.8	6.0	3.9	10.1	10.9	23.9
Total	138079	0	75.4	4.2	2.6	7.2	7.6	16.9

4.96 - When do you use cocaine?

<i>Grade Level</i>	<i>N of Valid</i>	<i>N of Miss</i>	<i>Do Not Use</i>	<i>Before School</i>	<i>During School</i>	<i>After School</i>	<i>Week Nights</i>	<i>Weekends</i>
6th	14973	0	93.3	0.5	0.7	0.5	0.6	0.8
7th	19050	0	93.1	0.5	0.4	0.6	0.5	1.1
8th	24596	0	92.0	0.5	0.7	0.8	0.8	1.9
9th	20252	0	90.4	0.9	0.9	1.2	1.2	2.7
10th	25483	0	89.6	0.9	1.1	1.2	1.3	3.2
11th	17359	0	89.7	1.1	1.2	1.4	1.5	3.7
12th	16366	0	89.2	1.2	1.6	1.7	1.9	4.8
JrHs	58619	0	92.7	0.5	0.6	0.7	0.7	1.4
SrHS	79460	0	89.7	1.0	1.2	1.4	1.4	3.5
Total	138079	0	91.0	0.8	0.9	1.1	1.1	2.6

4.97 - When do you use uppers?

<i>Grade Level</i>	<i>N of Valid</i>	<i>N of Miss</i>	<i>Do Not Use</i>	<i>Before School</i>	<i>During School</i>	<i>After School</i>	<i>Week Nights</i>	<i>Weekends</i>
6th	14973	0	92.3	0.6	0.6	0.7	0.6	0.9
7th	19050	0	92.2	0.8	0.6	0.9	0.7	1.4
8th	24596	0	90.9	1.1	1.1	1.2	1.0	2.4
9th	20252	0	88.5	1.7	1.6	1.7	1.8	3.4
10th	25483	0	87.2	2.0	2.1	2.1	2.1	4.5
11th	17359	0	87.3	2.1	2.2	2.1	2.3	4.7
12th	16366	0	87.3	2.2	2.1	2.2	2.4	5.5
JrHs	58619	0	91.7	0.9	0.8	1.0	0.8	1.7
SrHS	79460	0	87.6	2.0	2.0	2.0	2.1	4.5
Total	138079	0	89.3	1.5	1.5	1.6	1.6	3.3

4.98 - When do you use downers?

<i>Grade Level</i>	<i>N of Valid</i>	<i>N of Miss</i>	<i>Do Not Use</i>	<i>Before School</i>	<i>During School</i>	<i>After School</i>	<i>Week Nights</i>	<i>Weekends</i>
6th	14973	0	92.3	0.5	0.6	0.5	0.6	0.8
7th	19050	0	92.6	0.5	0.5	0.6	0.6	1.0
8th	24596	0	91.5	0.7	0.8	1.0	1.0	1.8
9th	20252	0	89.6	1.1	1.2	1.3	1.5	2.6
10th	25483	0	88.6	1.2	1.4	1.6	1.9	3.5
11th	17359	0	89.1	1.2	1.5	1.5	1.7	3.6
12th	16366	0	89.0	1.3	1.6	1.7	2.2	4.4
JrHs	58619	0	92.1	0.6	0.6	0.7	0.8	1.3
SrHS	79460	0	89.0	1.2	1.4	1.5	1.8	3.5
Total	138079	0	90.3	0.9	1.1	1.2	1.4	2.5

4.99 - When do you use inhalants?

<i>Grade Level</i>	<i>N of Valid</i>	<i>N of Miss</i>	<i>Do Not Use</i>	<i>Before School</i>	<i>During School</i>	<i>After School</i>	<i>Week Nights</i>	<i>Weekends</i>
6th	14973	0	90.5	0.8	1.8	1.2	0.9	1.6
7th	19050	0	90.0	0.8	1.9	1.5	1.0	2.2
8th	24596	0	89.3	0.8	2.0	1.8	1.5	2.8
9th	20252	0	89.1	0.9	1.7	1.6	1.6	2.6
10th	25483	0	89.3	0.8	1.6	1.4	1.4	2.6
11th	17359	0	90.2	0.7	1.4	1.3	1.2	2.6
12th	16366	0	90.8	0.9	1.4	1.4	1.4	2.9
JrHs	58619	0	89.8	0.8	1.9	1.5	1.2	2.3
SrHS	79460	0	89.8	0.8	1.5	1.4	1.4	2.7
Total	138079	0	89.8	0.8	1.7	1.5	1.3	2.5

4.100 - When do you use hallucinogens?

<i>Grade Level</i>	<i>N of Valid</i>	<i>N of Miss</i>	<i>Do Not Use</i>	<i>Before School</i>	<i>During School</i>	<i>After School</i>	<i>Week Nights</i>	<i>Weekends</i>
6th	14973	0	92.1	0.5	0.6	0.5	0.5	0.7
7th	19050	0	92.4	0.3	0.3	0.5	0.4	1.0
8th	24596	0	91.1	0.6	0.7	0.8	0.9	2.3
9th	20252	0	88.9	0.9	1.0	1.3	1.4	3.6
10th	25483	0	86.9	1.1	1.5	1.6	1.7	5.4
11th	17359	0	86.4	1.1	1.7	1.5	1.9	6.6
12th	16366	0	85.4	1.3	1.9	1.9	2.3	8.4
JrHs	58619	0	91.8	0.5	0.6	0.6	0.6	1.5
SrHS	79460	0	87.0	1.1	1.5	1.6	1.8	5.8
Total	138079	0	89.0	0.8	1.1	1.2	1.3	4.0

4.101 - When do you use heroin?

<i>Grade Level</i>	<i>N of Valid</i>	<i>N of Miss</i>	<i>Do Not Use</i>	<i>Before School</i>	<i>During School</i>	<i>After School</i>	<i>Week Nights</i>	<i>Weekends</i>
6th	14973	0	92.2	0.4	0.6	0.5	0.5	0.7
7th	19050	0	92.8	0.4	0.3	0.4	0.4	0.7
8th	24596	0	92.2	0.5	0.6	0.6	0.6	1.2
9th	20252	0	91.1	0.7	0.7	0.8	0.8	1.5
10th	25483	0	90.7	0.6	0.8	0.8	0.7	1.6
11th	17359	0	91.3	0.6	0.9	0.7	0.8	1.6
12th	16366	0	91.9	0.8	1.0	1.0	1.0	2.1
JrHs	58619	0	92.4	0.4	0.5	0.5	0.5	0.9
SrHS	79460	0	91.2	0.7	0.9	0.8	0.8	1.7
Total	138079	0	91.7	0.6	0.7	0.7	0.7	1.3

4.102 - When do you use steroids?

<i>Grade Level</i>	<i>N of Valid</i>	<i>N of Miss</i>	<i>Do Not Use</i>	<i>Before School</i>	<i>During School</i>	<i>After School</i>	<i>Week Nights</i>	<i>Weekends</i>
6th	14973	0	90.3	0.6	0.7	0.6	0.6	0.8
7th	19050	0	91.7	0.6	0.4	0.6	0.5	0.9
8th	24596	0	91.6	0.6	0.6	0.7	0.6	1.0
9th	20252	0	90.6	0.9	0.8	1.0	0.8	1.1
10th	25483	0	90.5	0.7	0.9	0.9	0.8	1.2
11th	17359	0	91.4	0.7	0.9	0.9	0.8	1.1
12th	16366	0	91.8	0.8	1.0	1.2	1.0	1.2
JrHs	58619	0	91.3	0.6	0.6	0.7	0.6	0.9
SrHS	79460	0	91.0	0.8	0.9	1.0	0.8	1.2
Total	138079	0	91.1	0.7	0.8	0.9	0.7	1.1

4.8. While At School Have You

4.103 - While at school have you carried a gun?

<i>Grade Level</i>	<i>N of Valid</i>	<i>N of Miss</i>	<i>Never</i>	<i>One Time</i>	<i>2-5 Times</i>	<i>6 or More Times</i>
6th	14644	329	97.8	0.8	0.3	1.1
7th	18626	424	97.6	1.0	0.5	0.9
8th	23998	598	96.9	1.3	0.6	1.3
9th	19688	564	96.1	1.6	0.7	1.6
10th	24639	844	96.5	1.1	0.6	1.7
11th	16877	482	95.9	1.4	0.8	1.9
12th	15988	378	96.1	1.2	0.7	2.0
JrHs	57268	1351	97.4	1.1	0.5	1.1
SrHS	77192	2268	96.2	1.3	0.7	1.8
Total	134460	3619	96.7	1.2	0.6	1.5

4.104 - While at school have you carried a knife, club or other weapon?

<i>Grade Level</i>	<i>N of Valid</i>	<i>N of Miss</i>	<i>Never</i>	<i>One Time</i>	<i>2-5 Times</i>	<i>6 or More Times</i>
6th	14622	351	91.3	5.2	1.6	1.9
7th	18585	465	88.2	7.1	2.5	2.3
8th	23963	633	83.2	8.8	3.9	4.1
9th	19670	582	81.8	8.0	4.7	5.5
10th	24602	881	82.4	6.7	4.3	6.6
11th	16851	508	82.0	6.0	4.3	7.7
12th	15977	389	83.3	4.8	3.7	8.1
JrHs	57170	1449	86.9	7.3	2.9	2.9
SrHS	77100	2360	82.4	6.5	4.3	6.9
Total	134270	3809	84.3	6.8	3.7	5.2

4.105 - While at school have you threatened a student with a gun, knife or club?

<i>Grade Level</i>	<i>N of Valid</i>	<i>N of Miss</i>	<i>Never</i>	<i>One Time</i>	<i>2-5 Times</i>	<i>6 or More Times</i>
6th	14500	473	96.2	1.7	0.8	1.3
7th	18428	622	95.4	2.3	1.1	1.3
8th	23785	811	93.6	3.0	1.6	1.9
9th	19524	728	92.9	3.2	1.8	2.1
10th	24444	1039	93.7	2.6	1.6	2.1
11th	16764	595	93.7	2.7	1.5	2.1
12th	15911	455	94.6	2.0	1.2	2.2
JrHs	56713	1906	94.8	2.4	1.2	1.6
SrHS	76643	2817	93.7	2.7	1.6	2.1
Total	133356	4723	94.2	2.6	1.4	1.9

4.106 - While at school have you threatened to hurt a student by hitting, slapping or kicking?

<i>Grade Level</i>	<i>N of Valid</i>	<i>N of Miss</i>	<i>Never</i>	<i>One Time</i>	<i>2-5 Times</i>	<i>6 or More Times</i>
6th	14553	420	67.1	14.8	10.0	8.1
7th	18540	510	58.1	16.2	13.3	12.4
8th	23946	650	52.6	15.5	16.3	15.6
9th	19627	625	55.1	14.6	15.8	14.5
10th	24565	918	61.0	13.3	14.1	11.7
11th	16838	521	64.2	12.3	12.8	10.8
12th	15970	396	68.9	11.4	11.2	8.5
JrHs	57039	1580	58.1	15.5	13.7	12.7
SrHS	77000	2460	61.8	13.0	13.6	11.5
Total	134039	4040	60.2	14.1	13.7	12.0

4.107 - While at school have you hurt a student by using a gun, knife or club?

<i>Grade Level</i>	<i>N of Valid</i>	<i>N of Miss</i>	<i>Never</i>	<i>One Time</i>	<i>2-5 Times</i>	<i>6 or More Times</i>
6th	14524	449	97.4	1.1	0.4	1.0
7th	18472	578	96.8	1.5	0.7	1.1
8th	23870	726	95.8	1.7	1.0	1.4
9th	19599	653	95.4	2.1	1.1	1.5
10th	24510	973	95.7	1.7	1.0	1.5
11th	16792	567	95.8	1.8	0.9	1.5
12th	15936	430	96.2	1.2	0.8	1.7
JrHs	56866	1753	96.5	1.5	0.8	1.2
SrHS	76837	2623	95.8	1.7	0.9	1.5
Total	133703	4376	96.1	1.6	0.9	1.4

4.108 - While at school have you hurt a student by hitting, slapping or kicking?

<i>Grade Level</i>	<i>N of Valid</i>	<i>N of Miss</i>	<i>Never</i>	<i>One Time</i>	<i>2-5 Times</i>	<i>6 or More Times</i>
6th	14521	452	71.0	14.8	8.1	6.0
7th	18484	566	63.7	16.5	11.3	8.5
8th	23812	784	60.3	16.5	13.2	10.0
9th	19600	652	64.3	15.0	11.9	8.8
10th	24514	969	71.4	12.3	9.6	6.7
11th	16807	552	75.1	10.3	8.7	5.8
12th	15933	433	79.2	9.1	6.9	4.7
JrHs	56817	1802	64.1	16.1	11.3	8.5
SrHS	76854	2606	72.0	11.9	9.5	6.6
Total	133671	4408	68.7	13.7	10.2	7.4

4.109 - While at school have you been threatened with a gun, knife or club by a student?

<i>Grade Level</i>	<i>N of Valid</i>	<i>N of Miss</i>	<i>Never</i>	<i>One Time</i>	<i>2-5 Times</i>	<i>6 or More Times</i>
6th	14512	461	89.7	6.8	2.0	1.5
7th	18487	563	88.1	7.1	2.9	1.9
8th	23818	778	86.8	7.6	3.3	2.3
9th	19555	697	87.1	7.1	3.5	2.3
10th	24467	1016	89.1	5.8	2.9	2.2
11th	16786	573	89.6	5.6	2.8	2.0
12th	15928	438	91.5	4.5	2.0	1.9
JrHs	56817	1802	87.9	7.2	2.8	2.0
SrHS	76736	2724	89.2	5.8	2.8	2.1
Total	133553	4526	88.7	6.4	2.8	2.1

4.110 - While at school have you had a student threaten to hit, slap or kick you?

<i>Grade Level</i>	<i>N of Valid</i>	<i>N of Miss</i>	<i>Never</i>	<i>One Time</i>	<i>2-5 Times</i>	<i>6 or More Times</i>
6th	14511	462	57.7	19.5	13.6	9.2
7th	18503	547	53.3	20.3	15.5	10.9
8th	23854	742	52.5	19.9	16.2	11.4
9th	19577	675	56.0	19.6	14.5	9.9
10th	24484	999	63.1	16.8	12.5	7.6
11th	16808	551	68.2	14.4	11.1	6.3
12th	15931	435	73.8	12.8	8.4	5.1
JrHs	56868	1751	54.1	19.9	15.3	10.7
SrHS	76800	2660	64.6	16.2	11.8	7.4
Total	133668	4411	60.1	17.8	13.3	8.8

4.111 - While at school have you been afraid a student may hurt you?

<i>Grade Level</i>	<i>N of Valid</i>	<i>N of Miss</i>	<i>Never</i>	<i>One Time</i>	<i>2-5 Times</i>	<i>6 or More Times</i>
6th	14527	446	70.5	16.8	7.3	5.3
7th	18481	569	70.1	17.4	7.8	4.7
8th	23814	782	71.3	16.8	7.4	4.5
9th	19548	704	73.2	16.1	6.7	3.9
10th	24459	1024	77.2	14.2	5.4	3.2
11th	16791	568	81.2	11.7	4.6	2.6
12th	15938	428	84.6	9.8	3.5	2.1
JrHs	56822	1797	70.7	17.0	7.5	4.8
SrHS	76736	2724	78.6	13.2	5.1	3.0
Total	133558	4521	75.2	14.9	6.2	3.8

4.112 - While at school have you been hurt by a student using a gun, knife or club?

<i>Grade Level</i>	<i>N of Valid</i>	<i>N of Miss</i>	<i>Never</i>	<i>One Time</i>	<i>2-5 Times</i>	<i>6 or More Times</i>
6th	14527	446	97.4	1.4	0.4	0.8
7th	18473	577	96.9	1.7	0.8	0.6
8th	23845	751	96.2	2.0	0.7	1.0
9th	19568	684	96.3	1.8	0.8	1.1
10th	24474	1009	96.5	1.7	0.7	1.1
11th	16799	560	96.9	1.4	0.6	1.1
12th	15931	435	97.0	1.3	0.5	1.1
JrHs	56845	1774	96.7	1.8	0.7	0.8
SrHS	76772	2688	96.6	1.6	0.7	1.1
Total	133617	4462	96.7	1.7	0.7	1.0

4.113 - While at school have you been hurt by a student who hit, slapped or kicked you?

<i>Grade Level</i>	<i>N of Valid</i>	<i>N of Miss</i>	<i>Never</i>	<i>One Time</i>	<i>2-5 Times</i>	<i>6 or More Times</i>
6th	14489	484	71.7	16.1	7.6	4.7
7th	18476	574	72.9	15.5	7.2	4.5
8th	23853	743	75.4	13.6	6.8	4.2
9th	19566	686	80.5	11.2	5.2	3.2
10th	24466	1017	85.5	8.4	3.5	2.6
11th	16795	564	88.3	6.8	2.9	2.1
12th	15926	440	90.9	5.2	2.0	1.9
JrHs	56818	1801	73.6	14.8	7.1	4.4
SrHS	76753	2707	85.9	8.1	3.5	2.5
Total	133571	4508	80.7	11.0	5.0	3.3

4.9. When Did You First

4.114 - When did you first smoke cigarettes?

<i>Grade Level</i>	<i>N of Valid</i>	<i>N of Miss</i>	<i>Never Used</i>	-10	10-11	12-13	14-15	16-17	18-19	20+
6th	14335	638	83.0	8.7	6.5	1.4	0.0	0.0	0.0	0.2
7th	18435	615	71.0	10.5	11.2	6.9	0.2	0.0	0.0	0.1
8th	23806	790	59.7	10.1	14.5	14.0	1.4	0.0	0.0	0.3
9th	19498	754	51.5	9.5	14.5	17.7	6.3	0.2	0.0	0.3
10th	24300	1183	47.5	7.8	12.4	19.4	11.3	1.3	0.0	0.2
11th	16718	641	44.1	6.5	11.0	18.9	13.8	5.4	0.1	0.3
12th	15840	526	40.4	5.9	9.3	17.8	14.8	10.9	0.8	0.2
JrHs	56576	2043	69.3	9.9	11.4	8.5	0.7	0.0	0.0	0.2
SrHS	76356	3104	46.3	7.5	12.0	18.5	11.3	3.9	0.2	0.2
Total	132932	5147	56.1	8.5	11.7	14.3	6.8	2.2	0.1	0.2

4.115 - When did you first use smokeless tobacco?

<i>Grade Level</i>	<i>N of Valid</i>	<i>N of Miss</i>	<i>Never Used</i>	-10	10-11	12-13	14-15	16-17	18-19	20+
6th	14300	673	96.2	2.1	1.1	0.4	0.0	0.0	0.0	0.1
7th	18358	692	93.5	2.4	2.3	1.5	0.1	0.0	0.0	0.1
8th	23683	913	90.4	2.8	3.1	2.9	0.6	0.0	0.0	0.2
9th	19399	853	86.8	3.2	3.2	4.2	2.1	0.1	0.1	0.2
10th	24145	1338	84.6	2.9	2.9	4.7	3.9	0.7	0.1	0.2
11th	16628	731	82.3	2.8	2.9	4.9	4.6	2.3	0.1	0.2
12th	15763	603	79.6	2.9	2.8	5.2	5.2	3.7	0.5	0.2
JrHs	56341	2278	92.9	2.5	2.3	1.8	0.3	0.0	0.0	0.2
SrHS	75935	3525	83.6	2.9	3.0	4.7	3.9	1.5	0.2	0.2
Total	132276	5803	87.6	2.7	2.7	3.5	2.3	0.9	0.1	0.2

4.116 - When did you first smoke cigars?

<i>Grade Level</i>	<i>N of Valid</i>	<i>N of Miss</i>	<i>Never Used</i>	-10	10-11	12-13	14-15	16-17	18-19	20+
6th	14243	730	94.2	2.6	2.2	0.7	0.1	0.0	0.0	0.1
7th	18276	774	88.7	3.0	4.4	3.6	0.1	0.0	0.0	0.1
8th	23607	989	81.5	3.0	6.0	7.8	1.4	0.0	0.0	0.2
9th	19340	912	74.5	3.0	5.6	10.4	6.1	0.2	0.1	0.2
10th	24089	1394	70.4	2.6	4.5	10.1	10.6	1.5	0.0	0.2
11th	16589	770	66.0	2.2	3.3	9.5	12.1	6.5	0.1	0.2
12th	15727	639	61.5	2.3	2.7	7.8	11.8	12.4	1.4	0.2
JrHs	56126	2493	87.1	2.9	4.5	4.6	0.6	0.0	0.0	0.2
SrHS	75745	3715	68.7	2.6	4.1	9.6	10.0	4.5	0.3	0.2
Total	131871	6208	76.5	2.7	4.3	7.5	6.0	2.6	0.2	0.2

4.117 - When did you first drink beer?

<i>Grade Level</i>	<i>N of Valid</i>	<i>N of Miss</i>	<i>Never Used</i>	<i>-10</i>	<i>10-11</i>	<i>12-13</i>	<i>14-15</i>	<i>16-17</i>	<i>18-19</i>	<i>20+</i>
6th	14246	727	81.2	10.0	6.9	1.7	0.1	0.0	0.0	0.2
7th	18279	771	71.9	11.1	9.5	6.9	0.4	0.0	0.0	0.2
8th	23682	914	58.2	11.7	12.7	14.7	2.5	0.1	0.0	0.2
9th	19372	880	47.7	10.4	11.3	19.0	10.9	0.4	0.0	0.2
10th	24118	1365	40.3	8.6	9.2	20.2	19.0	2.4	0.1	0.2
11th	16652	707	35.3	7.7	6.9	17.4	22.9	9.4	0.2	0.2
12th	15784	582	30.5	6.8	5.3	15.7	23.6	16.2	1.6	0.2
JrHs	56207	2412	68.5	11.1	10.2	8.8	1.2	0.0	0.0	0.2
SrHS	75926	3534	39.1	8.5	8.4	18.3	18.8	6.3	0.4	0.2
Total	132133	5946	51.6	9.6	9.2	14.3	11.3	3.6	0.3	0.2

4.118 - When did you first drink wine coolers?

<i>Grade Level</i>	<i>N of Valid</i>	<i>N of Miss</i>	<i>Never Used</i>	<i>-10</i>	<i>10-11</i>	<i>12-13</i>	<i>14-15</i>	<i>16-17</i>	<i>18-19</i>	<i>20+</i>
6th	14229	744	81.8	7.0	8.6	2.3	0.1	0.0	0.0	0.2
7th	18262	788	72.1	8.0	10.6	8.7	0.4	0.0	0.0	0.2
8th	23697	899	59.7	8.3	13.1	15.5	3.1	0.1	0.0	0.2
9th	19361	891	49.8	7.6	11.5	19.2	11.2	0.5	0.0	0.2
10th	24120	1363	44.6	6.2	9.2	19.3	18.1	2.3	0.0	0.2
11th	16626	733	39.7	5.3	6.7	17.0	21.7	9.1	0.3	0.2
12th	15779	587	36.6	4.5	5.3	14.3	21.8	15.7	1.6	0.1
JrHs	56188	2431	69.3	7.9	11.1	10.0	1.5	0.0	0.0	0.2
SrHS	75886	3574	43.2	6.0	8.4	17.7	17.9	6.1	0.4	0.2
Total	132074	6005	54.3	6.8	9.6	14.4	10.9	3.5	0.2	0.2

4.119 - When did you first drink liquor?

<i>Grade Level</i>	<i>N of Valid</i>	<i>N of Miss</i>	<i>Never Used</i>	<i>-10</i>	<i>10-11</i>	<i>12-13</i>	<i>14-15</i>	<i>16-17</i>	<i>18-19</i>	<i>20+</i>
6th	14221	752	91.2	3.5	3.8	1.2	0.1	0.1	0.0	0.2
7th	18303	747	83.5	4.6	5.5	5.9	0.3	0.0	0.0	0.1
8th	23644	952	69.4	5.3	8.6	13.4	3.1	0.1	0.0	0.2
9th	19357	895	56.3	5.4	7.7	17.2	12.6	0.5	0.1	0.2
10th	24112	1371	47.2	4.2	6.5	18.1	20.8	2.9	0.0	0.2
11th	16640	719	40.2	3.9	5.1	15.5	23.8	11.1	0.3	0.2
12th	15761	605	34.4	3.6	3.8	13.4	23.8	19.0	1.9	0.2
JrHs	56168	2451	79.5	4.6	6.3	7.8	1.4	0.1	0.0	0.2
SrHS	75870	3590	45.3	4.3	5.9	16.3	20.0	7.4	0.5	0.2
Total	132038	6041	59.9	4.5	6.1	12.7	12.1	4.3	0.3	0.2

4.120 - When did you first smoke marijuana?

<i>Grade Level</i>	<i>N of Valid</i>	<i>N of Miss</i>	<i>Never Used</i>	<i>-10</i>	<i>10-11</i>	<i>12-13</i>	<i>14-15</i>	<i>16-17</i>	<i>18-19</i>	<i>20+</i>
6th	14232	741	96.2	1.3	1.4	0.8	0.1	0.0	0.0	0.1
7th	18324	726	91.1	1.7	2.9	3.8	0.3	0.0	0.0	0.1
8th	23655	941	82.5	2.1	4.3	8.6	2.1	0.1	0.0	0.2
9th	19361	891	73.5	2.4	4.5	10.9	7.9	0.3	0.2	0.3
10th	24115	1368	65.9	2.1	4.3	12.2	13.4	1.8	0.1	0.2
11th	16628	731	61.1	1.8	3.3	11.2	15.5	6.8	0.2	0.2
12th	15772	594	56.7	1.8	2.6	9.7	16.5	11.3	1.1	0.2
JrHs	56211	2408	88.8	1.8	3.1	5.1	1.0	0.0	0.0	0.2
SrHS	75876	3584	64.9	2.0	3.8	11.1	13.1	4.5	0.3	0.2
Total	132087	5992	75.1	1.9	3.5	8.5	8.0	2.6	0.2	0.2

4.121 - When did you first use cocaine?

<i>Grade Level</i>	<i>N of Valid</i>	<i>N of Miss</i>	<i>Never Used</i>	<i>-10</i>	<i>10-11</i>	<i>12-13</i>	<i>14-15</i>	<i>16-17</i>	<i>18-19</i>	<i>20+</i>
6th	14237	736	98.2	0.8	0.4	0.3	0.0	0.0	0.0	0.2
7th	18311	739	97.9	0.6	0.6	0.7	0.1	0.0	0.0	0.1
8th	23638	958	96.5	0.7	0.7	1.3	0.5	0.0	0.0	0.2
9th	19346	906	95.1	1.0	0.5	1.2	1.6	0.2	0.1	0.3
10th	24100	1383	94.1	1.0	0.5	1.2	2.2	0.7	0.1	0.2
11th	16605	754	92.9	0.9	0.4	1.2	2.2	2.2	0.1	0.2
12th	15752	614	90.8	1.2	0.4	1.0	2.1	3.8	0.5	0.2
JrHs	56186	2433	97.4	0.7	0.6	0.8	0.3	0.0	0.0	0.2
SrHS	75803	3657	93.4	1.0	0.5	1.2	2.0	1.5	0.2	0.2
Total	131989	6090	95.1	0.9	0.5	1.0	1.3	0.9	0.1	0.2

4.122 - When did you first use uppers?

<i>Grade Level</i>	<i>N of Valid</i>	<i>N of Miss</i>	<i>Never Used</i>	<i>-10</i>	<i>10-11</i>	<i>12-13</i>	<i>14-15</i>	<i>16-17</i>	<i>18-19</i>	<i>20+</i>
6th	14108	865	98.0	1.0	0.5	0.2	0.1	0.0	0.0	0.1
7th	18256	794	97.1	1.1	0.7	0.9	0.1	0.0	0.0	0.1
8th	23600	996	95.4	0.9	1.1	1.8	0.5	0.0	0.1	0.2
9th	19326	926	93.2	1.2	1.0	2.0	2.1	0.1	0.1	0.2
10th	24087	1396	91.4	1.2	0.9	2.4	3.2	0.6	0.1	0.2
11th	16597	762	90.3	1.0	0.6	1.9	3.7	2.2	0.1	0.2
12th	15741	625	88.9	1.2	0.5	1.5	3.6	3.6	0.5	0.2
JrHs	55964	2655	96.6	1.0	0.8	1.1	0.3	0.0	0.0	0.1
SrHS	75751	3709	91.1	1.1	0.8	2.0	3.1	1.5	0.2	0.2
Total	131715	6364	93.4	1.1	0.8	1.6	1.9	0.9	0.1	0.2

4.123 - When did you first use downers?

<i>Grade Level</i>	<i>N of Valid</i>	<i>N of Miss</i>	<i>Never Used</i>	<i>-10</i>	<i>10-11</i>	<i>12-13</i>	<i>14-15</i>	<i>16-17</i>	<i>18-19</i>	<i>20+</i>
6th	14078	895	98.1	1.0	0.5	0.2	0.1	0.1	0.0	0.1
7th	18223	827	97.6	0.8	0.6	0.7	0.1	0.0	0.0	0.1
8th	23590	1006	96.1	0.9	0.9	1.3	0.5	0.1	0.0	0.2
9th	19340	912	94.5	1.0	0.8	1.8	1.5	0.2	0.1	0.2
10th	24062	1421	93.3	0.9	0.8	2.0	2.3	0.5	0.0	0.2
11th	16599	760	92.8	0.9	0.6	1.5	2.8	1.3	0.0	0.2
12th	15732	634	91.4	1.1	0.6	1.2	2.6	2.6	0.3	0.2
JrHs	55891	2728	97.1	0.9	0.7	0.8	0.2	0.0	0.0	0.1
SrHS	75733	3727	93.1	1.0	0.7	1.6	2.3	1.0	0.1	0.2
Total	131624	6455	94.8	0.9	0.7	1.3	1.4	0.6	0.1	0.2

4.124 - When did you first use inhalants?

<i>Grade Level</i>	<i>N of Valid</i>	<i>N of Miss</i>	<i>Never Used</i>	<i>-10</i>	<i>10-11</i>	<i>12-13</i>	<i>14-15</i>	<i>16-17</i>	<i>18-19</i>	<i>20+</i>
6th	14161	812	95.5	2.3	1.5	0.4	0.1	0.0	0.0	0.1
7th	18267	783	94.1	2.1	1.9	1.6	0.2	0.0	0.0	0.1
8th	23624	972	93.1	2.0	2.0	2.1	0.5	0.0	0.0	0.2
9th	19328	924	93.2	1.9	1.3	2.0	1.2	0.1	0.0	0.3
10th	24072	1411	93.5	1.4	1.0	1.9	1.5	0.4	0.0	0.2
11th	16586	773	93.5	1.2	0.7	1.5	2.0	0.9	0.0	0.2
12th	15740	626	92.9	1.5	0.7	1.4	1.8	1.4	0.3	0.2
JrHs	56052	2567	94.1	2.1	1.9	1.5	0.3	0.0	0.0	0.2
SrHS	75726	3734	93.3	1.5	0.9	1.7	1.6	0.6	0.1	0.2
Total	131778	6301	93.6	1.8	1.3	1.6	1.0	0.4	0.1	0.2

4.125 - When did you first use hallucinogens?

<i>Grade Level</i>	<i>N of Valid</i>	<i>N of Miss</i>	<i>Never Used</i>	<i>-10</i>	<i>10-11</i>	<i>12-13</i>	<i>14-15</i>	<i>16-17</i>	<i>18-19</i>	<i>20+</i>
6th	14067	906	98.3	0.9	0.3	0.2	0.1	0.1	0.0	0.1
7th	18228	822	98.0	0.6	0.5	0.6	0.1	0.0	0.0	0.1
8th	23595	1001	96.2	0.8	0.7	1.4	0.6	0.0	0.0	0.2
9th	19315	937	94.2	1.0	0.6	1.7	2.1	0.2	0.1	0.2
10th	24067	1416	91.8	0.9	0.5	1.9	3.6	0.9	0.0	0.2
11th	16593	766	89.9	0.9	0.5	1.5	3.6	3.3	0.1	0.2
12th	15735	631	87.1	1.1	0.5	1.3	3.9	5.2	0.7	0.2
JrHs	55890	2729	97.3	0.8	0.5	0.8	0.3	0.0	0.0	0.2
SrHS	75710	3750	91.0	1.0	0.5	1.6	3.3	2.1	0.2	0.2
Total	131600	6479	93.7	0.9	0.5	1.3	2.0	1.2	0.1	0.2

4.126 - When did you first use heroin?

<i>Grade Level</i>	<i>N of Valid</i>	<i>N of Miss</i>	<i>Never Used</i>	<i>-10</i>	<i>10-11</i>	<i>12-13</i>	<i>14-15</i>	<i>16-17</i>	<i>18-19</i>	<i>20+</i>
6th	14105	868	98.4	0.8	0.3	0.2	0.1	0.0	0.0	0.2
7th	18209	841	98.5	0.5	0.4	0.4	0.1	0.0	0.0	0.1
8th	23573	1023	97.6	0.7	0.5	0.6	0.3	0.1	0.0	0.2
9th	19301	951	97.0	0.9	0.4	0.7	0.6	0.1	0.1	0.2
10th	24048	1435	96.8	0.8	0.4	0.6	0.8	0.3	0.1	0.2
11th	16599	760	96.6	0.9	0.3	0.5	0.8	0.7	0.1	0.2
12th	15729	637	96.0	1.1	0.3	0.5	0.8	0.8	0.3	0.2
JrHs	55887	2732	98.1	0.7	0.4	0.4	0.2	0.0	0.0	0.2
SrHS	75677	3783	96.6	0.9	0.4	0.6	0.7	0.5	0.1	0.2
Total	131564	6515	97.3	0.8	0.4	0.5	0.5	0.3	0.1	0.2

4.127 - When did you first use steroids?

<i>Grade Level</i>	<i>N of Valid</i>	<i>N of Miss</i>	<i>Never Used</i>	<i>-10</i>	<i>10-11</i>	<i>12-13</i>	<i>14-15</i>	<i>16-17</i>	<i>18-19</i>	<i>20+</i>
6th	14027	946	97.9	1.0	0.6	0.3	0.0	0.0	0.0	0.2
7th	18135	915	97.7	0.8	0.6	0.6	0.1	0.1	0.0	0.1
8th	23507	1089	97.2	0.9	0.6	0.8	0.3	0.1	0.0	0.2
9th	19228	1024	96.8	1.1	0.4	0.7	0.7	0.1	0.0	0.3
10th	23942	1541	96.9	0.9	0.3	0.5	0.8	0.3	0.1	0.2
11th	16540	819	97.1	0.8	0.3	0.4	0.6	0.6	0.1	0.2
12th	15679	687	96.7	1.1	0.2	0.4	0.4	0.8	0.3	0.2
JrHs	55669	2950	97.6	0.9	0.6	0.6	0.1	0.1	0.0	0.2
SrHS	75389	4071	96.9	0.9	0.3	0.5	0.6	0.4	0.1	0.2
Total	131058	7021	97.2	0.9	0.4	0.5	0.4	0.3	0.1	0.2

4.10. How Easy Is It To Get

4.128 - How easy is it to get cigarettes?

<i>Grade Level</i>	<i>N of Valid</i>	<i>N of Miss</i>	<i>Cannot Get</i>	<i>Very Difficult</i>	<i>Fairly Difficult</i>	<i>Fairly Easy</i>	<i>Very Easy</i>
6th	14108	865	57.1	6.4	6.0	12.4	18.2
7th	18035	1015	43.9	5.2	7.2	17.0	26.7
8th	23444	1152	29.8	3.4	6.5	21.8	38.5
9th	19151	1101	21.1	2.0	4.8	21.7	50.3
10th	23927	1556	14.9	1.5	3.4	21.3	58.9
11th	16530	829	12.0	1.0	2.8	18.7	65.5
12th	15710	656	7.5	0.6	1.3	13.0	77.5
JrHs	55587	3032	41.3	4.7	6.6	17.8	29.5
SrHS	75318	4142	14.3	1.3	3.2	19.1	62.0
Total	130905	7174	25.8	2.8	4.6	18.6	48.2

4.129 - How easy is it to get smokeless tobacco?

<i>Grade Level</i>	<i>N of Valid</i>	<i>N of Miss</i>	<i>Cannot Get</i>	<i>Very Difficult</i>	<i>Fairly Difficult</i>	<i>Fairly Easy</i>	<i>Very Easy</i>
6th	13833	1140	73.7	6.3	6.1	6.1	7.8
7th	17873	1177	64.1	6.2	7.7	9.9	12.2
8th	23170	1426	50.1	5.5	9.3	15.4	19.6
9th	18888	1364	38.8	3.6	8.4	18.7	30.6
10th	23592	1891	28.4	2.8	7.5	21.6	39.7
11th	16280	1079	23.7	1.8	5.5	20.7	48.3
12th	15509	857	15.6	1.2	3.6	15.6	63.9
JrHs	54876	3743	60.6	5.9	8.0	11.3	14.2
SrHS	74269	5191	27.3	2.4	6.5	19.4	44.3
Total	129145	8934	41.5	3.9	7.1	16.0	31.5

4.130 - How easy is it to get cigars?

<i>Grade Level</i>	<i>N of Valid</i>	<i>N of Miss</i>	<i>Cannot Get</i>	<i>Very Difficult</i>	<i>Fairly Difficult</i>	<i>Fairly Easy</i>	<i>Very Easy</i>
6th	13812	1161	70.9	6.4	6.1	7.3	9.4
7th	17840	1210	60.2	6.7	8.0	10.8	14.2
8th	23151	1445	45.5	6.2	10.0	16.0	22.3
9th	18914	1338	33.5	4.2	9.8	19.8	32.8
10th	23598	1885	24.7	3.3	9.2	22.2	40.6
11th	16292	1067	19.5	2.3	7.0	21.3	49.9
12th	15525	841	13.0	1.2	4.3	16.7	64.8
JrHs	54803	3816	56.7	6.4	8.4	12.1	16.4
SrHS	74329	5131	23.4	2.9	7.8	20.2	45.7
Total	129132	8947	37.5	4.4	8.1	16.8	33.3

4.131 - How easy is it to get beer?

<i>Grade Level</i>	<i>N of Valid</i>	<i>N of Miss</i>	<i>Cannot Get</i>	<i>Very Difficult</i>	<i>Fairly Difficult</i>	<i>Fairly Easy</i>	<i>Very Easy</i>
6th	14012	961	58.0	7.3	6.5	10.4	17.8
7th	17890	1160	47.0	6.8	8.1	14.5	23.6
8th	23289	1307	32.2	5.1	8.6	18.9	35.1
9th	19029	1223	22.7	3.4	8.5	23.0	42.4
10th	23776	1707	15.8	2.6	7.5	25.0	49.0
11th	16458	901	12.6	2.3	6.6	26.9	51.6
12th	15642	724	9.1	1.7	6.3	29.2	53.6
JrHs	55191	3428	43.6	6.2	7.9	15.4	27.0
SrHS	74905	4555	15.5	2.6	7.3	25.8	48.9
Total	130096	7983	27.4	4.1	7.6	21.4	39.6

4.132 - How easy is it to get wine coolers?

<i>Grade Level</i>	<i>N of Valid</i>	<i>N of Miss</i>	<i>Cannot Get</i>	<i>Very Difficult</i>	<i>Fairly Difficult</i>	<i>Fairly Easy</i>	<i>Very Easy</i>
6th	13954	1019	62.9	7.1	6.9	9.3	13.8
7th	17875	1175	51.1	6.7	8.7	13.5	20.1
8th	23219	1377	35.0	5.6	9.9	18.4	31.0
9th	18983	1269	24.5	4.0	9.2	22.5	39.7
10th	23688	1795	17.3	2.9	8.0	25.6	46.1
11th	16414	945	13.7	2.4	6.9	26.9	50.1
12th	15594	772	10.0	1.8	6.4	29.1	52.8
JrHs	55048	3571	47.3	6.4	8.7	14.5	23.1
SrHS	74679	4781	16.8	2.8	7.8	25.8	46.7
Total	129727	8352	29.7	4.3	8.2	21.0	36.7

4.133 - How easy is it to get liquor?

<i>Grade Level</i>	<i>N of Valid</i>	<i>N of Miss</i>	<i>Cannot Get</i>	<i>Very Difficult</i>	<i>Fairly Difficult</i>	<i>Fairly Easy</i>	<i>Very Easy</i>
6th	13940	1033	69.3	7.1	6.1	6.6	10.8
7th	17840	1210	58.4	7.1	7.7	10.0	16.8
8th	23198	1398	39.9	6.6	9.6	15.9	27.9
9th	18952	1300	27.7	5.0	9.7	20.9	36.7
10th	23685	1798	19.1	3.9	9.5	24.1	43.5
11th	16384	975	14.7	3.1	8.6	26.1	47.5
12th	15596	770	10.7	2.5	8.1	29.3	49.4
JrHs	54978	3641	53.3	6.9	8.1	11.7	20.0
SrHS	74617	4843	18.6	3.7	9.0	24.8	43.9
Total	129595	8484	33.3	5.1	8.6	19.2	33.7

4.134 - How easy is it to get marijuana?

<i>Grade Level</i>	<i>N of Valid</i>	<i>N of Miss</i>	<i>Cannot Get</i>	<i>Very Difficult</i>	<i>Fairly Difficult</i>	<i>Fairly Easy</i>	<i>Very Easy</i>
6th	13942	1031	79.0	7.7	3.9	3.3	6.1
7th	17823	1227	68.0	7.9	6.1	6.8	11.4
8th	23135	1461	50.9	8.1	9.1	12.1	19.8
9th	18883	1369	35.6	6.1	9.6	16.9	31.7
10th	23566	1917	25.5	4.9	9.8	20.7	39.1
11th	16286	1073	21.2	3.7	8.8	22.5	43.7
12th	15502	864	16.6	3.2	8.4	25.6	46.3
JrHs	54900	3719	63.6	7.9	6.8	8.1	13.6
SrHS	74237	5223	25.3	4.6	9.2	21.2	39.7
Total	129137	8942	41.6	6.0	8.2	15.6	28.6

4.135 - How easy is it to get cocaine?

<i>Grade Level</i>	<i>N of Valid</i>	<i>N of Miss</i>	<i>Cannot Get</i>	<i>Very Difficult</i>	<i>Fairly Difficult</i>	<i>Fairly Easy</i>	<i>Very Easy</i>
6th	13924	1049	81.9	7.6	3.4	2.4	4.7
7th	17772	1278	76.2	8.1	5.1	4.3	6.4
8th	23053	1543	64.1	10.9	8.9	6.7	9.4
9th	18727	1525	52.9	11.0	12.5	9.9	13.7
10th	23330	2153	43.4	12.3	16.3	12.9	15.1
11th	16101	1258	39.6	11.2	16.9	15.0	17.2
12th	15290	1076	35.0	11.7	18.5	17.1	17.8
JrHs	54749	3870	72.5	9.2	6.3	4.8	7.2
SrHS	73448	6012	43.2	11.6	15.9	13.5	15.8
Total	128197	9882	55.7	10.6	11.8	9.8	12.1

4.136 - How easy is it to get uppers?

<i>Grade Level</i>	<i>N of Valid</i>	<i>N of Miss</i>	<i>Cannot Get</i>	<i>Very Difficult</i>	<i>Fairly Difficult</i>	<i>Fairly Easy</i>	<i>Very Easy</i>
6th	13766	1207	82.2	6.1	3.9	2.9	4.9
7th	17733	1317	76.1	7.3	5.0	4.6	6.9
8th	23008	1588	64.1	9.3	8.6	7.7	10.3
9th	18710	1542	53.2	9.4	11.4	11.2	14.8
10th	23301	2182	42.6	10.2	14.8	14.4	18.0
11th	16089	1270	39.2	9.1	15.0	16.7	20.0
12th	15276	1090	34.5	9.3	15.9	18.9	21.3
JrHs	54507	4112	72.6	7.9	6.2	5.5	7.8
SrHS	73376	6084	42.9	9.6	14.2	15.0	18.3
Total	127883	10196	55.6	8.8	10.8	11.0	13.8

4.137 - How easy is it to get downers?

<i>Grade Level</i>	<i>N of Valid</i>	<i>N of Miss</i>	<i>Cannot Get</i>	<i>Very Difficult</i>	<i>Fairly Difficult</i>	<i>Fairly Easy</i>	<i>Very Easy</i>
6th	13769	1204	82.0	6.2	3.9	2.9	5.0
7th	17699	1351	76.3	7.3	5.1	4.5	6.8
8th	22990	1606	64.3	9.3	8.6	7.6	10.2
9th	18709	1543	53.5	9.5	11.0	11.3	14.7
10th	23272	2211	43.1	10.1	14.9	14.3	17.7
11th	16061	1298	40.0	9.2	15.0	16.6	19.1
12th	15262	1104	35.3	9.3	16.3	18.8	20.4
JrHs	54458	4161	72.7	7.9	6.2	5.4	7.8
SrHS	73304	6156	43.5	9.6	14.2	15.0	17.8
Total	127762	10317	55.9	8.9	10.8	10.9	13.5

4.138 - How easy is it to get inhalants?

<i>Grade Level</i>	<i>N of Valid</i>	<i>N of Miss</i>	<i>Cannot Get</i>	<i>Very Difficult</i>	<i>Fairly Difficult</i>	<i>Fairly Easy</i>	<i>Very Easy</i>
6th	13829	1144	71.5	4.2	2.5	3.5	18.4
7th	17741	1309	65.2	3.9	3.0	4.7	23.2
8th	23011	1585	54.8	4.8	4.4	6.5	29.4
9th	18715	1537	46.9	5.3	6.0	8.3	33.5
10th	23292	2191	38.4	5.9	7.7	10.2	37.9
11th	16070	1289	35.9	5.4	8.1	11.6	39.0
12th	15263	1103	31.5	5.9	8.4	13.3	40.9
JrHs	54581	4038	62.4	4.4	3.5	5.2	24.6
SrHS	73340	6120	38.6	5.6	7.5	10.7	37.6
Total	127921	10158	48.7	5.1	5.8	8.3	32.1

4.139 - How easy is it to get hallucinogens?

<i>Grade Level</i>	<i>N of Valid</i>	<i>N of Miss</i>	<i>Cannot Get</i>	<i>Very Difficult</i>	<i>Fairly Difficult</i>	<i>Fairly Easy</i>	<i>Very Easy</i>
6th	13700	1273	83.3	6.7	3.6	2.2	4.3
7th	17709	1341	78.1	7.3	5.0	3.7	5.9
8th	22942	1654	66.4	10.3	8.3	6.1	8.9
9th	18676	1576	55.1	10.8	11.3	9.7	13.2
10th	23265	2218	44.4	12.0	14.7	12.9	16.0
11th	16067	1292	40.5	11.1	15.6	15.0	17.8
12th	15266	1100	35.1	11.4	16.6	17.6	19.3
JrHs	54351	4268	74.5	8.4	6.0	4.3	6.8
SrHS	73274	6186	44.3	11.4	14.4	13.5	16.4
Total	127625	10454	57.2	10.1	10.8	9.6	12.3

4.140 - How easy is it to get heroin?

<i>Grade Level</i>	<i>N of Valid</i>	<i>N of Miss</i>	<i>Cannot Get</i>	<i>Very Difficult</i>	<i>Fairly Difficult</i>	<i>Fairly Easy</i>	<i>Very Easy</i>
6th	13774	1199	83.5	6.9	3.3	2.1	4.2
7th	17742	1308	78.5	7.9	4.6	3.5	5.5
8th	22953	1643	68.1	11.2	7.5	5.3	8.0
9th	18670	1582	57.9	12.5	10.7	7.7	11.2
10th	23253	2230	48.6	15.0	14.4	9.7	12.3
11th	16031	1328	45.2	14.5	15.5	11.0	13.6
12th	15242	1124	41.0	15.3	17.0	12.6	14.0
JrHs	54469	4150	75.4	9.1	5.5	3.9	6.2
SrHS	73196	6264	48.6	14.3	14.3	10.1	12.7
Total	127665	10414	60.0	12.1	10.5	7.5	9.9

4.141 - How easy is it to get steroids?

<i>Grade Level</i>	<i>N of Valid</i>	<i>N of Miss</i>	<i>Cannot Get</i>	<i>Very Difficult</i>	<i>Fairly Difficult</i>	<i>Fairly Easy</i>	<i>Very Easy</i>
6th	13581	1392	81.2	6.4	3.8	3.2	5.3
7th	17647	1403	75.7	7.1	5.5	4.7	7.0
8th	22905	1691	65.3	9.4	8.4	7.0	9.8
9th	18619	1633	55.5	10.0	11.2	9.8	13.6
10th	23114	2369	45.2	11.0	14.6	12.9	16.3
11th	15990	1369	42.5	10.4	14.5	14.6	17.9
12th	15190	1176	38.3	11.0	15.9	15.9	18.9
JrHs	54133	4486	72.7	7.9	6.3	5.3	7.8
SrHS	72913	6547	45.8	10.6	14.0	13.1	16.5
Total	127046	11033	57.2	9.5	10.7	9.8	12.8

4.11. Frequency of Use

4.142 - Frequency of Use -- Cigarettes

<i>Grade Level</i>	<i>N of Valid</i>	<i>N of Miss</i>	<i>Daily Use</i>	<i>Weekly Use</i>	<i>Monthly Use</i>	<i>Annual Use</i>
6th	14743	230	1.8	3.9	5.4	13.4
7th	18784	266	3.8	8.5	11.5	24.6
8th	24245	351	7.4	14.2	19.2	35.3
9th	19978	274	11.9	20.4	25.9	42.8
10th	25124	359	15.8	24.0	29.6	45.5
11th	17132	227	19.2	27.6	33.1	47.8
12th	16203	163	23.3	32.1	37.5	51.4
JrHs	57772	847	4.8	9.7	13.2	26.2
SrHS	78437	1023	17.1	25.5	31.1	46.5
Total	136209	1870	11.9	18.8	23.5	37.9

4.143 - Frequency of Use -- Smokeless Tobacco

<i>Grade Level</i>	<i>N of Valid</i>	<i>N of Miss</i>	<i>Daily Use</i>	<i>Weekly Use</i>	<i>Monthly Use</i>	<i>Annual Use</i>
6th	14552	421	0.9	1.4	1.7	3.4
7th	18705	345	0.8	1.8	2.6	5.8
8th	24145	451	1.4	2.9	4.2	8.5
9th	19889	363	2.1	4.0	5.8	11.3
10th	25022	461	2.5	4.6	6.5	12.6
11th	17084	275	3.0	5.3	7.2	13.6
12th	16162	204	3.8	6.2	8.6	14.9
JrHs	57402	1217	1.1	2.2	3.0	6.3
SrHS	78157	1303	2.8	4.9	6.9	13.0
Total	135559	2520	2.1	3.8	5.3	10.1

4.144 - Frequency of Use -- Cigars

<i>Grade Level</i>	<i>N of Valid</i>	<i>N of Miss</i>	<i>Daily Use</i>	<i>Weekly Use</i>	<i>Monthly Use</i>	<i>Annual Use</i>
6th	14481	492	0.9	1.4	2.0	5.5
7th	18633	417	0.7	2.1	3.8	10.6
8th	24013	583	1.2	3.6	7.0	17.6
9th	19831	421	1.6	5.4	10.5	24.0
10th	24894	589	1.4	5.3	11.7	27.9
11th	17029	330	1.8	5.9	13.3	31.5
12th	16130	236	2.0	6.2	14.8	35.4
JrHs	57127	1492	1.0	2.6	4.7	12.2
SrHS	77884	1576	1.7	5.6	12.4	29.2
Total	135011	3068	1.4	4.3	9.1	22.0

4.145 - Frequency of Use -- Beer

<i>Grade Level</i>	<i>N of Valid</i>	<i>N of Miss</i>	<i>Daily Use</i>	<i>Weekly Use</i>	<i>Monthly Use</i>	<i>Annual Use</i>
6th	14607	366	1.0	2.3	4.0	17.7
7th	18627	423	1.0	4.0	8.1	26.6
8th	24015	581	1.6	7.4	15.5	39.2
9th	19809	443	2.0	12.2	23.6	48.3
10th	24949	534	2.1	14.9	29.9	55.0
11th	17050	309	2.4	18.7	34.9	58.9
12th	16130	236	3.1	22.1	39.9	63.2
JrHs	57249	1370	1.3	5.0	10.2	29.6
SrHS	77938	1522	2.3	16.5	31.5	55.9
Total	135187	2892	1.9	11.7	22.5	44.7

4.146 - Frequency of Use -- Wine Coolers

<i>Grade Level</i>	<i>N of Valid</i>	<i>N of Miss</i>	<i>Daily Use</i>	<i>Weekly Use</i>	<i>Monthly Use</i>	<i>Annual Use</i>
6th	14595	378	1.0	2.2	4.1	19.2
7th	18615	435	1.2	4.0	8.0	29.0
8th	23970	626	1.6	6.5	14.0	40.1
9th	19849	403	1.7	8.7	20.0	48.2
10th	24923	560	1.6	8.8	22.3	51.4
11th	17037	322	1.7	9.8	24.6	54.0
12th	16117	249	1.9	9.4	25.5	55.1
JrHs	57180	1439	1.3	4.6	9.6	31.2
SrHS	77926	1534	1.7	9.2	22.9	52.0
Total	135106	2973	1.5	7.2	17.2	43.2

4.147 - Frequency of Use -- Liquor

<i>Grade Level</i>	<i>N of Valid</i>	<i>N of Miss</i>	<i>Daily Use</i>	<i>Weekly Use</i>	<i>Monthly Use</i>	<i>Annual Use</i>
6th	14531	442	1.0	1.7	2.7	9.3
7th	18582	468	0.9	3.1	5.7	17.3
8th	23933	663	1.6	6.4	13.1	31.3
9th	19795	457	2.0	10.1	20.9	43.5
10th	24864	619	2.0	12.0	26.8	51.8
11th	17004	355	2.1	14.2	31.4	57.0
12th	16104	262	2.4	15.3	35.3	61.9
JrHs	57046	1573	1.2	4.1	8.0	21.1
SrHS	77767	1693	2.1	12.7	28.1	52.9
Total	134813	3266	1.7	9.1	19.6	39.5

4.148 - Frequency of Use -- Marijuana

<i>Grade Level</i>	<i>N of Valid</i>	<i>N of Miss</i>	<i>Daily Use</i>	<i>Weekly Use</i>	<i>Monthly Use</i>	<i>Annual Use</i>
6th	14514	459	1.1	1.7	2.2	3.8
7th	18542	508	1.4	3.5	4.8	8.9
8th	23950	646	2.7	7.1	10.3	17.0
9th	19769	483	4.3	11.3	16.6	25.5
10th	24843	640	5.5	13.4	20.0	32.1
11th	16994	365	6.6	15.0	22.2	35.2
12th	16093	273	7.2	15.9	23.1	37.8
JrHs	57006	1613	1.9	4.5	6.5	11.0
SrHS	77699	1761	5.8	13.7	20.3	32.3
Total	134705	3374	4.1	9.8	14.4	23.3

4.149 - Frequency of Use -- Cocaine

<i>Grade Level</i>	<i>N of Valid</i>	<i>N of Miss</i>	<i>Daily Use</i>	<i>Weekly Use</i>	<i>Monthly Use</i>	<i>Annual Use</i>
6th	14515	458	0.8	1.0	1.2	1.7
7th	18554	496	0.5	0.8	1.1	2.2
8th	23921	675	0.8	1.4	2.0	3.7
9th	19730	522	0.9	1.7	2.7	4.7
10th	24790	693	1.3	2.0	3.0	5.7
11th	16983	376	1.3	2.2	3.4	6.7
12th	16078	288	1.5	2.6	4.1	8.0
JrHs	56990	1629	0.7	1.1	1.5	2.7
SrHS	77581	1879	1.3	2.1	3.2	6.1
Total	134571	3508	1.0	1.7	2.5	4.7

4.150 - Frequency of Use -- Uppers

<i>Grade Level</i>	<i>N of Valid</i>	<i>N of Miss</i>	<i>Daily Use</i>	<i>Weekly Use</i>	<i>Monthly Use</i>	<i>Annual Use</i>
6th	14352	621	0.9	1.2	1.5	2.2
7th	18438	612	0.7	1.2	1.7	3.0
8th	23838	758	1.1	1.9	2.9	5.3
9th	19682	570	1.1	2.3	3.9	7.3
10th	24746	737	1.5	3.0	5.0	9.2
11th	16937	422	1.6	3.1	5.4	9.9
12th	16038	328	1.7	3.3	5.8	10.9
JrHs	56628	1991	0.9	1.5	2.1	3.8
SrHS	77403	2057	1.5	2.9	5.0	9.2
Total	134031	4048	1.2	2.3	3.8	6.9

4.151 - Frequency of Use -- Downers

<i>Grade Level</i>	<i>N of Valid</i>	<i>N of Miss</i>	<i>Daily Use</i>	<i>Weekly Use</i>	<i>Monthly Use</i>	<i>Annual Use</i>
6th	14321	652	0.8	1.0	1.4	2.1
7th	18450	600	0.5	0.9	1.3	2.5
8th	23815	781	0.9	1.5	2.3	4.2
9th	19662	590	1.1	1.9	3.3	5.8
10th	24722	761	1.2	2.4	4.1	7.0
11th	16934	425	1.3	2.3	4.2	7.2
12th	16046	320	1.4	2.6	4.5	8.3
JrHs	56586	2033	0.8	1.2	1.7	3.1
SrHS	77364	2096	1.2	2.3	4.0	7.0
Total	133950	4129	1.0	1.8	3.1	5.3

4.152 - Frequency of Use -- Inhalants

<i>Grade Level</i>	<i>N of Valid</i>	<i>N of Miss</i>	<i>Daily Use</i>	<i>Weekly Use</i>	<i>Monthly Use</i>	<i>Annual Use</i>
6th	14436	537	1.0	1.5	2.1	5.4
7th	18469	581	0.7	1.6	2.5	6.9
8th	23879	717	1.0	2.0	3.3	7.9
9th	19701	551	1.0	1.8	3.2	7.2
10th	24731	752	1.1	1.9	3.0	6.5
11th	16909	450	1.2	1.9	2.9	6.2
12th	16051	315	1.3	2.0	3.0	6.0
JrHs	56784	1835	0.9	1.7	2.7	7.0
SrHS	77392	2068	1.1	1.9	3.0	6.5
Total	134176	3903	1.0	1.8	2.9	6.7

4.153 - Frequency of Use -- Hallucinogens

<i>Grade Level</i>	<i>N of Valid</i>	<i>N of Miss</i>	<i>Daily Use</i>	<i>Weekly Use</i>	<i>Monthly Use</i>	<i>Annual Use</i>
6th	14288	685	0.8	1.0	1.2	1.7
7th	18419	631	0.5	0.8	1.2	2.0
8th	23781	815	0.9	1.5	2.3	4.1
9th	19658	594	0.9	1.8	3.3	5.9
10th	24687	796	1.2	2.2	4.1	8.2
11th	16904	455	1.3	2.3	4.4	9.8
12th	16031	335	1.4	2.6	5.2	12.0
JrHs	56488	2131	0.7	1.1	1.7	2.8
SrHS	77280	2180	1.2	2.2	4.2	8.8
Total	133768	4311	1.0	1.7	3.1	6.3

4.154 - Frequency of Use -- Heroin

<i>Grade Level</i>	<i>N of Valid</i>	<i>N of Miss</i>	<i>Daily Use</i>	<i>Weekly Use</i>	<i>Monthly Use</i>	<i>Annual Use</i>
6th	14348	625	0.8	1.0	1.2	1.5
7th	18436	614	0.5	0.8	0.9	1.6
8th	23759	837	0.8	1.1	1.5	2.4
9th	19683	569	0.9	1.3	1.8	2.8
10th	24702	781	1.1	1.5	2.0	3.1
11th	16895	464	1.2	1.5	2.1	3.1
12th	16012	354	1.4	2.0	2.4	3.6
JrHs	56543	2076	0.7	1.0	1.2	1.9
SrHS	77292	2168	1.1	1.6	2.0	3.1
Total	133835	4244	0.9	1.3	1.7	2.6

4.155 - Frequency of Use -- Steroids

<i>Grade Level</i>	<i>N of Valid</i>	<i>N of Miss</i>	<i>Daily Use</i>	<i>Weekly Use</i>	<i>Monthly Use</i>	<i>Annual Use</i>
6th	14182	791	0.9	1.2	1.4	2.5
7th	18407	643	0.7	1.0	1.3	2.5
8th	23730	866	0.9	1.4	1.7	2.9
9th	19661	591	1.1	1.6	2.0	3.3
10th	24664	819	1.3	1.6	2.1	3.1
11th	16875	484	1.2	1.6	2.0	3.0
12th	16019	347	1.5	2.0	2.4	3.2
JrHs	56319	2300	0.8	1.2	1.5	2.7
SrHS	77219	2241	1.2	1.7	2.1	3.1
Total	133538	4541	1.1	1.5	1.8	3.0

4.156 - Frequency of Use -- Tobacco

<i>Grade Level</i>	<i>N of Valid</i>	<i>N of Miss</i>	<i>Daily Use</i>	<i>Weekly Use</i>	<i>Monthly Use</i>	<i>Annual Use</i>
6th	14840	133	1.9	4.2	5.8	15.0
7th	18877	173	4.1	9.3	12.8	27.3
8th	24366	230	8.0	15.6	21.1	38.7
9th	20065	187	13.1	22.7	29.0	47.4
10th	25226	257	17.0	26.3	32.9	50.8
11th	17201	158	20.9	30.3	36.9	54.0
12th	16249	117	25.3	34.9	41.9	58.4
JrHs	58083	536	5.2	10.6	14.5	28.9
SrHS	78741	719	18.6	28.0	34.6	52.2
Total	136824	1255	12.9	20.7	26.1	42.3

4.157 - Frequency of Use -- Alcohol

<i>Grade Level</i>	<i>N of Valid</i>	<i>N of Miss</i>	<i>Daily Use</i>	<i>Weekly Use</i>	<i>Monthly Use</i>	<i>Annual Use</i>
6th	14777	196	1.2	3.2	5.7	27.1
7th	18828	222	1.6	5.8	11.3	38.6
8th	24277	319	2.4	10.3	20.4	52.3
9th	20006	246	2.8	15.3	29.5	61.9
10th	25152	331	2.8	18.0	35.4	67.2
11th	17174	185	3.0	21.5	40.2	70.6
12th	16223	143	3.5	24.7	45.3	74.5
JrHs	57882	737	1.9	7.0	13.7	41.4
SrHS	78555	905	3.0	19.5	37.0	68.1
Total	136437	1642	2.5	14.2	27.1	56.8

4.158 - Frequency of Use -- Illicit Drugs

<i>Grade Level</i>	<i>N of Valid</i>	<i>N of Miss</i>	<i>Daily Use</i>	<i>Weekly Use</i>	<i>Monthly Use</i>	<i>Annual Use</i>
6th	14804	169	1.8	2.8	3.8	8.7
7th	18859	191	2.2	5.1	7.1	14.7
8th	24319	277	3.8	8.7	12.4	22.1
9th	20036	216	5.5	12.9	18.4	29.2
10th	25180	303	6.8	15.1	21.8	35.0
11th	17196	163	7.7	16.5	24.1	37.6
12th	16230	136	8.1	17.5	25.2	40.2
JrHs	57982	637	2.8	6.0	8.5	16.3
SrHS	78642	818	6.9	15.3	22.1	35.2
Total	136624	1455	5.2	11.4	16.3	27.1

TABLE OF CONTENTS

1 INTRODUCTION	1
1.1 Annual and Monthly Use vs Previous Year	2
1.2 Annual Use vs Previous Year Chi-Square Test	3
1.3 Annual Use by Junior High,Senior High,12th Grade and Total Since 1987	4
1.4 Violence Summary Report	6
1.5 Procedures Used to Obtain PRIDE National Summary Data	7
1.6 Drug Use Summary	19
1.7 Cigarette Use	19
1.8 Alcohol Use	19
1.9 Marijuana Use	19
1.10 Cocaine Use	20
1.11 Hallucinogen (LSD) Use	20
2 STANDARD GRAPHICS	22
2.1 Frequency of Use	23
2.2 When Do You Use	25
2.3 Harmful to Health	28
2.4 How Easy Is It To Get	31
3 SUMMARY STATISTICS	34
3.1 Guns	35
3.2 Gangs	36
3.3 Suicide	37
3.4 Threatening Behaviors	38
3.5 Trouble With The Police	39
3.6 Personal Safety	40
3.7 Risk and Protective Factors	41
3.7.1 Community - Risk Factors	41
3.7.2 Community - Protective Factors	42
3.7.3 School - Risk Factors	42
3.7.4 School - Protective Factors	42
3.7.5 Family - Risk Factors	42
3.7.6 Family - Protective Factors	43
3.7.7 Individual - Risk Factors	43
3.7.8 Individual - Protective Factors	43
4 PERCENTAGE TABLES	45
4.1 Personal & Family Information	46
4.2 Student Characteristics	49
4.3 Harmful To Health	56
4.4 Within The Past Year How Often Have You Used	61
4.5 How Many of Your Friends	67
4.6 What Effect Do You Most Often Get When You Use	72

Table of Contents

4.7 When Do You Use	77
4.8 While At School Have You	82
4.9 When Did You First	86
4.10 How Easy Is It To Get	91
4.11 Frequency of Use	96

LIST OF TABLES

1.1 - Annual and Monthly Use vs Previous Year	2
1.2 - Annual Use vs Previous Year Chi-Square Test - Junior High	3
1.3 - Annual Use vs Previous Year Chi-Square Test - Senior High	3
1.4 - Percent of Annual Use by Junior High,Senior High,12th Grade and Total Since 1987	4
1.5 - Violence Summary Table	6
1.6 - Sample sizes of Annual Summaries	8
1.7 - Sample Distribution by Percentage Drawn from Each State - Grades 6 through 12	9
1.8 - Comparisons of Demographic Variables	10
4.1 - Ethnic Origin	46
4.2 - Sex	46
4.3 - Age	46
4.4 - Do you live with:	47
4.5 - Do you have a job?	47
4.6 - Does your father have a job?	47
4.7 - Does your mother have a job?	48
4.8 - What is the educational level of your father?	48
4.9 - What is the educational level of your mother?	48
4.10 - Do you make good grades?	49
4.11 - Do you get into trouble at school?	49
4.12 - Do you take part in school activities such as sports teams, band, clubs, etc?	49
4.13 - Do you take part in community activities such as scouts, rec teams, youth clubs, etc?	50
4.14 - Do you attend church, synagogue, etc?	50
4.15 - Do you drink alcohol at home?	50
4.16 - Do you use drugs at home?	51
4.17 - Have you threatened to harm a teacher?	51
4.18 - Have you threatened to harm one or both of your parents, guardian, etc?	51
4.19 - Do your parents talk with you about the problems of alcohol/drugs?	52
4.20 - I talk with my parents about my problems?	52
4.21 - Do your friends talk with you about the problems of alcohol/drugs?	52
4.22 - Do your parents set clear rules for you?	53
4.23 - Do your parents punish you when you break the rules?	53
4.24 - Have you been in trouble with the police?	53
4.25 - Do you take part in gang activities?	54
4.26 - Have you thought about committing suicide?	54
4.27 - Do your teachers talk with you about the problems of alcohol/drugs?	54
4.28 - While NOT AT SCHOOL have you stolen something worth \$5.00 or more?	55
4.29 - While NOT AT SCHOOL have you carried a gun for protection or as a weapon?	55
4.30 - Do you feel that using cigarettes is harmful to your health?	56
4.31 - Do you feel that using smokeless tobacco is harmful to your health?	56
4.32 - Do you feel that using cigars is harmful to your health?	56

4.33 - Do you feel that using beer is harmful to your health?	57
4.34 - Do you feel that using wine coolers is harmful to your health?	57
4.35 - Do you feel that using liquor is harmful to your health?	57
4.36 - Do you feel that using marijuana is harmful to your health?	58
4.37 - Do you feel that using cocaine is harmful to your health?	58
4.38 - Do you feel that using uppers is harmful to your health?	58
4.39 - Do you feel that using downers is harmful to your health?	59
4.40 - Do you feel that using inhalants is harmful to your health?	59
4.41 - Do you feel that using hallucinogens is harmful to your health?	59
4.42 - Do you feel that using heroin is harmful to your health?	60
4.43 - Do you feel that using steroids is harmful to your health?	60
4.44 - Within the past year how often have you smoked cigarettes?	61
4.45 - Within the past year how often have you used smokeless tobacco?	61
4.46 - Within the past year how often have you smoked cigars?	61
4.47 - Within the past year how often have you drunk beer?	62
4.48 - Within the past year how often have you drunk wine coolers?	62
4.49 - Within the past year how often have you drunk liquor?	62
4.50 - Within the past year how often have you smoked marijuana?	63
4.51 - Within the past year how often have you used cocaine?	63
4.52 - Within the past year how often have you used uppers?	63
4.53 - Within the past year how often have you used downers?	64
4.54 - Within the past year how often have you used inhalants?	64
4.55 - Within the past year how often have you used hallucinogens?	64
4.56 - Within the past year how often have you used heroin?	65
4.57 - Within the past year how often have you used steroids?	65
4.58 - Within the past year how often have you used tobacco?	65
4.59 - Within the past year how often have you drunk alcohol?	66
4.60 - Within the past year how often have you used illicit drugs?	66
4.61 - How many of your friends smoke cigarettes?	67
4.62 - How many of your friends use smokeless tobacco?	67
4.63 - How many of your friends smoke cigars?	67
4.64 - How many of your friends drink beer?	68
4.65 - How many of your friends drink wine coolers?	68
4.66 - How many of your friends drink liquor?	68
4.67 - How many of your friends smoke marijuana?	69
4.68 - How many of your friends use cocaine?	69
4.69 - How many of your friends use uppers?	69
4.70 - How many of your friends use downers?	70
4.71 - How many of your friends use inhalants?	70
4.72 - How many of your friends use hallucinogens?	70
4.73 - How many of your friends use heroin?	71
4.74 - How many of your friends use steroids?	71
4.75 - What effect do you most often get when you smoke cigarettes?	72
4.76 - What effect do you most often get when you use smokeless tobacco?	72
4.77 - What effect do you most often get when you smoke cigars?	72
4.78 - What effect do you most often get when you drink beer?	73
4.79 - What effect do you most often get when you drink wine coolers?	73
4.80 - What effect do you most often get when you drink liquor?	73
4.81 - What effect do you most often get when you smoke marijuana?	74
4.82 - What effect do you most often get when you use cocaine?	74

List of Tables**v**

4.83 - What effect do you most often get when you use uppers?	74
4.84 - What effect do you most often get when you use downers?	75
4.85 - What effect do you most often get when you use inhalants?	75
4.86 - What effect do you most often get when you use hallucinogens?	75
4.87 - What effect do you most often get when you use heroin?	76
4.88 - What effect do you most often get when you use steroids?	76
4.89 - When do you smoke cigarettes?	77
4.90 - When do you use smokeless tobacco?	77
4.91 - When do you smoke cigars?	77
4.92 - When do you drink beer?	78
4.93 - When do you drink wine coolers?	78
4.94 - When do you drink liquor?	78
4.95 - When do you smoke marijuana?	79
4.96 - When do you use cocaine?	79
4.97 - When do you use uppers?	79
4.98 - When do you use downers?	80
4.99 - When do you use inhalants?	80
4.100 - When do you use hallucinogens?	80
4.101 - When do you use heroin?	81
4.102 - When do you use steroids?	81
4.103 - While at school have you carried a gun?	82
4.104 - While at school have you carried a knife, club or other weapon?	82
4.105 - While at school have you threatened a student with a gun, knife or club?	82
4.106 - While at school have you threatened to hurt a student by hitting, slapping or kicking?	83
4.107 - While at school have you hurt a student by using a gun, knife or club?	83
4.108 - While at school have you hurt a student by hitting, slapping or kicking?	83
4.109 - While at school have you been threatened with a gun, knife or club by a student?	84
4.110 - While at school have you had a student threaten to hit, slap or kick you?	84
4.111 - While at school have you been afraid a student may hurt you?	84
4.112 - While at school have you been hurt by a student using a gun, knife or club?	85
4.113 - While at school have you been hurt by a student who hit, slapped or kicked you?	85
4.114 - When did you first smoke cigarettes?	86
4.115 - When did you first use smokeless tobacco?	86
4.116 - When did you first smoke cigars?	86
4.117 - When did you first drink beer?	87
4.118 - When did you first drink wine coolers?	87
4.119 - When did you first drink liquor?	87
4.120 - When did you first smoke marijuana?	88
4.121 - When did you first use cocaine?	88
4.122 - When did you first use uppers?	88
4.123 - When did you first use downers?	89
4.124 - When did you first use inhalants?	89
4.125 - When did you first use hallucinogens?	89
4.126 - When did you first use heroin?	90
4.127 - When did you first use steroids?	90
4.128 - How easy is it to get cigarettes?	91
4.129 - How easy is it to get smokeless tobacco?	91

List of Tables**vi**

4.130 - How easy is it to get cigars?	91
4.131 - How easy is it to get beer?	92
4.132 - How easy is it to get wine coolers?	92
4.133 - How easy is it to get liquor?	92
4.134 - How easy is it to get marijuana?	93
4.135 - How easy is it to get cocaine?	93
4.136 - How easy is it to get uppers?	93
4.137 - How easy is it to get downers?	94
4.138 - How easy is it to get inhalants?	94
4.139 - How easy is it to get hallucinogens?	94
4.140 - How easy is it to get heroin?	95
4.141 - How easy is it to get steroids?	95
4.142 - Frequency of Use -- Cigarettes	96
4.143 - Frequency of Use -- Smokeless Tobacco	96
4.144 - Frequency of Use -- Cigars	96
4.145 - Frequency of Use -- Beer	97
4.146 - Frequency of Use -- Wine Coolers	97
4.147 - Frequency of Use -- Liquor	97
4.148 - Frequency of Use -- Marijuana	98
4.149 - Frequency of Use -- Cocaine	98
4.150 - Frequency of Use -- Uppers	98
4.151 - Frequency of Use -- Downers	99
4.152 - Frequency of Use -- Inhalants	99
4.153 - Frequency of Use -- Hallucinogens	99
4.154 - Frequency of Use -- Heroin	100
4.155 - Frequency of Use -- Steroids	100
4.156 - Frequency of Use -- Tobacco	100
4.157 - Frequency of Use -- Alcohol	101
4.158 - Frequency of Use -- Illicit Drugs	101

LIST OF FIGURES

1.1 - School Activities vs Any Illicit Drug Use	11
1.2 - Good Grade vs Any Illicit Drug Use	11
1.3 - Community Activities vs Any Illicit Drug Use	11
1.4 - Religiosity vs Any Illicit Drug Use	12
1.5 - Parents Talk vs Any Illicit Drug Use	12
1.6 - Clear Rules vs Any Illicit Drug Use	13
1.7 - Parents Punish vs Any Illicit Drug Use	13
1.8 - % Students Who Use Cigarettes & Alcohol - 6 to 8	15
1.9 - % Students Who Use Cigarettes & Alcohol - 9 to 12	15
1.10 - % Students Who Use Marijuana, Cocaine, Inhalants and Hallucinogens - 6 to 8	16
1.11 - % Students Who Use Marijuana, Cocaine, Inhalants and Hallucinogens - 9 to 12	16
1.12 - % Students Who Use Uppers, Downers & Any Illicit Drugs - 6 to 8	17
1.13 - % Students Who Use Uppers, Downers & Any Illicit Drugs - 9 to 12	17
1.14 - % of Students Reporting Their Parents Talk To Them Often/A Lot About Drugs	18
2.1 - % Students Who Use Cigarettes, Smokeless Tobacco & Cigars	23
2.2 - % Students Who Use Beer, Wine Coolers, Liquor and Marijuana	23
2.3 - % Students Who Use Cocaine, Uppers, Downers & Inhalants	23
2.4 - % Students Who Use Hallucinogens, Heroin and Steroids	24
2.5 - When Do You Use Beer	25
2.6 - When Do You Use Liquor	25
2.7 - When Do You Use Marijuana	25
2.8 - When Do You Use Cocaine	26
2.9 - When Do You Use Inhalants	26
2.10 - When Do You Use Hallucinogens	27
2.11 - Is It Harmful To Use Beer	28
2.12 - Is It Harmful To Use Liquor	28
2.13 - Is It Harmful To Use Marijuana	28
2.14 - Is It Harmful To Use Cocaine	29
2.15 - Is It Harmful To Use Inhalants	29
2.16 - Is It Harmful To Use Hallucinogens	30
2.17 - How Easy Is It To Get Beer	31
2.18 - How Easy Is It To Get Liquor	31
2.19 - How Easy Is It To Get Marijuana	31
2.20 - How Easy Is It To Get Cocaine	32
2.21 - How Easy Is It To Get Inhalants	32
2.22 - How Easy Is It To Get Hallucinogens	33
3.1 - Drug Use of Student(s) Who Carry Guns VS Student(s) Who Do Not	35
3.2 - Drug Use of Student(s) In Gangs VS Student(s) Not In Gangs	36
3.3 - Drug Use of Student(s) Who Think of Suicide Often or A Lot VS Student(s) Who Do Not	37
3.4 - Drug Use of Student(s) Who Threaten VS Student(s) Who Do Not	38
3.5 - Drug Use of Student(s) Who Get In Trouble With Police VS Those Who Do Not	39

