

PRIDE Questionnaire Report for Grades 4 thru 6
2003-04 PRIDE National Summary / Grades 4 thru 6

September 16, 2004

Contents

1	Introduction	1
1.1	Drug Use Summary	3
1.2	Tobacco Use	3
1.3	Alcohol Use	3
1.4	Marijuana Use	4
1.5	Inhalant Use	4
1.6	What Can You Do As A Parent, Teacher, Or Concerned Citizen?	4
2	Standard Graphics	5
2.1	Frequency Of Use	6
2.2	Harmful To Health	9
2.3	How Easy Is It For Kids Your Age To Get	12
2.4	How Many Of Your Friends	15
3	Advanced Graphics	19
3.1	It Is OK For Kids My Age To	20
3.2	Frequency of Use by Sex	25
4	Percentage Tables	33
4.1	Student Information	34
4.2	Student Characteristics	35
4.3	Within The Past Year How Often Have You Used	38
4.4	How Many Of Your Friends	40
4.5	Harmful To Health	42
4.6	Where Do You Get	44
4.7	How Easy Is It For Kids Your Age To Get	46
4.8	While <i>At</i> School Have You	48
4.9	While <i>Not</i> At School Have You	51
4.10	Is It OK For Kids My Age To	54
4.11	Frequency of Use	57

List of Tables

- 4.1 Sex 34
- 4.2 Ethnic Origin 34
- 4.3 Age 34
- 4.4 I make good grades. 35
- 4.5 I get into trouble at school. 35
- 4.6 I go to church or synagogue. 35
- 4.7 I talk to my parents about my problems. 35
- 4.8 My parents talk to me about the dangers of alcohol and drugs. 36
- 4.9 My teachers talk to me about the dangers of alcohol and drugs. 36
- 4.10 My parents make me follow certain rules. 36
- 4.11 My school makes me follow certain rules. 36
- 4.12 I have to be home at a certain time. 36
- 4.13 I go to parties (birthday, etc.). 37
- 4.14 Most days I am alone at home for an hour or more. 37
- 4.15 The kids at school like me. 37
- 4.16 My parents make sure I do my homework. 37
- 4.17 I play violent video games. 37
- 4.18 Within the past year how often have you smoked cigarettes? 38
- 4.19 Within the past year how often have you chewed tobacco, snuff? 38
- 4.20 Within the past year how often have you drunk beer (more than a sip)? 38
- 4.21 Within the past year how often have you drunk wine coolers (more than a sip)? 38
- 4.22 Within the past year how often have you drunk liquor (more than a sip)? 39
- 4.23 Within the past year how often have you smoked marijuana (pot)? 39
- 4.24 Within the past year how often have you sniffed glue, gas, etc. to get high? 39
- 4.25 Within the past year how often have you used other drugs to get high? 39
- 4.26 How many of your friends smoke cigarettes? 40
- 4.27 How many of your friends chew tobacco, snuff? 40
- 4.28 How many of your friends drink beer? 40
- 4.29 How many of your friends drink wine coolers? 40
- 4.30 How many of your friends drink liquor? 41
- 4.31 How many of your friends smoke marijuana (pot)? 41
- 4.32 How many of your friends inhale glue, gas, etc. to get high? 41
- 4.33 How many of your friends use other drugs to get high? 41
- 4.34 Do you feel that using cigarettes is harmful to your health? 42
- 4.35 Do you feel that using chewing tobacco or snuff is harmful to your health? 42
- 4.36 Do you feel that using beer is harmful to your health? 42
- 4.37 Do you feel that using wine coolers is harmful to your health? 42

4.38 Do you feel that using liquor is harmful to your health?	43
4.39 Do you feel that using marijuana (pot) is harmful to your health?	43
4.40 Do you feel that using glue, gas, etc to get high is harmful to your health?	43
4.41 Do you feel that using other drugs to get high is harmful to your health?	43
4.42 Where do you get cigarettes?	44
4.43 Where do you get chewing tobacco, snuff?	44
4.44 Where do you get beer?	44
4.45 Where do you get wine coolers?	44
4.46 Where do you get liquor?	45
4.47 Where do you get marijuana (pot)?	45
4.48 Where do you get glue, gas, etc. to get high?	45
4.49 Where do you get other drugs to get high?	45
4.50 How easy is it to get cigarettes?	46
4.51 How easy is it to get chewing tobacco, snuff?	46
4.52 How easy is it to get beer?	46
4.53 How easy is it to get wine coolers?	46
4.54 How easy is it to get liquor?	47
4.55 How easy is it to get marijuana?	47
4.56 How easy is it to get a gun?	47
4.57 How easy is it to get a knife?	47
4.58 How easy is it to get other weapon?	47
4.59 While <i>at</i> school have you smoked cigarettes?	48
4.60 While <i>at</i> school have you drunk beer?	48
4.61 While <i>at</i> school have you drunk wine coolers?	48
4.62 While <i>at</i> school have you drunk liquor?	48
4.63 While <i>at</i> school have you smoked marijuana?	49
4.64 While <i>at</i> school have you inhaled glue, gas, etc. to get high?	49
4.65 While <i>at</i> school have you been afraid a student will hit you?	49
4.66 While <i>at</i> school have you been threatened by a student?	49
4.67 While <i>at</i> school have you been hit by a student?	49
4.68 While <i>at</i> school have you carried a real gun?	50
4.69 While <i>at</i> school have you carried a knife?	50
4.70 While <i>at</i> school have you carried other weapons for protection?	50
4.71 While <i>not</i> at school have you smoked cigarettes?	51
4.72 While <i>not</i> at school have you drunk beer?	51
4.73 While <i>not</i> at school have you drunk wine coolers?	51
4.74 While <i>not</i> at school have you drunk liquor?	51
4.75 While <i>not</i> at school have you smoked marijuana?	52
4.76 While <i>not</i> at school have you inhaled glue, gas, etc. to get high?	52
4.77 While <i>not</i> at school have you been afraid a student will hit you?	52
4.78 While <i>not</i> at school have you been threatened by a student?	52
4.79 While <i>not</i> at school have you been hit by a student?	52
4.80 While <i>not</i> at school have you carried a real gun?	53
4.81 While <i>not</i> at school have you carried a knife?	53
4.82 While <i>not</i> at school have you carried other weapons for protection?	53
4.83 Is it OK for kids my age to smoke cigarettes?	54
4.84 Is it OK for kids my age to drink beer?	54

4.85 Is it OK for kids my age to drink wine coolers?	54
4.86 Is it OK for kids my age to drink liquor?	54
4.87 Is it OK for kids my age to smoke marijuana?	55
4.88 Is it OK for kids my age to steal something if you need it?	55
4.89 Is it OK for kids my age to sell drugs if you need the money?	55
4.90 Is it OK for kids my age to carry a gun for protection?	55
4.91 Is it OK for kids my age to take what you want, even if it means hurting someone?	55
4.92 Is it OK for kids my age to beat up another student if it is a fair fight?	56
4.93 Frequency of Use – Cigarettes	57
4.94 Frequency of Use – Chewing Tobacco, Snuff	57
4.95 Frequency of Use – Beer	57
4.96 Frequency of Use – Wine Coolers	57
4.97 Frequency of Use – Liquor	58
4.98 Frequency of Use – Marijuana	58
4.99 Frequency of Use – Glue, Gas, etc.	58
4.100 Frequency of Use – Other Drugs	58
4.101 Frequency of Use – Any Tobacco	58
4.102 Frequency of Use – Any Alcohol	59

List of Figures

- 2.1 % Students Who Use Gateway Drugs 7
- 2.2 % Students Who Use Illicit Drugs 8
- 2.3 Harmful to Health – Cigarettes, Tobacco, Beer, Wine Coolers 10
- 2.4 Harmful to Health – Liquor, Marijuana, Glue, Gas, Other Drugs 11
- 2.5 How Easy Is It For Kids Your Age To Get Cigarettes, Tobacco, Beer 13
- 2.6 How Easy Is It For Kids Your Age To Get Wine Coolers, Liquor, Marijuana 14
- 2.7 How Many Of Your Friends Used Cigarettes, Chewing Tobacco, Beer 16
- 2.8 How Many Of Your Friends Used Wine Coolers, Liquor, Marijuana 17
- 2.9 How Many Of Your Friends Used Glue, Gas, Other Drugs 18

- 3.1 Is It OK For Kids My Age To Use Cigarettes, Beer and Wine Coolers 21
- 3.2 Is It OK For Kids My Age To Use Liquor and Marijuana 22
- 3.3 Is It OK For Kids My Age To Steal, Sell Drugs, Carry A Gun 23
- 3.4 Is It OK For Kids My Age To Take Something, Beat Up A Student 24
- 3.5 % Students Who Use Cigarettes by Sex 26
- 3.6 % Students Who Use Chewing Tobacco, Snuff, etc. by Sex 27
- 3.7 % Students Who Use Beer by Sex 28
- 3.8 % Students Who Use Wine Coolers by Sex 29
- 3.9 % Students Who Use Liquor by Sex 30
- 3.10 % Students Who Use Marijuana by Sex 31
- 3.11 % Students Who Use Inhalants by Sex 32

Chapter 1

Introduction

The following graphs, summary and tables are compiled from data collected in your school(s) using the **PRIDE Surveys Questionnaire**. These data reflect prevalence and patterns of drug and alcohol use, violence, gang activity and suicide. It is important that this report be utilized as part of your drug abuse and violence awareness and prevention programs. We strongly suggest that you:

COPY THE FOLLOWING PAGES, (which highlight and graphically summarize drug use and violent behavior by students in your school)

DISTRIBUTE THEM TO YOUR FACULTY

AND SHARE THIS INFORMATION WITH PARENTS.

Most of all, we strongly encourage a parent meeting at your school to share this information!

FOR GREATEST SUCCESS IN DECREASING DRUG USE, FACULTY, STUDENTS AND PARENTS MUST WORK TOGETHER TOWARD A DRUG-FREE LIFESTYLE.

If you have questions about this report or if you wish to have information on other **PRIDE Surveys** services and products, please call the **PRIDE Surveys** Office or write to the following address:

PRIDE Surveys
Janie Pitcock
160 Vanderbilt Court
Bowling Green, KY 42103
1-800-279-6361
1-270-746-9596
www.pridesurveys.com

The following information is for **PRIDE Surveys** internal use only.

- Data Files: ue039999
- Filter:

1.1 Drug Use Summary

- Number of 4th grade students surveyed: 6746
- Number of 5th grade students surveyed: 11664
- Number of 6th grade students surveyed: 3845
- Total number of students surveyed: 22255

1.2 Tobacco Use

2.3 percent of your 4th grade students said they used cigarettes within the past year (2002-2003 PRIDE National Avg = 2.7 %). **4.2** percent of your 5th grade students said they used cigarettes within the past year (2002-2003 PRIDE National Avg = 4.4 %). **6.8** percent of your 6th grade students said they used cigarettes within the past year (2002-2003 PRIDE National Avg = 5.6 %).

1.4 percent of your 4th grade students said they used chewing tobacco or snuff within the past year (2002-2003 PRIDE National Avg = 1.7 %). **2.3** percent of your 5th grade students said they used chewing tobacco or snuff within the past year (2002-2003 PRIDE National Avg = 2.3 %). **3.5** percent of your 6th grade students said they used chewing tobacco or snuff within the past year (2002-2003 PRIDE National Avg = 1.8 %).

1.3 Alcohol Use

4.2 percent of your 4th grade students said they used beer within the past year (2002-2003 PRIDE National Avg = 6.3 %). **5.6** percent of your 5th grade students said they used beer within the past year (2002-2003 PRIDE National Avg = 6.4 %). **8.7** percent of your 6th grade students said they used beer within the past year (2002-2003 PRIDE National Avg = 9.0 %).

4.4 percent of your 4th grade students said they used wine coolers within the past year (2002-2003 PRIDE National Avg = 6.1 %). **6.7** percent of your 5th grade students said they used wine coolers within the past year (2002-2003 PRIDE National Avg = 7.9 %). **10.3** percent of your 6th grade students said they used wine coolers within the past year (2002-2003 PRIDE National Avg = 11.2 %).

1.9 percent of your 4th grade students said they used liquor within the past year (2002-2003 PRIDE National Avg = 2.1 %). **2.8** percent of your 5th grade students said they used liquor within the past year (2002-2003 PRIDE National Avg = 2.7 %). **5.2** percent of your 6th grade students said they used liquor within the past year (2002-2003 PRIDE National Avg = 5.3 %).

NOTE: Beer and wine coolers are the favorite intoxicants of American students.

1.4 Marijuana Use

0.7 percent of your 4th grade students said they used marijuana within the past year (2002-2003 PRIDE National Avg = 0.7 %). **1.0** percent of your 5th grade students said they used marijuana within the past year (2002-2003 PRIDE National Avg = 1.2 %). **2.2** percent of your 6th grade students said they used marijuana within the past year (2002-2003 PRIDE National Avg = 1.8 %).

1.5 Inhalant Use

2.5 percent of your 4th grade students said they used inhalants within the past year (2002-2003 PRIDE National Avg = 3.0 %). **3.3** percent of your 5th grade students said they used inhalants within the past year (2002-2003 PRIDE National Avg = 3.3 %). **3.9** percent of your 6th grade students said they used inhalants within the past year (2002-2003 PRIDE National Avg = 3.9 %).

1.6 What Can You Do As A Parent, Teacher, Or Concerned Citizen?

The drug merchandisers thrive on the ignorance, apathy, and irresponsibility of ordinary citizens.

YOU CAN MAKE A DIFFERENCE!

Here's how:

1. Educate yourself and your family about the health hazards of drugs.
2. Insist on no illegal drug use by youngsters. This includes alcohol, tobacco and marijuana.
3. Support drug education in the schools, workplace, churches and civic associations.
4. Rebuild understanding and respect for the laws concerning alcohol, marijuana, cocaine and other drugs.
5. Recognize the danger of the illegal consumer as well as the illegal supplier of alcohol and other drugs.
6. Support law-enforcement efforts at home and abroad.
7. Write letters, telephone and visit those members of the publishing, merchandising and media world who glamorize, trivialize or subsidize the drug culture.

Chapter 2

Standard Graphics

The following graphs will assist you in understanding the relationship of student behavior to alcohol and other drug use. You are encouraged to make overheads or slides from the graphs for presentations to school faculty, parents, media, and other audiences in the community.

The *Frequency of Use* graphs show the percent of students at each grade level who report any use of the various drugs. The graphs are divided into *Gateway* and *Illicit* drug categories.

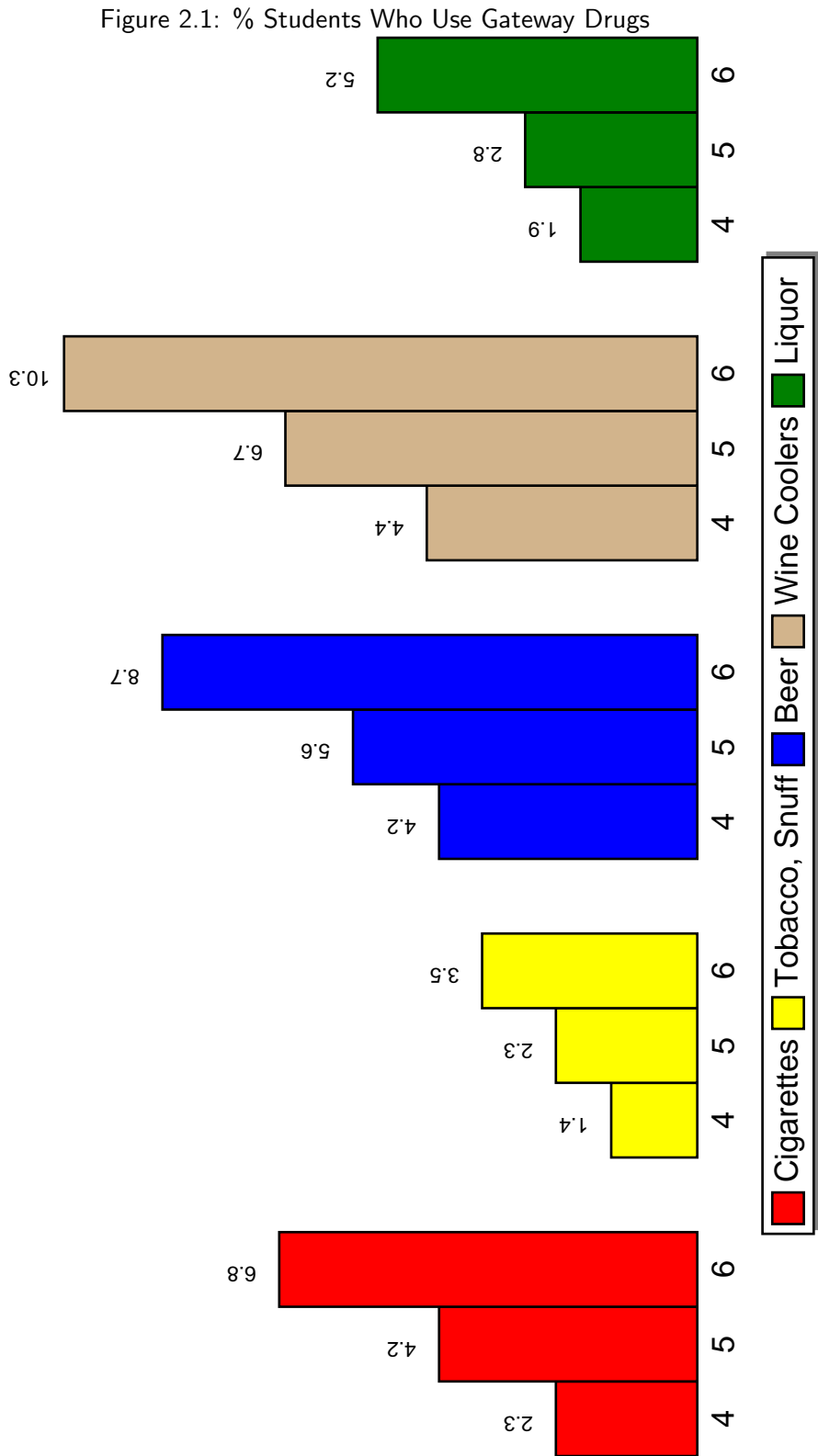
The *Perceived Harm* of alcohol and other drugs will assist with understanding how the false assumptions concerning harm are related to drug use. When drugs are perceived as harmless, the probability of use increases. These graphs show the percent of students who marked *Yes* or *A Lot* on the question *Do You Think The Following Are Harmful To Your Health*.

Research indicates that easy access, *Availability*, to drugs increases the probability of use. Availability of alcohol and other drugs normally increases at higher grade levels. These graphs show the percent of students who marked *Easy To Get* on the question *How Easy Is It For Kids Your Age To Get*.

Data collected in past years using the **PRIDE Surveys Questionnaire** indicate a high correlation between friends' use of drugs and an individual students' use of drugs (i.e. a student who reports use of drugs by friends is more likely to use drugs). These graphs show the percent of students who marked *A Lot* on the question *How Many Of Your Friends Use*.

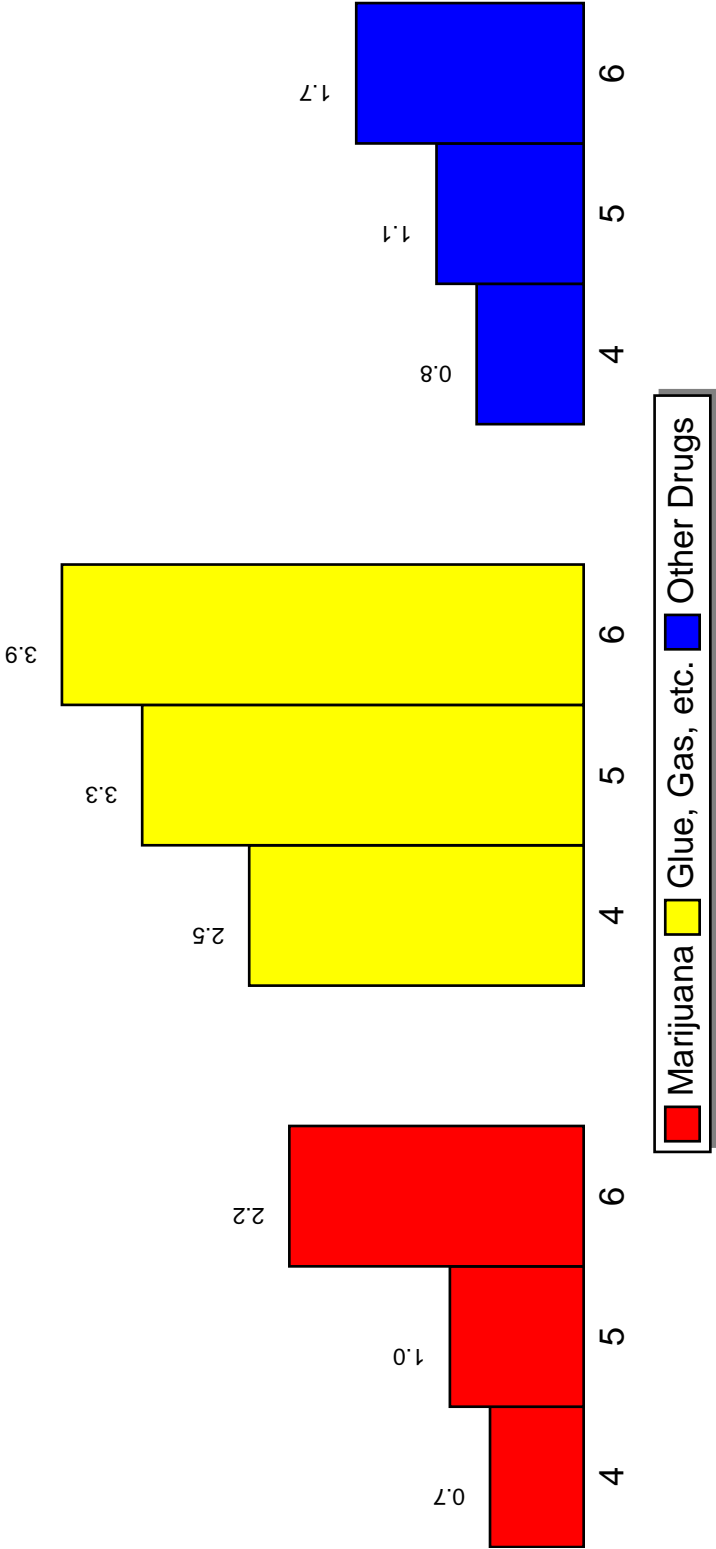
2.1 Frequency Of Use

% Students Who Use Gateway Drugs



% Students Who Use Illicit Drugs

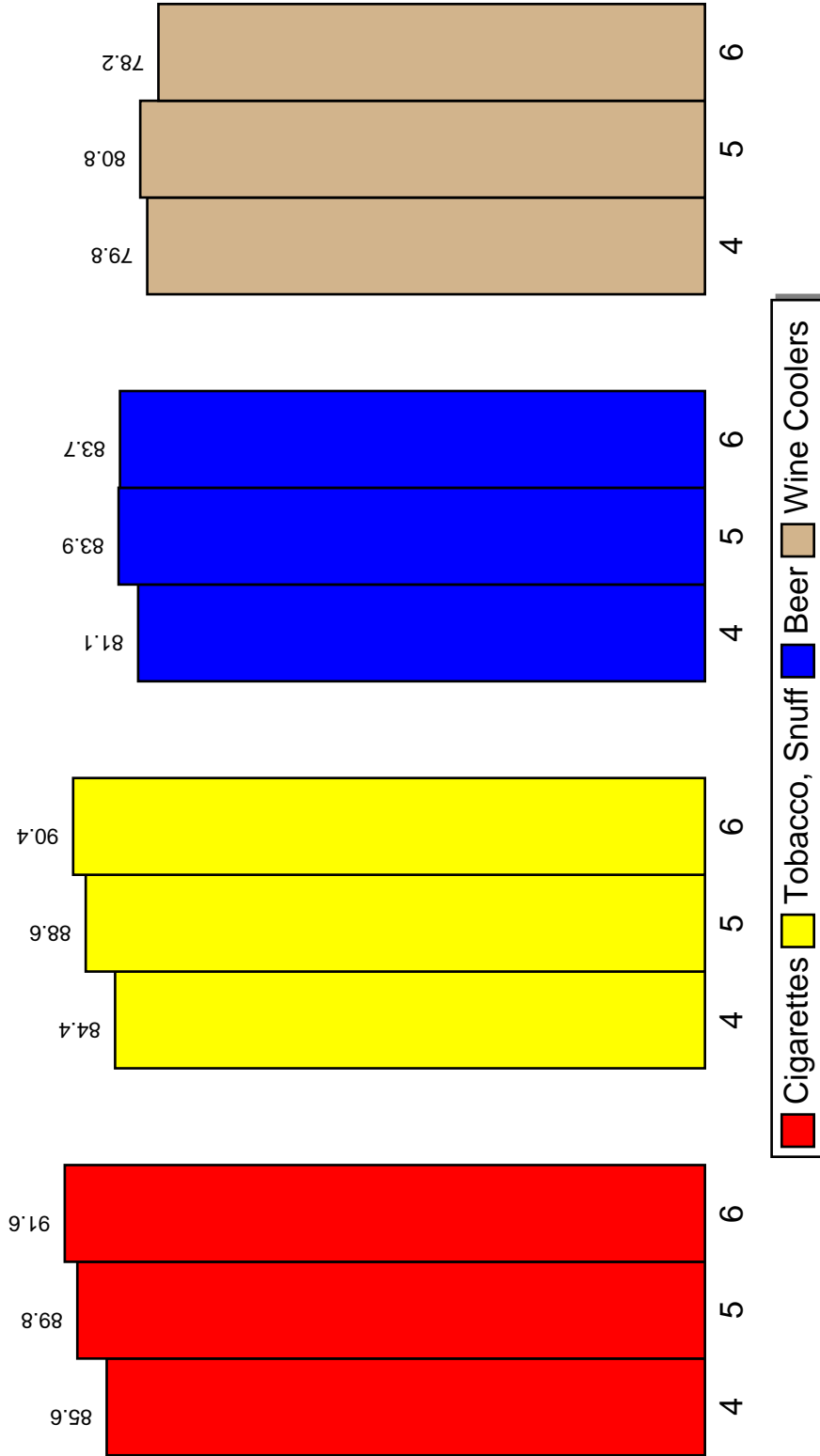
Figure 2.2: % Students Who Use Illicit Drugs



2.2 Harmful To Health

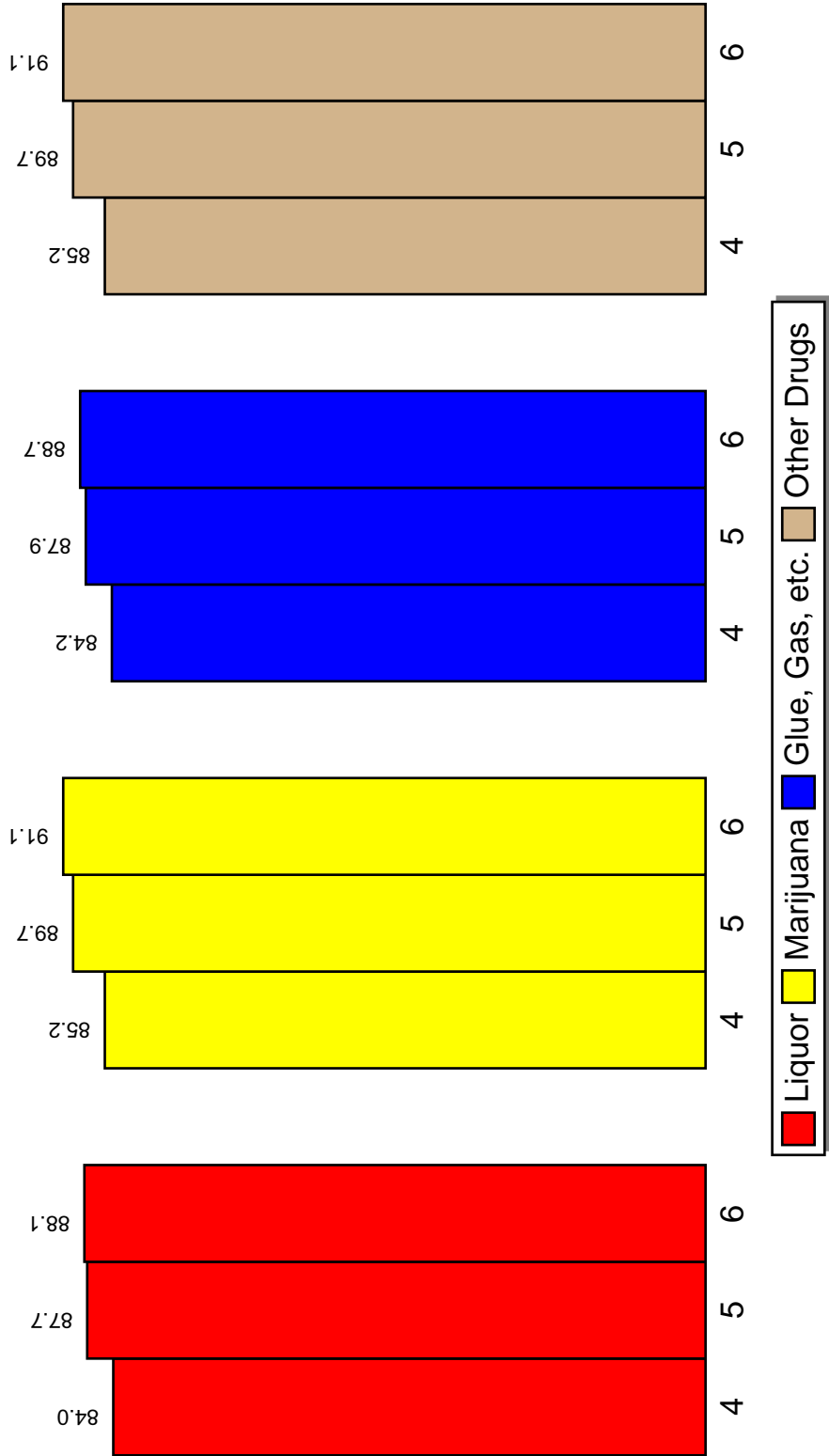
Harmful to Health -- Cigarettes, Tobacco, Beer, Wine Coolers

Figure 2.3: Harmful to Health – Cigarettes, Tobacco, Beer, Wine Coolers



Harmful to Health -- Liquor, Marijuana, Glue, Gas, Other Drugs

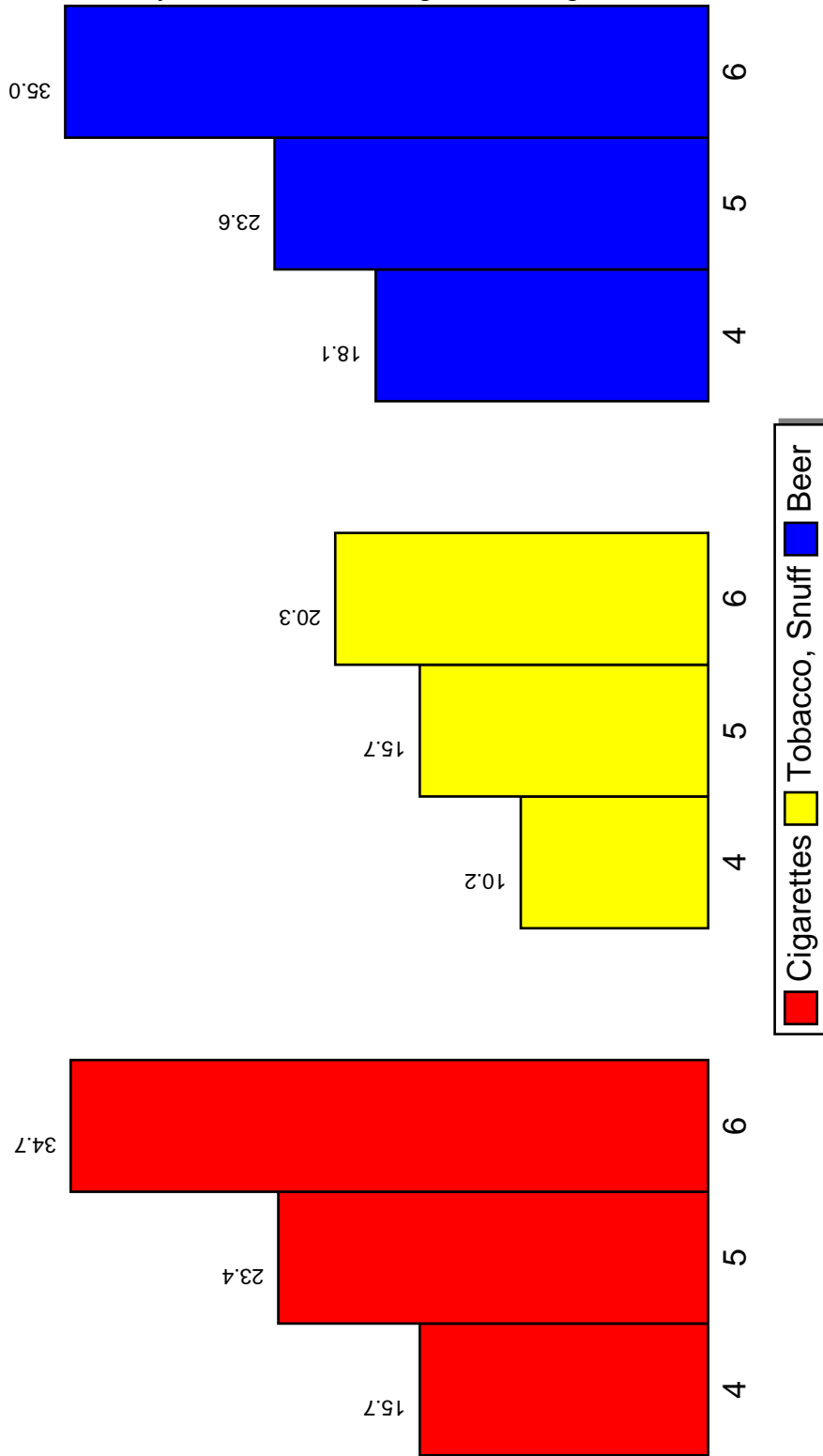
Figure 2.4: Harmful to Health – Liquor, Marijuana, Glue, Gas, Other Drugs



2.3 How Easy Is It For Kids Your Age To Get

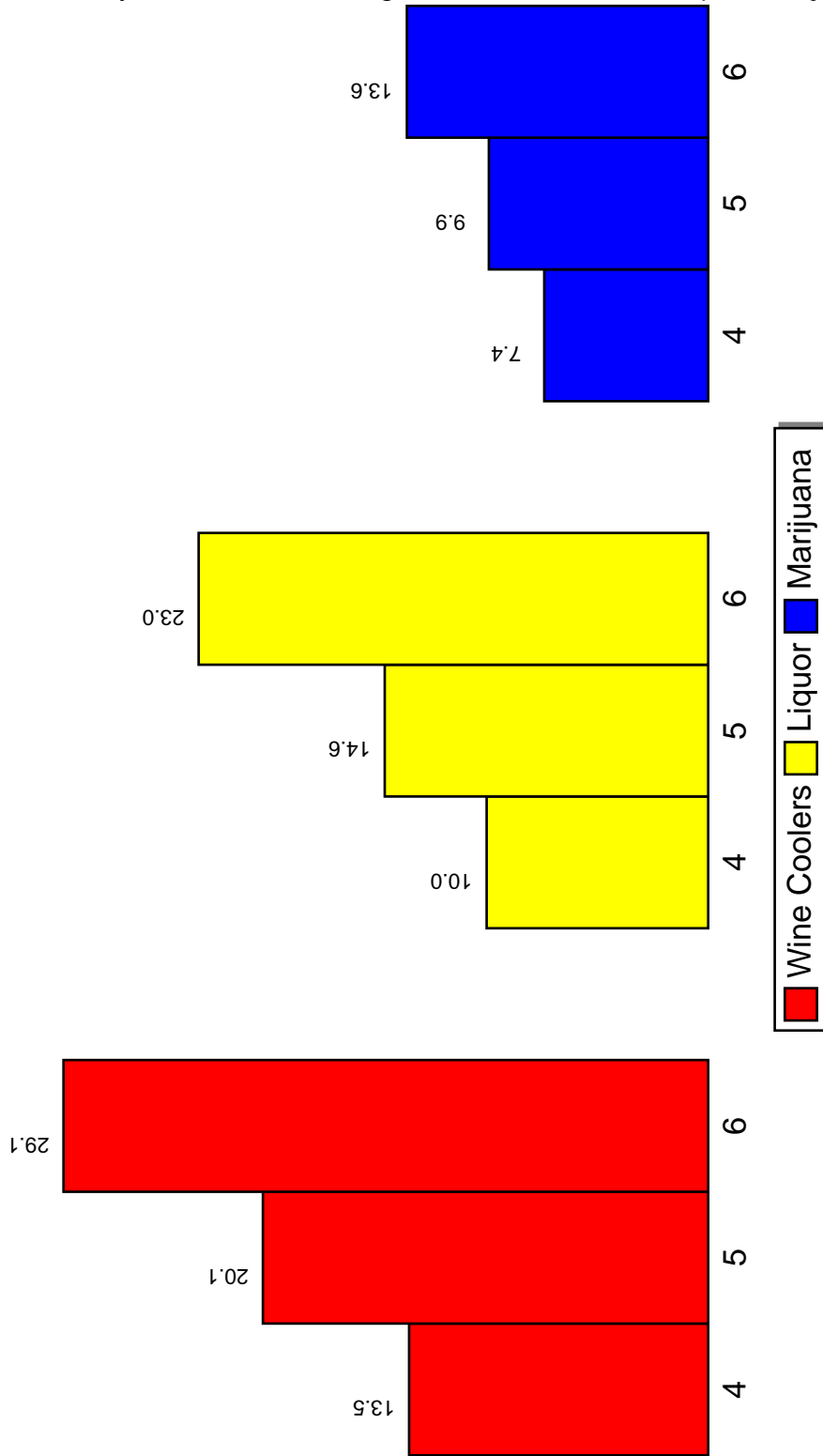
How Easy Is It For Kids Your Age To Get Cigarettes, Tobacco, Snuff, Beer

Figure 2.5: How Easy Is It For Kids Your Age To Get Cigarettes, Tobacco, Beer



How Easy Is It For Kids Your Age To Get Wine Coolers, Liquor, Marijuana

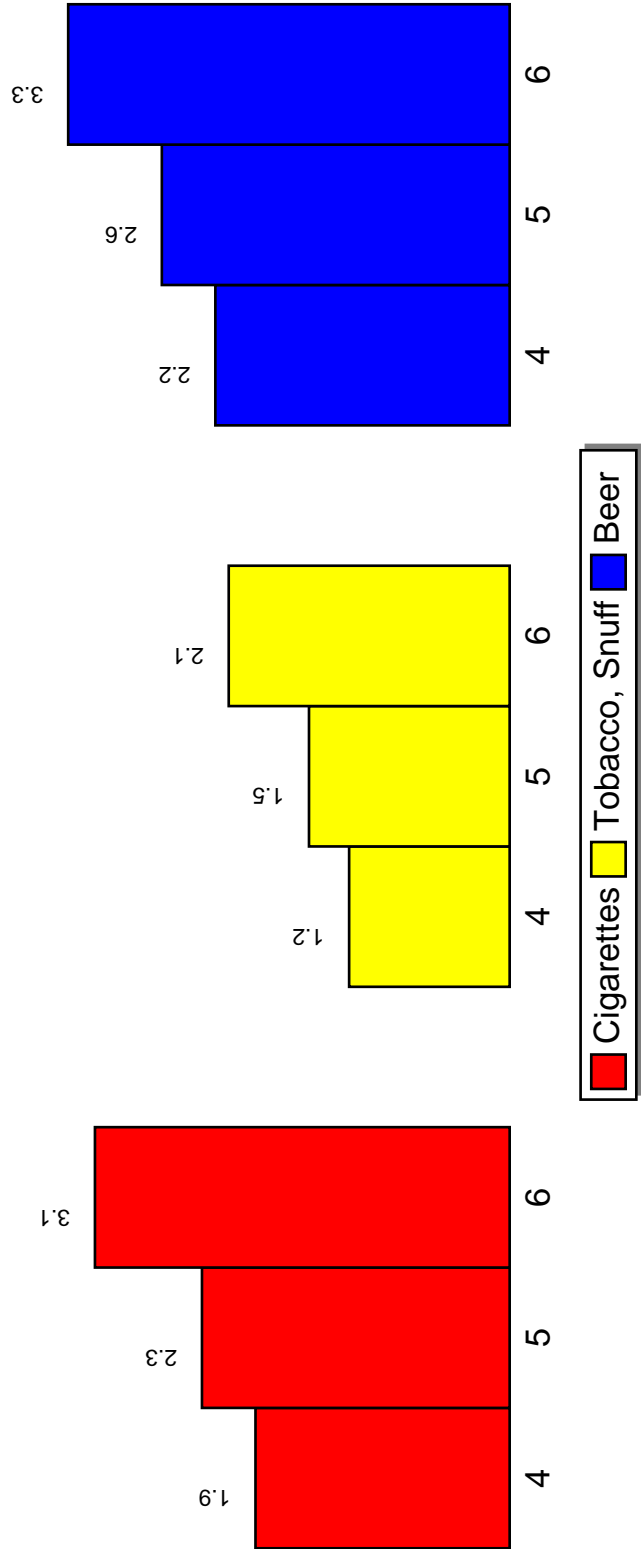
Figure 2.6: How Easy Is It For Kids Your Age To Get Wine Coolers, Liquor, Marijuana



2.4 How Many Of Your Friends

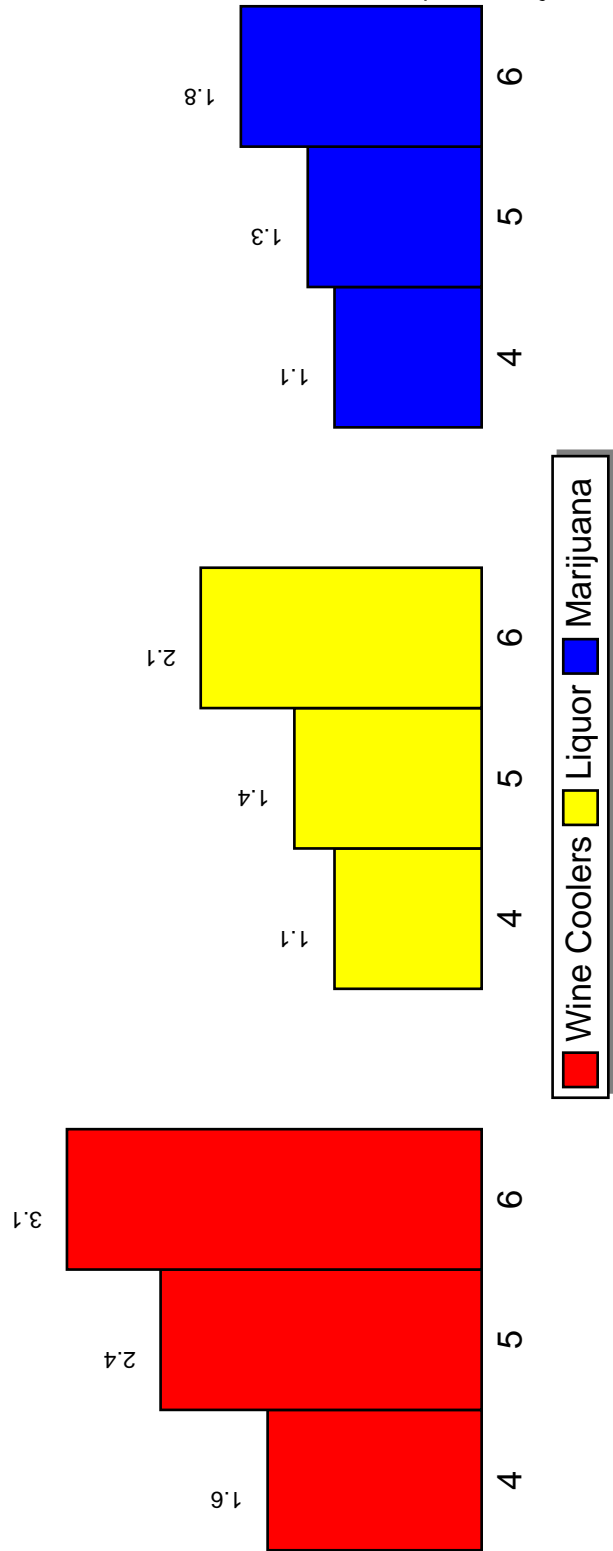
How Many Of Your Friends Used Cigarettes, Chewing Tobacco, Beer

Figure 2.7: How Many Of Your Friends Used Cigarettes, Chewing Tobacco, Beer



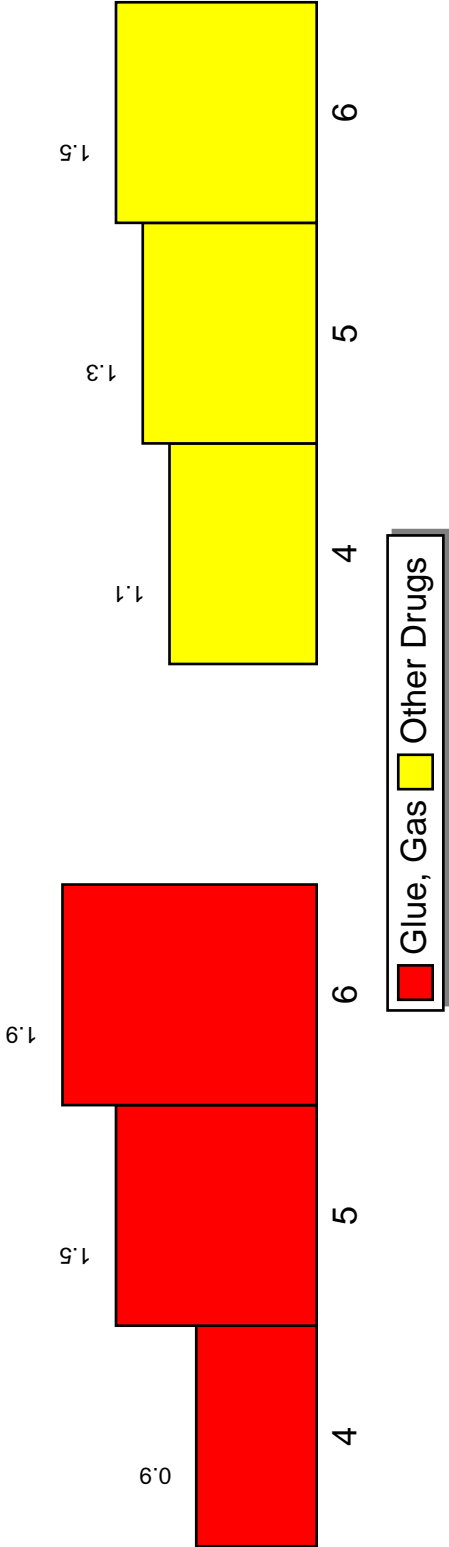
How Many Of Your Friends Used Wine Coolers, Liquor, Marijuana

Figure 2.8: How Many Of Your Friends Used Wine Coolers, Liquor, Marijuana



How Many Of Your Friends Used Glue, Gas, Other Drugs

Figure 2.9: How Many Of Your Friends Used Glue, Gas, Other Drugs



Chapter 3

Advanced Graphics

The following graphs will assist you in understanding the relationship of student behavior to alcohol and other drug usage. You are encouraged to make presentations to school faculty, parents, media, and other audiences in the community.

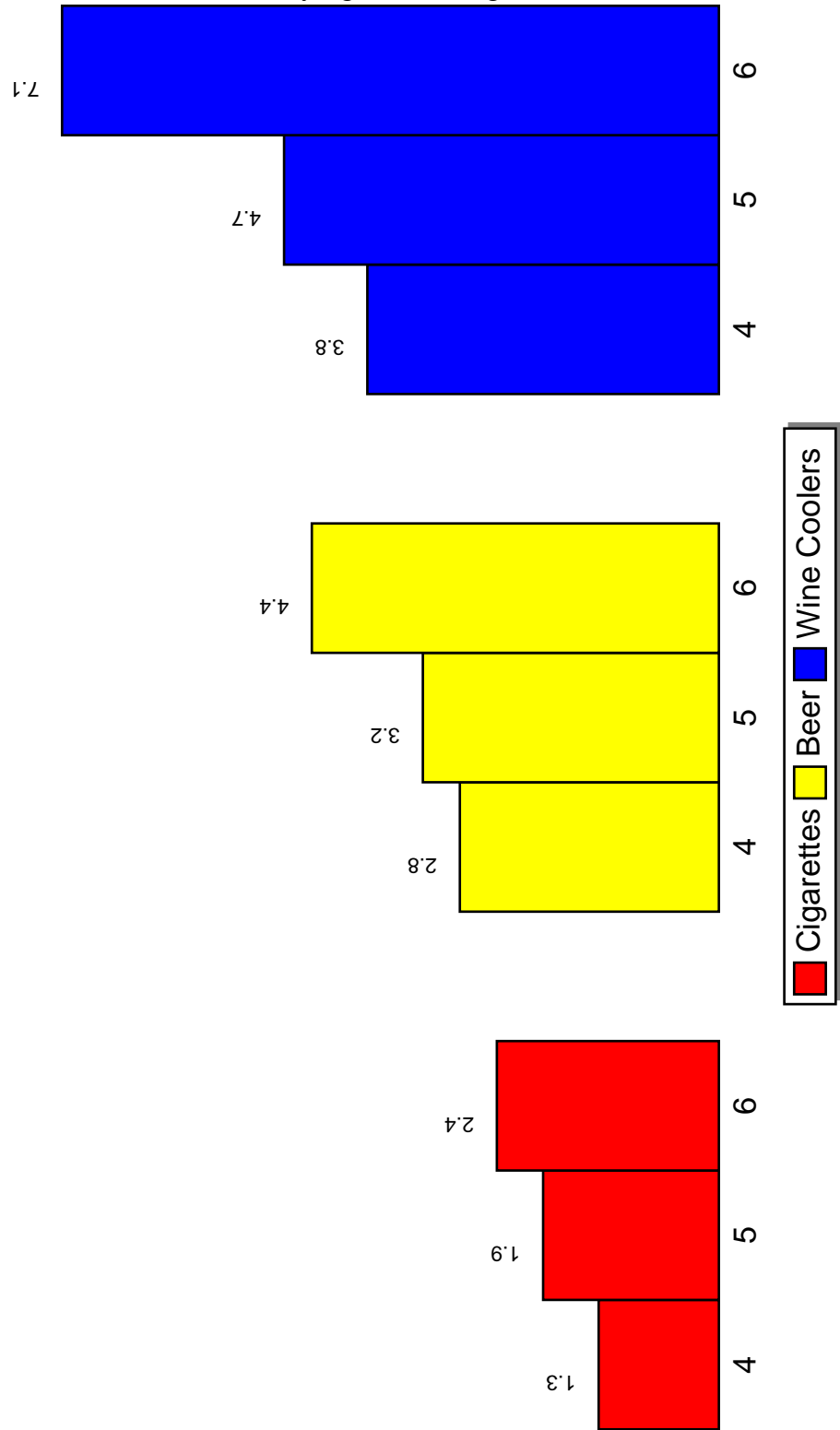
The first set of graphs shows those students who responded *Yes* to the question *Is It OK For Kids My Age To ...*

The second set of graphs, on frequency of use by sex, presents data on gateway and illicit drug use broken down by Male and Female students. These graphs show any use within the past year as reported by the students.

3.1 It Is OK For Kids My Age To

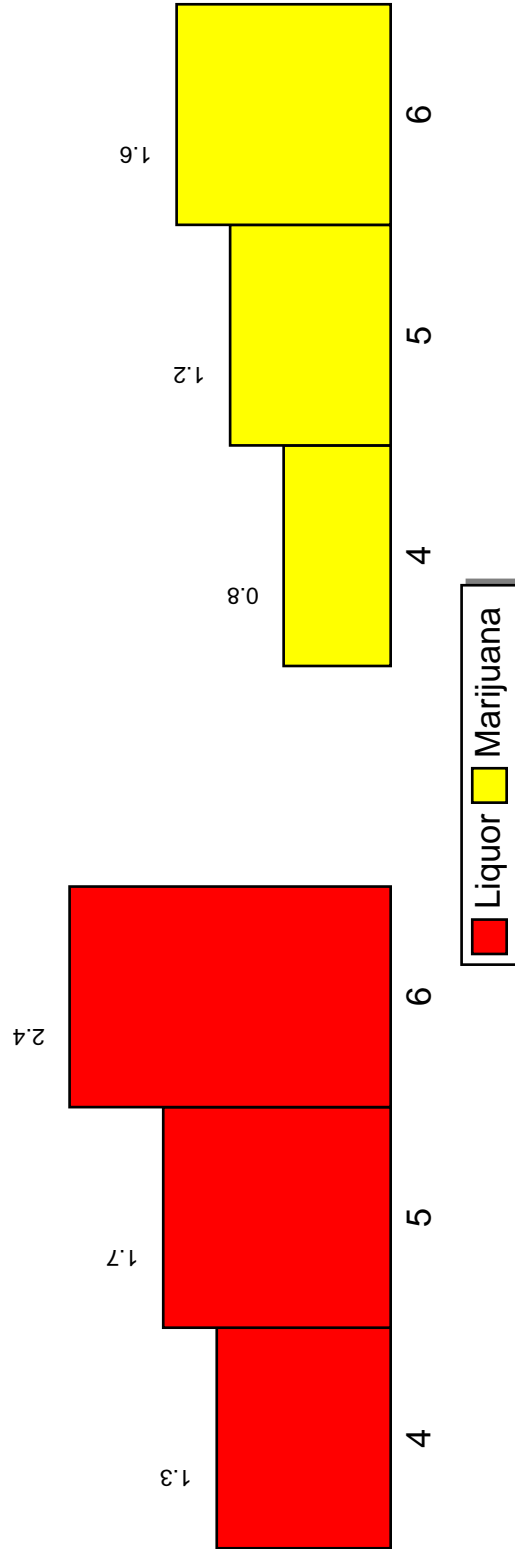
Is It OK For Kids My Age To Use Cigarettes, Beer and Wine Coolers

Figure 3.1: Is It OK For Kids My Age To Use Cigarettes, Beer and Wine Coolers



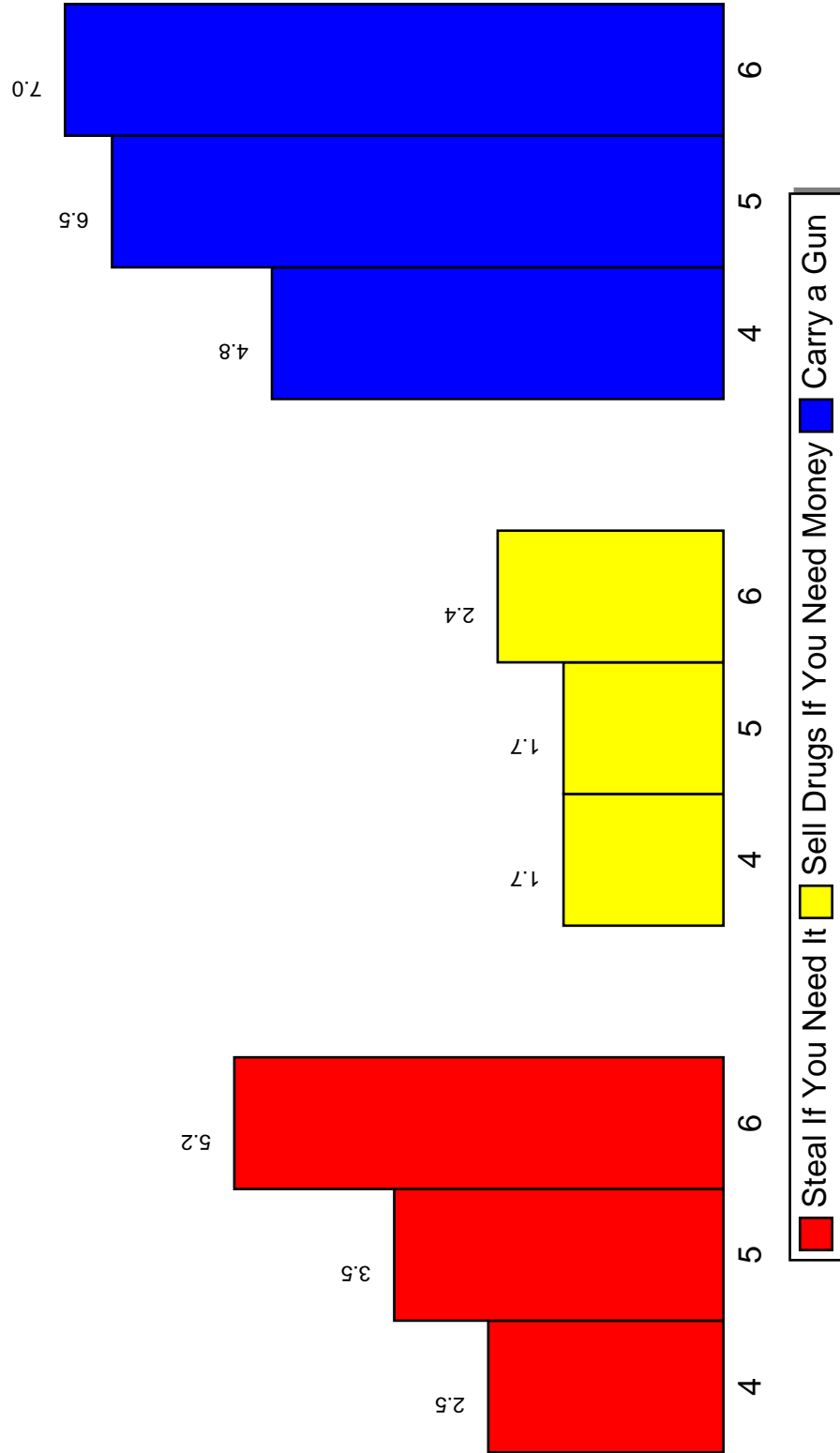
Is It OK For Kids My Age To Use Liquor and Marijuana

Figure 3.2: Is It OK For Kids My Age To Use Liquor and Marijuana



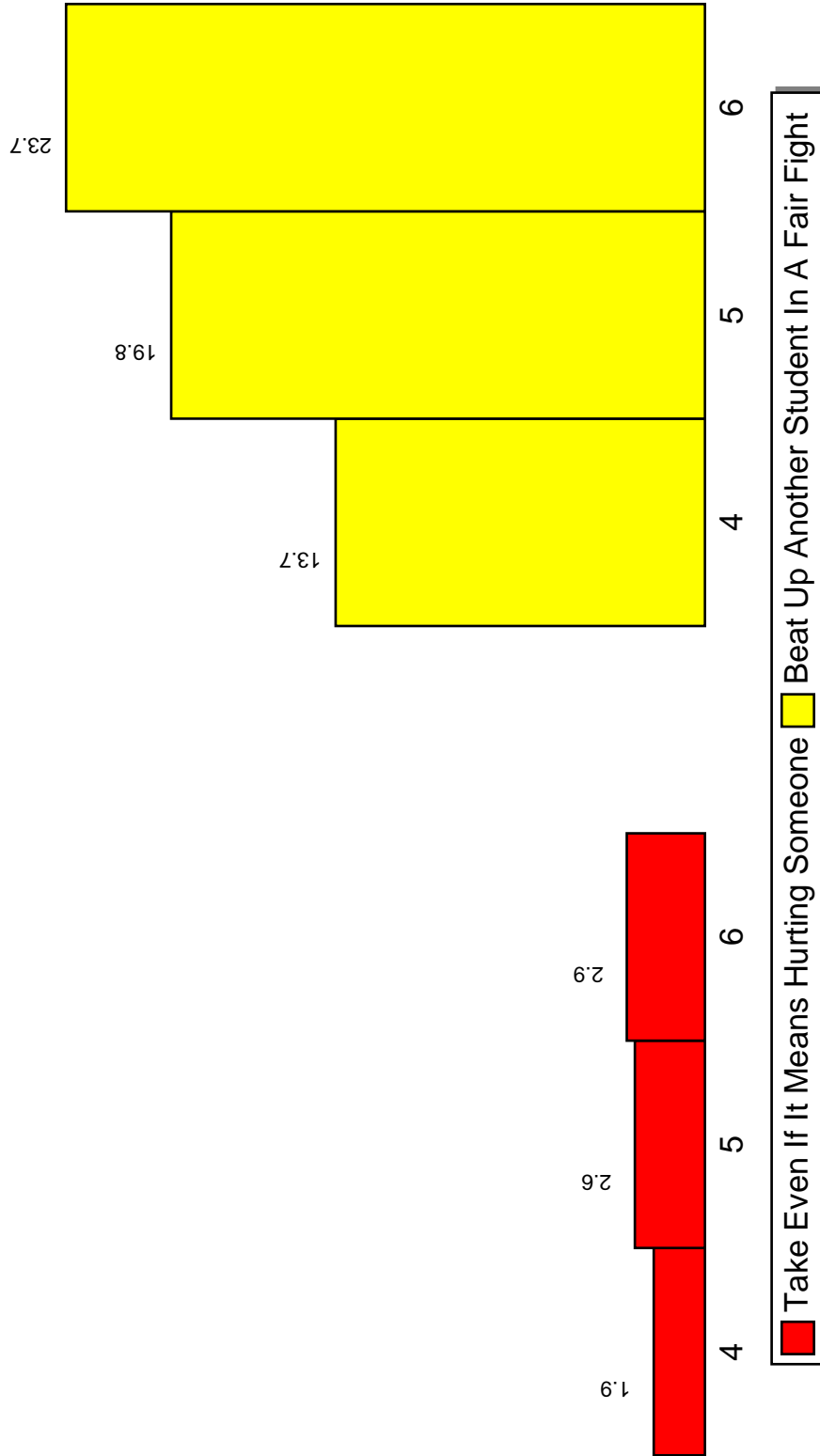
Is It OK For Kids My Age To Steal, Sell Drugs, Carry A Gun

Figure 3.3: Is It OK For Kids My Age To Steal, Sell Drugs, Carry A Gun



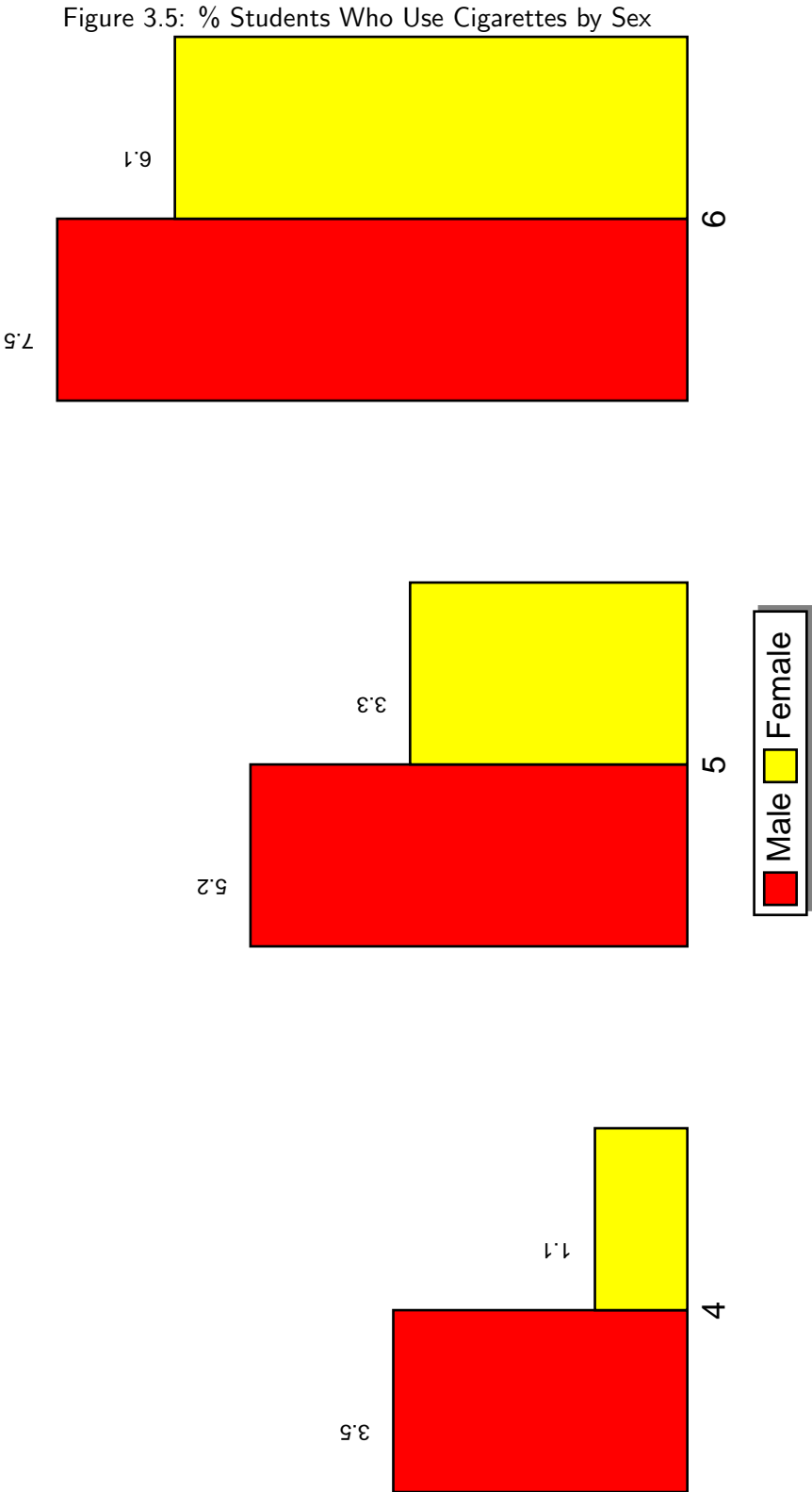
Is It OK For Kids My Age To Take Something, Beat Up A Student

Figure 3.4: Is It OK For Kids My Age To Take Something, Beat Up A Student



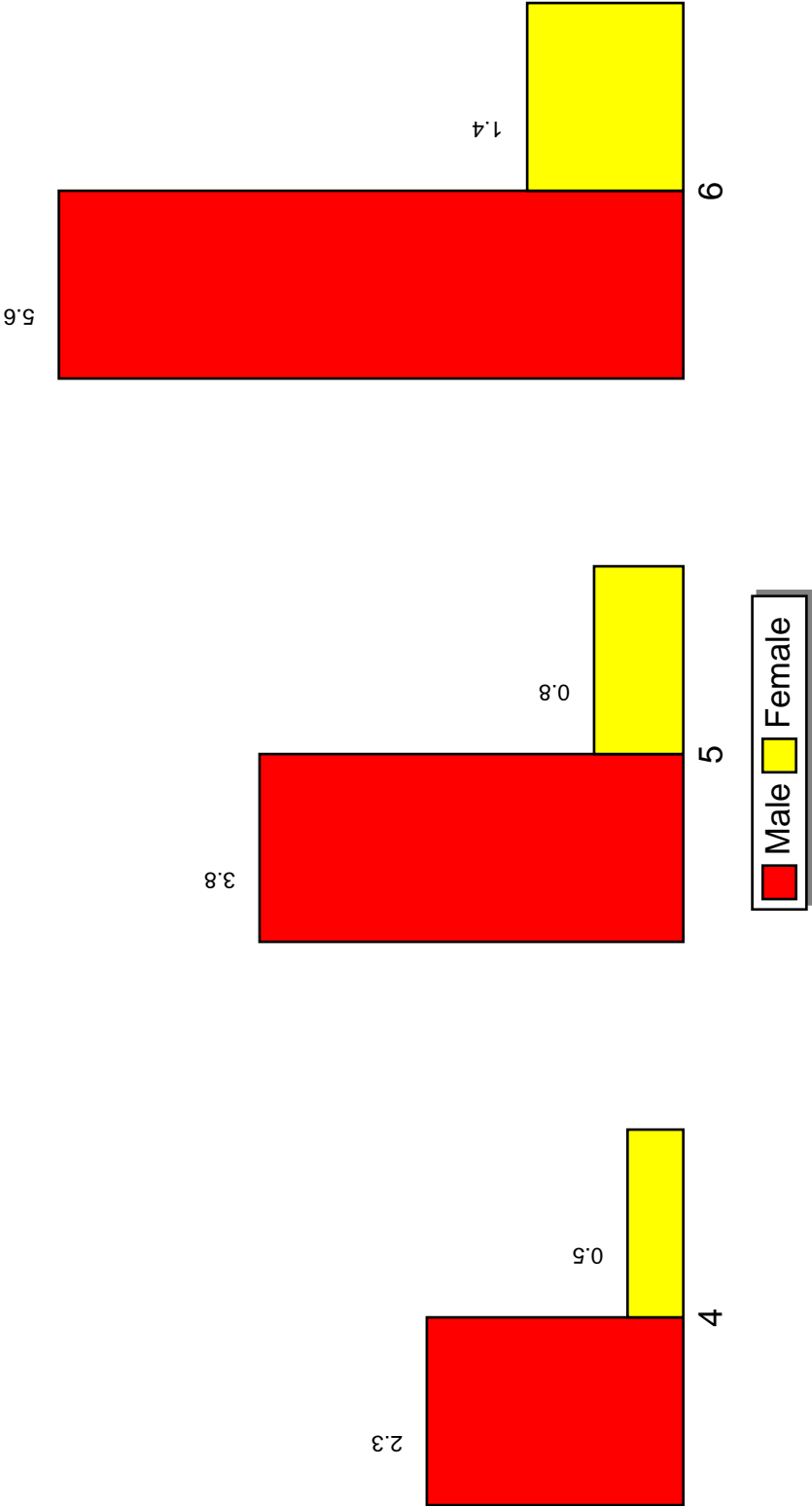
3.2 Frequency of Use by Sex

% Students Who Use Cigarettes by Sex

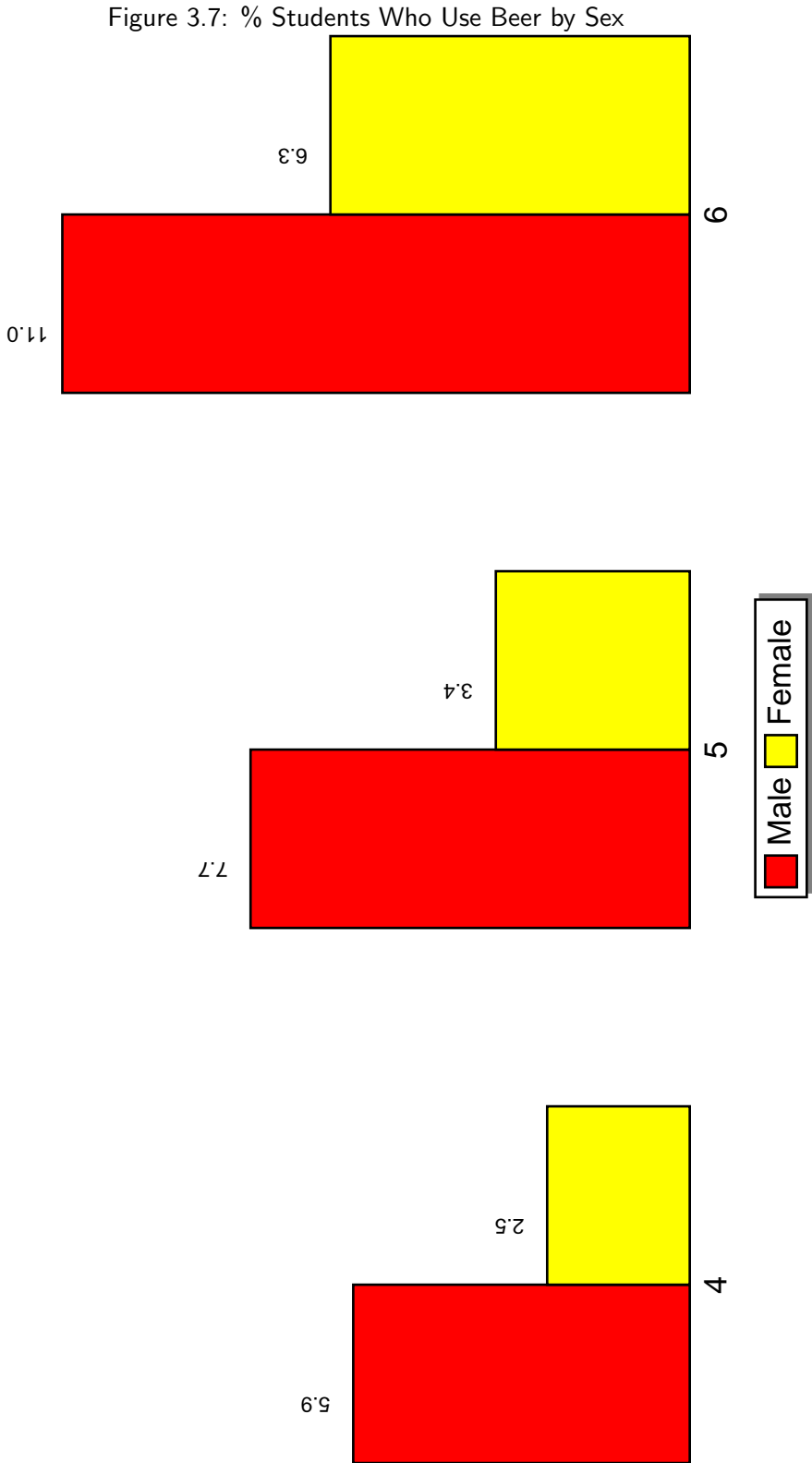


% Students Who Use Chewing Tobacco, Snuff, etc. by Sex

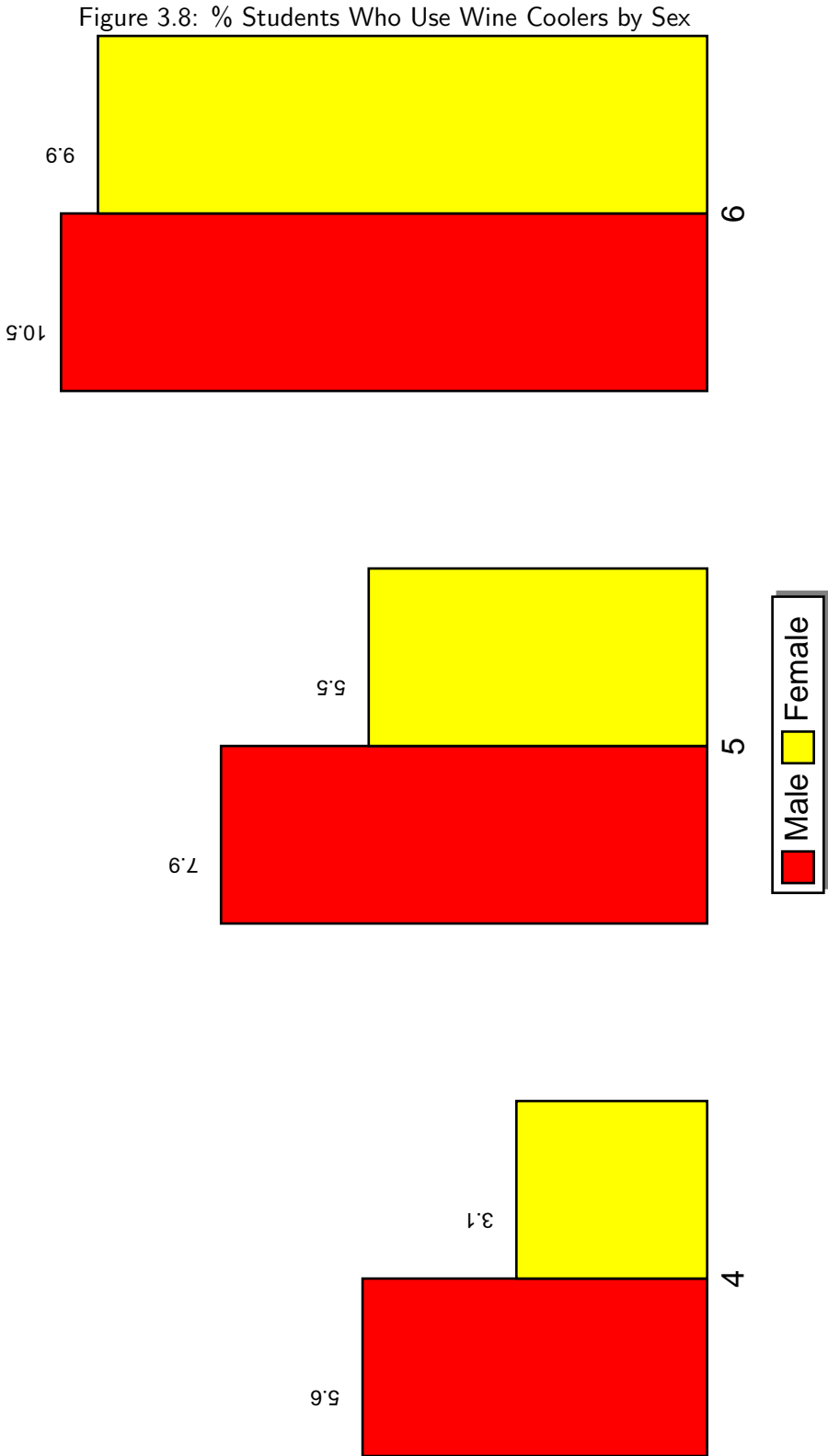
Figure 3.6: % Students Who Use Chewing Tobacco, Snuff, etc. by Sex



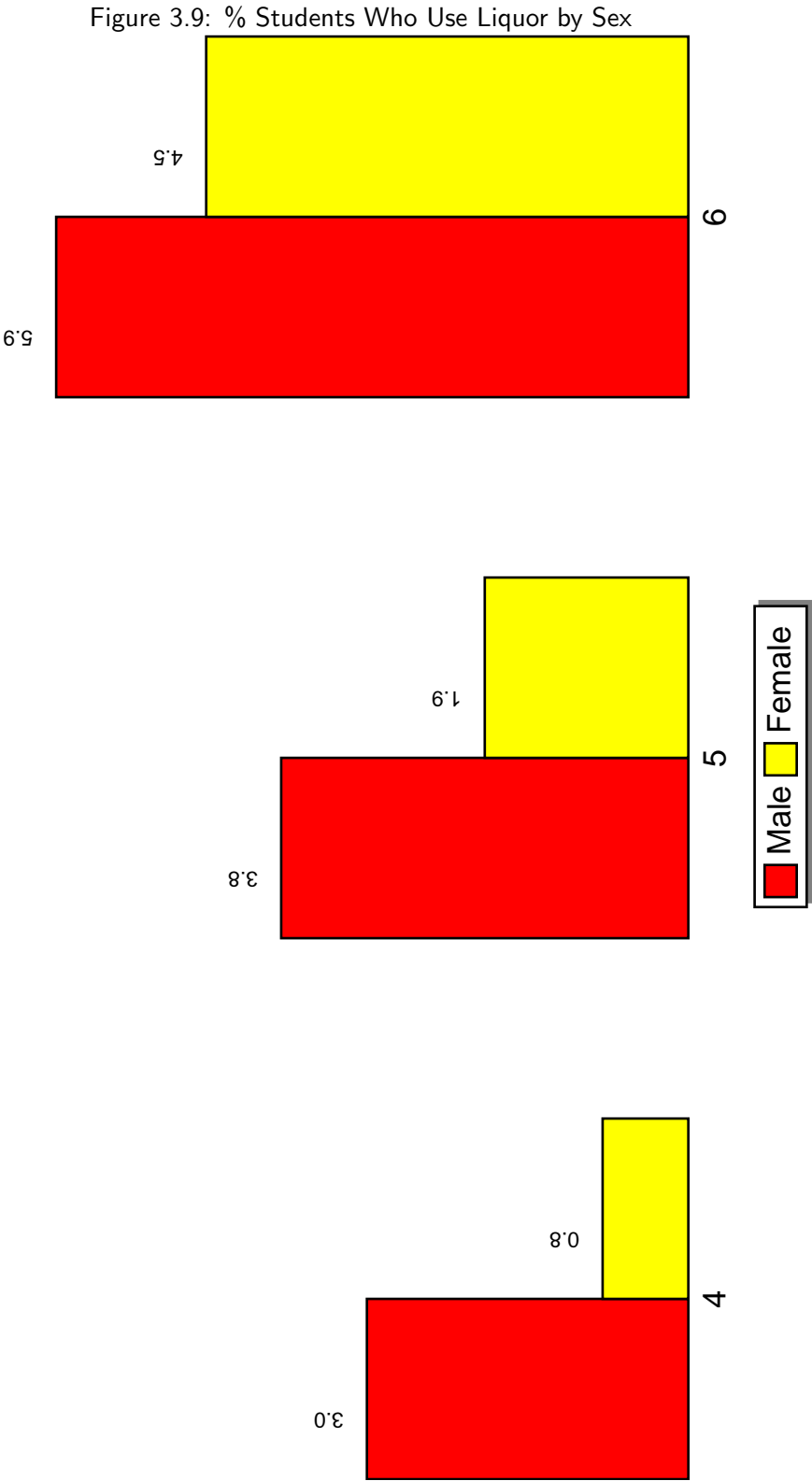
% Students Who Use Beer by Sex



% Students Who Use Wine Coolers by Sex

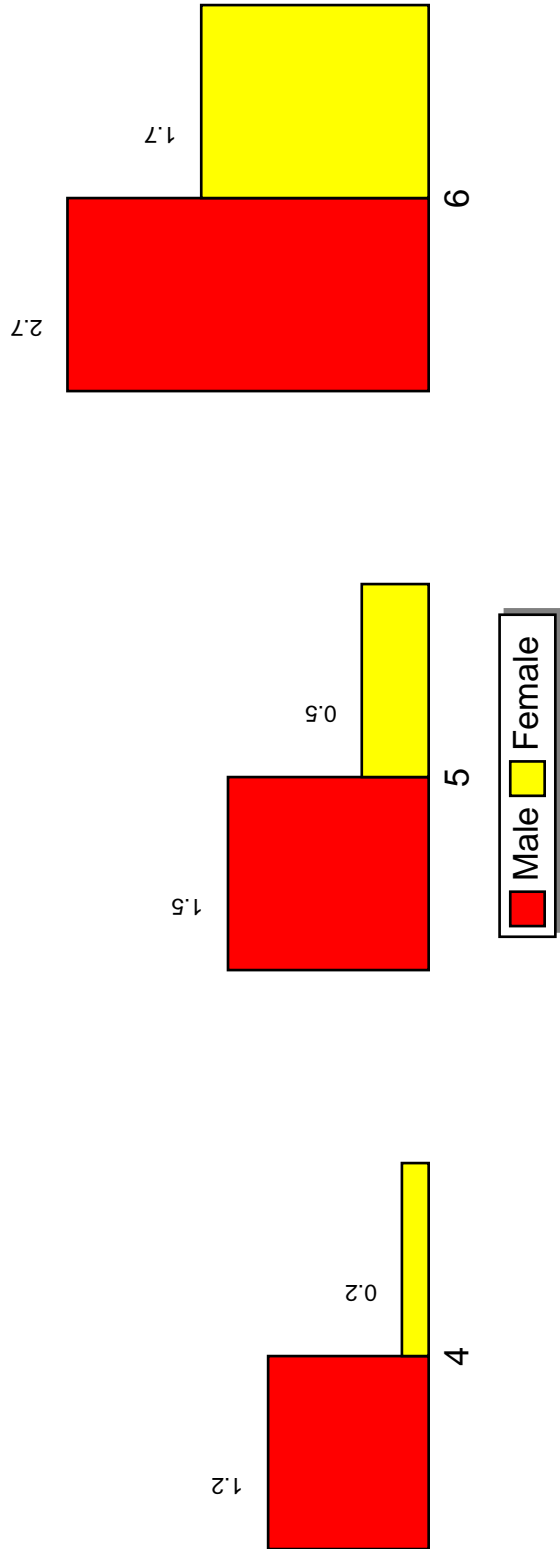


% Students Who Use Liquor by Sex



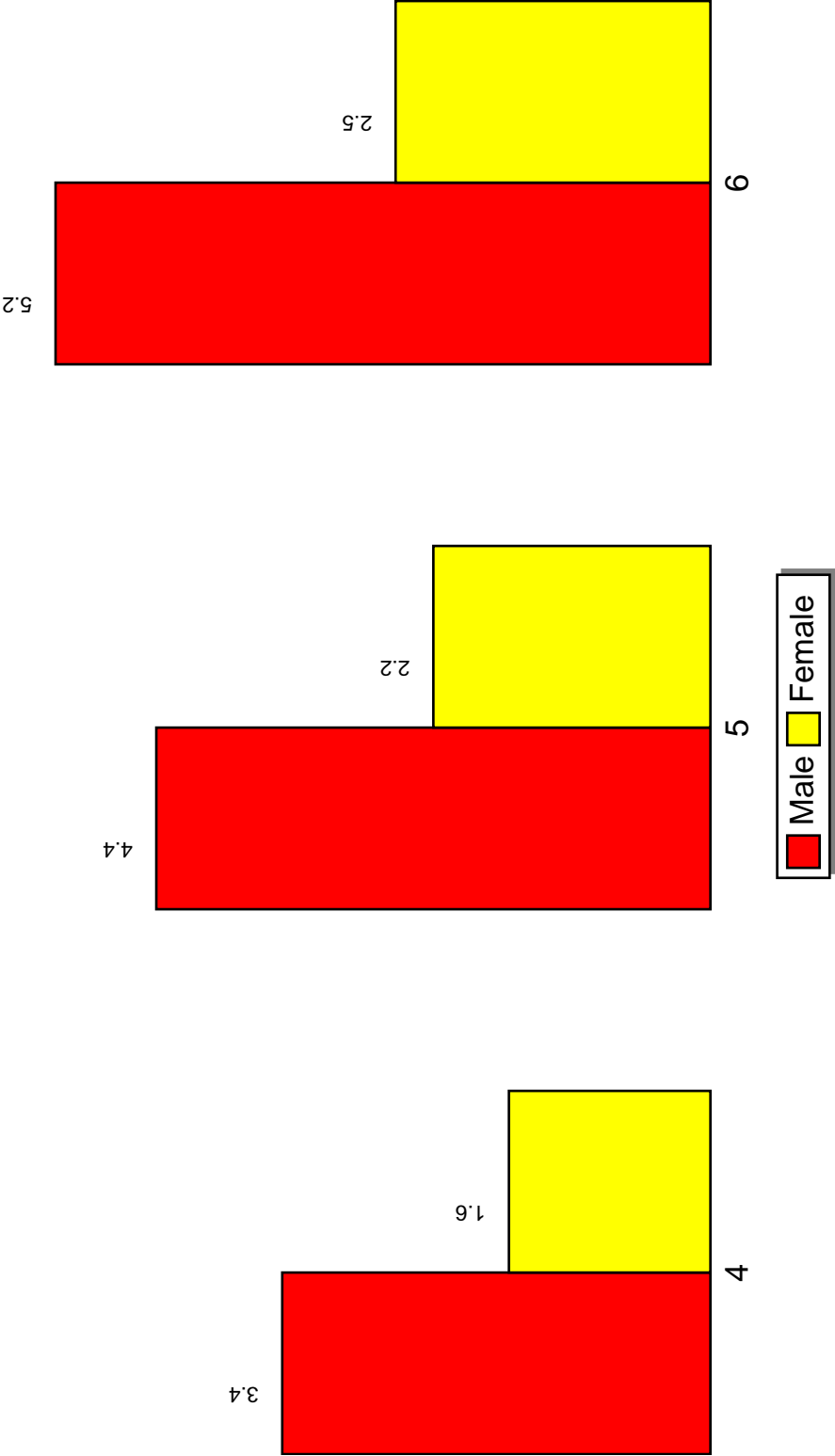
% Students Who Use Marijuana by Sex

Figure 3.10: % Students Who Use Marijuana by Sex



% Students Who Use Inhalants by Sex

Figure 3.11: % Students Who Use Inhalants by Sex



Chapter 4

Percentage Tables

This chapter contains your school/school district survey results in tabular form. Each table corresponds to an item on the questionnaire. The tables contain percentage data by grade level, (grades 4 through 6), and *Total*. The *N of Valid* column contains the number of students responding to the item and the *N of Missing* column contains the number of students not responding to the item. The remaining columns contain the percentages of students responding to the particular response categories.

The percentage tables of the report appear in the same order as corresponding questions on the questionnaire. The Table of Contents contains the percentage tables by section and gives the page number where each section is located. The List of Tables contains the location of each individual table.

The last section of tables presents the frequency of drug use data with the categories *collapsed* as follows:

Weekly Use - 1-7 Times A Week

Monthly Use - 1-2 Times A Month + 1-7 Times A Week

Annual Use - 1-6 Times A Year + 1-2 Times A Month + 1-7 Times A Week

4.1 Student Information

Table 4.1: Sex

Grade Level	N of Valid	N of Miss	Male	Female
4th	6728	18	49.7	50.3
5th	11630	34	50.2	49.8
6th	3830	15	50.2	49.8
Total	22188	67	50.0	50.0

Table 4.2: Ethnic Origin

Grade Level	N of Valid	N of Miss	White	Black	Hispanic	Asian	Native American	Other
4th	6652	94	62.6	22.4	8.1	1.6	1.9	3.5
5th	11503	161	64.8	21.3	8.1	1.1	1.8	2.9
6th	3785	60	64.2	21.1	6.7	1.3	2.8	3.9
Total	21940	315	64.0	21.6	7.8	1.3	2.0	3.3

Table 4.3: Age

Grade Level	N of Valid	N of Miss	8	9	10	11	12	13	14+
4th	6719	27	0.3	40.7	51.1	7.1	0.7	0.0	0.0
5th	11612	52	0.0	0.5	41.5	49.0	8.2	0.8	0.1
6th	3831	14	0.0	0.0	0.3	46.4	44.5	8.0	0.8
Total	22162	93	0.1	12.6	37.3	35.8	12.2	1.8	0.2

4.2 Student Characteristics

Table 4.4: I make good grades.

Grade Level	N of Valid	N of Miss	Never	Some times	A Lot
4th	6684	62	1.1	52.5	46.4
5th	11590	74	0.8	55.3	43.8
6th	3823	22	0.7	51.3	48.0
Total	22097	158	0.9	53.8	45.3

Table 4.5: I get into trouble at school.

Grade Level	N of Valid	N of Miss	Never	Some times	A Lot
4th	6648	98	36.3	59.0	4.7
5th	11498	166	37.1	58.1	4.8
6th	3807	38	41.2	54.0	4.8
Total	21953	302	37.6	57.7	4.8

Table 4.6: I go to church or synagogue.

Grade Level	N of Valid	N of Miss	Never	Some times	A Lot
4th	6604	142	16.1	36.2	47.7
5th	11456	208	14.8	40.7	44.5
6th	3812	33	15.5	44.3	40.2
Total	21872	383	15.3	40.0	44.7

Table 4.7: I talk to my parents about my problems.

Grade Level	N of Valid	N of Miss	Never	Some times	A Lot
4th	6674	72	9.7	46.3	44.0
5th	11543	121	13.7	50.8	35.5
6th	3822	23	16.2	54.3	29.5
Total	22039	216	12.9	50.0	37.0

Table 4.8: My parents talk to me about the dangers of alcohol and drugs.

Grade Level	N of Valid	N of Miss	Never	Some times	A Lot
4th	6646	100	10.3	32.5	57.1
5th	11517	147	10.9	34.6	54.5
6th	3820	25	10.8	39.1	50.1
Total	21983	272	10.7	34.8	54.5

Table 4.9: My teachers talk to me about the dangers of alcohol and drugs.

Grade Level	N of Valid	N of Miss	Never	Some times	A Lot
4th	6608	138	10.5	42.1	47.4
5th	11461	203	8.5	44.7	46.7
6th	3805	40	9.8	46.9	43.3
Total	21874	381	9.3	44.3	46.3

Table 4.10: My parents make me follow certain rules.

Grade Level	N of Valid	N of Miss	Never	Some times	A Lot
4th	6650	96	3.1	22.2	74.7
5th	11507	157	2.9	25.9	71.2
6th	3814	31	2.8	29.6	67.6
Total	21971	284	2.9	25.4	71.7

Table 4.11: My school makes me follow certain rules.

Grade Level	N of Valid	N of Miss	Never	Some times	A Lot
4th	6669	77	1.4	8.7	89.9
5th	11545	119	1.3	8.6	90.2
6th	3819	26	1.3	11.1	87.6
Total	22033	222	1.3	9.0	89.7

Table 4.12: I have to be home at a certain time.

Grade Level	N of Valid	N of Miss	Never	Some times	A Lot
4th	6559	187	18.0	43.4	38.6
5th	11426	238	14.5	46.7	38.8
6th	3770	75	11.8	49.9	38.3
Total	21755	500	15.1	46.3	38.6

Table 4.13: I go to parties (birthday, etc.).

Grade Level	N of Valid	N of Miss	Never	Some times	A Lot
4th	6615	131	4.4	54.9	40.7
5th	11470	194	4.5	55.8	39.7
6th	3792	53	3.9	52.5	43.7
Total	21877	378	4.4	54.9	40.7

Table 4.14: Most days I am alone at home for an hour or more.

Grade Level	N of Valid	N of Miss	Never	Some times	A Lot
4th	6610	136	62.8	28.2	9.0
5th	11449	215	53.9	35.8	10.3
6th	3793	52	39.9	45.9	14.3
Total	21852	403	54.1	35.3	10.6

Table 4.15: The kids at school like me.

Grade Level	N of Valid	N of Miss	Never	Some times	A Lot
4th	6549	197	6.4	43.6	50.0
5th	11341	323	5.0	42.5	52.5
6th	3740	105	3.4	40.4	56.2
Total	21630	625	5.1	42.5	52.4

Table 4.16: My parents make sure I do my homework.

Grade Level	N of Valid	N of Miss	Never	Some times	A Lot
4th	6624	122	1.8	10.6	87.6
5th	11513	151	2.1	12.2	85.7
6th	3805	40	2.8	16.8	80.4
Total	21942	313	2.1	12.5	85.3

Table 4.17: I play violent video games.

Grade Level	N of Valid	N of Miss	Never	Some times	A Lot
4th	6591	155	44.8	33.5	21.7
5th	11487	177	39.1	37.6	23.3
6th	3806	39	35.3	39.0	25.7
Total	21884	371	40.2	36.6	23.2

4.3 Within The Past Year How Often Have You Used

Table 4.18: Within the past year how often have you smoked cigarettes?

Grade Level	N of Valid	N of Miss	Did Not Use	1-6/yr	1-2/mo	1-7/wk
4th	6654	92	97.7	1.1	0.6	0.6
5th	11534	130	95.8	2.4	1.1	0.8
6th	3814	31	93.2	3.5	1.7	1.7
Total	22002	253	95.9	2.2	1.0	0.9

Table 4.19: Within the past year how often have you chewed tobacco, snuff?

Grade Level	N of Valid	N of Miss	Did Not Use	1-6/yr	1-2/mo	1-7/wk
4th	6632	114	98.6	0.7	0.3	0.5
5th	11488	176	97.7	1.3	0.4	0.5
6th	3807	38	96.5	1.9	0.8	0.9
Total	21927	328	97.8	1.2	0.4	0.6

Table 4.20: Within the past year how often have you drunk beer (more than a sip)?

Grade Level	N of Valid	N of Miss	Did Not Use	1-6/yr	1-2/mo	1-7/wk
4th	6615	131	95.8	2.3	1.0	0.9
5th	11462	202	94.4	3.5	1.2	0.8
6th	3799	46	91.3	5.6	2.0	1.2
Total	21876	379	94.3	3.5	1.3	0.9

Table 4.21: Within the past year how often have you drunk wine coolers (more than a sip)?

Grade Level	N of Valid	N of Miss	Did Not Use	1-6/yr	1-2/mo	1-7/wk
4th	6597	149	95.6	2.6	0.9	0.9
5th	11437	227	93.3	4.2	1.4	1.1
6th	3795	50	89.7	6.2	2.8	1.3
Total	21829	426	93.4	4.1	1.5	1.1

Table 4.22: Within the past year how often have you drunk liquor (more than a sip)?

Grade Level	N of Valid	N of Miss	Did Not Use	1-6/yr	1-2/mo	1-7/wk
4th	6601	145	98.1	1.1	0.5	0.3
5th	11435	229	97.2	1.8	0.6	0.4
6th	3792	53	94.8	3.3	1.3	0.6
Total	21828	427	97.0	1.8	0.7	0.4

Table 4.23: Within the past year how often have you smoked marijuana (pot)?

Grade Level	N of Valid	N of Miss	Did Not Use	1-6/yr	1-2/mo	1-7/wk
4th	6598	148	99.3	0.3	0.1	0.3
5th	11410	254	99.0	0.5	0.2	0.3
6th	3789	56	97.8	1.1	0.4	0.8
Total	21797	458	98.9	0.6	0.2	0.4

Table 4.24: Within the past year how often have you sniffed glue, gas, etc. to get high?

Grade Level	N of Valid	N of Miss	Did Not Use	1-6/yr	1-2/mo	1-7/wk
4th	6568	178	97.5	1.5	0.6	0.4
5th	11405	259	96.7	1.7	0.8	0.8
6th	3787	58	96.1	2.3	1.1	0.5
Total	21760	495	96.8	1.7	0.8	0.6

Table 4.25: Within the past year how often have you used other drugs to get high?

Grade Level	N of Valid	N of Miss	Did Not Use	1-6/yr	1-2/mo	1-7/wk
4th	6593	153	99.2	0.4	0.2	0.2
5th	11408	256	98.9	0.5	0.3	0.3
6th	3788	57	98.3	0.9	0.4	0.4
Total	21789	466	98.9	0.5	0.3	0.3

4.4 How Many Of Your Friends

Table 4.26: How many of your friends smoke cigarettes?

Grade Level	N of Valid	N of Miss	None	A Few	A Lot
4th	6614	132	88.6	9.5	1.9
5th	11469	195	82.5	15.3	2.3
6th	3799	46	77.4	19.4	3.1
Total	21882	373	83.5	14.2	2.3

Table 4.27: How many of your friends chew tobacco, snuff?

Grade Level	N of Valid	N of Miss	None	A Few	A Lot
4th	6601	145	94.8	4.0	1.2
5th	11409	255	90.7	7.8	1.5
6th	3795	50	89.3	8.5	2.1
Total	21805	450	91.7	6.8	1.5

Table 4.28: How many of your friends drink beer?

Grade Level	N of Valid	N of Miss	None	A Few	A Lot
4th	6588	158	88.8	9.0	2.2
5th	11390	274	84.7	12.7	2.6
6th	3793	52	80.5	16.2	3.3
Total	21771	484	85.2	12.2	2.6

Table 4.29: How many of your friends drink wine coolers?

Grade Level	N of Valid	N of Miss	None	A Few	A Lot
4th	6549	197	91.7	6.7	1.6
5th	11349	315	87.6	10.0	2.4
6th	3782	63	83.3	13.6	3.1
Total	21680	575	88.1	9.6	2.3

Table 4.30: How many of your friends drink liquor?

Grade Level	N of Valid	N of Miss	None	A Few	A Lot
4th	6551	195	95.3	3.5	1.1
5th	11341	323	93.0	5.6	1.4
6th	3782	63	90.0	7.9	2.1
Total	21674	581	93.2	5.4	1.4

Table 4.31: How many of your friends smoke marijuana (pot)?

Grade Level	N of Valid	N of Miss	None	A Few	A Lot
4th	6535	211	96.9	2.0	1.1
5th	11330	334	95.2	3.5	1.3
6th	3779	66	93.0	5.2	1.8
Total	21644	611	95.3	3.3	1.3

Table 4.32: How many of your friends inhale glue, gas, etc. to get high?

Grade Level	N of Valid	N of Miss	None	A Few	A Lot
4th	6528	218	94.7	4.4	0.9
5th	11307	357	91.5	7.0	1.5
6th	3776	69	89.4	8.7	1.9
Total	21611	644	92.1	6.5	1.4

Table 4.33: How many of your friends use other drugs to get high?

Grade Level	N of Valid	N of Miss	None	A Few	A Lot
4th	6542	204	96.4	2.5	1.1
5th	11339	325	94.8	3.9	1.3
6th	3780	65	92.7	5.8	1.5
Total	21661	594	94.9	3.8	1.3

4.5 Harmful To Health

Table 4.34: Do you feel that using cigarettes is harmful to your health?

Grade Level	N of Valid	N of Miss	No	Yes
4th	6643	103	14.4	85.6
5th	11529	135	10.2	89.8
6th	3817	28	8.4	91.6
Total	21989	266	11.1	88.9

Table 4.35: Do you feel that using chewing tobacco or snuff is harmful to your health?

Grade Level	N of Valid	N of Miss	No	Yes
4th	6642	104	15.6	84.4
5th	11527	137	11.4	88.6
6th	3817	28	9.6	90.4
Total	21986	269	12.3	87.7

Table 4.36: Do you feel that using beer is harmful to your health?

Grade Level	N of Valid	N of Miss	No	Yes
4th	6619	127	18.9	81.1
5th	11488	176	16.1	83.9
6th	3798	47	16.3	83.7
Total	21905	350	17.0	83.0

Table 4.37: Do you feel that using wine coolers is harmful to your health?

Grade Level	N of Valid	N of Miss	No	Yes
4th	6596	150	20.2	79.8
5th	11457	207	19.2	80.8
6th	3788	57	21.8	78.2
Total	21841	414	20.0	80.0

Table 4.38: Do you feel that using liquor is harmful to your health?

Grade Level	N of Valid	N of Miss	No	Yes
4th	6599	147	16.0	84.0
5th	11482	182	12.3	87.7
6th	3798	47	11.9	88.1
Total	21879	376	13.3	86.7

Table 4.39: Do you feel that using marijuana (pot) is harmful to your health?

Grade Level	N of Valid	N of Miss	No	Yes
4th	6594	152	14.8	85.2
5th	11511	153	10.3	89.7
6th	3809	36	8.9	91.1
Total	21914	341	11.4	88.6

Table 4.40: Do you feel that using glue, gas, etc to get high is harmful to your health?

Grade Level	N of Valid	N of Miss	No	Yes
4th	6587	159	15.8	84.2
5th	11475	189	12.1	87.9
6th	3807	38	11.3	88.7
Total	21869	386	13.1	86.9

Table 4.41: Do you feel that using other drugs to get high is harmful to your health?

Grade Level	N of Valid	N of Miss	No	Yes
4th	6599	147	14.8	85.2
5th	11479	185	10.3	89.7
6th	3810	35	8.9	91.1
Total	21888	367	11.4	88.6

4.6 Where Do You Get

Table 4.42: Where do you get cigarettes?

Grade Level	N of Valid	N of Miss	Friend's				
			Home	House	School	Store	Other
4th	2917	3829	8.6	4.1	0.8	59.9	26.6
5th	4973	6691	10.7	7.6	0.9	55.6	25.2
6th	1720	2125	15.4	10.2	1.0	47.4	26.0
Total	9610	12645	10.9	7.0	0.9	55.4	25.8

Table 4.43: Where do you get chewing tobacco, snuff?

Grade Level	N of Valid	N of Miss	Friend's				
			Home	House	School	Store	Other
4th	2814	3932	5.8	3.8	0.6	55.0	34.8
5th	4696	6968	6.1	5.3	1.0	52.2	35.4
6th	1595	2250	6.5	8.7	1.3	42.4	41.1
Total	9105	13150	6.1	5.4	0.9	51.4	36.2

Table 4.44: Where do you get beer?

Grade Level	N of Valid	N of Miss	Friend's				
			Home	House	School	Store	Other
4th	2925	3821	12.9	3.2	0.5	58.4	25.0
5th	4857	6807	14.5	5.5	0.4	54.5	25.1
6th	1672	2173	18.8	8.4	0.6	45.3	26.9
Total	9454	12801	14.8	5.3	0.5	54.1	25.4

Table 4.45: Where do you get wine coolers?

Grade Level	N of Valid	N of Miss	Friend's				
			Home	House	School	Store	Other
4th	2874	3872	9.4	2.8	0.5	57.6	29.6
5th	4862	6802	12.4	5.3	0.5	53.8	28.0
6th	1698	2147	17.0	8.4	0.8	44.6	29.3
Total	9434	12821	12.3	5.1	0.6	53.3	28.7

Table 4.46: Where do you get liquor?

Grade Level	N of Valid	N of Miss	Home	Friend's House	School	Store	Other
4th	2779	3967	6.1	2.7	0.6	57.4	33.2
5th	4637	7027	7.4	4.2	0.7	55.7	32.0
6th	1584	2261	10.7	7.2	0.8	48.3	33.0
Total	9000	13255	7.6	4.2	0.7	55.0	32.5

Table 4.47: Where do you get marijuana (pot)?

Grade Level	N of Valid	N of Miss	Home	Friend's House	School	Store	Other
4th	2710	4036	3.8	4.5	0.9	41.9	48.9
5th	4486	7178	2.5	6.1	1.4	33.1	56.8
6th	1517	2328	3.2	10.0	2.6	22.9	61.2
Total	8713	13542	3.0	6.3	1.5	34.1	55.1

Table 4.48: Where do you get glue, gas, etc. to get high?

Grade Level	N of Valid	N of Miss	Home	Friend's House	School	Store	Other
4th	2751	3995	6.3	2.9	4.8	48.1	37.9
5th	4599	7065	8.5	3.5	6.4	43.8	37.8
6th	1567	2278	10.5	4.8	10.2	35.5	39.0
Total	8917	13338	8.2	3.5	6.6	43.7	38.1

Table 4.49: Where do you get other drugs to get high?

Grade Level	N of Valid	N of Miss	Home	Friend's House	School	Store	Other
4th	2743	4003	4.0	4.0	0.9	44.0	47.1
5th	4522	7142	3.6	4.9	1.2	37.1	53.1
6th	1524	2321	4.7	7.0	2.4	25.1	60.8
Total	8789	13466	3.9	5.0	1.3	37.2	52.6

4.7 How Easy Is It For Kids Your Age To Get

Table 4.50: How easy is it to get cigarettes?

Grade Level	N of Valid	N of Miss	Cannot Get	Hard To Get	Easy To Get
4th	6227	519	68.3	16.0	15.7
5th	10832	832	54.9	21.8	23.4
6th	3595	250	42.3	23.0	34.7
Total	20654	1601	56.7	20.2	23.0

Table 4.51: How easy is it to get chewing tobacco, snuff?

Grade Level	N of Valid	N of Miss	Cannot Get	Hard To Get	Easy To Get
4th	6204	542	72.9	16.9	10.2
5th	10776	888	61.1	23.2	15.7
6th	3561	284	51.4	28.3	20.3
Total	20541	1714	63.0	22.2	14.8

Table 4.52: How easy is it to get beer?

Grade Level	N of Valid	N of Miss	Cannot Get	Hard To Get	Easy To Get
4th	6206	540	65.4	16.5	18.1
5th	10760	904	54.9	21.5	23.6
6th	3578	267	42.3	22.7	35.0
Total	20544	1711	55.9	20.2	23.9

Table 4.53: How easy is it to get wine coolers?

Grade Level	N of Valid	N of Miss	Cannot Get	Hard To Get	Easy To Get
4th	6177	569	69.0	17.6	13.5
5th	10753	911	57.6	22.3	20.1
6th	3551	294	44.7	26.2	29.1
Total	20481	1774	58.8	21.6	19.6

Table 4.54: How easy is it to get liquor?

Grade Level	N of Valid	N of Miss	Cannot Get	Hard To Get	Easy To Get
4th	6172	574	73.5	16.5	10.0
5th	10722	942	62.9	22.5	14.6
6th	3549	296	49.9	27.1	23.0
Total	20443	1812	63.9	21.5	14.7

Table 4.55: How easy is it to get marijuana?

Grade Level	N of Valid	N of Miss	Cannot Get	Hard To Get	Easy To Get
4th	6168	578	76.6	16.0	7.4
5th	10718	946	69.1	21.0	9.9
6th	3545	300	59.4	27.0	13.6
Total	20431	1824	69.7	20.5	9.8

Table 4.56: How easy is it to get a gun?

Grade Level	N of Valid	N of Miss	Cannot Get	Hard To Get	Easy To Get
4th	6167	579	64.2	19.1	16.7
5th	10685	979	52.3	23.4	24.4
6th	3568	277	48.0	27.0	25.0
Total	20420	1835	55.1	22.7	22.2

Table 4.57: How easy is it to get a knife?

Grade Level	N of Valid	N of Miss	Cannot Get	Hard To Get	Easy To Get
4th	6170	576	51.8	14.3	33.9
5th	10677	987	39.7	15.3	45.0
6th	3573	272	31.6	16.3	52.0
Total	20420	1835	42.0	15.2	42.9

Table 4.58: How easy is it to get other weapon?

Grade Level	N of Valid	N of Miss	Cannot Get	Hard To Get	Easy To Get
4th	6134	612	64.8	18.1	17.1
5th	10640	1024	52.3	21.6	26.1
6th	3529	316	43.5	24.9	31.6
Total	20303	1952	54.6	21.1	24.3

4.8 While At School Have You

Table 4.59: While *at school* have you smoked cigarettes?

Grade Level	N of Valid	N of Miss	No	One Time	Two or More
4th	6548	198	98.6	0.9	0.5
5th	11368	296	98.3	1.0	0.7
6th	3772	73	98.2	1.3	0.5
Total	21688	567	98.4	1.0	0.6

Table 4.60: While *at school* have you drunk beer?

Grade Level	N of Valid	N of Miss	No	One Time	Two or More
4th	6538	208	97.6	1.6	0.7
5th	11355	309	97.8	1.4	0.8
6th	3769	76	98.0	1.5	0.6
Total	21662	593	97.8	1.5	0.7

Table 4.61: While *at school* have you drunk wine coolers?

Grade Level	N of Valid	N of Miss	No	One Time	Two or More
4th	6525	221	98.1	1.1	0.7
5th	11332	332	97.8	1.4	0.8
6th	3759	86	97.6	1.6	0.9
Total	21616	639	97.9	1.4	0.8

Table 4.62: While *at school* have you drunk liquor?

Grade Level	N of Valid	N of Miss	No	One Time	Two or More
4th	6521	225	99.3	0.4	0.3
5th	11352	312	99.1	0.5	0.4
6th	3761	84	99.0	0.7	0.3
Total	21634	621	99.2	0.5	0.4

Table 4.63: While *at school* have you smoked marijuana?

Grade Level	N of Valid	N of Miss	No	One Time	Two or More
4th	6513	233	99.4	0.3	0.3
5th	11344	320	99.4	0.3	0.3
6th	3766	79	99.3	0.4	0.3
Total	21623	632	99.3	0.3	0.3

Table 4.64: While *at school* have you inhaled glue, gas, etc. to get high?

Grade Level	N of Valid	N of Miss	No	One Time	Two or More
4th	6484	262	97.8	1.3	0.8
5th	11311	353	96.7	2.0	1.3
6th	3754	91	96.0	2.2	1.9
Total	21549	706	96.9	1.8	1.3

Table 4.65: While *at school* have you been afraid a student will hit you?

Grade Level	N of Valid	N of Miss	No	One Time	Two or More
4th	6515	231	76.4	12.7	10.9
5th	11254	410	77.1	12.7	10.2
6th	3762	83	81.1	10.8	8.1
Total	21531	724	77.6	12.3	10.1

Table 4.66: While *at school* have you been threatened by a student?

Grade Level	N of Valid	N of Miss	No	One Time	Two or More
4th	6488	258	68.9	15.6	15.6
5th	11238	426	66.7	15.5	17.8
6th	3751	94	68.6	15.5	15.9
Total	21477	778	67.7	15.5	16.8

Table 4.67: While *at school* have you been hit by a student?

Grade Level	N of Valid	N of Miss	No	One Time	Two or More
4th	6487	259	68.5	16.0	15.5
5th	11210	454	68.2	14.5	17.3
6th	3747	98	70.2	13.7	16.1
Total	21444	811	68.6	14.8	16.6

Table 4.68: While *at school* have you carried a real gun?

Grade Level	N of Valid	N of Miss	No	One Time	Two or More
4th	6494	252	97.6	1.0	1.4
5th	11203	461	98.1	0.8	1.1
6th	3759	86	98.4	0.8	0.8
Total	21456	799	98.0	0.9	1.1

Table 4.69: While *at school* have you carried a knife?

Grade Level	N of Valid	N of Miss	No	One Time	Two or More
4th	6488	258	95.6	2.4	2.0
5th	11198	466	95.0	2.7	2.3
6th	3759	86	95.1	3.0	1.9
Total	21445	810	95.2	2.7	2.1

Table 4.70: While *at school* have you carried other weapons for protection?

Grade Level	N of Valid	N of Miss	No	One Time	Two or More
4th	6488	258	96.8	1.6	1.6
5th	11227	437	96.5	1.8	1.8
6th	3749	96	96.5	1.9	1.6
Total	21464	791	96.6	1.7	1.7

4.9 While Not At School Have You

Table 4.71: While *not* at school have you smoked cigarettes?

Grade Level	N of Valid	N of Miss	No	One Time	Two or More
4th	6537	209	96.1	2.7	1.2
5th	11357	307	93.1	4.3	2.6
6th	3774	71	90.0	5.1	4.9
Total	21668	587	93.5	3.9	2.6

Table 4.72: While *not* at school have you drunk beer?

Grade Level	N of Valid	N of Miss	No	One Time	Two or More
4th	6515	231	92.6	5.0	2.3
5th	11350	314	91.0	6.0	3.0
6th	3773	72	87.6	6.8	5.6
Total	21638	617	90.9	5.8	3.3

Table 4.73: While *not* at school have you drunk wine coolers?

Grade Level	N of Valid	N of Miss	No	One Time	Two or More
4th	6501	245	94.3	3.6	2.1
5th	11342	322	91.5	5.2	3.3
6th	3757	88	87.3	7.0	5.7
Total	21600	655	91.6	5.1	3.3

Table 4.74: While *not* at school have you drunk liquor?

Grade Level	N of Valid	N of Miss	No	One Time	Two or More
4th	6506	240	98.0	1.1	0.8
5th	11333	331	96.5	2.2	1.3
6th	3755	90	94.5	2.7	2.8
Total	21594	661	96.6	2.0	1.4

Table 4.75: While *not* at school have you smoked marijuana?

Grade Level	N of Valid	N of Miss	No	One Time	Two or More
4th	6499	247	99.1	0.4	0.5
5th	11314	350	98.8	0.7	0.6
6th	3760	85	97.3	1.2	1.5
Total	21573	682	98.6	0.7	0.7

Table 4.76: While *not* at school have you inhaled glue, gas, etc. to get high?

Grade Level	N of Valid	N of Miss	No	One Time	Two or More
4th	6483	263	97.8	1.2	1.0
5th	11306	358	96.4	1.9	1.7
6th	3758	87	95.4	2.3	2.3
Total	21547	708	96.6	1.8	1.6

Table 4.77: While *not* at school have you been afraid a student will hit you?

Grade Level	N of Valid	N of Miss	No	One Time	Two or More
4th	6480	266	82.2	8.9	8.9
5th	11227	437	84.3	8.1	7.6
6th	3757	88	87.0	7.2	5.9
Total	21464	791	84.1	8.2	7.7

Table 4.78: While *not* at school have you been threatened by a student?

Grade Level	N of Valid	N of Miss	No	One Time	Two or More
4th	6478	268	76.7	11.0	12.4
5th	11213	451	76.6	10.4	13.0
6th	3750	95	77.8	10.8	11.4
Total	21441	814	76.8	10.6	12.5

Table 4.79: While *not* at school have you been hit by a student?

Grade Level	N of Valid	N of Miss	No	One Time	Two or More
4th	6482	264	73.9	11.4	14.7
5th	11209	455	75.8	10.6	13.6
6th	3754	91	76.9	10.4	12.7
Total	21445	810	75.4	10.8	13.8

Table 4.80: While *not* at school have you carried a real gun?

Grade Level	N of Valid	N of Miss	No	One Time	Two or More
4th	6472	274	88.6	3.4	8.0
5th	11186	478	84.5	4.1	11.4
6th	3756	89	88.2	3.2	8.5
Total	21414	841	86.4	3.7	9.9

Table 4.81: While *not* at school have you carried a knife?

Grade Level	N of Valid	N of Miss	No	One Time	Two or More
4th	6474	272	83.7	5.3	10.9
5th	11199	465	77.8	6.3	15.8
6th	3756	89	79.4	6.2	14.4
Total	21429	826	79.9	6.0	14.1

Table 4.82: While *not* at school have you carried other weapons for protection?

Grade Level	N of Valid	N of Miss	No	One Time	Two or More
4th	6458	288	92.0	3.4	4.6
5th	11202	462	88.4	3.9	7.7
6th	3747	98	89.2	3.8	7.0
Total	21407	848	89.6	3.7	6.7

4.10 Is It OK For Kids My Age To

Table 4.83: Is it OK for kids my age to smoke cigarettes?

Grade Level	N of Valid	N of Miss	No	Yes
4th	6560	186	98.7	1.3
5th	11407	257	98.1	1.9
6th	3777	68	97.6	2.4
Total	21744	511	98.2	1.8

Table 4.84: Is it OK for kids my age to drink beer?

Grade Level	N of Valid	N of Miss	No	Yes
4th	6551	195	97.2	2.8
5th	11382	282	96.8	3.2
6th	3775	70	95.6	4.4
Total	21708	547	96.7	3.3

Table 4.85: Is it OK for kids my age to drink wine coolers?

Grade Level	N of Valid	N of Miss	No	Yes
4th	6543	203	96.2	3.8
5th	11359	305	95.3	4.7
6th	3771	74	92.9	7.1
Total	21673	582	95.2	4.8

Table 4.86: Is it OK for kids my age to drink liquor?

Grade Level	N of Valid	N of Miss	No	Yes
4th	6555	191	98.7	1.3
5th	11371	293	98.3	1.7
6th	3777	68	97.6	2.4
Total	21703	552	98.3	1.7

Table 4.87: Is it OK for kids my age to smoke marijuana?

Grade Level	N of Valid	N of Miss	No	Yes
4th	6539	207	99.2	0.8
5th	11370	294	98.8	1.2
6th	3772	73	98.4	1.6
Total	21681	574	98.9	1.1

Table 4.88: Is it OK for kids my age to steal something if you need it?

Grade Level	N of Valid	N of Miss	No	Yes
4th	6531	215	97.5	2.5
5th	11300	364	96.5	3.5
6th	3769	76	94.8	5.2
Total	21600	655	96.5	3.5

Table 4.89: Is it OK for kids my age to sell drugs if you need the money?

Grade Level	N of Valid	N of Miss	No	Yes
4th	6535	211	98.3	1.7
5th	11268	396	98.3	1.7
6th	3775	70	97.6	2.4
Total	21578	677	98.2	1.8

Table 4.90: Is it OK for kids my age to carry a gun for protection?

Grade Level	N of Valid	N of Miss	No	Yes
4th	6520	226	95.2	4.8
5th	11243	421	93.5	6.5
6th	3764	81	93.0	7.0
Total	21527	728	93.9	6.1

Table 4.91: Is it OK for kids my age to take what you want, even if it means hurting someone?

Grade Level	N of Valid	N of Miss	No	Yes
4th	6536	210	98.1	1.9
5th	11258	406	97.4	2.6
6th	3776	69	97.1	2.9
Total	21570	685	97.6	2.4

Table 4.92: Is it OK for kids my age to beat up another student if it is a fair fight?

Grade Level	N of Valid	N of Miss	No	Yes
4th	6499	247	86.3	13.7
5th	11213	451	80.2	19.8
6th	3750	95	76.3	23.7
Total	21462	793	81.4	18.6

4.11 Frequency of Use

Table 4.93: Frequency of Use – Cigarettes

Grade Level	N of Valid	N of Miss	Weekly Use	Monthly Use	Annual Use
4th	6654	92	0.6	1.2	2.3
5th	11534	130	0.8	1.9	4.2
6th	3814	31	1.7	3.4	6.8
Total	22002	253	0.9	1.9	4.1

Table 4.94: Frequency of Use – Chewing Tobacco, Snuff

Grade Level	N of Valid	N of Miss	Weekly Use	Monthly Use	Annual Use
4th	6632	114	0.5	0.7	1.4
5th	11488	176	0.5	0.9	2.3
6th	3807	38	0.9	1.7	3.5
Total	21927	328	0.6	1.0	2.2

Table 4.95: Frequency of Use – Beer

Grade Level	N of Valid	N of Miss	Weekly Use	Monthly Use	Annual Use
4th	6615	131	0.9	1.9	4.2
5th	11462	202	0.8	2.0	5.6
6th	3799	46	1.2	3.1	8.7
Total	21876	379	0.9	2.2	5.7

Table 4.96: Frequency of Use – Wine Coolers

Grade Level	N of Valid	N of Miss	Weekly Use	Monthly Use	Annual Use
4th	6597	149	0.9	1.8	4.4
5th	11437	227	1.1	2.5	6.7
6th	3795	50	1.3	4.0	10.3
Total	21829	426	1.1	2.6	6.6

Table 4.97: Frequency of Use – Liquor

Grade Level	N of Valid	N of Miss	Weekly Use	Monthly Use	Annual Use
4th	6601	145	0.3	0.8	1.9
5th	11435	229	0.4	1.1	2.8
6th	3792	53	0.6	1.9	5.2
Total	21828	427	0.4	1.1	3.0

Table 4.98: Frequency of Use – Marijuana

Grade Level	N of Valid	N of Miss	Weekly Use	Monthly Use	Annual Use
4th	6598	148	0.3	0.4	0.7
5th	11410	254	0.3	0.5	1.0
6th	3789	56	0.8	1.2	2.2
Total	21797	458	0.4	0.6	1.1

Table 4.99: Frequency of Use – Glue, Gas, etc.

Grade Level	N of Valid	N of Miss	Weekly Use	Monthly Use	Annual Use
4th	6568	178	0.4	1.0	2.5
5th	11405	259	0.8	1.6	3.3
6th	3787	58	0.5	1.6	3.9
Total	21760	495	0.6	1.4	3.2

Table 4.100: Frequency of Use – Other Drugs

Grade Level	N of Valid	N of Miss	Weekly Use	Monthly Use	Annual Use
4th	6593	153	0.2	0.4	0.8
5th	11408	256	0.3	0.6	1.1
6th	3788	57	0.4	0.8	1.7
Total	21789	466	0.3	0.6	1.1

Table 4.101: Frequency of Use – Any Tobacco

Grade Level	N of Valid	N of Miss	Weekly Use	Monthly Use	Annual Use
4th	6678	68	0.9	1.7	3.1
5th	11563	101	1.1	2.4	5.3
6th	3821	24	2.3	4.3	8.7
Total	22062	193	1.3	2.5	5.2

Table 4.102: Frequency of Use – Any Alcohol

Grade Level	N of Valid	N of Miss	Weekly Use	Monthly Use	Annual Use
4th	6652	94	1.5	3.1	7.0
5th	11526	138	1.6	3.8	9.7
6th	3816	29	1.9	5.6	14.3
Total	21994	261	1.6	3.9	9.7