

PRIDE Questionnaire Report for Grades 4 thru 6

2004-05 Pride National Summary / Grades 4-6

January 31, 2006

Contents

1	Introduction	1
1.1	Drug Use Summary	3
1.2	Tobacco Use	3
1.3	Alcohol Use	3
1.4	Marijuana Use	4
1.5	Inhalant Use	4
1.6	What Can You Do As A Parent, Teacher, Or Concerned Citizen?	4
2	Standard Graphics	5
2.1	Frequency Of Use	6
2.2	Harmful To Health	9
2.3	How Easy Is It For Kids Your Age To Get	12
2.4	How Many Of Your Friends	15
3	Advanced Graphics	19
3.1	It Is OK For Kids My Age To	20
3.2	Frequency of Use by Sex	25
4	Percentage Tables	33
4.1	Student Information	34
4.2	Student Characteristics	35
4.3	Within The Past Year How Often Have You Used	38
4.4	How Many Of Your Friends	40
4.5	Harmful To Health	42
4.6	Where Do You Get	44
4.7	How Easy Is It For Kids Your Age To Get	46
4.8	While <i>At</i> School Have You	48
4.9	While <i>Not</i> At School Have You	51
4.10	Is It OK For Kids My Age To	54
4.11	Frequency of Use	57

List of Tables

- 4.1 Sex 34
- 4.2 Ethnic Origin 34
- 4.3 Age 34
- 4.4 I make good grades. 35
- 4.5 I get into trouble at school. 35
- 4.6 I go to church or synagogue. 35
- 4.7 I talk to my parents about my problems. 35
- 4.8 My parents talk to me about the dangers of alcohol and drugs. 36
- 4.9 My teachers talk to me about the dangers of alcohol and drugs. 36
- 4.10 My parents make me follow certain rules. 36
- 4.11 My school makes me follow certain rules. 36
- 4.12 I have to be home at a certain time. 36
- 4.13 I go to parties (birthday, etc.). 37
- 4.14 Most days I am alone at home for an hour or more. 37
- 4.15 The kids at school like me. 37
- 4.16 My parents make sure I do my homework. 37
- 4.17 I play violent video games. 37
- 4.18 Within the past year how often have you smoked cigarettes? 38
- 4.19 Within the past year how often have you chewed tobacco, snuff? 38
- 4.20 Within the past year how often have you drunk beer (more than a sip)? 38
- 4.21 Within the past year how often have you drunk wine coolers (more than a sip)? 38
- 4.22 Within the past year how often have you drunk liquor (more than a sip)? 39
- 4.23 Within the past year how often have you smoked marijuana (pot)? 39
- 4.24 Within the past year how often have you sniffed glue, gas, etc. to get high? 39
- 4.25 Within the past year how often have you used other drugs to get high? 39
- 4.26 How many of your friends smoke cigarettes? 40
- 4.27 How many of your friends chew tobacco, snuff? 40
- 4.28 How many of your friends drink beer? 40
- 4.29 How many of your friends drink wine coolers? 40
- 4.30 How many of your friends drink liquor? 41
- 4.31 How many of your friends smoke marijuana (pot)? 41
- 4.32 How many of your friends inhale glue, gas, etc. to get high? 41
- 4.33 How many of your friends use other drugs to get high? 41
- 4.34 Do you feel that using cigarettes is harmful to your health? 42
- 4.35 Do you feel that using chewing tobacco or snuff is harmful to your health? 42
- 4.36 Do you feel that using beer is harmful to your health? 42
- 4.37 Do you feel that using wine coolers is harmful to your health? 42

4.38 Do you feel that using liquor is harmful to your health?	43
4.39 Do you feel that using marijuana (pot) is harmful to your health?	43
4.40 Do you feel that using glue, gas, etc to get high is harmful to your health?	43
4.41 Do you feel that using other drugs to get high is harmful to your health?	43
4.42 Where do you get cigarettes?	44
4.43 Where do you get chewing tobacco, snuff?	44
4.44 Where do you get beer?	44
4.45 Where do you get wine coolers?	44
4.46 Where do you get liquor?	45
4.47 Where do you get marijuana (pot)?	45
4.48 Where do you get glue, gas, etc. to get high?	45
4.49 Where do you get other drugs to get high?	45
4.50 How easy is it to get cigarettes?	46
4.51 How easy is it to get chewing tobacco, snuff?	46
4.52 How easy is it to get beer?	46
4.53 How easy is it to get wine coolers?	46
4.54 How easy is it to get liquor?	47
4.55 How easy is it to get marijuana?	47
4.56 How easy is it to get a gun?	47
4.57 How easy is it to get a knife?	47
4.58 How easy is it to get other weapon?	47
4.59 While <i>at</i> school have you smoked cigarettes?	48
4.60 While <i>at</i> school have you drunk beer?	48
4.61 While <i>at</i> school have you drunk wine coolers?	48
4.62 While <i>at</i> school have you drunk liquor?	48
4.63 While <i>at</i> school have you smoked marijuana?	49
4.64 While <i>at</i> school have you inhaled glue, gas, etc. to get high?	49
4.65 While <i>at</i> school have you been afraid a student will hit you?	49
4.66 While <i>at</i> school have you been threatened by a student?	49
4.67 While <i>at</i> school have you been hit by a student?	49
4.68 While <i>at</i> school have you carried a real gun?	50
4.69 While <i>at</i> school have you carried a knife?	50
4.70 While <i>at</i> school have you carried other weapons for protection?	50
4.71 While <i>not</i> at school have you smoked cigarettes?	51
4.72 While <i>not</i> at school have you drunk beer?	51
4.73 While <i>not</i> at school have you drunk wine coolers?	51
4.74 While <i>not</i> at school have you drunk liquor?	51
4.75 While <i>not</i> at school have you smoked marijuana?	52
4.76 While <i>not</i> at school have you inhaled glue, gas, etc. to get high?	52
4.77 While <i>not</i> at school have you been afraid a student will hit you?	52
4.78 While <i>not</i> at school have you been threatened by a student?	52
4.79 While <i>not</i> at school have you been hit by a student?	52
4.80 While <i>not</i> at school have you carried a real gun?	53
4.81 While <i>not</i> at school have you carried a knife?	53
4.82 While <i>not</i> at school have you carried other weapons for protection?	53
4.83 Is it OK for kids my age to smoke cigarettes?	54
4.84 Is it OK for kids my age to drink beer?	54

4.85 Is it OK for kids my age to drink wine coolers?	54
4.86 Is it OK for kids my age to drink liquor?	54
4.87 Is it OK for kids my age to smoke marijuana?	55
4.88 Is it OK for kids my age to steal something if you need it?	55
4.89 Is it OK for kids my age to sell drugs if you need the money?	55
4.90 Is it OK for kids my age to carry a gun for protection?	55
4.91 Is it OK for kids my age to take what you want, even if it means hurting someone?	55
4.92 Is it OK for kids my age to beat up another student if it is a fair fight?	56
4.93 Frequency of Use – Cigarettes	57
4.94 Frequency of Use – Chewing Tobacco, Snuff	57
4.95 Frequency of Use – Beer	57
4.96 Frequency of Use – Wine Coolers	57
4.97 Frequency of Use – Liquor	58
4.98 Frequency of Use – Marijuana	58
4.99 Frequency of Use – Glue, Gas, etc.	58
4.100 Frequency of Use – Other Drugs	58
4.101 Frequency of Use – Any Tobacco	58
4.102 Frequency of Use – Any Alcohol	59

List of Figures

- 2.1 % Students Who Use Gateway Drugs 7
- 2.2 % Students Who Use Illicit Drugs 8
- 2.3 Harmful to Health – Cigarettes, Tobacco, Beer, Wine Coolers 10
- 2.4 Harmful to Health – Liquor, Marijuana, Glue, Gas, Other Drugs 11
- 2.5 How Easy Is It For Kids Your Age To Get Cigarettes, Tobacco, Beer 13
- 2.6 How Easy Is It For Kids Your Age To Get Wine Coolers, Liquor, Marijuana 14
- 2.7 How Many Of Your Friends Used Cigarettes, Chewing Tobacco, Beer 16
- 2.8 How Many Of Your Friends Used Wine Coolers, Liquor, Marijuana 17
- 2.9 How Many Of Your Friends Used Glue, Gas, Other Drugs 18

- 3.1 Is It OK For Kids My Age To Use Cigarettes, Beer and Wine Coolers 21
- 3.2 Is It OK For Kids My Age To Use Liquor and Marijuana 22
- 3.3 Is It OK For Kids My Age To Steal, Sell Drugs, Carry A Gun 23
- 3.4 Is It OK For Kids My Age To Take Something, Beat Up A Student 24
- 3.5 % Students Who Use Cigarettes by Sex 26
- 3.6 % Students Who Use Chewing Tobacco, Snuff, etc. by Sex 27
- 3.7 % Students Who Use Beer by Sex 28
- 3.8 % Students Who Use Wine Coolers by Sex 29
- 3.9 % Students Who Use Liquor by Sex 30
- 3.10 % Students Who Use Marijuana by Sex 31
- 3.11 % Students Who Use Inhalants by Sex 32

Chapter 1

Introduction

The following graphs, summary and tables are compiled from data collected in your school(s) using the **PRIDE Surveys Questionnaire**. These data reflect prevalence and patterns of drug and alcohol use, violence, gang activity and suicide. It is important that this report be utilized as part of your drug abuse and violence awareness and prevention programs. We strongly suggest that you:

COPY THE FOLLOWING PAGES, (which highlight and graphically summarize drug use and violent behavior by students in your school)

DISTRIBUTE THEM TO YOUR FACULTY

AND SHARE THIS INFORMATION WITH PARENTS.

Most of all, we strongly encourage a parent meeting at your school to share this information!

FOR GREATEST SUCCESS IN DECREASING DRUG USE, FACULTY, STUDENTS AND PARENTS MUST WORK TOGETHER TOWARD A DRUG-FREE LIFESTYLE.

If you have questions about this report or if you wish to have information on other **PRIDE Surveys** services and products, please call the **PRIDE Surveys** Office or write to the following address:

PRIDE Surveys
Janie Pitcock
160 Vanderbilt Court
Bowling Green, KY 42103
1-800-279-6361
1-270-746-9596
www.pridesurveys.com

The following information is for **PRIDE Surveys** internal use only.

- Data Files: ue049999
- Filter:

1.1 Drug Use Summary

- Number of 4th grade students surveyed: 12213
- Number of 5th grade students surveyed: 19446
- Number of 6th grade students surveyed: 5686
- Total number of students surveyed: 37345

1.2 Tobacco Use

2.1 percent of your 4th grade students said they used cigarettes within the past year (2003-2004 PRIDE National Avg = 2.3 %). **3.2** percent of your 5th grade students said they used cigarettes within the past year (2003-2004 PRIDE National Avg = 4.2 %). **5.9** percent of your 6th grade students said they used cigarettes within the past year (2003-2004 PRIDE National Avg = 6.8 %).

1.1 percent of your 4th grade students said they used chewing tobacco or snuff within the past year (2003-2004 PRIDE National Avg = 1.4 %). **1.7** percent of your 5th grade students said they used chewing tobacco or snuff within the past year (2003-2004 PRIDE National Avg = 2.3 %). **2.0** percent of your 6th grade students said they used chewing tobacco or snuff within the past year (2003-2004 PRIDE National Avg = 3.5 %).

1.3 Alcohol Use

4.3 percent of your 4th grade students said they used beer within the past year (2003-2004 PRIDE National Avg = 4.2 %). **5.1** percent of your 5th grade students said they used beer within the past year (2003-2004 PRIDE National Avg = 5.6 %). **7.4** percent of your 6th grade students said they used beer within the past year (2003-2004 PRIDE National Avg = 8.7 %).

4.0 percent of your 4th grade students said they used wine coolers within the past year (2003-2004 PRIDE National Avg = 4.4 %). **5.5** percent of your 5th grade students said they used wine coolers within the past year (2003-2004 PRIDE National Avg = 6.7 %). **8.7** percent of your 6th grade students said they used wine coolers within the past year (2003-2004 PRIDE National Avg = 10.3 %).

1.7 percent of your 4th grade students said they used liquor within the past year (2003-2004 PRIDE National Avg = 1.9 %). **2.6** percent of your 5th grade students said they used liquor within the past year (2003-2004 PRIDE National Avg = 2.8 %). **4.9** percent of your 6th grade students said they used liquor within the past year (2003-2004 PRIDE National Avg = 5.2 %).

NOTE: Beer and wine coolers are the favorite intoxicants of American students.

1.4 Marijuana Use

0.7 percent of your 4th grade students said they used marijuana within the past year (2003-2004 PRIDE National Avg = 0.7 %). **0.8** percent of your 5th grade students said they used marijuana within the past year (2003-2004 PRIDE National Avg = 1.0 %). **2.0** percent of your 6th grade students said they used marijuana within the past year (2003-2004 PRIDE National Avg = 2.2 %).

1.5 Inhalant Use

2.4 percent of your 4th grade students said they used inhalants within the past year (2003-2004 PRIDE National Avg = 2.5 %). **3.2** percent of your 5th grade students said they used inhalants within the past year (2003-2004 PRIDE National Avg = 3.3 %). **4.3** percent of your 6th grade students said they used inhalants within the past year (2003-2004 PRIDE National Avg = 3.9 %).

1.6 What Can You Do As A Parent, Teacher, Or Concerned Citizen?

The drug merchandisers thrive on the ignorance, apathy, and irresponsibility of ordinary citizens.

YOU CAN MAKE A DIFFERENCE!

Here's how:

1. Educate yourself and your family about the health hazards of drugs.
2. Insist on no illegal drug use by youngsters. This includes alcohol, tobacco and marijuana.
3. Support drug education in the schools, workplace, churches and civic associations.
4. Rebuild understanding and respect for the laws concerning alcohol, marijuana, cocaine and other drugs.
5. Recognize the danger of the illegal consumer as well as the illegal supplier of alcohol and other drugs.
6. Support law-enforcement efforts at home and abroad.
7. Write letters, telephone and visit those members of the publishing, merchandising and media world who glamorize, trivialize or subsidize the drug culture.

Chapter 2

Standard Graphics

The following graphs will assist you in understanding the relationship of student behavior to alcohol and other drug use. You are encouraged to make overheads or slides from the graphs for presentations to school faculty, parents, media, and other audiences in the community.

The *Frequency of Use* graphs show the percent of students at each grade level who report any use of the various drugs. The graphs are divided into *Gateway* and *Illicit* drug categories.

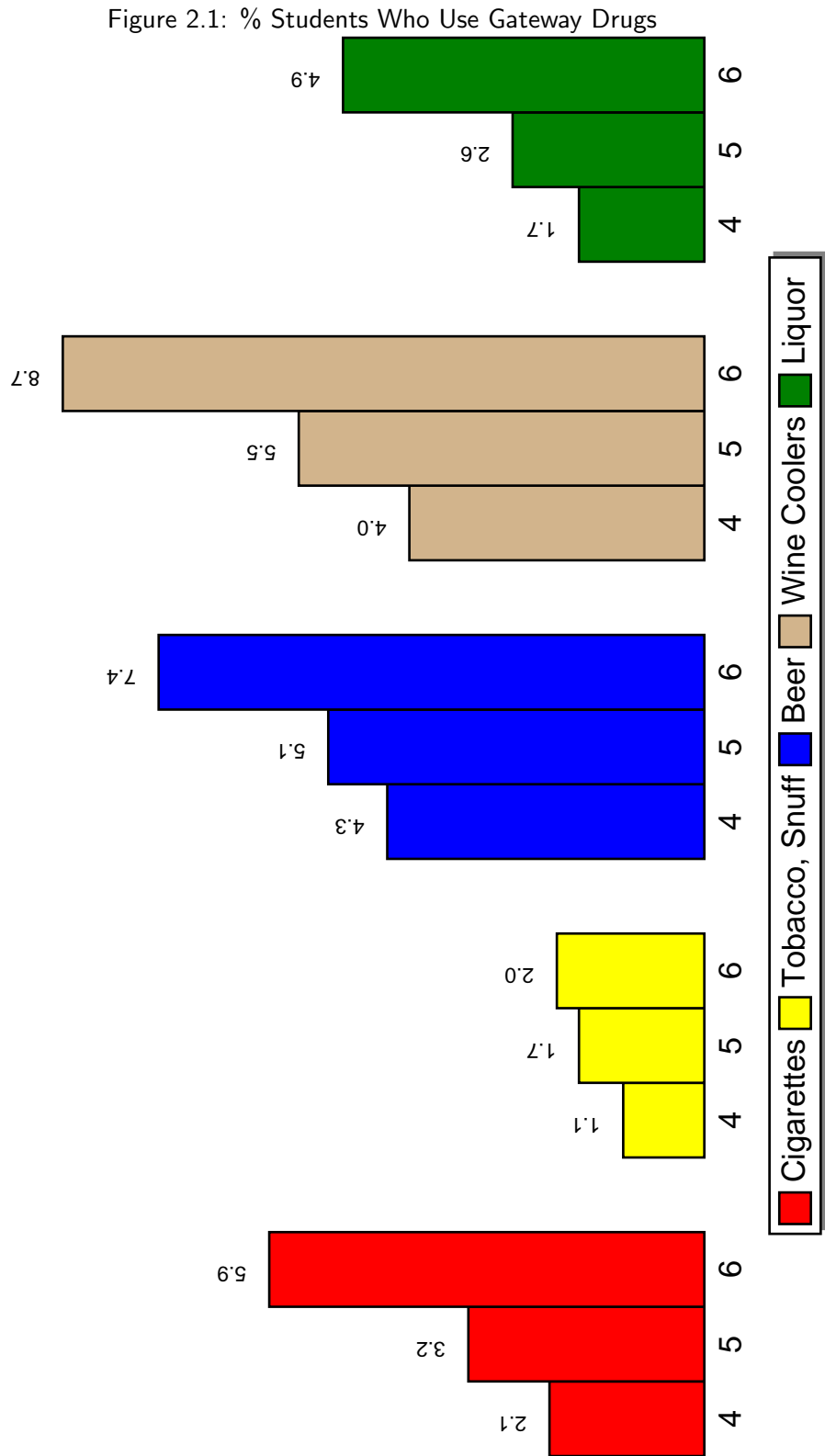
The *Perceived Harm* of alcohol and other drugs will assist with understanding how the false assumptions concerning harm are related to drug use. When drugs are perceived as harmless, the probability of use increases. These graphs show the percent of students who marked *Yes* or *A Lot* on the question *Do You Think The Following Are Harmful To Your Health*.

Research indicates that easy access, *Availability*, to drugs increases the probability of use. Availability of alcohol and other drugs normally increases at higher grade levels. These graphs show the percent of students who marked *Easy To Get* on the question *How Easy Is It For Kids Your Age To Get*.

Data collected in past years using the **PRIDE Surveys Questionnaire** indicate a high correlation between friends' use of drugs and an individual students' use of drugs (i.e. a student who reports use of drugs by friends is more likely to use drugs). These graphs show the percent of students who marked *A Lot* on the question *How Many Of Your Friends Use*.

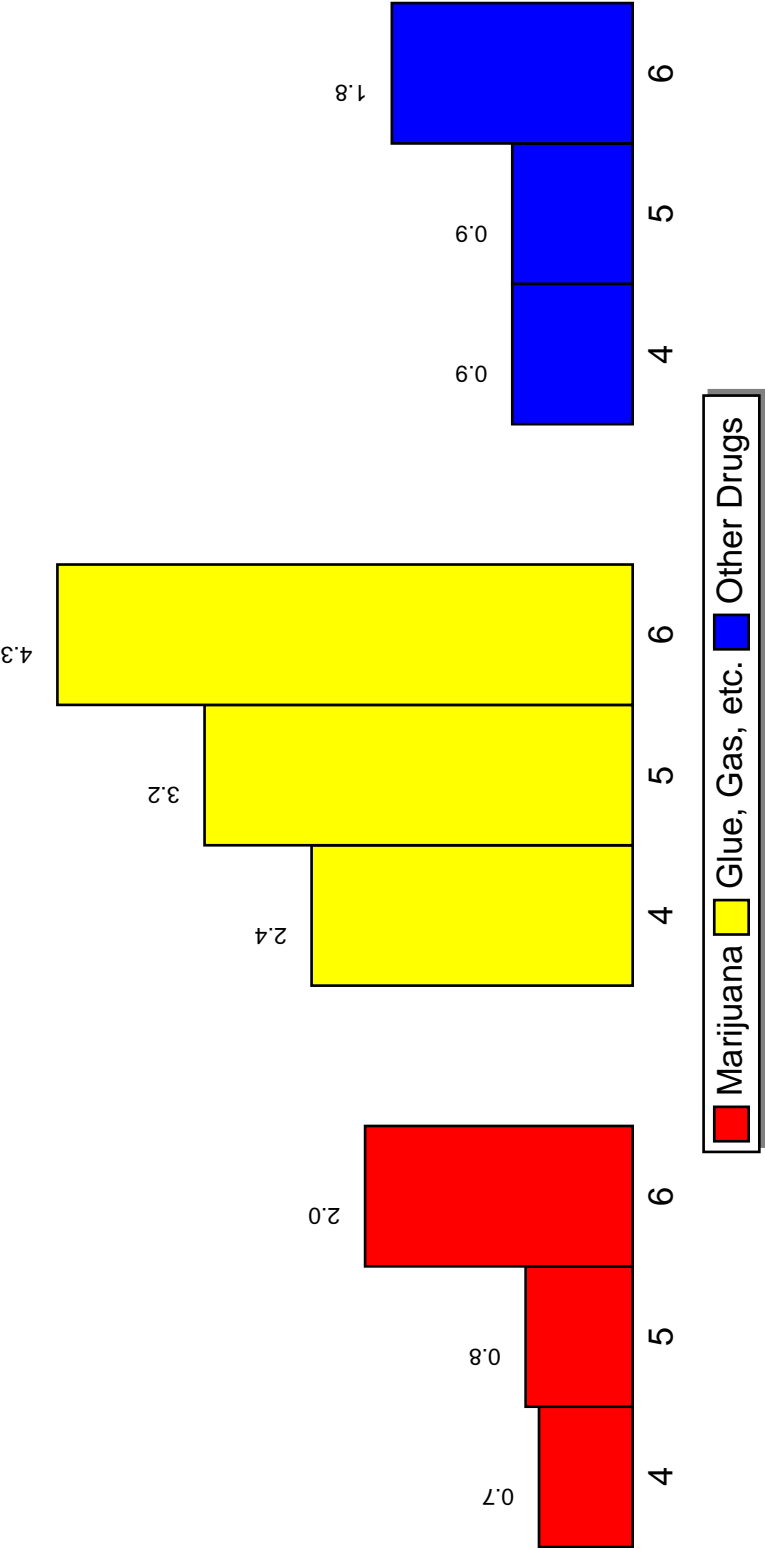
2.1 Frequency Of Use

% Students Who Use Gateway Drugs



% Students Who Use Illicit Drugs

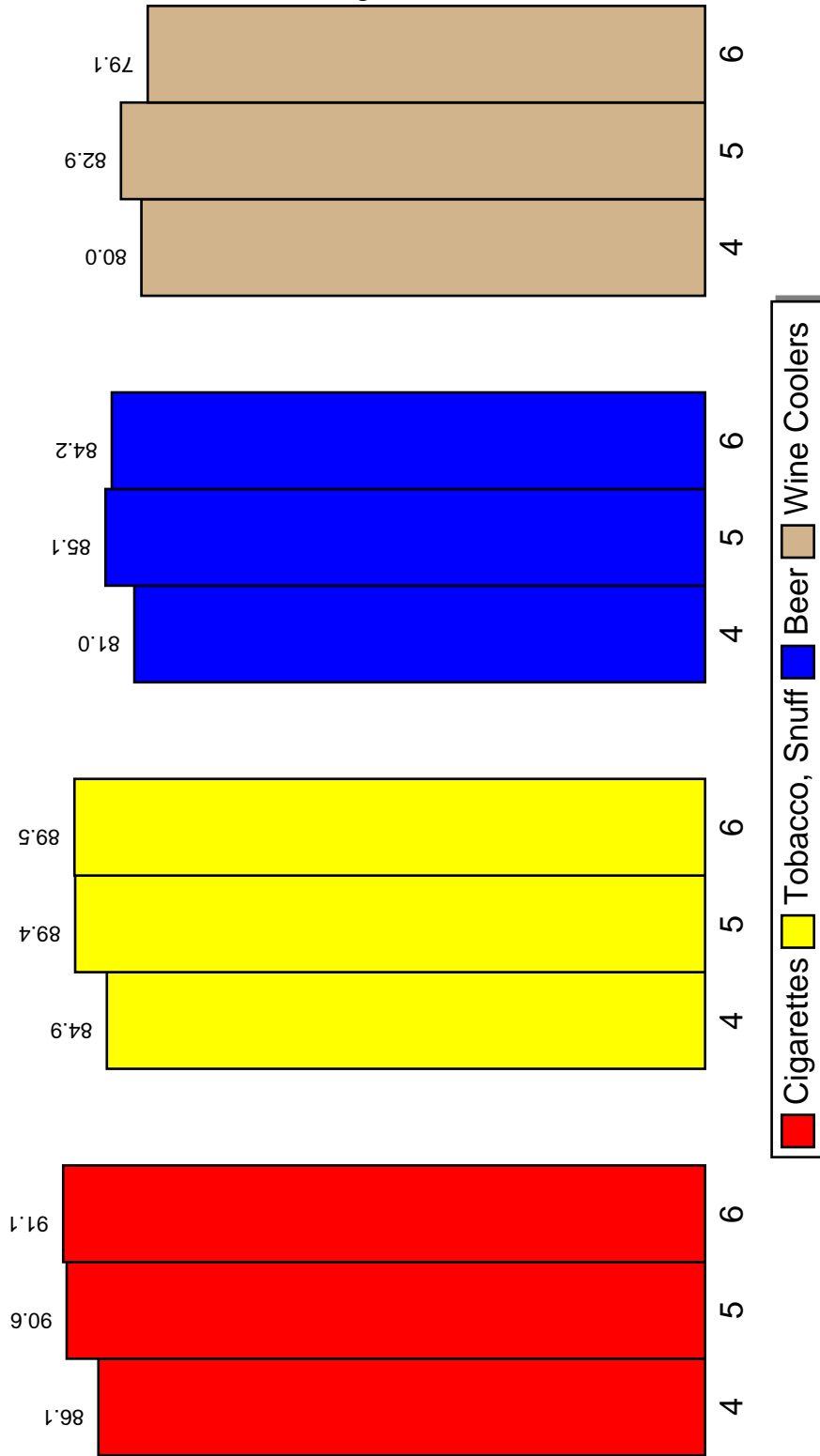
Figure 2.2: % Students Who Use Illicit Drugs



2.2 Harmful To Health

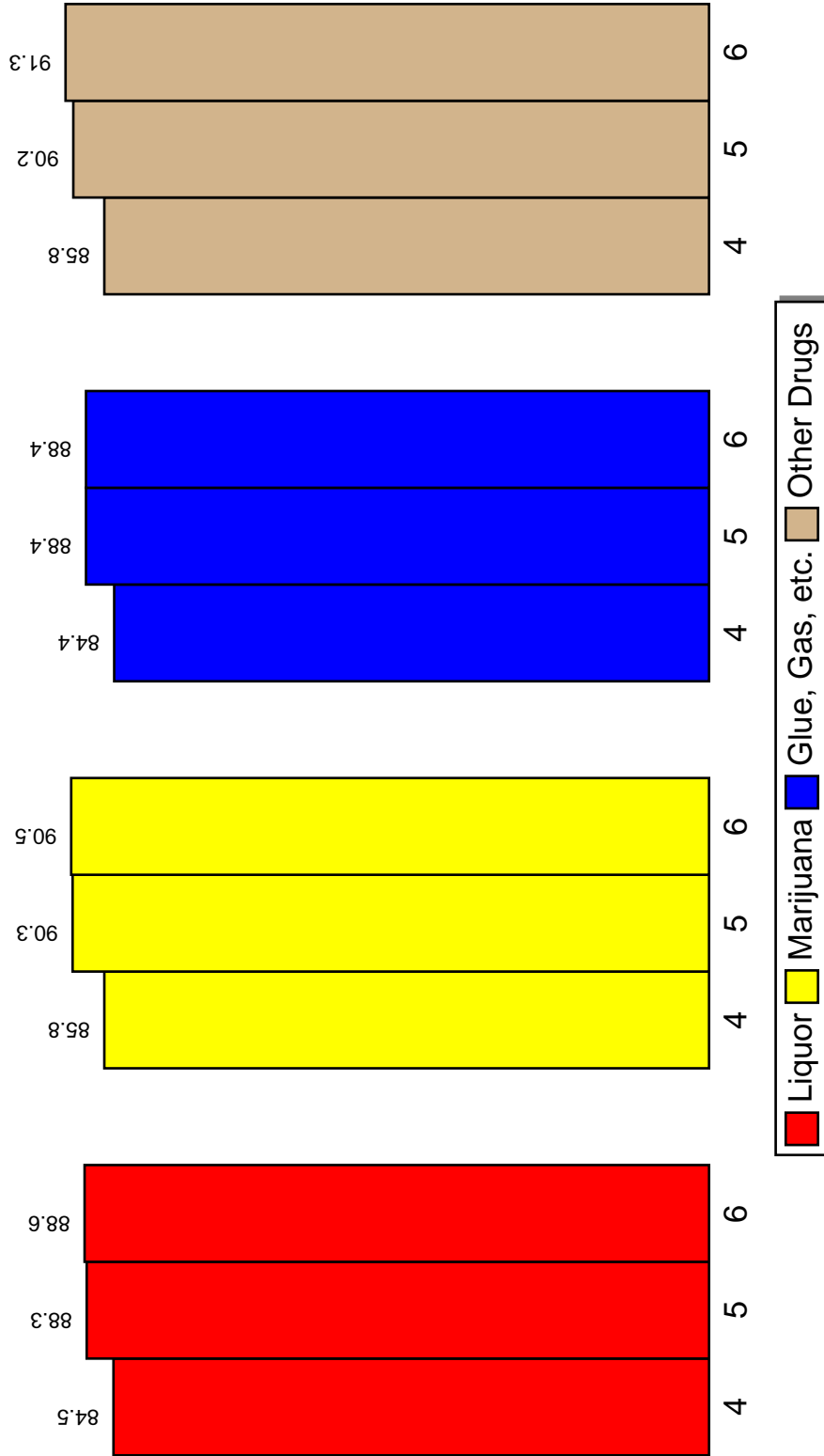
Harmful to Health -- Cigarettes, Tobacco, Beer, Wine Coolers

Figure 2.3: Harmful to Health – Cigarettes, Tobacco, Beer, Wine Coolers



Harmful to Health -- Liquor, Marijuana, Glue, Gas, Other Drugs

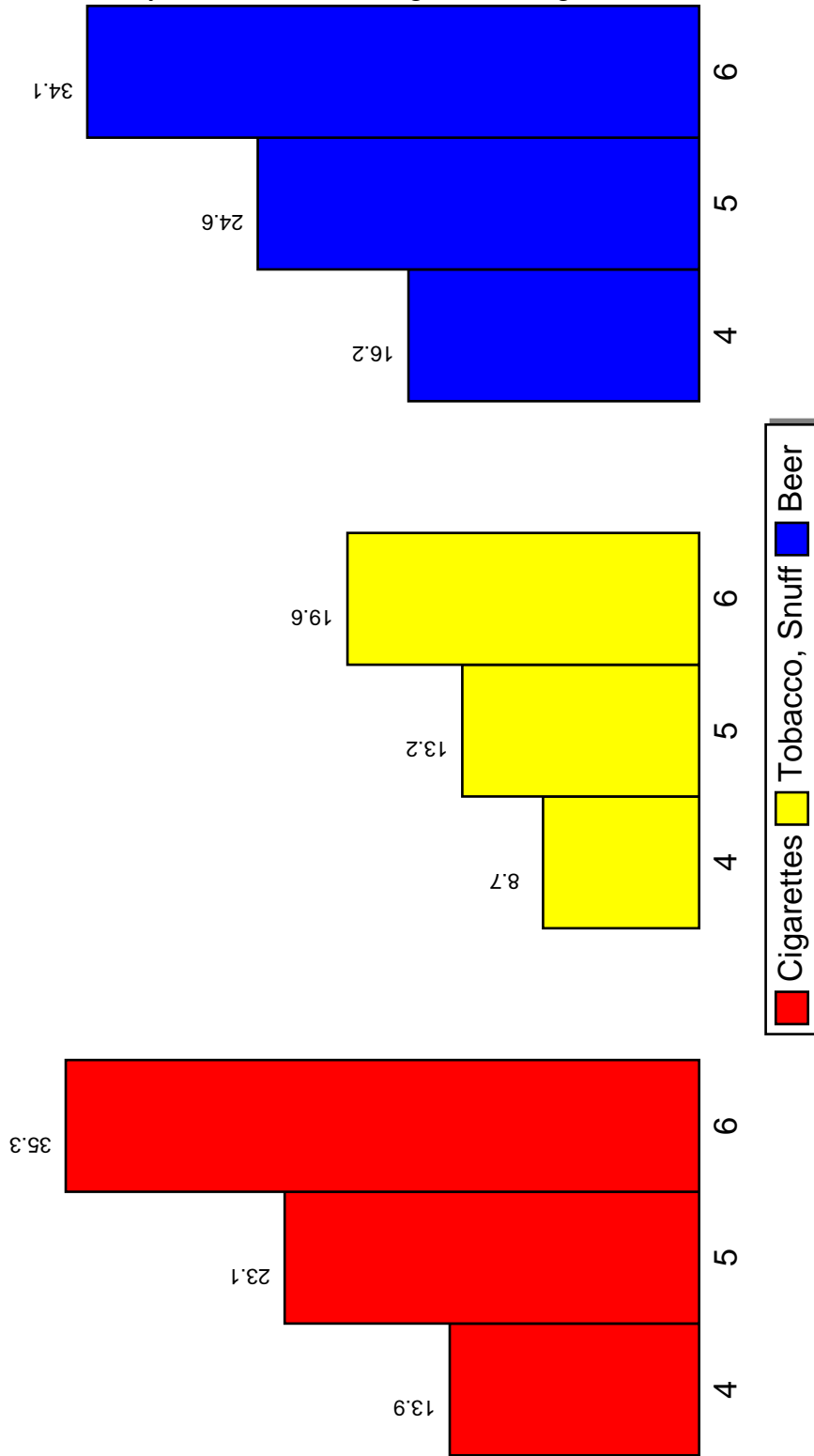
Figure 2.4: Harmful to Health – Liquor, Marijuana, Glue, Gas, Other Drugs



2.3 How Easy Is It For Kids Your Age To Get

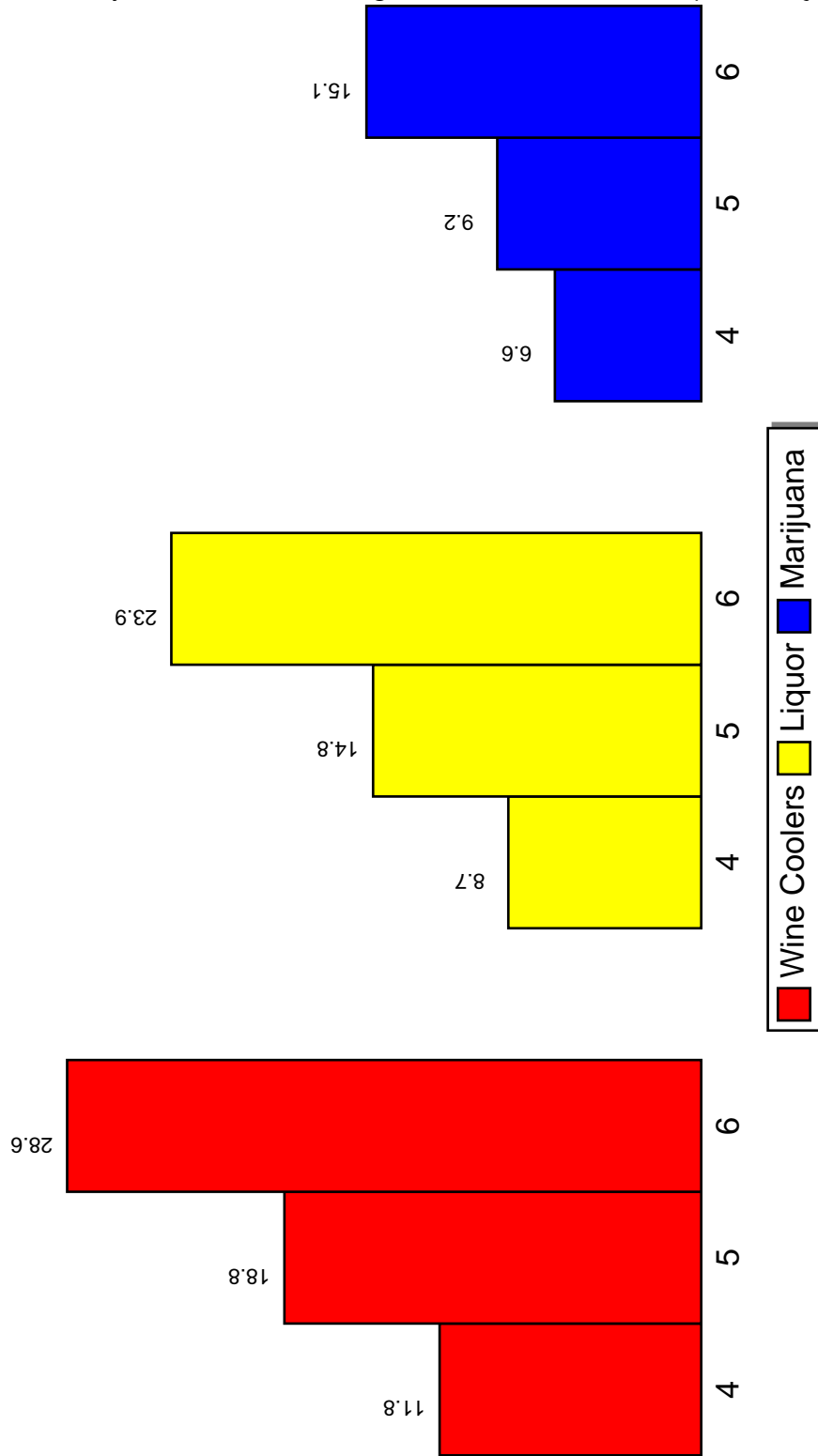
How Easy Is It For Kids Your Age To Get Cigarettes, Tobacco, Snuff, Beer

Figure 2.5: How Easy Is It For Kids Your Age To Get Cigarettes, Tobacco, Beer



How Easy Is It For Kids Your Age To Get Wine Coolers, Liquor, Marijuana

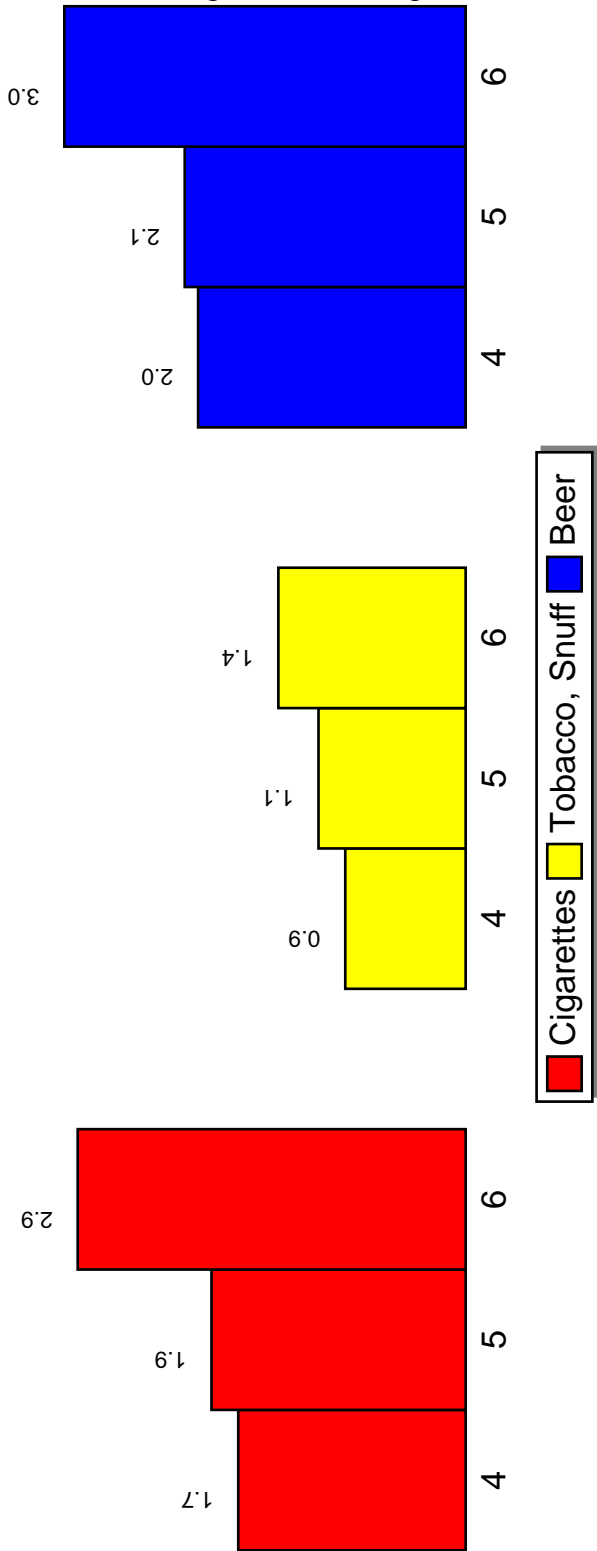
Figure 2.6: How Easy Is It For Kids Your Age To Get Wine Coolers, Liquor, Marijuana



2.4 How Many Of Your Friends

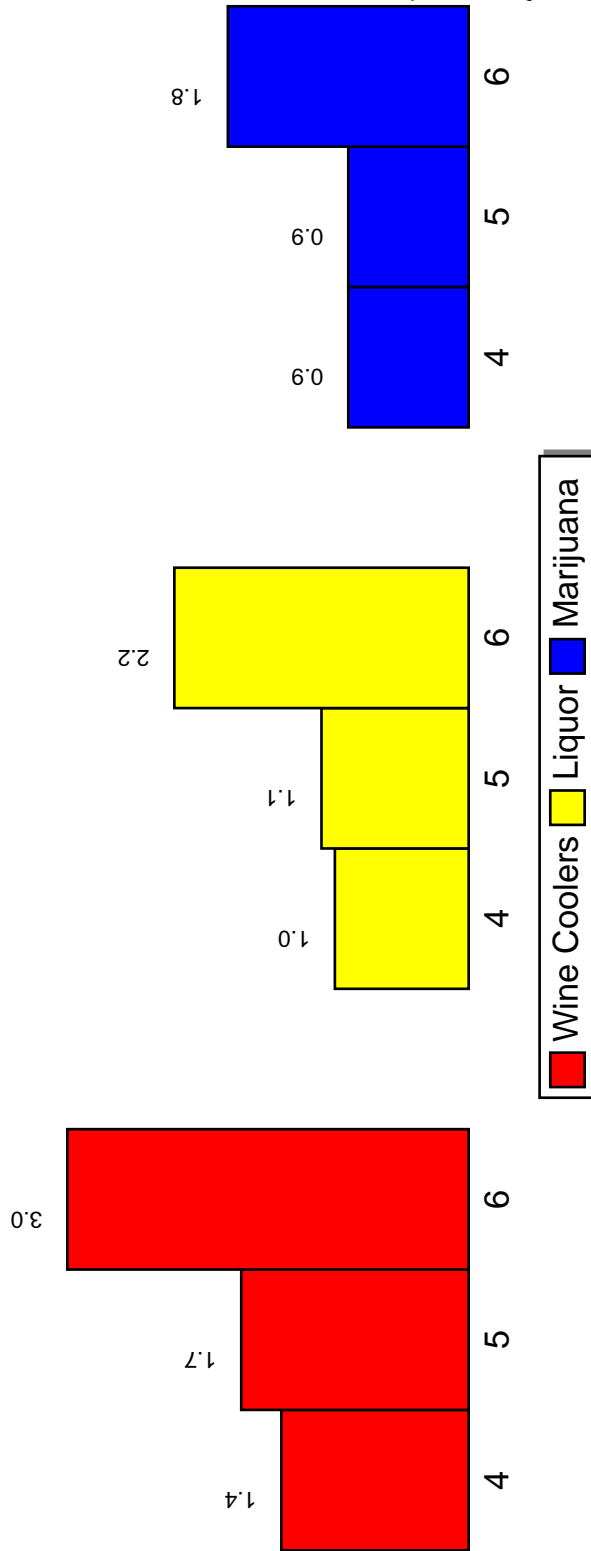
How Many Of Your Friends Used Cigarettes, Chewing Tobacco, Beer

Figure 2.7: How Many Of Your Friends Used Cigarettes, Chewing Tobacco, Beer



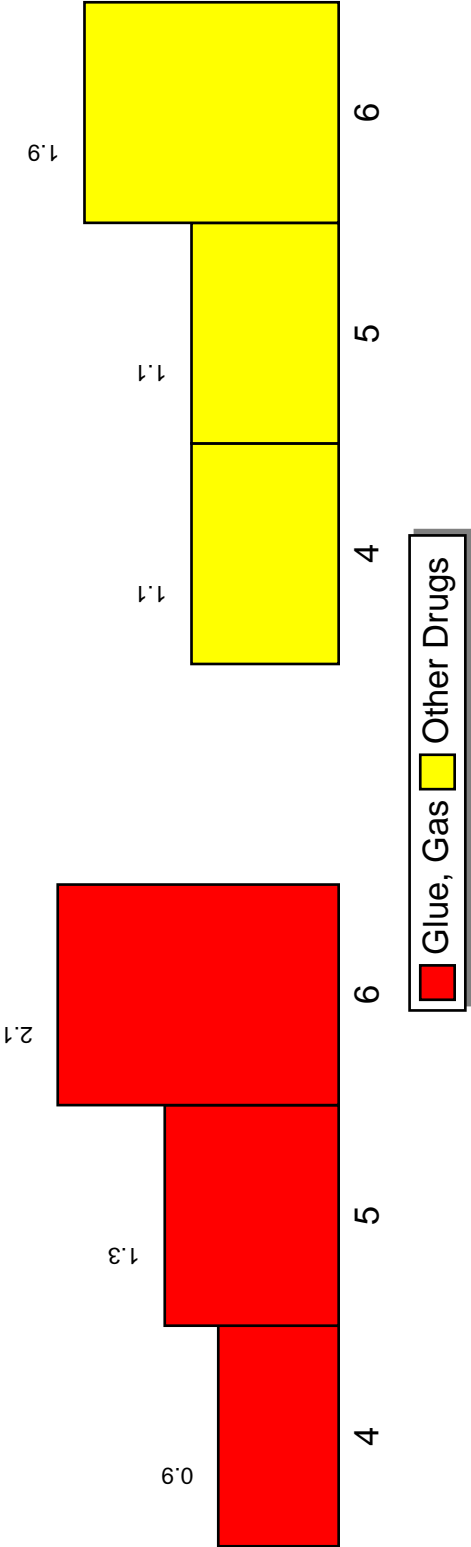
How Many Of Your Friends Used Wine Coolers, Liquor, Marijuana

Figure 2.8: How Many Of Your Friends Used Wine Coolers, Liquor, Marijuana



How Many Of Your Friends Used Glue, Gas, Other Drugs

Figure 2.9: How Many Of Your Friends Used Glue, Gas, Other Drugs



Chapter 3

Advanced Graphics

The following graphs will assist you in understanding the relationship of student behavior to alcohol and other drug usage. You are encouraged to make presentations to school faculty, parents, media, and other audiences in the community.

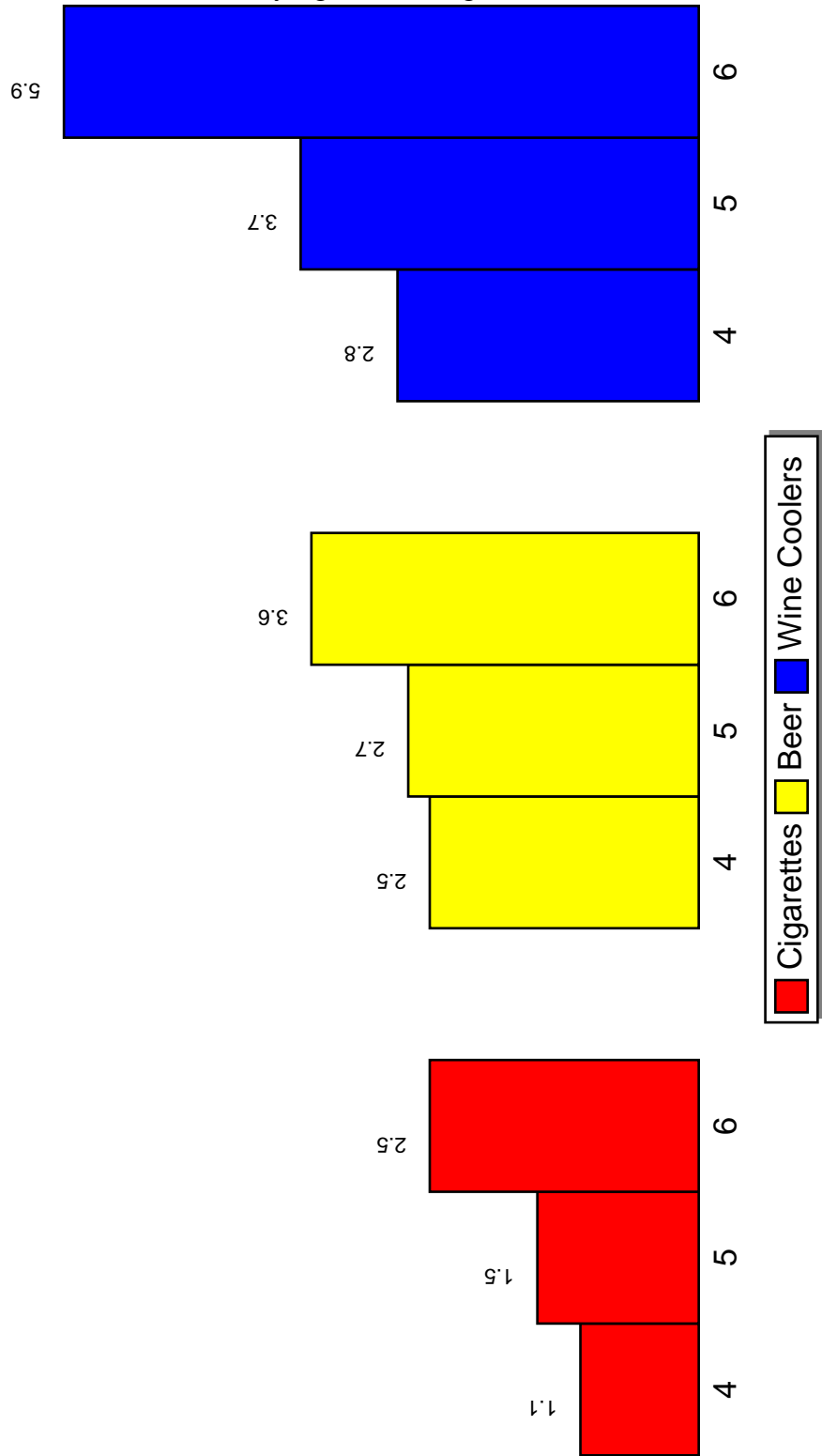
The first set of graphs shows those students who responded *Yes* to the question *Is It OK For Kids My Age To ...*

The second set of graphs, on frequency of use by sex, presents data on gateway and illicit drug use broken down by Male and Female students. These graphs show any use within the past year as reported by the students.

3.1 It Is OK For Kids My Age To

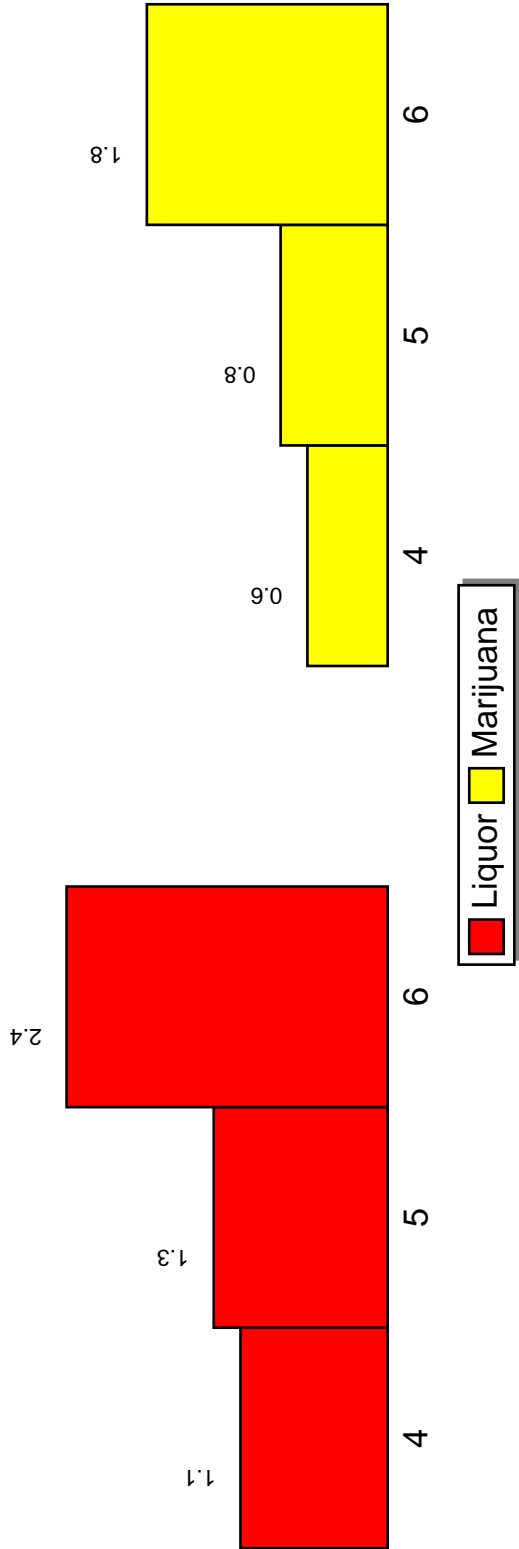
Is It OK For Kids My Age To Use Cigarettes, Beer and Wine Coolers

Figure 3.1: Is It OK For Kids My Age To Use Cigarettes, Beer and Wine Coolers



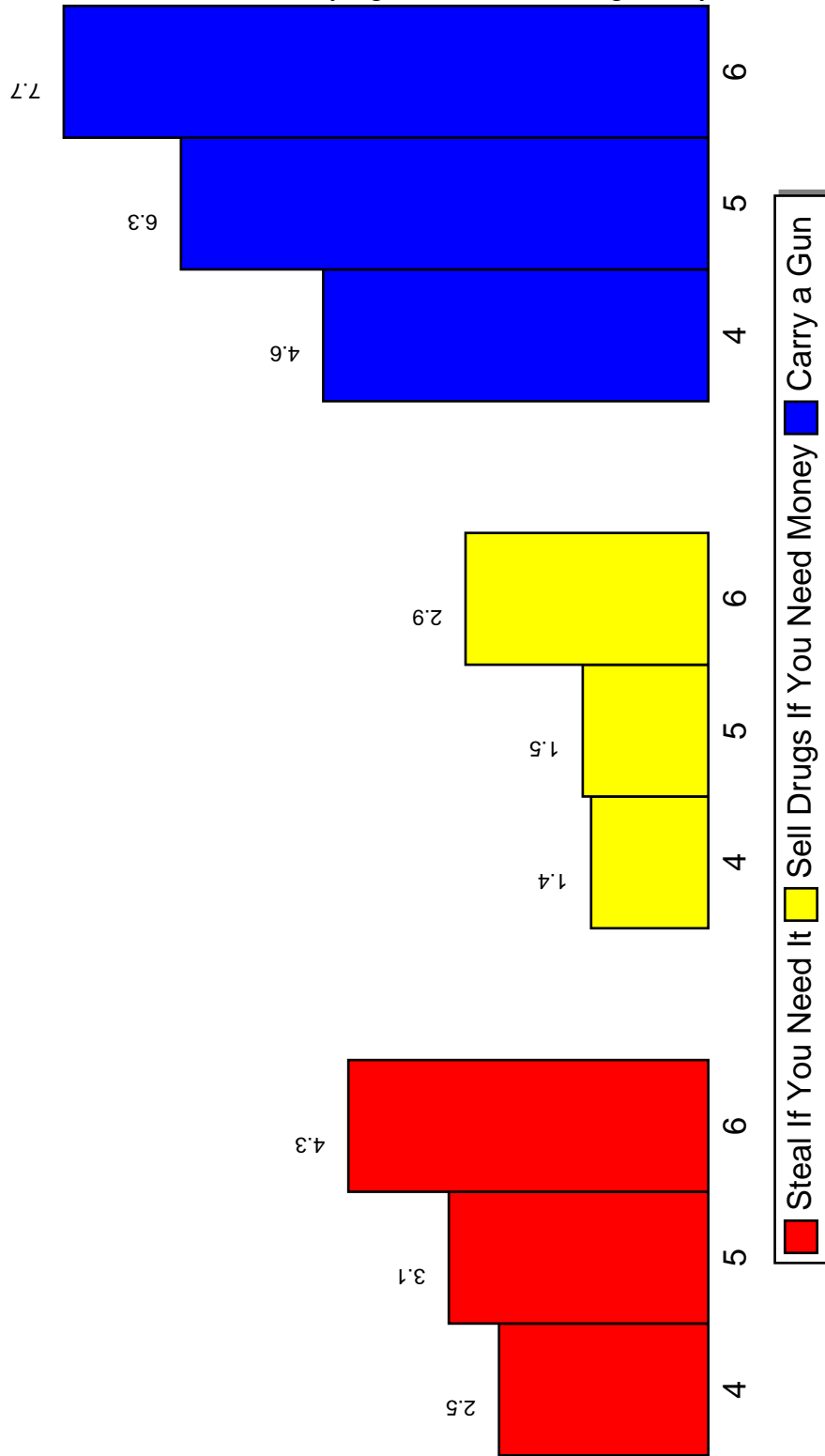
Is It OK For Kids My Age To Use Liquor and Marijuana

Figure 3.2: Is It OK For Kids My Age To Use Liquor and Marijuana



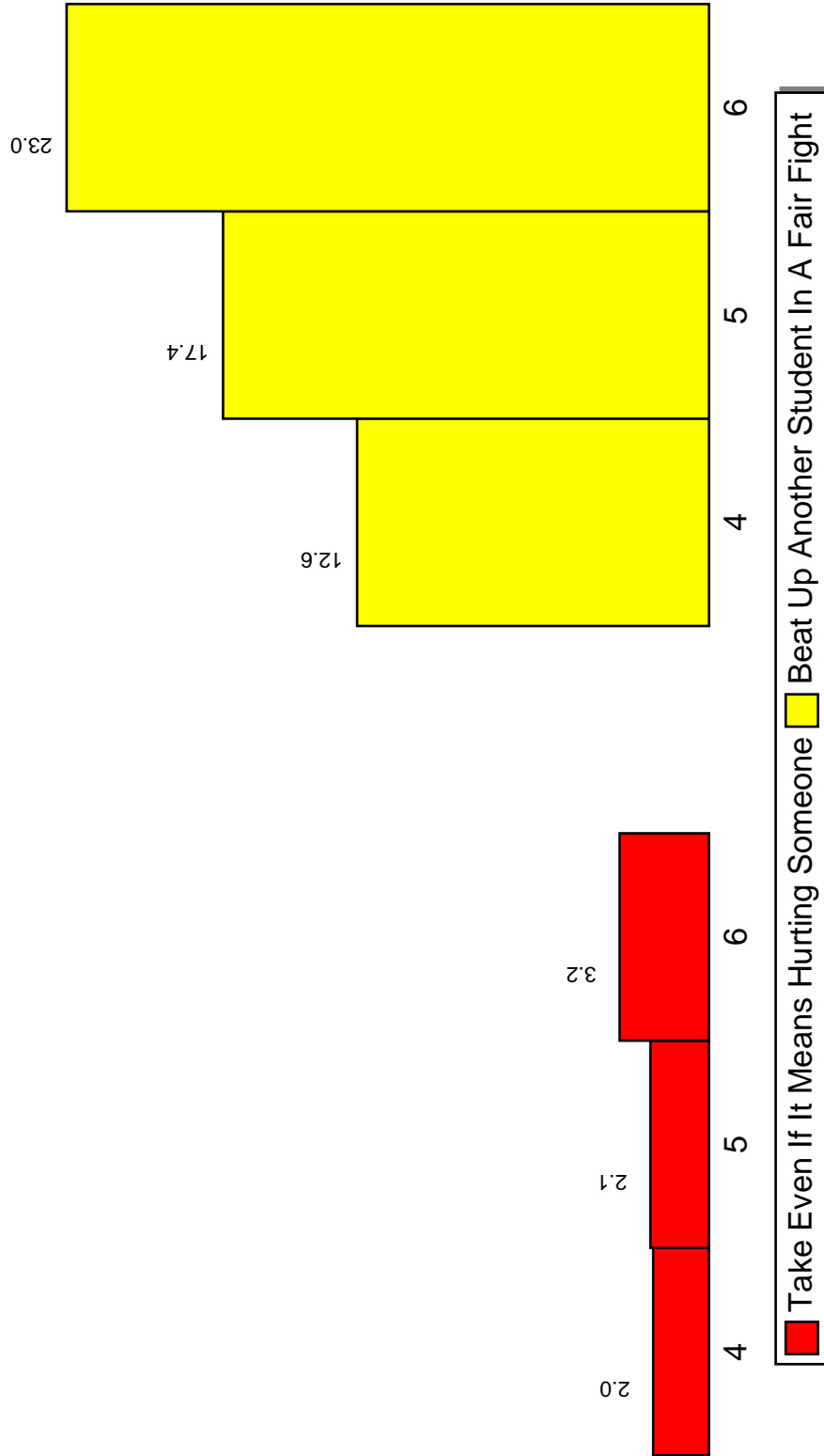
Is It OK For Kids My Age To Steal, Sell Drugs, Carry A Gun

Figure 3.3: Is It OK For Kids My Age To Steal, Sell Drugs, Carry A Gun



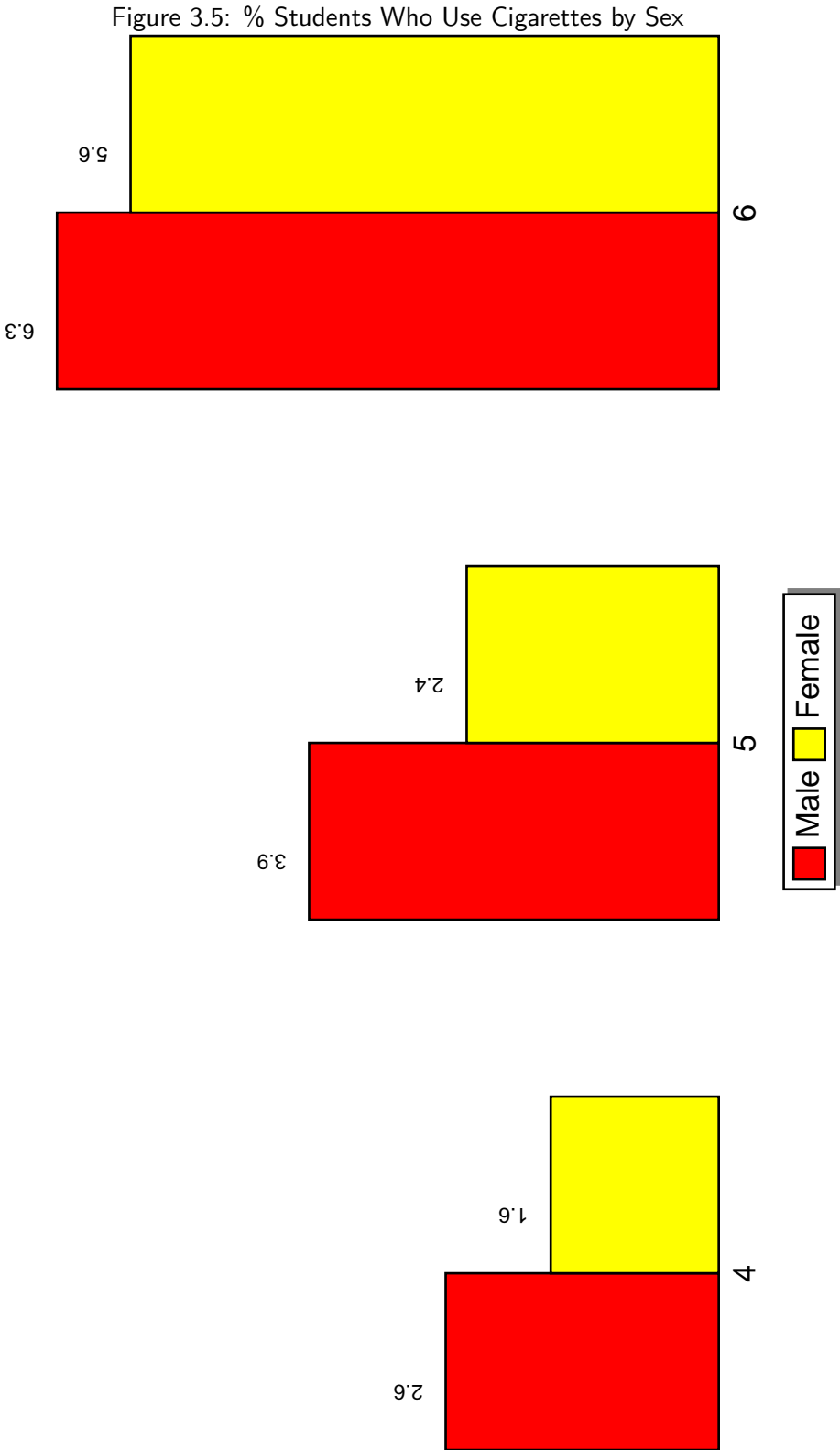
Is It OK For Kids My Age To Take Something, Beat Up A Student

Figure 3.4: Is It OK For Kids My Age To Take Something, Beat Up A Student



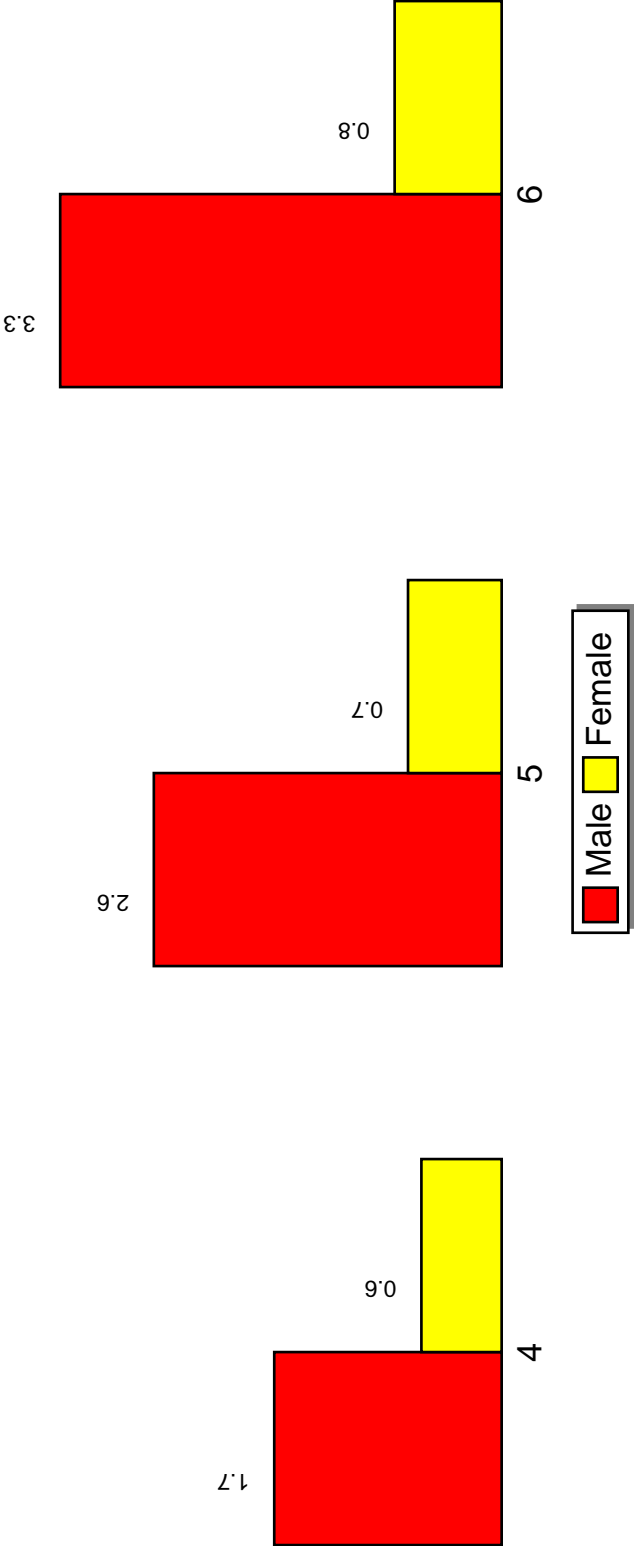
3.2 Frequency of Use by Sex

% Students Who Use Cigarettes by Sex



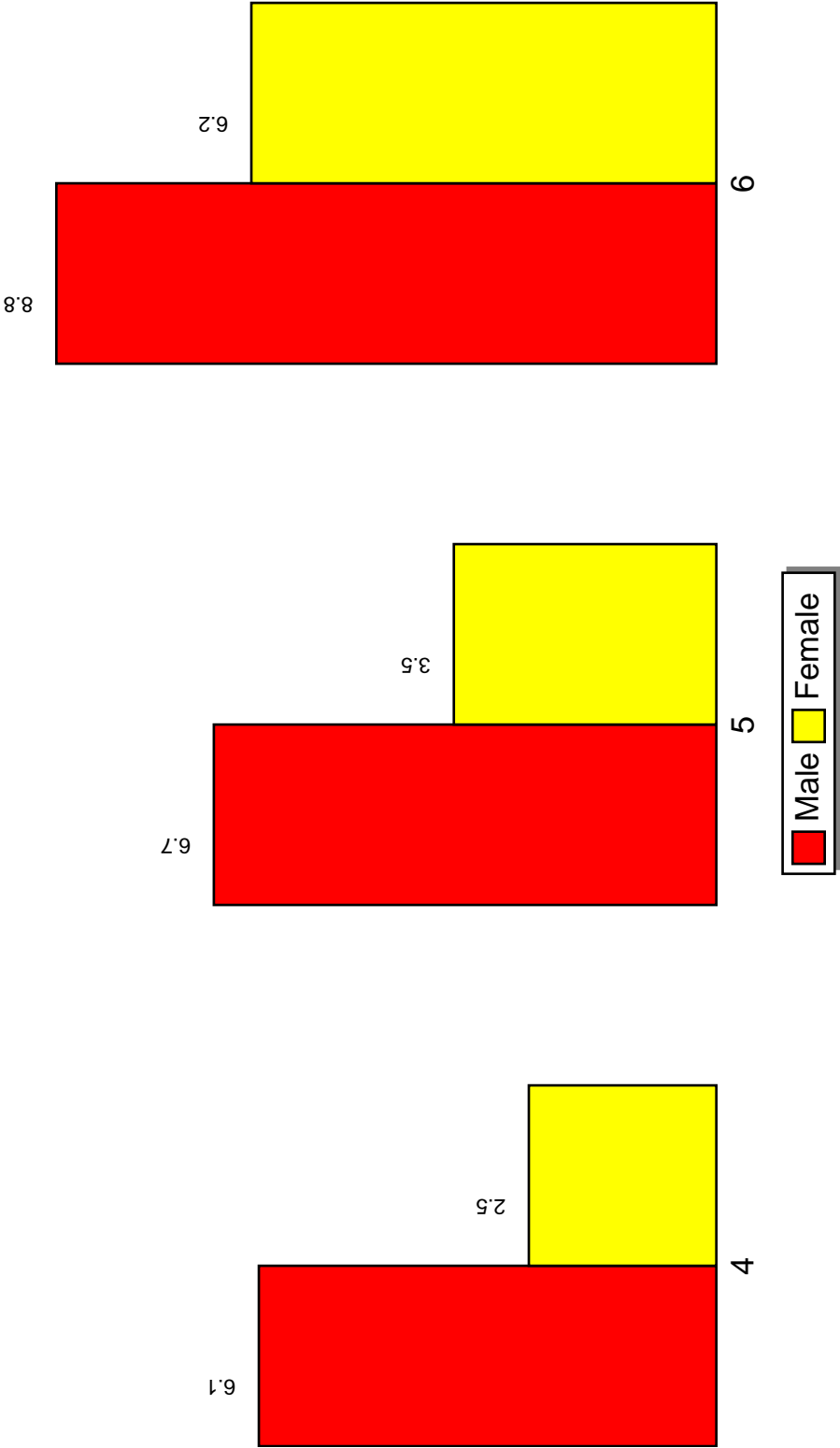
% Students Who Use Chewing Tobacco, Snuff, etc. by Sex

Figure 3.6: % Students Who Use Chewing Tobacco, Snuff, etc. by Sex

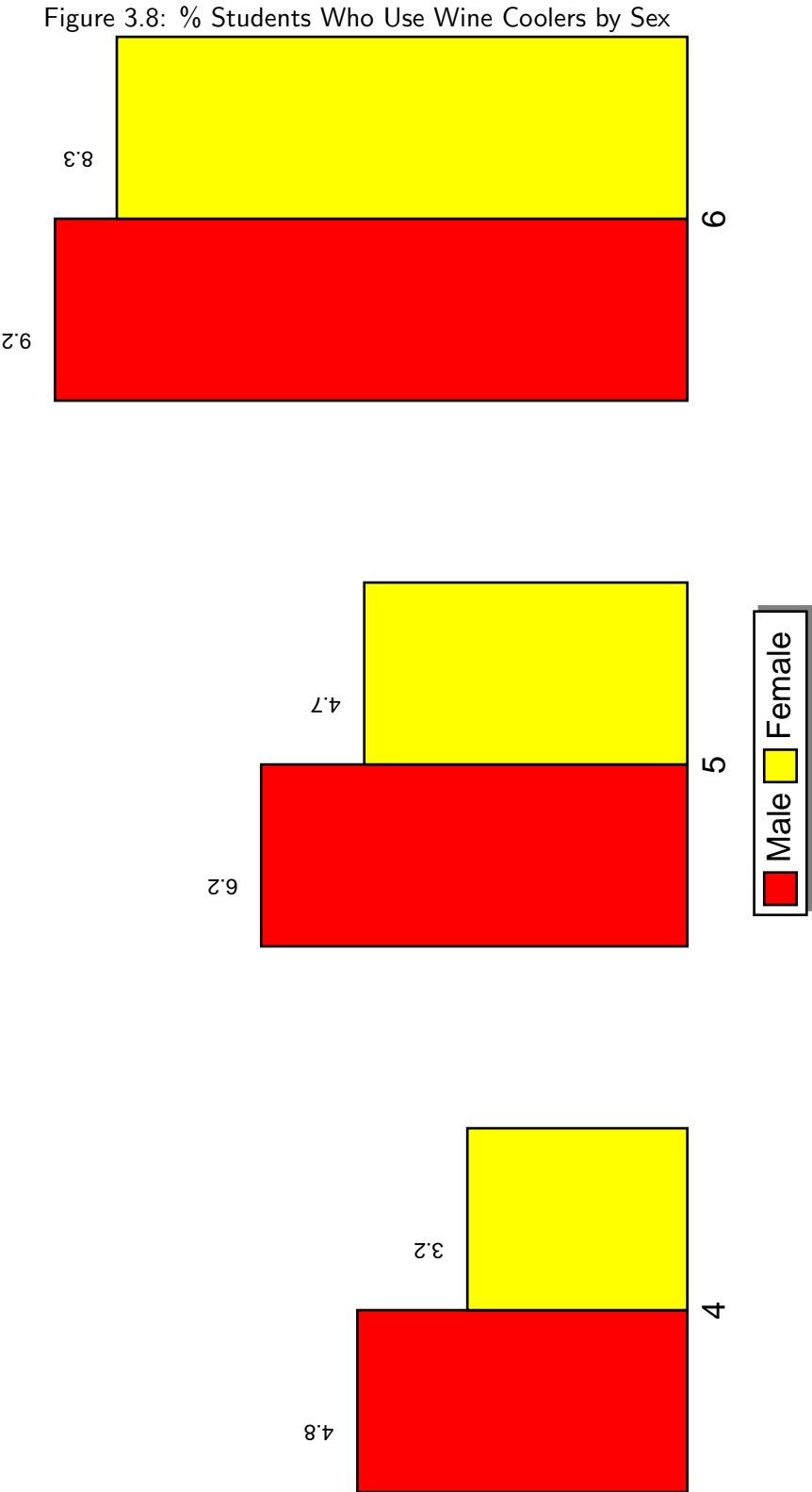


% Students Who Use Beer by Sex

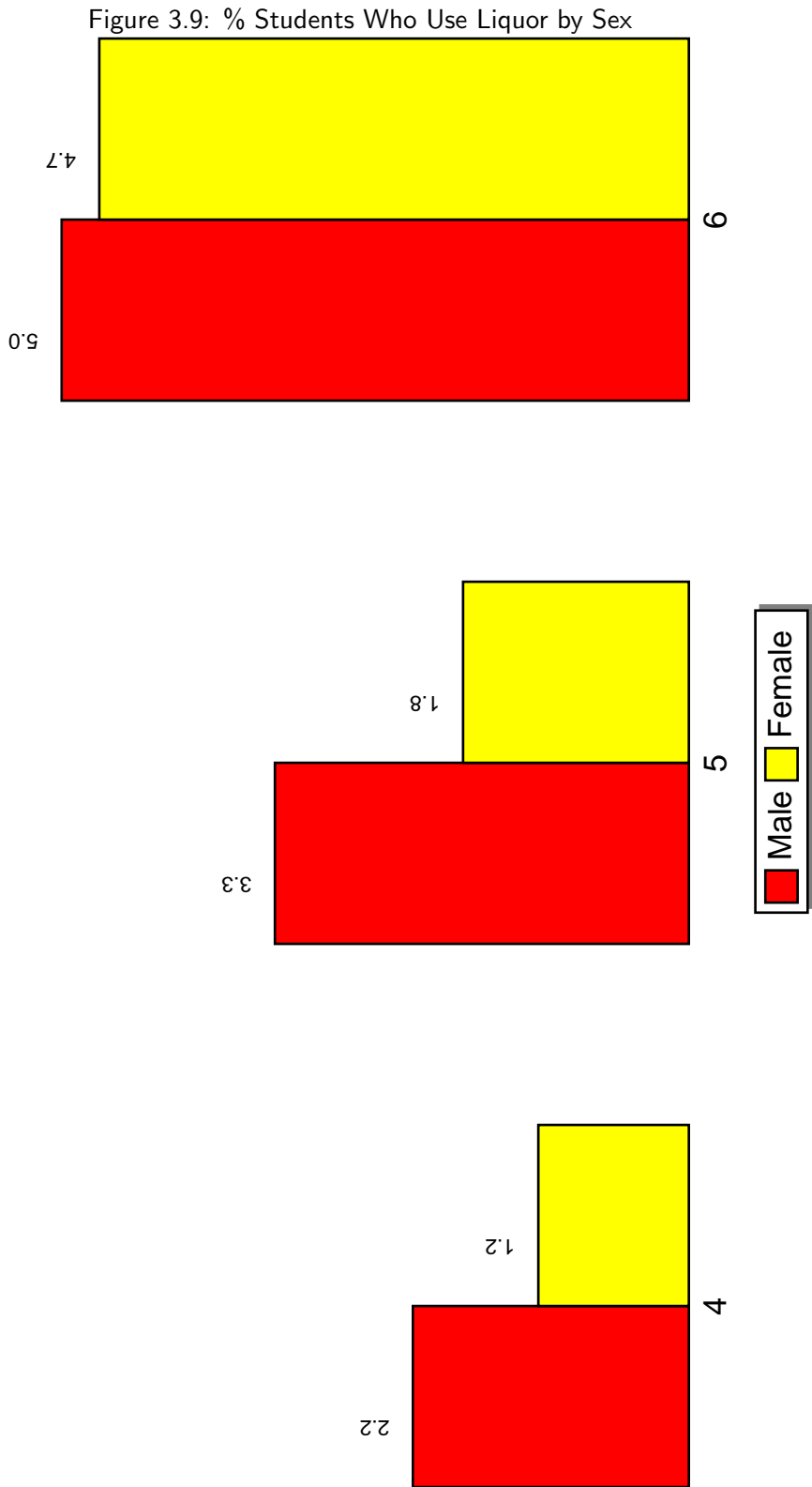
Figure 3.7: % Students Who Use Beer by Sex



% Students Who Use Wine Coolers by Sex

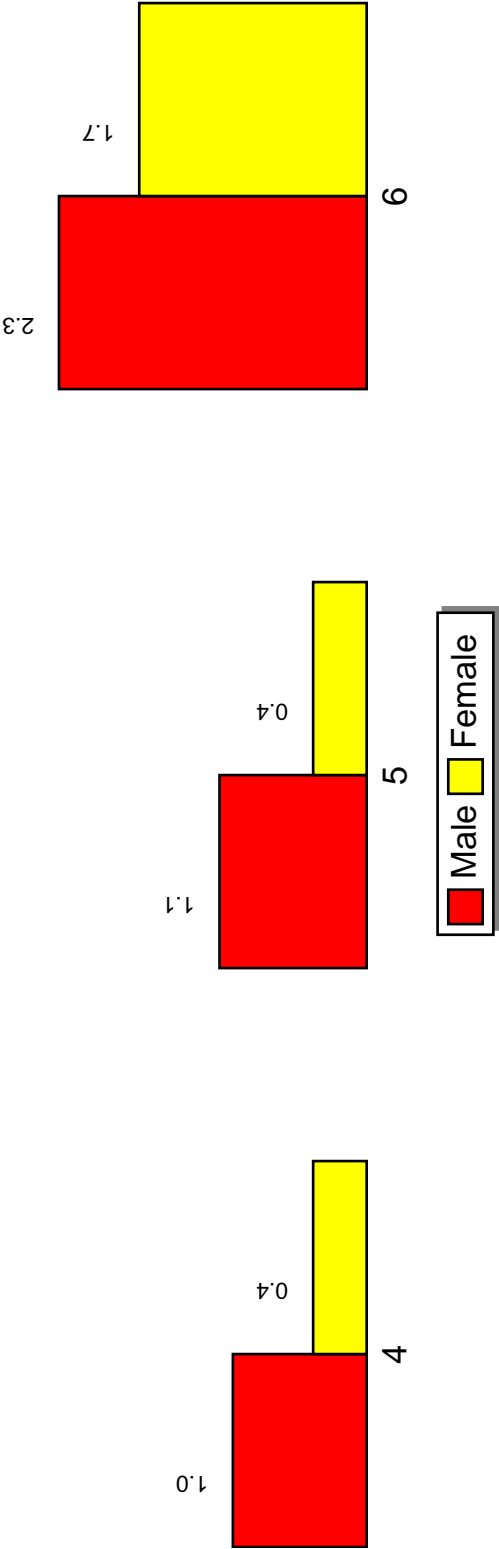


% Students Who Use Liquor by Sex



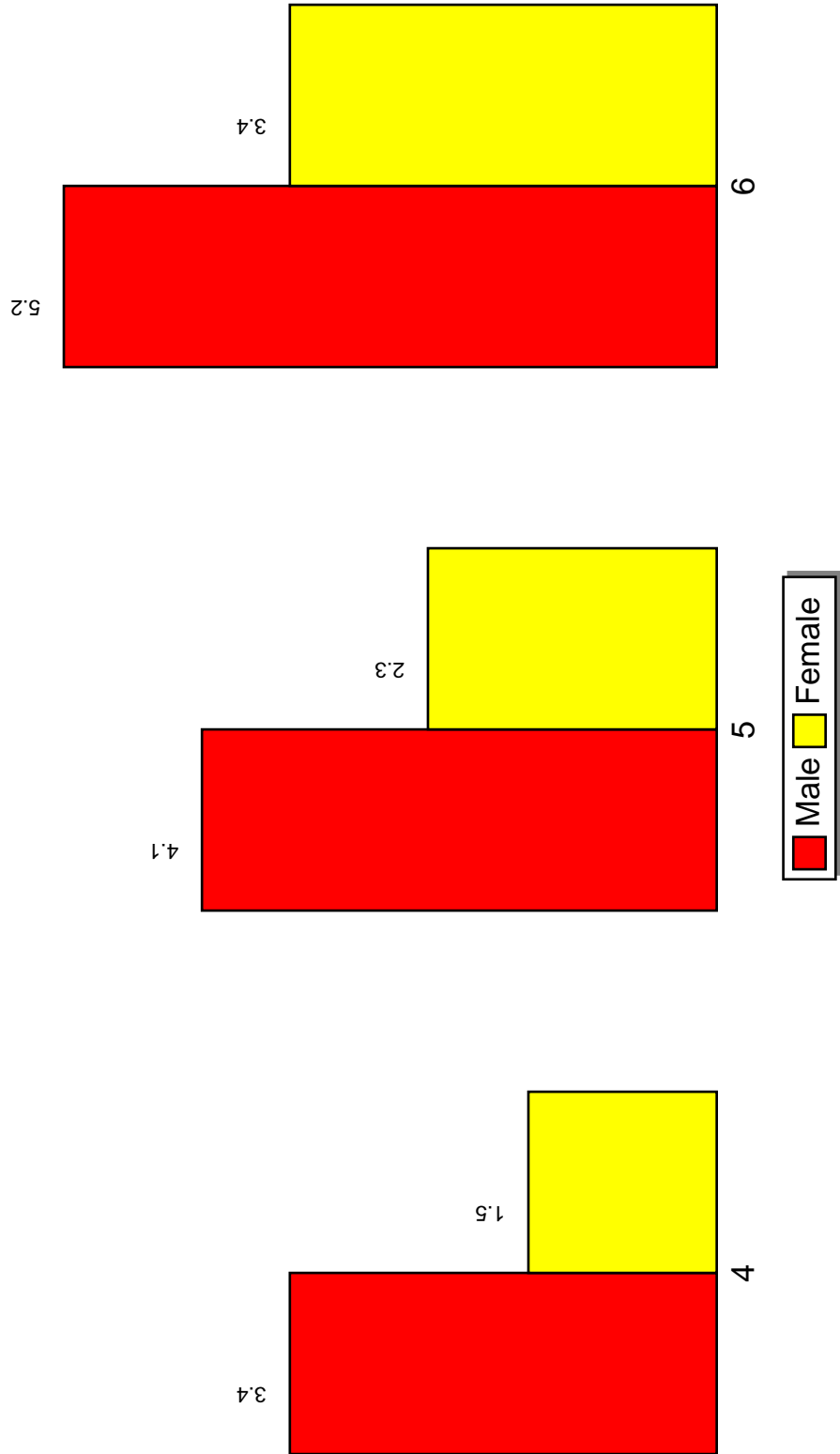
% Students Who Use Marijuana by Sex

Figure 3.10: % Students Who Use Marijuana by Sex



% Students Who Use Inhalants by Sex

Figure 3.11: % Students Who Use Inhalants by Sex



Chapter 4

Percentage Tables

This chapter contains your school/school district survey results in tabular form. Each table corresponds to an item on the questionnaire. The tables contain percentage data by grade level, (grades 4 through 6), and *Total*. The *N of Valid* column contains the number of students responding to the item and the *N of Missing* column contains the number of students not responding to the item. The remaining columns contain the percentages of students responding to the particular response categories.

The percentage tables of the report appear in the same order as corresponding questions on the questionnaire. The Table of Contents contains the percentage tables by section and gives the page number where each section is located. The List of Tables contains the location of each individual table.

The last section of tables presents the frequency of drug use data with the categories *collapsed* as follows:

Weekly Use - 1-7 Times A Week

Monthly Use - 1-2 Times A Month + 1-7 Times A Week

Annual Use - 1-6 Times A Year + 1-2 Times A Month + 1-7 Times A Week

4.1 Student Information

Table 4.1: Sex

Grade Level	N of Valid	N of Miss	Male	Female
4th	12193	20	50.2	49.8
5th	19367	79	50.2	49.8
6th	5668	18	48.4	51.6
Total	37228	117	49.9	50.1

Table 4.2: Ethnic Origin

Grade Level	N of Valid	N of Miss	White	Black	Hispanic	Asian	Native American	Other
4th	12073	140	59.7	25.2	6.6	1.9	2.1	4.6
5th	19124	322	62.5	23.0	7.0	2.3	1.8	3.5
6th	5576	110	61.3	23.2	7.7	1.3	2.3	4.2
Total	36773	572	61.4	23.7	7.0	2.0	2.0	3.9

Table 4.3: Age

Grade Level	N of Valid	N of Miss	8	9	10	11	12	13	14+
4th	12175	38	0.7	40.3	51.3	6.9	0.6	0.0	0.0
5th	19342	104	0.0	0.5	41.6	50.3	7.1	0.5	0.0
6th	5657	29	0.0	0.1	0.9	44.6	46.4	7.4	0.6
Total	37174	171	0.3	13.5	38.6	35.2	11.0	1.4	0.1

4.2 Student Characteristics

Table 4.4: I make good grades.

Grade Level	N of Valid	N of Miss	Never	Some times	A Lot
4th	12105	108	0.9	52.3	46.8
5th	19320	126	0.6	53.2	46.2
6th	5665	21	1.0	51.9	47.2
Total	37090	255	0.8	52.7	46.5

Table 4.5: I get into trouble at school.

Grade Level	N of Valid	N of Miss	Never	Some times	A Lot
4th	12028	185	39.1	57.1	3.8
5th	19239	207	37.5	58.3	4.1
6th	5624	62	39.4	55.7	4.9
Total	36891	454	38.3	57.5	4.2

Table 4.6: I go to church or synagogue.

Grade Level	N of Valid	N of Miss	Never	Some times	A Lot
4th	11919	294	16.6	37.5	45.9
5th	19097	349	14.5	39.5	46.0
6th	5622	64	15.5	42.6	41.9
Total	36638	707	15.3	39.4	45.3

Table 4.7: I talk to my parents about my problems.

Grade Level	N of Valid	N of Miss	Never	Some times	A Lot
4th	12058	155	10.1	46.0	43.9
5th	19256	190	12.3	50.4	37.3
6th	5643	43	16.8	53.3	29.9
Total	36957	388	12.3	49.4	38.3

Table 4.8: My parents talk to me about the dangers of alcohol and drugs.

Grade Level	N of Valid	N of Miss	Never	Some times	A Lot
4th	12029	184	10.6	34.5	54.9
5th	19244	202	10.7	37.5	51.9
6th	5633	53	12.7	39.1	48.2
Total	36906	439	10.9	36.8	52.3

Table 4.9: My teachers talk to me about the dangers of alcohol and drugs.

Grade Level	N of Valid	N of Miss	Never	Some times	A Lot
4th	11964	249	10.6	44.4	45.1
5th	19153	293	7.7	44.6	47.6
6th	5620	66	11.2	49.8	39.0
Total	36737	608	9.2	45.3	45.5

Table 4.10: My parents make me follow certain rules.

Grade Level	N of Valid	N of Miss	Never	Some times	A Lot
4th	12007	206	2.7	23.5	73.8
5th	19213	233	2.8	25.9	71.3
6th	5630	56	3.6	28.2	68.2
Total	36850	495	2.9	25.5	71.6

Table 4.11: My school makes me follow certain rules.

Grade Level	N of Valid	N of Miss	Never	Some times	A Lot
4th	12052	161	1.2	8.4	90.4
5th	19233	213	1.1	8.9	90.0
6th	5645	41	1.3	9.3	89.4
Total	36930	415	1.2	8.8	90.1

Table 4.12: I have to be home at a certain time.

Grade Level	N of Valid	N of Miss	Never	Some times	A Lot
4th	11870	343	18.2	44.5	37.3
5th	19041	405	15.3	48.0	36.8
6th	5590	96	11.9	48.5	39.6
Total	36501	844	15.7	46.9	37.4

Table 4.13: I go to parties (birthday, etc.).

Grade Level	N of Valid	N of Miss	Never	Some times	A Lot
4th	11977	236	3.9	54.8	41.3
5th	19150	296	3.7	54.1	42.2
6th	5608	78	4.3	54.5	41.2
Total	36735	610	3.8	54.4	41.7

Table 4.14: Most days I am alone at home for an hour or more.

Grade Level	N of Valid	N of Miss	Never	Some times	A Lot
4th	11935	278	59.9	30.7	9.4
5th	19103	343	49.7	38.1	12.2
6th	5597	89	37.4	46.8	15.7
Total	36635	710	51.2	37.0	11.8

Table 4.15: The kids at school like me.

Grade Level	N of Valid	N of Miss	Never	Some times	A Lot
4th	11848	365	5.5	44.6	49.9
5th	18910	536	4.4	43.0	52.6
6th	5540	146	3.7	41.1	55.3
Total	36298	1047	4.6	43.2	52.1

Table 4.16: My parents make sure I do my homework.

Grade Level	N of Valid	N of Miss	Never	Some times	A Lot
4th	12027	186	1.6	10.0	88.4
5th	19182	264	2.0	12.9	85.1
6th	5611	75	3.6	17.9	78.6
Total	36820	525	2.1	12.7	85.2

Table 4.17: I play violent video games.

Grade Level	N of Valid	N of Miss	Never	Some times	A Lot
4th	11974	239	43.8	35.0	21.2
5th	19134	312	38.6	38.2	23.3
6th	5608	78	32.9	41.0	26.1
Total	36716	629	39.4	37.6	23.0

4.3 Within The Past Year How Often Have You Used

Table 4.18: Within the past year how often have you smoked cigarettes?

Grade Level	N of Valid	N of Miss	Did Not Use	1-6/yr	1-2/mo	1-7/wk
4th	11998	215	97.9	1.2	0.4	0.5
5th	19172	274	96.8	1.9	0.7	0.6
6th	5594	92	94.1	3.3	1.4	1.2
Total	36764	581	96.7	1.8	0.7	0.7

Table 4.19: Within the past year how often have you chewed tobacco, snuff?

Grade Level	N of Valid	N of Miss	Did Not Use	1-6/yr	1-2/mo	1-7/wk
4th	11970	243	98.9	0.6	0.3	0.3
5th	19147	299	98.3	0.9	0.4	0.3
6th	5596	90	98.0	1.1	0.6	0.4
Total	36713	632	98.4	0.8	0.4	0.3

Table 4.20: Within the past year how often have you drunk beer (more than a sip)?

Grade Level	N of Valid	N of Miss	Did Not Use	1-6/yr	1-2/mo	1-7/wk
4th	11965	248	95.7	2.4	1.1	0.8
5th	19120	326	94.9	3.2	1.2	0.8
6th	5575	111	92.6	5.0	1.7	0.8
Total	36660	685	94.8	3.2	1.2	0.8

Table 4.21: Within the past year how often have you drunk wine coolers (more than a sip)?

Grade Level	N of Valid	N of Miss	Did Not Use	1-6/yr	1-2/mo	1-7/wk
4th	11941	272	96.0	2.4	0.9	0.7
5th	19093	353	94.5	3.6	1.2	0.7
6th	5574	112	91.3	5.9	1.9	0.9
Total	36608	737	94.5	3.5	1.2	0.7

Table 4.22: Within the past year how often have you drunk liquor (more than a sip)?

Grade Level	N of Valid	N of Miss	Did Not Use	1-6/yr	1-2/mo	1-7/wk
4th	11943	270	98.3	0.9	0.4	0.4
5th	19096	350	97.4	1.7	0.5	0.4
6th	5567	119	95.1	3.2	1.0	0.6
Total	36606	739	97.4	1.7	0.6	0.4

Table 4.23: Within the past year how often have you smoked marijuana (pot)?

Grade Level	N of Valid	N of Miss	Did Not Use	1-6/yr	1-2/mo	1-7/wk
4th	11947	266	99.3	0.3	0.2	0.2
5th	19088	358	99.2	0.4	0.2	0.1
6th	5566	120	98.0	1.0	0.4	0.5
Total	36601	744	99.1	0.5	0.3	0.2

Table 4.24: Within the past year how often have you sniffed glue, gas, etc. to get high?

Grade Level	N of Valid	N of Miss	Did Not Use	1-6/yr	1-2/mo	1-7/wk
4th	11903	310	97.6	1.3	0.6	0.6
5th	19059	387	96.8	1.8	0.8	0.6
6th	5554	132	95.7	2.7	0.8	0.8
Total	36516	829	96.9	1.8	0.7	0.6

Table 4.25: Within the past year how often have you used other drugs to get high?

Grade Level	N of Valid	N of Miss	Did Not Use	1-6/yr	1-2/mo	1-7/wk
4th	11910	303	99.1	0.4	0.3	0.2
5th	19084	362	99.1	0.5	0.2	0.2
6th	5563	123	98.2	1.0	0.4	0.4
Total	36557	788	98.9	0.5	0.3	0.3

4.4 How Many Of Your Friends

Table 4.26: How many of your friends smoke cigarettes?

Grade Level	N of Valid	N of Miss	None	A Few	A Lot
4th	11955	258	89.2	9.1	1.7
5th	19068	378	85.3	12.8	1.9
6th	5559	127	77.8	19.3	2.9
Total	36582	763	85.5	12.6	2.0

Table 4.27: How many of your friends chew tobacco, snuff?

Grade Level	N of Valid	N of Miss	None	A Few	A Lot
4th	11891	322	95.5	3.6	0.9
5th	19026	420	93.4	5.5	1.1
6th	5535	151	91.9	6.8	1.4
Total	36452	893	93.9	5.1	1.1

Table 4.28: How many of your friends drink beer?

Grade Level	N of Valid	N of Miss	None	A Few	A Lot
4th	11885	328	88.5	9.5	2.0
5th	19014	432	86.8	11.1	2.1
6th	5524	162	81.2	15.8	3.0
Total	36423	922	86.5	11.3	2.2

Table 4.29: How many of your friends drink wine coolers?

Grade Level	N of Valid	N of Miss	None	A Few	A Lot
4th	11859	354	92.3	6.3	1.4
5th	18970	476	90.4	7.9	1.7
6th	5514	172	83.7	13.3	3.0
Total	36343	1002	90.0	8.2	1.8

Table 4.30: How many of your friends drink liquor?

Grade Level	N of Valid	N of Miss	None	A Few	A Lot
4th	11849	364	95.7	3.3	1.0
5th	18970	476	94.2	4.7	1.1
6th	5516	170	89.6	8.2	2.2
Total	36335	1010	94.0	4.8	1.2

Table 4.31: How many of your friends smoke marijuana (pot)?

Grade Level	N of Valid	N of Miss	None	A Few	A Lot
4th	11852	361	97.0	2.1	0.9
5th	18955	491	95.9	3.2	0.9
6th	5515	171	92.1	6.2	1.8
Total	36322	1023	95.7	3.3	1.0

Table 4.32: How many of your friends inhale glue, gas, etc. to get high?

Grade Level	N of Valid	N of Miss	None	A Few	A Lot
4th	11796	417	94.9	4.1	0.9
5th	18894	552	92.1	6.6	1.3
6th	5496	190	88.9	9.0	2.1
Total	36186	1159	92.5	6.1	1.3

Table 4.33: How many of your friends use other drugs to get high?

Grade Level	N of Valid	N of Miss	None	A Few	A Lot
4th	11818	395	96.2	2.7	1.1
5th	18935	511	95.4	3.5	1.1
6th	5498	188	92.8	5.4	1.9
Total	36251	1094	95.2	3.5	1.2

4.5 Harmful To Health

Table 4.34: Do you feel that using cigarettes is harmful to your health?

Grade Level	N of Valid	N of Miss	No	Yes
4th	12059	154	13.9	86.1
5th	19223	223	9.4	90.6
6th	5597	89	8.9	91.1
Total	36879	466	10.8	89.2

Table 4.35: Do you feel that using chewing tobacco or snuff is harmful to your health?

Grade Level	N of Valid	N of Miss	No	Yes
4th	12044	169	15.1	84.9
5th	19221	225	10.6	89.4
6th	5588	98	10.5	89.5
Total	36853	492	12.1	87.9

Table 4.36: Do you feel that using beer is harmful to your health?

Grade Level	N of Valid	N of Miss	No	Yes
4th	12007	206	19.0	81.0
5th	19161	285	14.9	85.1
6th	5571	115	15.8	84.2
Total	36739	606	16.4	83.6

Table 4.37: Do you feel that using wine coolers is harmful to your health?

Grade Level	N of Valid	N of Miss	No	Yes
4th	11970	243	20.0	80.0
5th	19102	344	17.1	82.9
6th	5561	125	20.9	79.1
Total	36633	712	18.6	81.4

Table 4.38: Do you feel that using liquor is harmful to your health?

Grade Level	N of Valid	N of Miss	No	Yes
4th	12008	205	15.5	84.5
5th	19160	286	11.7	88.3
6th	5575	111	11.4	88.6
Total	36743	602	12.9	87.1

Table 4.39: Do you feel that using marijuana (pot) is harmful to your health?

Grade Level	N of Valid	N of Miss	No	Yes
4th	12004	209	14.2	85.8
5th	19180	266	9.7	90.3
6th	5586	100	9.5	90.5
Total	36770	575	11.2	88.8

Table 4.40: Do you feel that using glue, gas, etc to get high is harmful to your health?

Grade Level	N of Valid	N of Miss	No	Yes
4th	11965	248	15.6	84.4
5th	19136	310	11.6	88.4
6th	5571	115	11.6	88.4
Total	36672	673	12.9	87.1

Table 4.41: Do you feel that using other drugs to get high is harmful to your health?

Grade Level	N of Valid	N of Miss	No	Yes
4th	11988	225	14.2	85.8
5th	19139	307	9.8	90.2
6th	5575	111	8.7	91.3
Total	36702	643	11.1	88.9

4.6 Where Do You Get

Table 4.42: Where do you get cigarettes?

Grade Level	N of Valid	N of Miss	Friend's				
			Home	House	School	Store	Other
4th	4434	7779	8.7	4.8	0.7	60.4	25.4
5th	6645	12801	9.8	6.4	0.9	60.2	22.6
6th	2092	3594	12.6	11.0	1.2	49.9	25.3
Total	13171	24174	9.9	6.6	0.9	58.6	24.0

Table 4.43: Where do you get chewing tobacco, snuff?

Grade Level	N of Valid	N of Miss	Friend's				
			Home	House	School	Store	Other
4th	4192	8021	4.9	4.4	0.7	56.0	34.0
5th	6207	13239	5.2	4.8	0.8	54.7	34.5
6th	1923	3763	5.7	7.1	1.4	49.0	36.8
Total	12322	25023	5.2	5.0	0.9	54.2	34.7

Table 4.44: Where do you get beer?

Grade Level	N of Valid	N of Miss	Friend's				
			Home	House	School	Store	Other
4th	4445	7768	12.3	3.9	0.6	58.7	24.5
5th	6553	12893	14.3	4.7	0.5	58.4	22.1
6th	2076	3610	19.1	8.2	0.9	48.2	23.6
Total	13074	24271	14.4	5.0	0.6	56.9	23.2

Table 4.45: Where do you get wine coolers?

Grade Level	N of Valid	N of Miss	Friend's				
			Home	House	School	Store	Other
4th	4333	7880	9.4	3.9	0.5	57.1	29.2
5th	6493	12953	11.2	4.8	0.4	57.5	26.1
6th	2084	3602	15.7	7.9	0.8	48.0	27.6
Total	12910	24435	11.3	5.0	0.5	55.8	27.4

Table 4.46: Where do you get liquor?

Grade Level	N of Valid	N of Miss	Friend's				
			Home	House	School	Store	Other
4th	4177	8036	5.3	3.1	0.4	59.4	31.7
5th	6219	13227	7.5	3.9	0.6	59.5	28.5
6th	1974	3712	11.9	6.5	0.8	50.8	30.0
Total	12370	24975	7.5	4.1	0.6	58.1	29.8

Table 4.47: Where do you get marijuana (pot)?

Grade Level	N of Valid	N of Miss	Friend's				
			Home	House	School	Store	Other
4th	4053	8160	3.5	5.1	0.9	41.7	48.8
5th	5938	13508	2.7	6.6	1.6	34.0	55.1
6th	1852	3834	2.8	10.9	1.9	23.4	61.0
Total	11843	25502	3.0	6.7	1.4	35.0	53.9

Table 4.48: Where do you get glue, gas, etc. to get high?

Grade Level	N of Valid	N of Miss	Friend's				
			Home	House	School	Store	Other
4th	4147	8066	6.5	3.3	4.6	47.5	38.0
5th	6115	13331	8.8	3.4	7.1	46.1	34.6
6th	1914	3772	11.4	4.8	10.5	39.4	33.9
Total	12176	25169	8.5	3.6	6.8	45.5	35.6

Table 4.49: Where do you get other drugs to get high?

Grade Level	N of Valid	N of Miss	Friend's				
			Home	House	School	Store	Other
4th	4086	8127	3.7	4.1	0.9	44.3	47.0
5th	5952	13494	3.3	4.9	1.3	38.5	52.0
6th	1840	3846	3.5	7.7	2.0	26.9	59.9
Total	11878	25467	3.5	5.1	1.3	38.7	51.5

4.7 How Easy Is It For Kids Your Age To Get

Table 4.50: How easy is it to get cigarettes?

Grade Level	N of Valid	N of Miss	Cannot Get	Hard To Get	Easy To Get
4th	11162	1051	70.2	15.9	13.9
5th	17720	1726	55.7	21.2	23.1
6th	5129	557	43.5	21.2	35.3
Total	34011	3334	58.6	19.4	22.0

Table 4.51: How easy is it to get chewing tobacco, snuff?

Grade Level	N of Valid	N of Miss	Cannot Get	Hard To Get	Easy To Get
4th	11102	1111	74.9	16.4	8.7
5th	17641	1805	63.2	23.6	13.2
6th	5097	589	53.0	27.4	19.6
Total	33840	3505	65.5	21.8	12.7

Table 4.52: How easy is it to get beer?

Grade Level	N of Valid	N of Miss	Cannot Get	Hard To Get	Easy To Get
4th	11125	1088	67.6	16.2	16.2
5th	17657	1789	54.6	20.8	24.6
6th	5107	579	43.1	22.7	34.1
Total	33889	3456	57.1	19.6	23.3

Table 4.53: How easy is it to get wine coolers?

Grade Level	N of Valid	N of Miss	Cannot Get	Hard To Get	Easy To Get
4th	11090	1123	71.4	16.9	11.8
5th	17614	1832	58.8	22.3	18.8
6th	5102	584	47.1	24.3	28.6
Total	33806	3539	61.2	20.8	18.0

Table 4.54: How easy is it to get liquor?

Grade Level	N of Valid	N of Miss	Cannot Get	Hard To Get	Easy To Get
4th	11079	1134	75.1	16.2	8.7
5th	17565	1881	63.2	22.1	14.8
6th	5088	598	51.2	24.9	23.9
Total	33732	3613	65.3	20.6	14.1

Table 4.55: How easy is it to get marijuana?

Grade Level	N of Valid	N of Miss	Cannot Get	Hard To Get	Easy To Get
4th	11039	1174	78.6	14.8	6.6
5th	17534	1912	70.5	20.3	9.2
6th	5086	600	59.3	25.6	15.1
Total	33659	3686	71.4	19.3	9.3

Table 4.56: How easy is it to get a gun?

Grade Level	N of Valid	N of Miss	Cannot Get	Hard To Get	Easy To Get
4th	11107	1106	65.8	19.2	15.0
5th	17661	1785	53.7	24.3	22.0
6th	5117	569	46.1	27.8	26.1
Total	33885	3460	56.5	23.2	20.3

Table 4.57: How easy is it to get a knife?

Grade Level	N of Valid	N of Miss	Cannot Get	Hard To Get	Easy To Get
4th	11096	1117	52.6	14.4	33.0
5th	17689	1757	38.9	16.0	45.1
6th	5120	566	31.2	14.1	54.7
Total	33905	3440	42.2	15.2	42.6

Table 4.58: How easy is it to get other weapon?

Grade Level	N of Valid	N of Miss	Cannot Get	Hard To Get	Easy To Get
4th	11045	1168	66.4	18.3	15.3
5th	17531	1915	53.1	22.3	24.6
6th	5080	606	43.9	23.1	32.9
Total	33656	3689	56.1	21.1	22.8

4.8 While At School Have You

Table 4.59: While *at school* have you smoked cigarettes?

Grade Level	N of Valid	N of Miss	No	One Time	Two or More
4th	11887	326	98.9	0.8	0.3
5th	18951	495	98.6	0.9	0.5
6th	5507	179	98.1	1.1	0.7
Total	36345	1000	98.6	0.9	0.5

Table 4.60: While *at school* have you drunk beer?

Grade Level	N of Valid	N of Miss	No	One Time	Two or More
4th	11887	326	97.8	1.6	0.7
5th	18935	511	98.2	1.2	0.6
6th	5498	188	98.2	1.2	0.7
Total	36320	1025	98.0	1.3	0.6

Table 4.61: While *at school* have you drunk wine coolers?

Grade Level	N of Valid	N of Miss	No	One Time	Two or More
4th	11855	358	98.5	1.0	0.5
5th	18898	548	98.5	1.0	0.6
6th	5488	198	98.1	1.1	0.8
Total	36241	1104	98.4	1.0	0.6

Table 4.62: While *at school* have you drunk liquor?

Grade Level	N of Valid	N of Miss	No	One Time	Two or More
4th	11862	351	99.3	0.5	0.2
5th	18896	550	99.3	0.5	0.3
6th	5490	196	98.9	0.6	0.5
Total	36248	1097	99.2	0.5	0.3

Table 4.63: While *at school* have you smoked marijuana?

Grade Level	N of Valid	N of Miss	No	One Time	Two or More
4th	11848	365	99.5	0.3	0.2
5th	18898	548	99.6	0.2	0.2
6th	5488	198	99.1	0.5	0.4
Total	36234	1111	99.5	0.3	0.2

Table 4.64: While *at school* have you inhaled glue, gas, etc. to get high?

Grade Level	N of Valid	N of Miss	No	One Time	Two or More
4th	11798	415	97.9	1.4	0.6
5th	18844	602	96.9	1.9	1.2
6th	5475	211	95.6	2.4	2.0
Total	36117	1228	97.1	1.8	1.1

Table 4.65: While *at school* have you been afraid a student will hit you?

Grade Level	N of Valid	N of Miss	No	One Time	Two or More
4th	11809	404	75.5	14.0	10.5
5th	18858	588	76.3	13.7	10.0
6th	5484	202	76.5	13.3	10.2
Total	36151	1194	76.1	13.7	10.2

Table 4.66: While *at school* have you been threatened by a student?

Grade Level	N of Valid	N of Miss	No	One Time	Two or More
4th	11819	394	68.8	15.8	15.4
5th	18829	617	65.9	16.8	17.3
6th	5481	205	65.3	16.6	18.1
Total	36129	1216	66.8	16.4	16.8

Table 4.67: While *at school* have you been hit by a student?

Grade Level	N of Valid	N of Miss	No	One Time	Two or More
4th	11796	417	68.1	15.0	16.9
5th	18851	595	67.2	15.5	17.3
6th	5463	223	67.6	15.5	16.9
Total	36110	1235	67.6	15.4	17.1

Table 4.68: While *at school* have you carried a real gun?

Grade Level	N of Valid	N of Miss	No	One Time	Two or More
4th	11816	397	97.6	1.1	1.3
5th	18847	599	98.2	0.9	0.9
6th	5479	207	98.3	0.8	0.9
Total	36142	1203	98.0	1.0	1.0

Table 4.69: While *at school* have you carried a knife?

Grade Level	N of Valid	N of Miss	No	One Time	Two or More
4th	11807	406	95.5	2.6	1.9
5th	18841	605	95.0	2.9	2.1
6th	5480	206	93.8	3.8	2.4
Total	36128	1217	95.0	2.9	2.1

Table 4.70: While *at school* have you carried other weapons for protection?

Grade Level	N of Valid	N of Miss	No	One Time	Two or More
4th	11795	418	96.8	1.7	1.4
5th	18813	633	96.5	2.0	1.6
6th	5463	223	94.7	2.7	2.5
Total	36071	1274	96.3	2.0	1.7

4.9 While Not At School Have You

Table 4.71: While *not* at school have you smoked cigarettes?

Grade Level	N of Valid	N of Miss	No	One Time	Two or More
4th	11801	412	96.2	2.5	1.3
5th	18875	571	94.7	3.3	2.0
6th	5480	206	90.7	5.2	4.2
Total	36156	1189	94.6	3.3	2.1

Table 4.72: While *not* at school have you drunk beer?

Grade Level	N of Valid	N of Miss	No	One Time	Two or More
4th	11793	420	92.6	5.1	2.3
5th	18835	611	91.9	5.5	2.6
6th	5469	217	89.4	6.5	4.2
Total	36097	1248	91.8	5.5	2.7

Table 4.73: While *not* at school have you drunk wine coolers?

Grade Level	N of Valid	N of Miss	No	One Time	Two or More
4th	11763	450	95.3	3.0	1.7
5th	18809	637	93.0	4.3	2.7
6th	5477	209	88.7	6.8	4.5
Total	36049	1296	93.1	4.3	2.6

Table 4.74: While *not* at school have you drunk liquor?

Grade Level	N of Valid	N of Miss	No	One Time	Two or More
4th	11760	453	98.2	1.1	0.7
5th	18804	642	96.8	2.1	1.1
6th	5464	222	94.1	3.1	2.8
Total	36028	1317	96.9	1.9	1.2

Table 4.75: While *not* at school have you smoked marijuana?

Grade Level	N of Valid	N of Miss	No	One Time	Two or More
4th	11751	462	99.3	0.4	0.3
5th	18803	643	99.1	0.5	0.4
6th	5478	208	97.5	1.0	1.5
Total	36032	1313	98.9	0.6	0.6

Table 4.76: While *not* at school have you inhaled glue, gas, etc. to get high?

Grade Level	N of Valid	N of Miss	No	One Time	Two or More
4th	11725	488	97.8	1.3	0.9
5th	18770	676	96.7	1.9	1.4
6th	5469	217	95.4	2.5	2.1
Total	35964	1381	96.9	1.8	1.4

Table 4.77: While *not* at school have you been afraid a student will hit you?

Grade Level	N of Valid	N of Miss	No	One Time	Two or More
4th	11730	483	82.7	9.2	8.2
5th	18807	639	83.8	8.6	7.6
6th	5477	209	83.7	8.7	7.6
Total	36014	1331	83.4	8.8	7.8

Table 4.78: While *not* at school have you been threatened by a student?

Grade Level	N of Valid	N of Miss	No	One Time	Two or More
4th	11728	485	78.0	10.2	11.8
5th	18806	640	77.1	10.3	12.6
6th	5472	214	76.1	10.7	13.1
Total	36006	1339	77.3	10.3	12.4

Table 4.79: While *not* at school have you been hit by a student?

Grade Level	N of Valid	N of Miss	No	One Time	Two or More
4th	11738	475	75.7	10.1	14.2
5th	18793	653	74.5	11.3	14.2
6th	5469	217	76.0	10.0	13.9
Total	36000	1345	75.1	10.7	14.2

Table 4.80: While *not* at school have you carried a real gun?

Grade Level	N of Valid	N of Miss	No	One Time	Two or More
4th	11724	489	88.3	4.0	7.7
5th	18777	669	86.6	4.1	9.3
6th	5468	218	87.8	3.5	8.7
Total	35969	1376	87.4	4.0	8.7

Table 4.81: While *not* at school have you carried a knife?

Grade Level	N of Valid	N of Miss	No	One Time	Two or More
4th	11692	521	83.7	5.4	10.9
5th	18779	667	79.0	6.2	14.8
6th	5453	233	78.0	6.9	15.2
Total	35924	1421	80.4	6.1	13.6

Table 4.82: While *not* at school have you carried other weapons for protection?

Grade Level	N of Valid	N of Miss	No	One Time	Two or More
4th	11687	526	92.3	3.1	4.6
5th	18744	702	89.6	3.9	6.6
6th	5442	244	88.2	4.1	7.8
Total	35873	1472	90.2	3.7	6.1

4.10 Is It OK For Kids My Age To

Table 4.83: Is it OK for kids my age to smoke cigarettes?

Grade Level	N of Valid	N of Miss	No	Yes
4th	11864	349	98.9	1.1
5th	18932	514	98.5	1.5
6th	5491	195	97.5	2.5
Total	36287	1058	98.5	1.5

Table 4.84: Is it OK for kids my age to drink beer?

Grade Level	N of Valid	N of Miss	No	Yes
4th	11844	369	97.5	2.5
5th	18918	528	97.3	2.7
6th	5487	199	96.4	3.6
Total	36249	1096	97.2	2.8

Table 4.85: Is it OK for kids my age to drink wine coolers?

Grade Level	N of Valid	N of Miss	No	Yes
4th	11831	382	97.2	2.8
5th	18890	556	96.3	3.7
6th	5474	212	94.1	5.9
Total	36195	1150	96.3	3.7

Table 4.86: Is it OK for kids my age to drink liquor?

Grade Level	N of Valid	N of Miss	No	Yes
4th	11827	386	98.9	1.1
5th	18903	543	98.7	1.3
6th	5479	207	97.6	2.4
Total	36209	1136	98.6	1.4

Table 4.87: Is it OK for kids my age to smoke marijuana?

Grade Level	N of Valid	N of Miss	No	Yes
4th	11837	376	99.4	0.6
5th	18881	565	99.2	0.8
6th	5478	208	98.2	1.8
Total	36196	1149	99.1	0.9

Table 4.88: Is it OK for kids my age to steal something if you need it?

Grade Level	N of Valid	N of Miss	No	Yes
4th	11818	395	97.5	2.5
5th	18915	531	96.9	3.1
6th	5487	199	95.7	4.3
Total	36220	1125	96.9	3.1

Table 4.89: Is it OK for kids my age to sell drugs if you need the money?

Grade Level	N of Valid	N of Miss	No	Yes
4th	11818	395	98.6	1.4
5th	18896	550	98.5	1.5
6th	5480	206	97.1	2.9
Total	36194	1151	98.3	1.7

Table 4.90: Is it OK for kids my age to carry a gun for protection?

Grade Level	N of Valid	N of Miss	No	Yes
4th	11774	439	95.4	4.6
5th	18809	637	93.7	6.3
6th	5461	225	92.3	7.7
Total	36044	1301	94.0	6.0

Table 4.91: Is it OK for kids my age to take what you want, even if it means hurting someone?

Grade Level	N of Valid	N of Miss	No	Yes
4th	11801	412	98.0	2.0
5th	18876	570	97.9	2.1
6th	5484	202	96.8	3.2
Total	36161	1184	97.8	2.2

Table 4.92: Is it OK for kids my age to beat up another student if it is a fair fight?

Grade Level	N of Valid	N of Miss	No	Yes
4th	11745	468	87.4	12.6
5th	18777	669	82.6	17.4
6th	5459	227	77.0	23.0
Total	35981	1364	83.3	16.7

4.11 Frequency of Use

Table 4.93: Frequency of Use – Cigarettes

Grade Level	N of Valid	N of Miss	Weekly Use	Monthly Use	Annual Use
4th	11998	215	0.5	1.0	2.1
5th	19172	274	0.6	1.3	3.2
6th	5594	92	1.2	2.7	5.9
Total	36764	581	0.7	1.4	3.3

Table 4.94: Frequency of Use – Chewing Tobacco, Snuff

Grade Level	N of Valid	N of Miss	Weekly Use	Monthly Use	Annual Use
4th	11970	243	0.3	0.6	1.1
5th	19147	299	0.3	0.7	1.7
6th	5596	90	0.4	0.9	2.0
Total	36713	632	0.3	0.7	1.6

Table 4.95: Frequency of Use – Beer

Grade Level	N of Valid	N of Miss	Weekly Use	Monthly Use	Annual Use
4th	11965	248	0.8	1.9	4.3
5th	19120	326	0.8	2.0	5.1
6th	5575	111	0.8	2.4	7.4
Total	36660	685	0.8	2.0	5.2

Table 4.96: Frequency of Use – Wine Coolers

Grade Level	N of Valid	N of Miss	Weekly Use	Monthly Use	Annual Use
4th	11941	272	0.7	1.6	4.0
5th	19093	353	0.7	1.9	5.5
6th	5574	112	0.9	2.8	8.7
Total	36608	737	0.7	1.9	5.5

Table 4.97: Frequency of Use – Liquor

Grade Level	N of Valid	N of Miss	Weekly Use	Monthly Use	Annual Use
4th	11943	270	0.4	0.8	1.7
5th	19096	350	0.4	0.9	2.6
6th	5567	119	0.6	1.6	4.9
Total	36606	739	0.4	1.0	2.6

Table 4.98: Frequency of Use – Marijuana

Grade Level	N of Valid	N of Miss	Weekly Use	Monthly Use	Annual Use
4th	11947	266	0.2	0.4	0.7
5th	19088	358	0.1	0.4	0.8
6th	5566	120	0.5	1.0	2.0
Total	36601	744	0.2	0.5	0.9

Table 4.99: Frequency of Use – Glue, Gas, etc.

Grade Level	N of Valid	N of Miss	Weekly Use	Monthly Use	Annual Use
4th	11903	310	0.6	1.1	2.4
5th	19059	387	0.6	1.4	3.2
6th	5554	132	0.8	1.6	4.3
Total	36516	829	0.6	1.3	3.1

Table 4.100: Frequency of Use – Other Drugs

Grade Level	N of Valid	N of Miss	Weekly Use	Monthly Use	Annual Use
4th	11910	303	0.2	0.5	0.9
5th	19084	362	0.2	0.5	0.9
6th	5563	123	0.4	0.8	1.8
Total	36557	788	0.3	0.5	1.1

Table 4.101: Frequency of Use – Any Tobacco

Grade Level	N of Valid	N of Miss	Weekly Use	Monthly Use	Annual Use
4th	12041	172	0.7	1.3	2.7
5th	19210	236	0.8	1.8	4.1
6th	5615	71	1.5	3.2	6.8
Total	36866	479	0.9	1.8	4.1

Table 4.102: Frequency of Use – Any Alcohol

Grade Level	N of Valid	N of Miss	Weekly Use	Monthly Use	Annual Use
4th	12023	190	1.3	3.0	6.9
5th	19197	249	1.2	3.1	8.6
6th	5608	78	1.4	4.1	12.9
Total	36828	517	1.3	3.2	8.7