

PRIDE Questionnaire Report for Parents
2002-03 PRIDE National Summary for Parents

Grades 4 thru 12

January 22, 2004

Contents

1	Introduction	1
2	Standard Graphics	3
2.1	When Does Your Child Use	3
3	Percentage Tables	20
3.1	Parent Demographics	21
3.2	Student Demographics	23
3.3	Student Information	25
3.4	Community Information	32
3.5	Impressions About Drug Use	36
3.6	What Percent Of Students In Your Child's Grade Have Used	42
3.7	When Does Your Child Use	48
3.8	How Easy Is It For Students In Your Child's Grade To Get	54
3.9	Effectiveness of Solutions	60

List of Tables

- 3.1 Relation to Child 21
- 3.2 Marital Status 21
- 3.3 Ethnic Origin 22
- 3.4 Age 22
- 3.5 Sex of Child 23
- 3.6 Use of Alcohol - My Child 23
- 3.7 Use of Drugs - My Child 24
- 3.8 My Child Makes Good Grades In School 25
- 3.9 My Child Gets Into Trouble At School 25
- 3.10 My Child Attends Church, Synagogue, etc. 26
- 3.11 I Set Clear Rules For My Child 26
- 3.12 I Punish My Child When He/She Breaks The Rules 26
- 3.13 I Talk To My Child About The Dangerous Effects Of Using Drugs 27
- 3.14 I talk To My Child About The Dangerous Dffects Of drinking alcohol 27
- 3.15 My Child Participates In Drug-free Activities Provided In My Community 27
- 3.16 Our School Does A Good Job Of Teaching Kids About The Harmful Effects Of Drug Use 28
- 3.17 Our School Does A Good Job Of Working With Parents Regarding Drug Abuse Prevention 28
- 3.18 Law Enforcement Is Doing A Good Job In Keeping Alcohol Away From Students 28
- 3.19 Law Enforcement Is Doing A Good Job In Keeping Drugs Away From Students 29
- 3.20 I Am Afraid My Child Will Be Hurt At School 29
- 3.21 Gangs Are A Threat To My Child At School 29
- 3.22 My Child Has Been Threatened With A Gun, Knife Or Club At School 30
- 3.23 A Student Has Threatened To Hit, Slap Or Kick My Child 30
- 3.24 Gangs Are A Threat To My Child In My Community 30
- 3.25 I Am Afraid My Child Will Be Hurt In My Community 31
- 3.26 Our School Sets Clear Rules On Bullying At School 31
- 3.27 Drug And Alcohol Use Is A Big Problem Facing Youth In My Community. 32
- 3.28 Youth Violence Is A Big Problem In My Community 32
- 3.29 My Child Has Friends Who Drink 33
- 3.30 It Would Be Okay With Me For My Child To Use Alcohol If He/she Would Not Use
Other Drugs 33
- 3.31 Beer Ads Encourage Underage Drinking 33
- 3.32 My Child Has Friends Who Use Drugs 34
- 3.33 It Would Be Okay With Me For My Child To Smoke A Little Pot If He/she Would Leave
Other Drugs Alone 34
- 3.34 Alcohol Abuse Is A Problem Among The Students In My Child's School 34
- 3.35 The Alcohol Industry Does A Good Job Of Discouraging Underage Drinking. 35

3.36 Harmfulness of Use – Cigarettes	36
3.37 Harmfulness of Use – Smokeless Tobacco, Snuff, etc	36
3.38 Harmfulness of Use – Cigars	37
3.39 Harmfulness of Use – Beer	37
3.40 Harmfulness of Use – Wine Coolers	37
3.41 Harmfulness of Use – Liquor	38
3.42 Harmfulness of Use – Marijuana	38
3.43 Harmfulness of Use – Cocaine (crack, etc)	38
3.44 Harmfulness of Use – Uppers (stimulants)	39
3.45 Harmfulness of Use – Downers (depressants)	39
3.46 Harmfulness of Use – Inhalants (glue, etc)	39
3.47 Harmfulness of Use – Hallucinogens (PCP, LSD, etc)	40
3.48 Harmfulness of Use – Heroin (opiates)	40
3.49 Harmfulness of Use – Anabolic Steroids	40
3.50 Harmfulness of Use – Ecstasy (MDMA)	41
3.51 Harmfulness of Use – OxyContin	41
3.52 Percent of Use – Cigarettes	42
3.53 Percent of Use – Smokeless Tobacco, Snuff, etc	42
3.54 Percent of Use – Cigars	43
3.55 Percent of Use – Beer	43
3.56 Percent of Use – Wine Coolers	43
3.57 Percent of Use – Liquor	44
3.58 Percent of Use – Marijuana	44
3.59 Percent of Use – Cocaine (crack, etc)	44
3.60 Percent of Use – Uppers (stimulants)	45
3.61 Percent of Use – Downers (depressants)	45
3.62 Percent of Use – Inhalants (glue, etc)	45
3.63 Percent of Use – Hallucinogens (PCP, LSD, etc)	46
3.64 Percent of Use – Heroin (opiates)	46
3.65 Percent of Use – Anabolic Steroids	46
3.66 Percent of Use – Ecstasy (MDMA)	47
3.67 Percent of Use – OxyContin	47
3.68 When Does Your Child Use Cigarettes	48
3.69 When Does Your Child Use Smokeless Tobacco, Snuff, etc	48
3.70 When Does Your Child Use Cigars	49
3.71 When Does Your Child Use Beer	49
3.72 When Does Your Child Use Wine Coolers	49
3.73 When Does Your Child Use Liquor	50
3.74 When Does Your Child Use Marijuana	50
3.75 When Does Your Child Use Cocaine (crack, etc)	50
3.76 When Does Your Child Use Uppers (stimulants)	51
3.77 When Does Your Child Use Downers (depressants)	51
3.78 When Does Your Child Use Inhalants (glue, etc)	51
3.79 When Does Your Child Use Hallucinogens (PCP, LSD, etc)	52
3.80 When Does Your Child Use Heroin (opiates)	52
3.81 When Does Your Child Use Anabolic Steroids	52
3.82 When Does Your Child Use Ecstasy (MDMA)	53

3.83	When Does Your Child Use OxyContin	53
3.84	How Easy Is It For Students In Your Child's Grade To Get Cigarettes	54
3.85	How Easy Is It For Students In Your Child's Grade To Get Smokeless Tobacco, Snuff, etc	54
3.86	How Easy Is It For Students In Your Child's Grade To Get Cigars	55
3.87	How Easy Is It For Students In Your Child's Grade To Get Beer	55
3.88	How Easy Is It For Students In Your Child's Grade To Get Wine Coolers	55
3.89	How Easy Is It For Students In Your Child's Grade To Get Liquor	56
3.90	How Easy Is It For Students In Your Child's Grade To Get Marijuana	56
3.91	How Easy Is It For Students In Your Child's Grade To Get Cocaine (crack, etc)	56
3.92	How Easy Is It For Students In Your Child's Grade To Get Uppers (stimulants)	57
3.93	How Easy Is It For Students In Your Child's Grade To Get Downers (depressants)	57
3.94	How Easy Is It For Students In Your Child's Grade To Get Inhalants (glue, etc)	57
3.95	How Easy Is It For Students In Your Child's Grade To Get Hallucinogens (PCP, LSD, etc)	58
3.96	How Easy Is It For Students In Your Child's Grade To Get Heroin (opiates)	58
3.97	How Easy Is It For Students In Your Child's Grade To Get Anabolic Steroids	58
3.98	How Easy Is It For Students In Your Child's Grade To Get Ecstasy (MDMA)	59
3.99	How Easy Is It For Students In Your Child's Grade To Get OxyContin	59
3.100	School-based Education About The Harmful Effects Of Drug And Alcohol Use	60
3.101	Religious Institutions Providing Drug Education To Young People	60
3.102	Parents Providing Drug Education To Their Children	61
3.103	Parents Taking Responsibility For Their Children's Use Of Drugs And Alcohol	61
3.104	News Media In Keeping Parents/Public Informed About The Extent Of The Student Drug Use And Violence	61
3.105	Schools In Keeping Parents/Public Informed About The Extent Of The Student Drug Use And Violence	62
3.106	Police In Keeping Parents/Public Informed About The Extent Of The Student Drug Use And Violence	62
3.107	Support By Civic And Service Organizations For Drug, Alcohol And Violence Prevention Activities	63
3.108	Parent Groups Involved In Drug, Alcohol And Violence Prevention	63
3.109	Active Involvement Of Business And Industry In The Prevention Of Drug Use And Violence	63
3.110	Training Programs For Teachers And Other Professionals In The Community	64
3.111	Student Action Groups' Involvement In The Prevention Of Drug Use And Violence	64
3.112	Alternative Activities For Young People In The Community	64
3.113	Early Help Programs For Students Who Are Beginning Drug And Alcohol Use	65
3.114	Treatment For Students Who Are Drug And/or Alcohol Dependent	65
3.115	Fund-raising To Provide Resources For School/Community Prevention Programs	65
3.116	Laws Prohibiting Use Of Alcohol By Minors	66
3.117	Laws Prohibiting Use Of Illicit Drugs	66
3.118	School Policy On Student Use Of Drugs And Alcohol	66
3.119	School Policy On Student Violence	67
3.120	Law Enforcement To Keep Drugs And Alcohol Away From Students	67

List of Figures

- 2.1 When Does Your Child Use Cigarettes 4
- 2.2 When Does Your Child Use Smokeless Tobacco, Snuff, etc. 5
- 2.3 When Does Your Child Use Cigars 6
- 2.4 When Does Your Child Use Beer 7
- 2.5 When Does Your Child Use Wine Coolers 8
- 2.6 When Does Your Child Use Liquor 9
- 2.7 When Does Your Child Use Marijuana 10
- 2.8 When Does Your Child Use Cocaine (crack, etc.) 11
- 2.9 When Does Your Child Use Uppers (stimulants) 12
- 2.10 When Does Your Child Use Downers (depressants) 13
- 2.11 When Does Your Child Use Inhalants (glue, etc.) 14
- 2.12 When Does Your Child Use Hallucinogens (PCP, LSD, etc.) 15
- 2.13 When Does Your Child Use Heroin (opiates) 16
- 2.14 When Does Your Child Use Anabolic Steroids 17
- 2.15 When Does Your Child Use Ecstasy (MDMA, etc.) 18
- 2.16 When Does Your Child Use OxyContin 19

Chapter 1

Introduction

The following graphs and tables are compiled from data collected from parents in your school(s) using the **PRIDE Questionnaire for Parents**. These data reflect information, impressions and knowledge parents have regarding drug and alcohol use and violence amongst your students. It is important that this report be utilized as part of your drug abuse and violence awareness and prevention programs. We strongly suggest that you:

COPY THE FOLLOWING PAGES, (which highlight and graphically summarize drug use and violent behavior by students in your school)

DISTRIBUTE THEM TO YOUR FACULTY

AND SHARE THIS INFORMATION WITH PARENTS.

Most of all, we strongly encourage a parent meeting at your school to share this information!

NOTE: Most drug use occurs at nights and weekends when school is not in session.

FOR GREATEST SUCCESS IN DECREASING DRUG USE, FACULTY, STUDENTS AND PARENTS MUST WORK TOGETHER TOWARD A DRUG-FREE LIFESTYLE.

If you have questions about this report or if you wish to have information on other **PRIDE Surveys** services and products, please call the **PRIDE Surveys** Office or write to the following address:

PRIDE Surveys
Janie Pitcock
166 St Charles Street
Bowling Green, KY 42101
1-800-279-6361

1-270-746-9596

www.pridesurveys.com

The following information is for **PRIDE Surveys** internal use only.

- Data Files: up029999
- Filter:

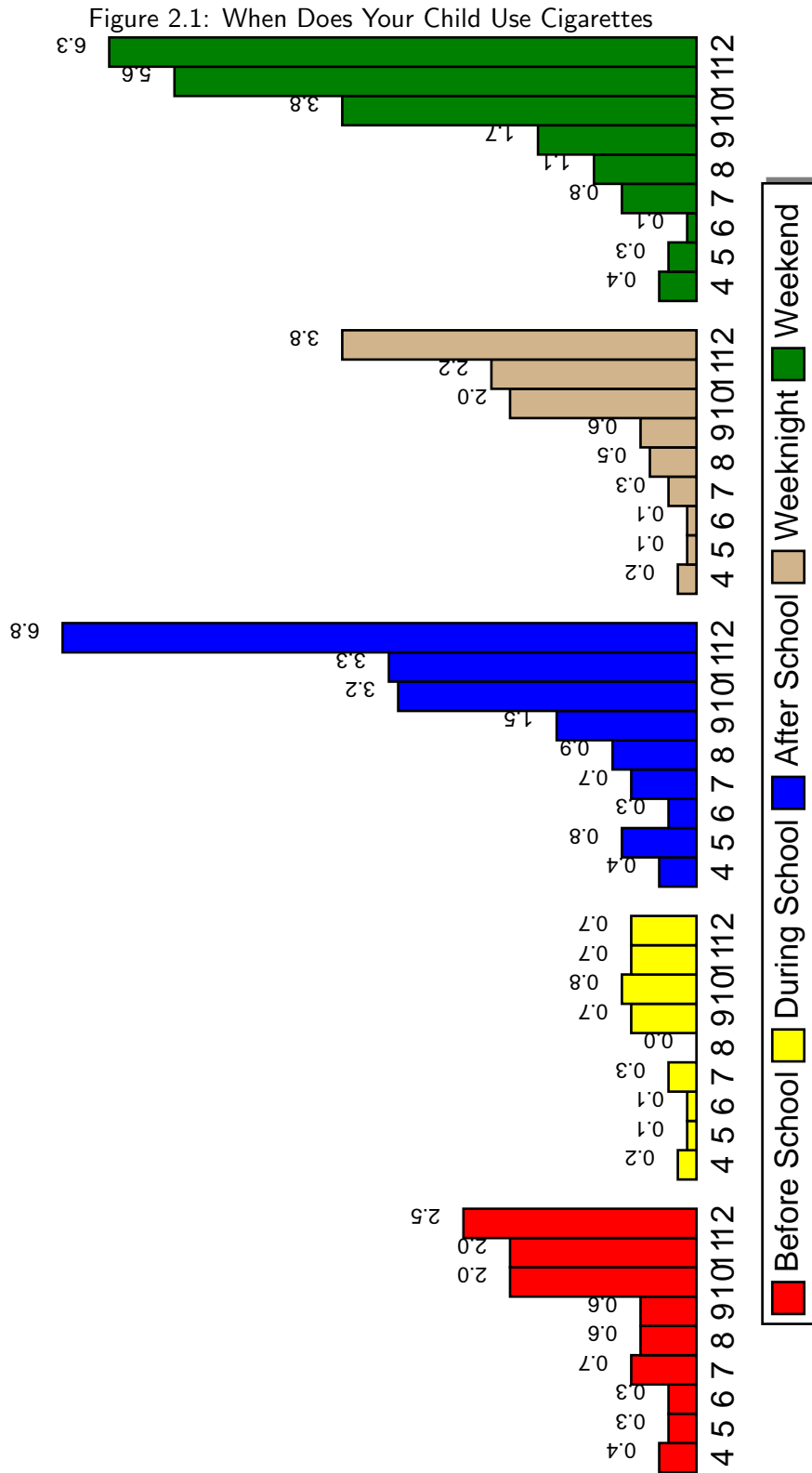
Chapter 2

Standard Graphics

2.1 When Does Your Child Use

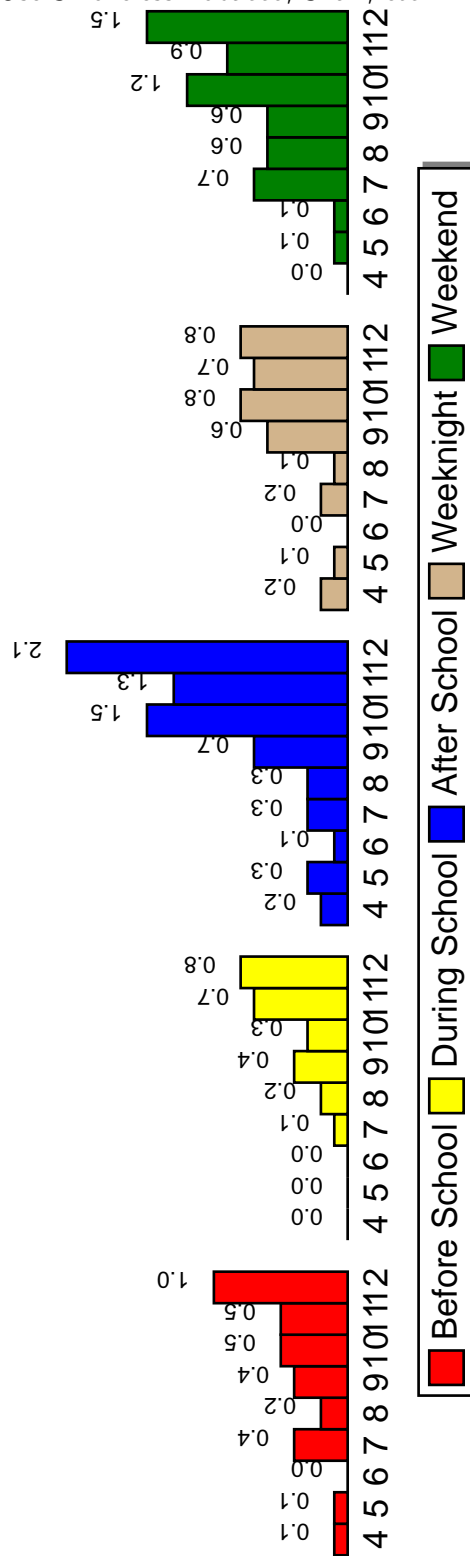
The following graphs show the parents' perception of when their child's use of drugs and alcohol occurs. Typically, students report that most drug and alcohol use occurs on week nights and weekends.

When Does Your Child Use Cigarettes



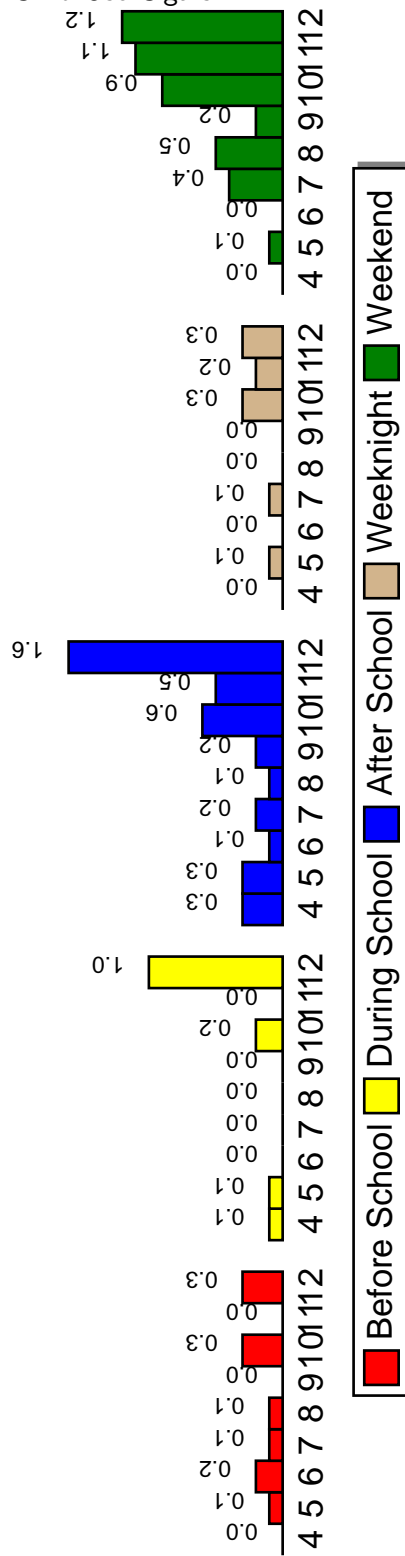
When Does Your Child Use Smokeless Tobacco, Snuff, etc.

Figure 2.2: When Does Your Child Use Smokeless Tobacco, Snuff, etc.

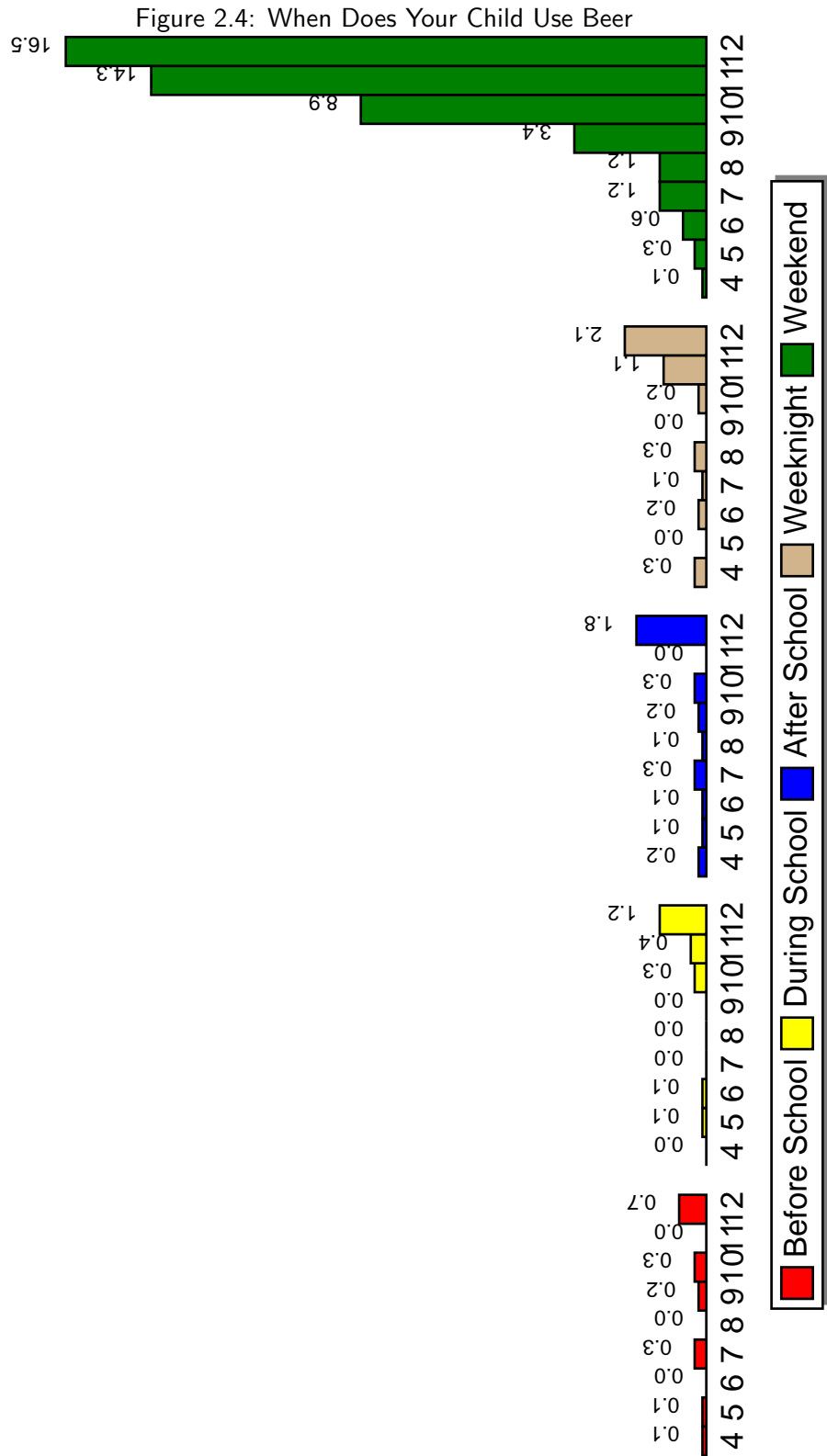


When Does Your Child Use Cigars


Figure 2.3: When Does Your Child Use Cigars



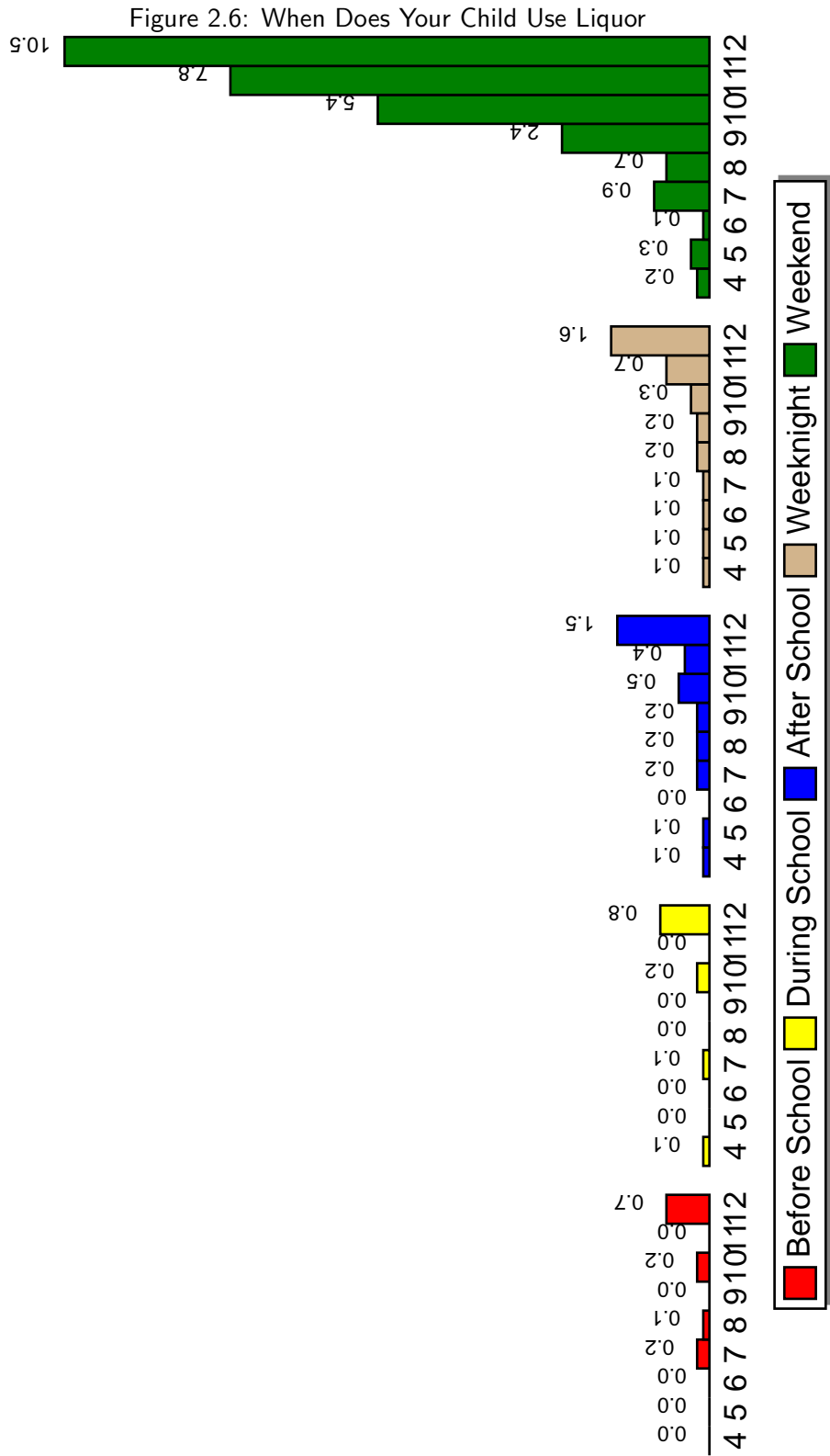
When Does Your Child Use Beer



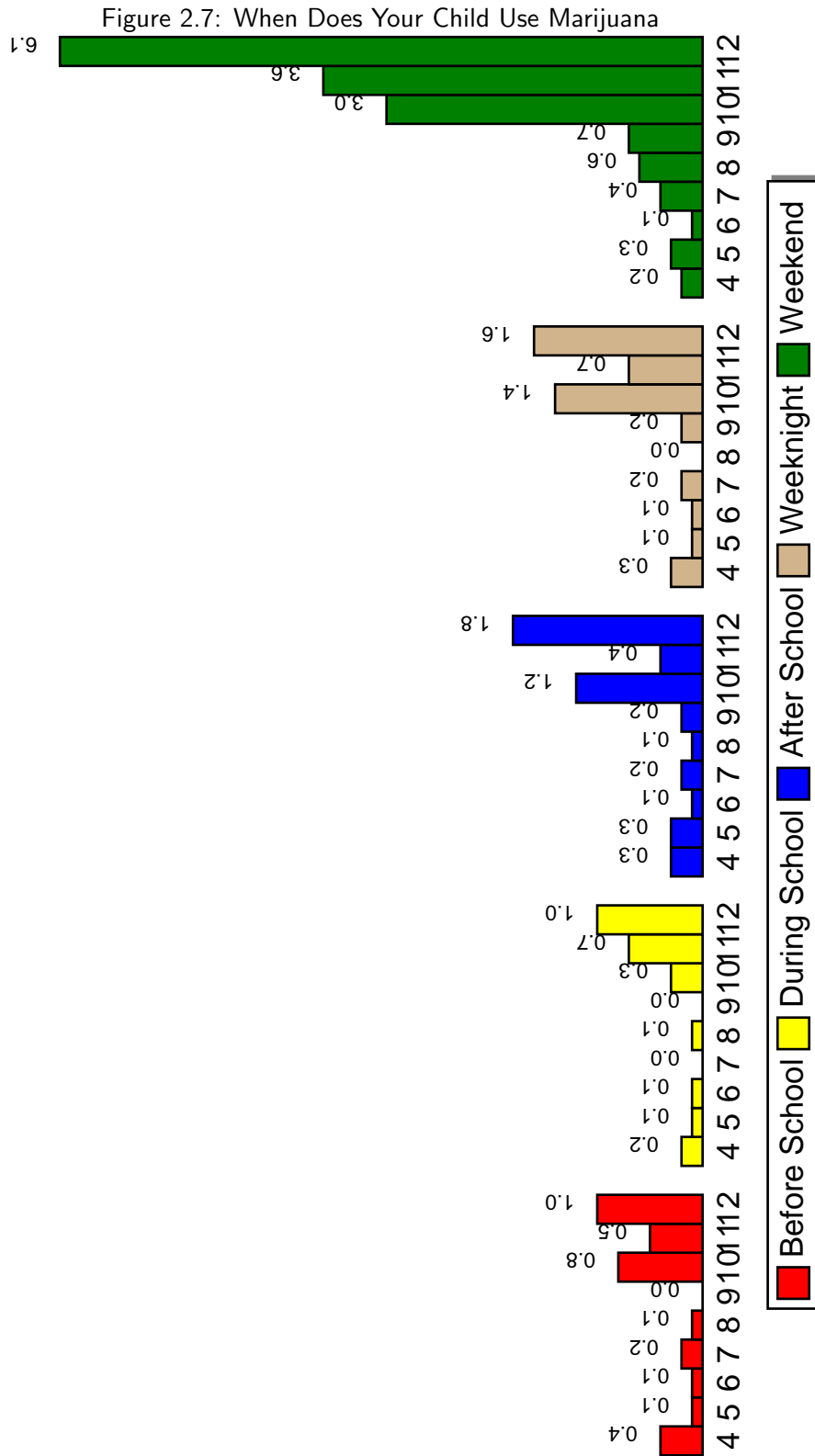
When Does Your Child Use Wine Coolers



When Does Your Child Use Liquor

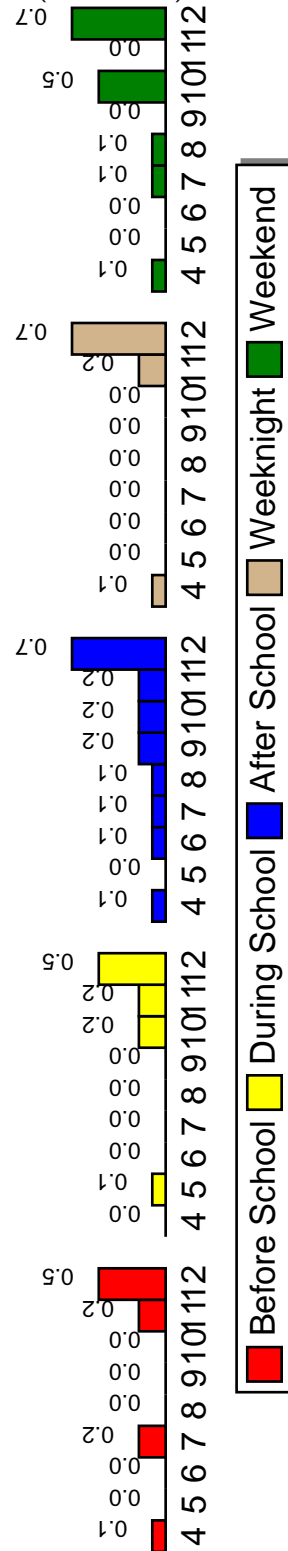


When Does Your Child Use Marijuana



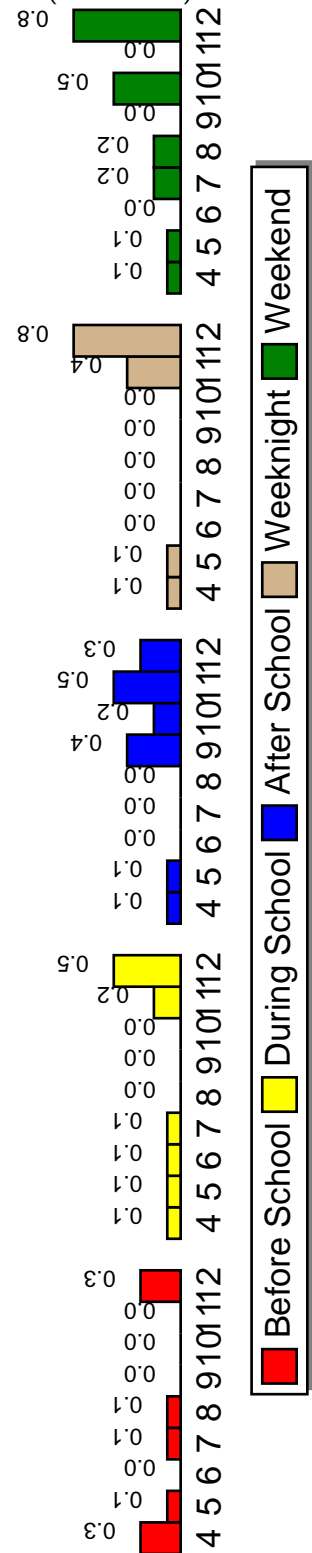
When Does Your Child Use Cocaine (crack, etc.)

Figure 2.8: When Does Your Child Use Cocaine (crack, etc.)



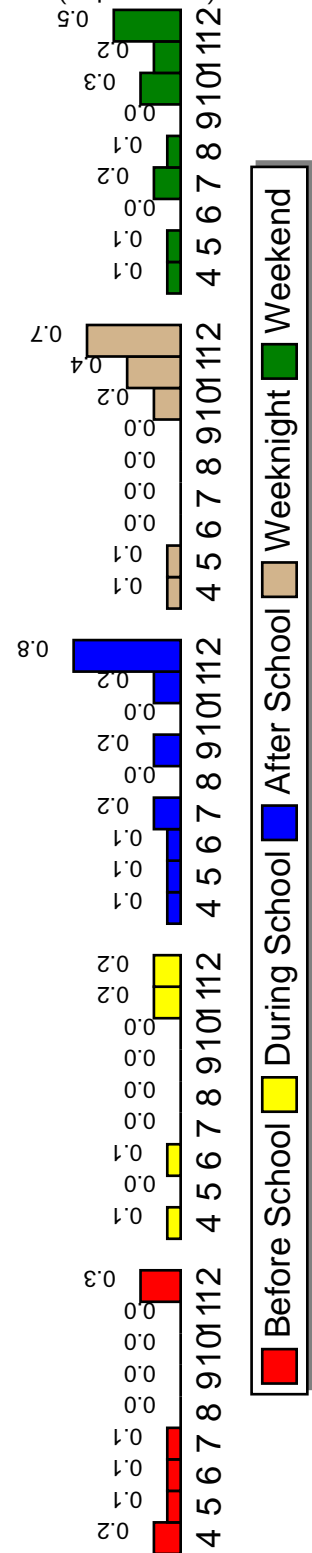
When Does Your Child Use Uppers (stimulants)

Figure 2.9: When Does Your Child Use Uppers (stimulants)



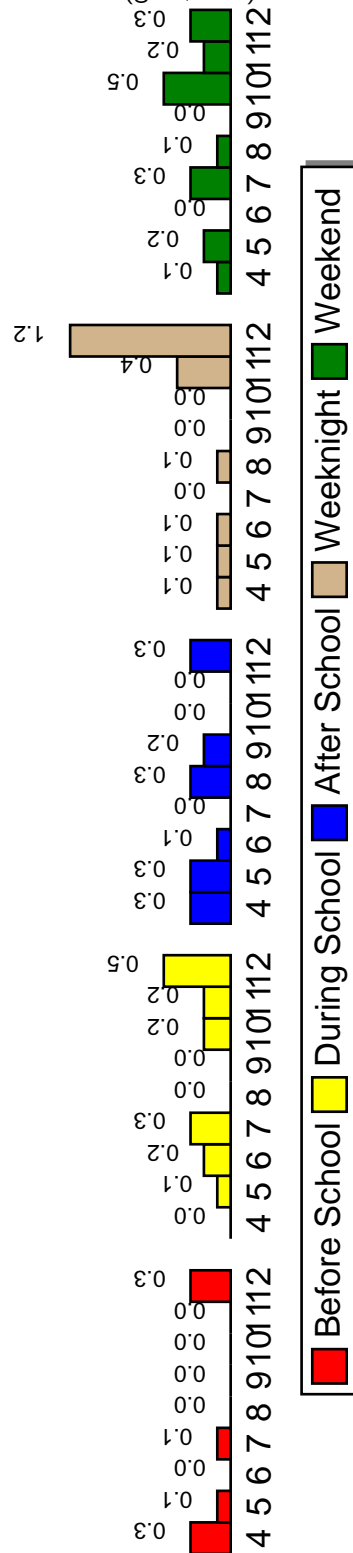
When Does Your Child Use Downers (depressants)

Figure 2.10: When Does Your Child Use Downers (depressants)



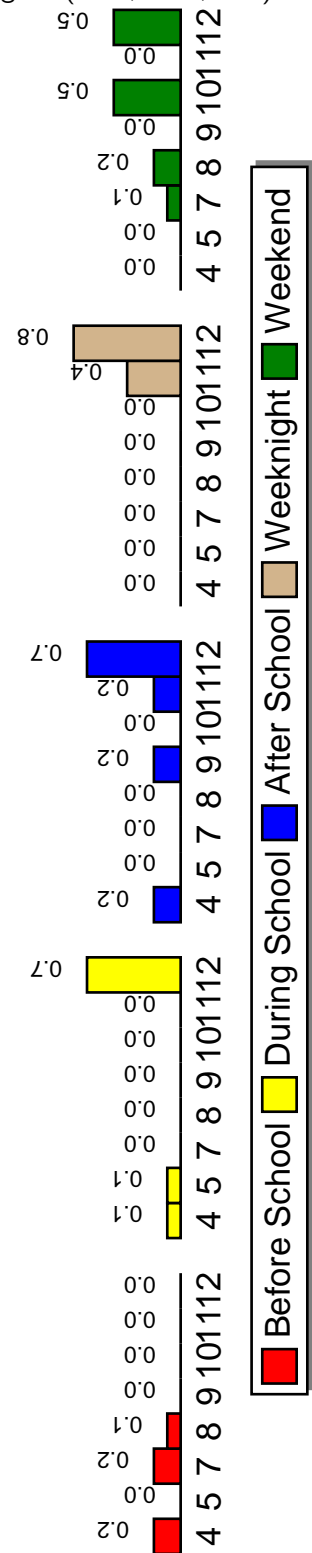
When Does Your Child Use Inhalants (glue, etc.)

Figure 2.11: When Does Your Child Use Inhalants (glue, etc.)



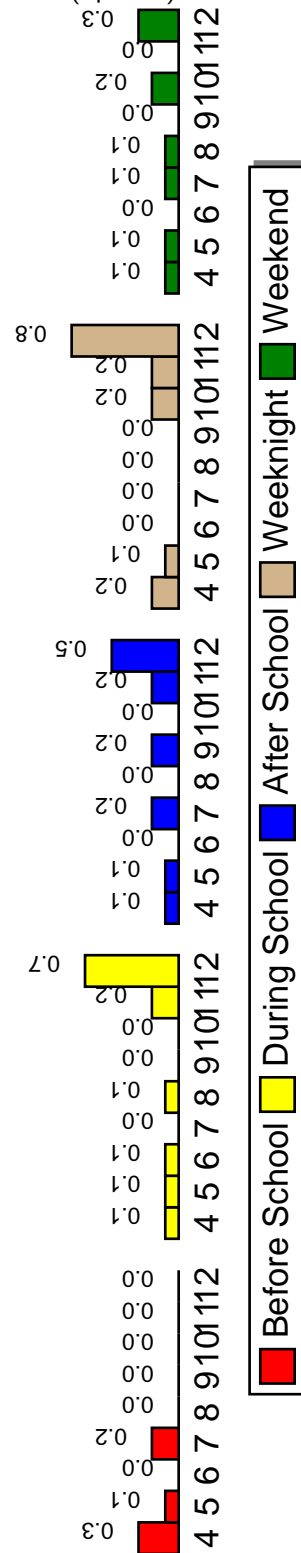
When Does Your Child Use Hallucinogens (PCP, LSD, etc.)

Figure 2.12: When Does Your Child Use Hallucinogens (PCP, LSD, etc.)



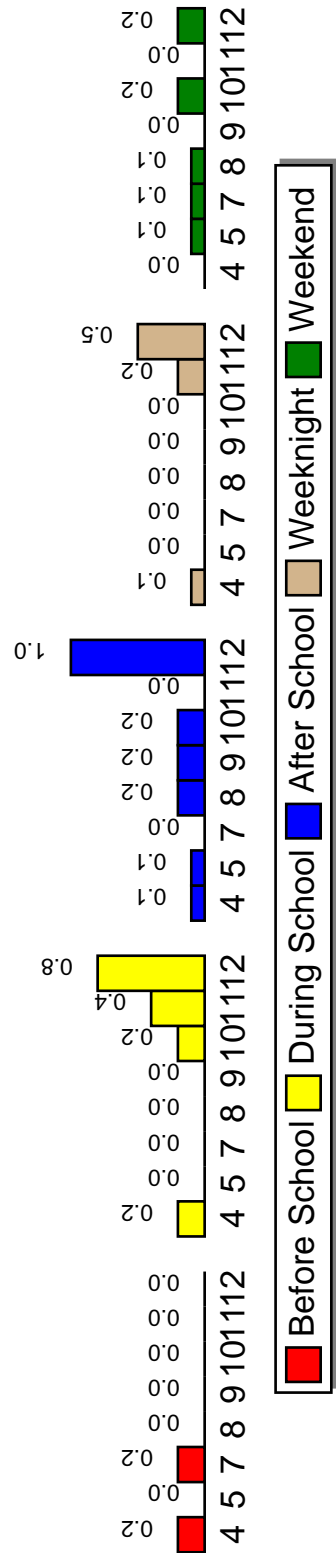
When Does Your Child Use Heroin (opiates)

Figure 2.13: When Does Your Child Use Heroin (opiates)



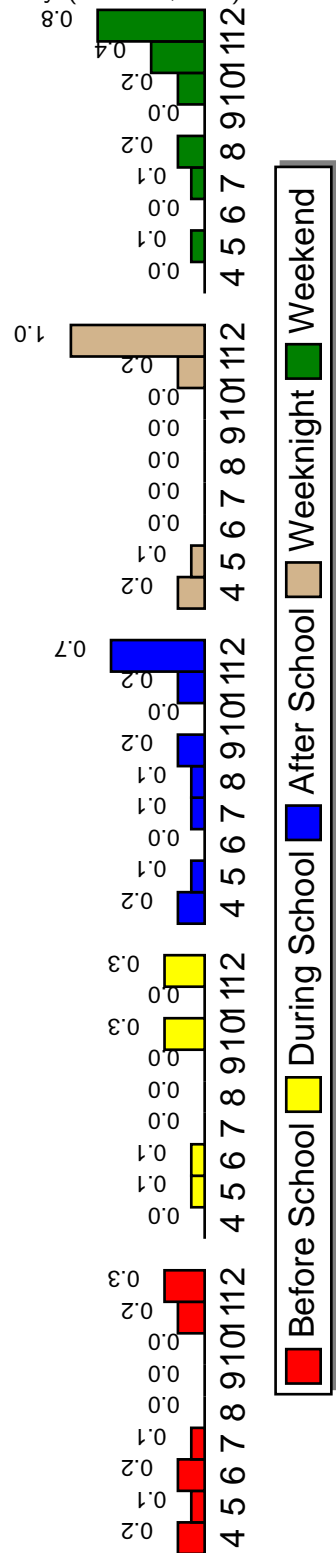
When Does Your Child Use Anabolic Steroids

Figure 2.14: When Does Your Child Use Anabolic Steroids



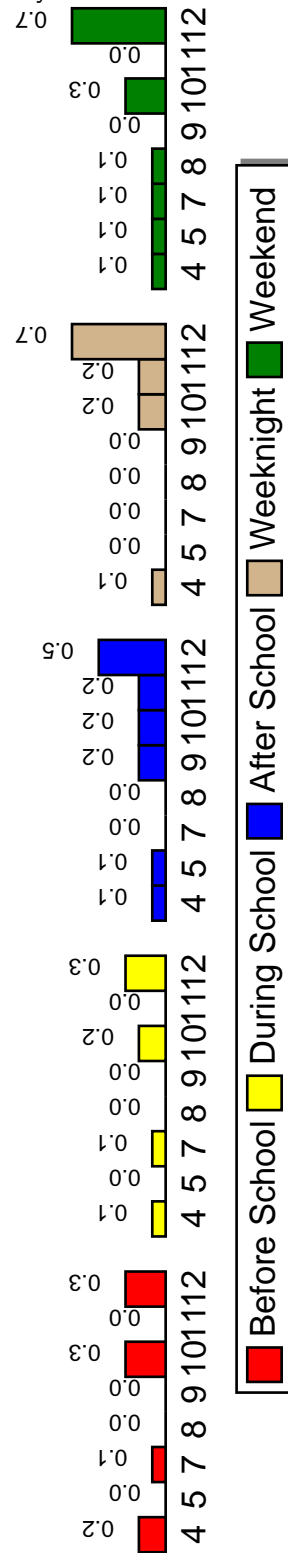
When Does Your Child Use Ecstasy (MDMA, etc.)

Figure 2.15: When Does Your Child Use Ecstasy (MDMA, etc.)



When Does Your Child Use OxyContin

Figure 2.16: When Does Your Child Use OxyContin



Chapter 3

Percentage Tables

This chapter contains your parent survey results in tabular form. Each table corresponds to an item on the questionnaire. The *N of Valid* column contains the number of parents responding to the item and the *N of Missing* column contains the number of parents not responding to the item. The remaining columns contain the percentages of parents responding to the particular response categories.

The percentage tables of the report appear in the same order as corresponding questions on the questionnaire. The Table of Contents contains the percentage tables by section and gives the page number where each section is located. The List of Tables contains the location of each individual table.

3.1 Parent Demographics

Table 3.1: Relation to Child

Grade Level	N of Valid	N of Miss	Mother	Father	Grandmother	Grandfather	Guardian	Other
4th	1009	11	82.5	11.6	3.7	0.6	0.8	0.9
5th	1499	20	83.9	10.7	3.0	0.3	1.3	0.7
6th	1125	18	81.3	15.2	1.8	0.3	0.6	0.8
7th	892	18	78.9	15.4	2.6	0.1	2.1	0.9
8th	1018	14	79.4	16.2	1.7	0.3	0.9	1.6
9th	529	5	75.4	20.2	1.7	0.0	1.1	1.5
10th	655	9	78.9	17.6	2.0	0.0	0.8	0.8
11th	551	2	76.6	19.2	1.1	0.2	1.6	1.3
12th	601	6	76.9	17.0	2.8	0.5	1.3	1.5
Total	7879	103	80.2	15.0	2.4	0.3	1.1	1.0

Table 3.2: Marital Status

Grade Level	N of Valid	N of Miss	Married	Separated	Divorced	Remarried	Single	Widowed
4th	1014	6	67.9	4.3	11.3	2.7	12.9	0.9
5th	1501	18	68.3	3.9	11.0	3.1	11.3	2.5
6th	1125	18	70.6	3.7	11.2	3.1	9.5	1.9
7th	898	12	65.6	3.3	13.8	3.7	10.9	2.7
8th	1018	14	72.5	3.8	10.5	3.4	8.3	1.4
9th	528	6	74.6	4.4	9.7	4.0	4.7	2.7
10th	656	8	76.4	2.9	9.1	3.5	5.3	2.7
11th	548	5	76.8	2.2	10.0	2.6	6.4	2.0
12th	606	1	69.1	2.8	12.5	3.0	9.7	2.8
Total	7894	88	70.5	3.6	11.1	3.2	9.4	2.1

Table 3.3: Ethnic Origin

Grade Level	N of Valid	N of Miss	White	African American	Asian/Pacific Isle	Hispanic	Native American	Mixed Origin	Other
4th	1002	18	62.2	33.7	0.6	1.6	0.2	1.1	0.6
5th	1498	21	63.0	31.5	0.9	2.9	0.3	0.9	0.5
6th	1124	19	67.3	27.8	0.7	1.3	1.1	0.9	0.9
7th	896	14	62.4	34.4	0.9	0.9	0.6	0.4	0.4
8th	1015	17	73.3	23.3	0.8	1.3	0.4	0.4	0.6
9th	528	6	75.9	17.8	2.7	1.7	0.4	1.1	0.4
10th	655	9	76.0	19.2	2.1	1.7	0.2	0.5	0.3
11th	547	6	74.0	21.0	0.7	2.0	0.2	0.5	1.5
12th	592	15	61.7	33.4	2.4	1.4	0.0	0.5	0.7
Total	7857	125	67.4	28.0	1.1	1.7	0.4	0.7	0.6

Table 3.4: Age

Grade Level	N of Valid	N of Miss	20-29 years	30-39 years	40-49 years	50+ years
4th	1015	5	13.0	53.5	28.9	4.6
5th	1505	14	7.4	52.0	33.5	7.2
6th	1134	9	4.4	48.8	39.6	7.2
7th	900	10	2.3	45.2	43.1	9.3
8th	1021	11	1.4	37.8	48.6	12.2
9th	532	2	2.4	25.9	58.6	13.0
10th	659	5	0.3	24.0	60.2	15.5
11th	550	3	1.5	23.1	58.5	16.9
12th	600	7	0.8	18.5	58.2	22.5
Total	7916	66	4.5	40.5	44.3	10.7

3.2 Student Demographics

Table 3.5: Sex of Child

Grade Level	N of Valid	N of Miss	Male	Female
4th	1010	10	46.9	53.1
5th	1506	13	42.2	57.8
6th	1136	7	44.9	55.1
7th	902	8	42.5	57.5
8th	1019	13	45.2	54.8
9th	527	7	47.8	52.2
10th	662	2	44.4	55.6
11th	548	5	44.7	55.3
12th	604	3	39.7	60.3
Total	7914	68	44.1	55.9

Table 3.6: Use of Alcohol - My Child

Grade Level	N of Valid	N of Miss	Never Used	Has Tried	Is Using
4th	994	26	98.0	1.4	0.6
5th	1481	38	97.4	2.4	0.2
6th	1117	26	96.2	3.7	0.1
7th	888	22	92.0	7.5	0.5
8th	1013	19	88.5	11.0	0.5
9th	519	15	84.2	15.2	0.6
10th	648	16	69.0	29.5	1.5
11th	543	10	60.0	37.6	2.4
12th	588	19	53.7	38.9	7.3
Total	7791	191	86.4	12.5	1.1

Table 3.7: Use of Drugs - My Child

Grade Level	N of Valid	N of Miss	Never Used	Has Tried	Is Using
4th	895	125	99.0	0.4	0.6
5th	1384	135	99.4	0.6	0.0
6th	1015	128	99.3	0.7	0.0
7th	790	120	97.6	2.0	0.4
8th	916	116	97.7	2.1	0.2
9th	425	109	97.6	2.4	0.0
10th	552	112	88.9	10.5	0.5
11th	439	114	89.1	10.7	0.2
12th	519	88	84.4	13.5	2.1
Total	6935	1047	96.2	3.4	0.4

3.3 Student Information

Table 3.8: My Child Makes Good Grades In School

Grade Level	N of Valid	N of Miss	Never	Seldom	Sometimes	Often	A Lot
4th	1016	4	0.4	1.2	13.2	26.7	58.6
5th	1507	12	0.1	1.0	13.7	25.9	59.2
6th	1133	10	0.1	1.4	17.0	30.3	51.2
7th	901	9	0.3	1.8	19.8	29.2	48.9
8th	1025	7	0.1	2.4	17.5	28.2	51.8
9th	530	4	0.2	1.1	19.4	29.6	49.6
10th	659	5	0.2	1.7	19.0	26.6	52.7
11th	550	3	0.0	1.5	19.1	26.0	53.5
12th	605	2	0.7	2.1	15.5	27.6	54.0
Total	7926	56	0.2	1.5	16.6	27.7	53.9

Table 3.9: My Child Gets Into Trouble At School

Grade Level	N of Valid	N of Miss	Never	Seldom	Sometimes	Often	A Lot
4th	1012	8	46.6	37.6	13.0	1.6	1.1
5th	1505	14	47.6	36.1	13.8	1.7	0.8
6th	1134	9	45.3	38.5	12.6	2.7	0.8
7th	902	8	49.2	37.3	10.6	2.3	0.6
8th	1022	10	51.8	37.2	8.8	1.3	1.0
9th	531	3	57.6	31.3	8.9	2.1	0.2
10th	657	7	60.1	31.5	6.8	0.9	0.6
11th	547	6	61.6	29.1	8.6	0.4	0.4
12th	604	3	64.9	27.5	5.8	1.2	0.7
Total	7914	68	51.9	35.1	10.6	1.7	0.7

Table 3.10: My Child Attends Church, Synagogue, etc.

Grade Level	N of Valid	N of Miss	Never	Seldom	Sometimes	Often	A Lot
4th	1011	9	2.7	6.4	23.4	20.4	47.1
5th	1503	16	3.5	8.4	22.2	22.5	43.4
6th	1130	13	3.4	7.4	22.7	21.6	44.9
7th	902	8	3.7	10.2	20.1	20.3	45.8
8th	1018	14	5.6	8.9	20.7	19.2	45.6
9th	530	4	5.3	9.1	23.6	21.1	40.9
10th	658	6	6.5	10.5	18.4	21.3	43.3
11th	549	4	6.4	10.4	21.3	19.5	42.4
12th	603	4	8.8	12.3	20.4	19.9	38.6
Total	7904	78	4.6	8.9	21.6	20.8	44.0

Table 3.11: I Set Clear Rules For My Child

Grade Level	N of Valid	N of Miss	Never	Seldom	Sometimes	Often	A Lot
4th	1010	10	0.7	0.5	4.7	26.2	67.9
5th	1501	18	0.3	0.7	4.4	27.7	66.9
6th	1126	17	0.5	0.6	4.9	26.6	67.4
7th	903	7	0.7	0.9	5.5	27.0	65.9
8th	1018	14	0.4	1.3	6.6	27.5	64.2
9th	527	7	0.0	1.5	6.3	32.6	59.6
10th	652	12	0.3	1.5	6.9	30.8	60.4
11th	546	7	0.7	1.5	5.7	33.2	59.0
12th	600	7	1.8	1.8	9.5	33.3	53.5
Total	7883	99	0.6	1.0	5.7	28.6	64.0

Table 3.12: I Punish My Child When He/She Breaks The Rules

Grade Level	N of Valid	N of Miss	Never	Seldom	Sometimes	Often	A Lot
4th	1005	15	0.8	2.7	19.1	39.7	37.7
5th	1496	23	1.3	3.4	19.3	40.4	35.6
6th	1125	18	1.4	3.3	19.3	40.4	35.6
7th	894	16	1.0	3.5	18.9	38.7	37.9
8th	1009	23	1.2	4.8	19.9	41.3	32.8
9th	524	10	0.2	6.3	22.1	40.3	31.1
10th	654	10	1.2	5.5	19.3	42.4	31.7
11th	538	15	1.7	6.7	20.1	39.6	32.0
12th	597	10	3.7	9.0	25.5	38.0	23.8
Total	7842	140	1.3	4.5	20.0	40.1	34.0

Table 3.13: I Talk To My Child About The Dangerous Effects Of Using Drugs

Grade Level	N of Valid	N of Miss	Never	Seldom	Sometimes	Often	A Lot
4th	1014	6	1.7	4.2	17.1	28.4	48.6
5th	1505	14	0.8	3.3	18.1	31.0	46.8
6th	1136	7	0.7	2.6	15.3	29.8	51.6
7th	908	2	1.5	3.5	15.0	28.2	51.8
8th	1022	10	1.8	3.5	16.9	29.8	47.9
9th	530	4	1.1	3.2	17.2	32.1	46.4
10th	658	6	0.9	4.7	16.0	31.8	46.7
11th	548	5	2.4	3.5	17.9	29.6	46.7
12th	601	6	3.0	6.5	17.0	29.6	43.9
Total	7922	60	1.4	3.7	16.7	30.0	48.2

Table 3.14: I talk To My Child About The Dangerous Dffects Of drinking alcohol

Grade Level	N of Valid	N of Miss	Never	Seldom	Sometimes	Often	A Lot
4th	1008	12	2.9	4.9	18.3	27.9	46.1
5th	1499	20	1.5	4.7	18.7	30.6	44.6
6th	1124	19	1.1	4.1	15.9	29.9	49.0
7th	903	7	1.6	5.2	17.6	26.2	49.4
8th	1017	15	2.1	4.8	19.6	27.4	46.1
9th	527	7	0.9	4.9	18.6	33.0	42.5
10th	661	3	2.0	4.4	17.5	28.6	47.5
11th	541	12	2.6	3.3	20.7	28.1	45.3
12th	602	5	3.3	6.0	18.8	30.6	41.4
Total	7882	100	1.9	4.7	18.3	29.1	46.1

Table 3.15: My Child Participates In Drug-free Activities Provided In My Community

Grade Level	N of Valid	N of Miss	Never	Seldom	Sometimes	Often	A Lot
4th	995	25	23.0	12.8	23.6	18.7	21.9
5th	1489	30	19.5	12.5	25.1	20.6	22.3
6th	1112	31	17.6	13.5	23.8	24.3	20.8
7th	889	21	18.0	13.9	27.2	17.9	22.9
8th	1012	20	17.6	14.3	28.9	18.0	21.2
9th	524	10	17.2	14.1	29.2	18.7	20.8
10th	657	7	17.2	17.0	29.2	18.9	17.7
11th	542	11	15.9	14.0	29.2	19.0	22.0
12th	602	5	20.4	15.8	26.2	20.6	16.9
Total	7822	160	18.7	13.9	26.4	19.9	21.0

Table 3.16: Our School Does A Good Job Of Teaching Kids About The Harmful Effects Of Drug Use

Grade Level	N of Valid	N of Miss	Never	Seldom	Sometimes	Often	A Lot
4th	984	36	2.0	4.1	19.7	39.6	34.6
5th	1472	47	0.8	5.8	18.5	35.7	39.3
6th	1108	35	0.8	4.2	21.8	37.6	35.5
7th	879	31	2.2	7.1	25.9	35.3	29.6
8th	1000	32	1.9	4.9	25.5	39.1	28.6
9th	517	17	1.5	5.8	30.2	39.1	23.4
10th	633	31	1.6	9.0	34.3	34.0	21.2
11th	524	29	2.9	12.4	32.8	29.8	22.1
12th	590	17	5.1	13.6	33.2	30.5	17.6
Total	7707	275	1.8	6.7	25.1	36.1	30.3

Table 3.17: Our School Does A Good Job Of Working With Parents Regarding Drug Abuse Prevention

Grade Level	N of Valid	N of Miss	Never	Seldom	Sometimes	Often	A Lot
4th	973	47	7.3	13.7	28.5	29.5	21.1
5th	1430	89	7.5	15.8	25.2	26.2	25.2
6th	1089	54	7.3	15.3	28.7	28.5	20.1
7th	863	47	9.6	16.5	28.4	25.8	19.7
8th	976	56	8.3	17.7	31.5	25.6	16.9
9th	507	27	7.9	18.9	33.9	25.2	14.0
10th	622	42	9.3	23.5	33.0	23.0	11.3
11th	520	33	12.7	19.6	33.1	21.9	12.7
12th	587	20	12.1	23.3	30.2	22.1	12.3
Total	7567	415	8.7	17.5	29.5	25.9	18.5

Table 3.18: Law Enforcement Is Doing A Good Job In Keeping Alcohol Away From Students

Grade Level	N of Valid	N of Miss	Never	Seldom	Sometimes	Often	A Lot
4th	971	49	2.8	13.7	32.6	27.2	23.7
5th	1427	92	2.2	12.2	31.9	27.5	26.1
6th	1086	57	3.1	14.5	35.3	26.8	20.3
7th	873	37	5.6	17.8	32.5	25.3	18.8
8th	988	44	4.8	17.7	31.8	26.6	19.1
9th	509	25	5.3	20.2	39.3	21.2	13.9
10th	636	28	7.1	26.3	37.7	19.3	9.6
11th	521	32	8.8	25.9	37.2	16.7	11.3
12th	593	14	8.3	24.3	37.3	17.4	12.8
Total	7604	378	4.7	17.7	34.3	24.4	19.0

Table 3.19: Law Enforcement Is Doing A Good Job In Keeping Drugs Away From Students

Grade Level	N of Valid	N of Miss	Never	Seldom	Sometimes	Often	A Lot
4th	960	60	3.2	14.0	32.7	27.4	22.7
5th	1418	101	2.3	12.6	31.5	27.9	25.7
6th	1081	62	2.8	14.0	35.7	27.0	20.5
7th	873	37	6.2	16.2	33.7	25.5	18.4
8th	975	57	4.8	18.8	32.4	26.2	17.8
9th	504	30	5.6	19.0	39.5	22.6	13.3
10th	626	38	6.9	26.5	36.9	20.6	9.1
11th	515	38	9.7	22.1	38.6	18.4	11.1
12th	586	21	9.6	21.2	37.5	21.0	10.8
Total	7538	444	4.9	17.1	34.6	25.1	18.3

Table 3.20: I Am Afraid My Child Will Be Hurt At School

Grade Level	N of Valid	N of Miss	Never	Seldom	Sometimes	Often	A Lot
4th	995	25	28.7	36.5	26.7	4.4	3.6
5th	1495	24	30.7	33.8	26.0	5.4	4.1
6th	1116	27	25.7	35.0	28.5	6.9	3.9
7th	889	21	23.5	34.5	28.8	7.2	6.0
8th	1006	26	27.4	36.3	28.1	4.2	4.0
9th	528	6	27.8	42.0	23.5	3.8	2.8
10th	653	11	34.2	36.0	23.7	4.4	1.7
11th	543	10	31.9	38.9	20.1	5.9	3.3
12th	606	1	36.5	35.5	19.5	5.1	3.5
Total	7831	151	29.1	35.9	25.8	5.4	3.8

Table 3.21: Gangs Are A Threat To My Child At School

Grade Level	N of Valid	N of Miss	Never	Seldom	Sometimes	Often	A Lot
4th	995	25	75.5	18.0	3.5	1.4	1.6
5th	1471	48	75.7	16.7	4.3	1.5	1.8
6th	1107	36	65.5	23.6	7.0	1.8	2.2
7th	880	30	64.1	23.4	7.3	2.4	2.8
8th	1002	30	60.5	28.8	6.8	1.9	2.0
9th	521	13	62.6	25.7	7.9	2.1	1.7
10th	647	17	64.0	25.5	6.8	2.0	1.7
11th	536	17	65.3	25.9	5.8	1.9	1.1
12th	598	9	68.4	19.6	8.4	2.0	1.7
Total	7757	225	67.8	22.4	6.1	1.8	1.9

Table 3.22: My Child Has Been Threatened With A Gun, Knife Or Club At School

Grade Level	N of Valid	N of Miss	Never	Seldom	Sometimes	Often	A Lot
4th	1005	15	96.7	2.1	0.6	0.1	0.5
5th	1500	19	95.8	1.5	1.6	0.6	0.5
6th	1116	27	94.4	3.4	1.4	0.3	0.4
7th	898	12	93.9	3.3	2.0	0.4	0.3
8th	1014	18	96.0	2.7	0.9	0.2	0.3
9th	526	8	96.0	2.7	0.6	0.0	0.8
10th	654	10	93.0	5.0	1.2	0.6	0.2
11th	543	10	93.7	2.9	1.8	0.6	0.9
12th	603	4	91.5	3.5	2.8	1.2	1.0
Total	7859	123	94.8	2.8	1.4	0.4	0.5

Table 3.23: A Student Has Threatened To Hit, Slap Or Kick My Child

Grade Level	N of Valid	N of Miss	Never	Seldom	Sometimes	Often	A Lot
4th	999	21	52.8	27.0	15.6	2.7	1.9
5th	1484	35	52.9	25.4	15.6	3.4	2.7
6th	1110	33	49.8	25.6	17.4	4.6	2.6
7th	889	21	52.4	23.6	17.0	4.6	2.4
8th	1007	25	55.3	25.0	13.0	3.6	3.1
9th	524	10	58.6	27.1	10.7	2.5	1.1
10th	650	14	66.0	19.7	10.0	3.4	0.9
11th	537	16	61.3	24.4	11.4	1.7	1.3
12th	598	9	63.7	22.9	9.4	2.3	1.7
Total	7798	184	55.6	24.8	14.1	3.4	2.2

Table 3.24: Gangs Are A Threat To My Child In My Community

Grade Level	N of Valid	N of Miss	Never	Seldom	Sometimes	Often	A Lot
4th	999	21	76.3	14.9	6.2	0.6	2.0
5th	1484	35	73.3	16.6	5.9	1.8	2.4
6th	1108	35	72.2	18.8	5.9	2.0	1.2
7th	890	20	72.5	17.0	6.3	1.7	2.6
8th	1006	26	69.6	21.6	6.6	0.9	1.4
9th	523	11	73.0	20.1	4.6	1.1	1.1
10th	648	16	70.7	19.3	7.9	1.2	0.9
11th	533	20	72.6	17.6	6.0	2.4	1.3
12th	600	7	71.2	18.2	7.3	0.8	2.5
Total	7791	191	72.5	18.0	6.3	1.4	1.8

Table 3.25: I Am Afraid My Child Will Be Hurt In My Community

Grade Level	N of Valid	N of Miss	Never	Seldom	Sometimes	Often	A Lot
4th	1004	16	52.1	30.1	13.0	2.0	2.8
5th	1497	22	50.1	29.3	15.4	2.8	2.4
6th	1114	29	52.2	28.1	15.4	2.4	2.0
7th	894	16	51.5	26.7	16.0	3.1	2.7
8th	1010	22	47.7	33.6	15.2	2.1	1.4
9th	524	10	50.8	32.8	13.2	2.9	0.4
10th	657	7	51.3	31.2	14.9	2.0	0.6
11th	540	13	52.4	30.0	13.7	2.0	1.9
12th	601	6	52.4	28.3	14.1	3.2	2.0
Total	7841	141	51.0	29.9	14.7	2.5	1.9

Table 3.26: Our School Sets Clear Rules On Bullying At School

Grade Level	N of Valid	N of Miss	Never	Seldom	Sometimes	Often	A Lot
4th	989	31	5.3	11.3	21.5	29.5	32.4
5th	1461	58	4.9	9.1	21.4	29.0	35.7
6th	1097	46	6.4	11.2	25.9	31.2	25.3
7th	883	27	9.7	14.0	27.4	24.7	24.1
8th	993	39	8.2	12.7	26.4	28.5	24.3
9th	511	23	7.8	11.4	30.5	27.6	22.7
10th	636	28	11.0	16.2	27.0	27.8	17.9
11th	528	25	10.6	14.4	32.0	24.2	18.8
12th	590	17	11.4	15.3	31.0	25.8	16.6
Total	7688	294	7.7	12.3	25.9	28.0	26.0

3.4 Community Information

Table 3.27: Drug And Alcohol Use Is A Big Problem Facing Youth In My Community.

Grade Level	N of Valid	N of Miss	No	Undecided	Yes
4th	1000	20	19.8	36.4	43.8
5th	1481	38	17.7	37.1	45.2
6th	1120	23	18.2	38.0	43.8
7th	896	14	20.0	33.3	46.8
8th	1010	22	14.3	33.9	51.9
9th	520	14	12.1	32.3	55.6
10th	655	9	10.1	32.5	57.4
11th	542	11	11.3	29.0	59.8
12th	599	8	11.0	29.9	59.1
Total	7823	159	15.9	34.5	49.6

Table 3.28: Youth Violence Is A Big Problem In My Community

Grade Level	N of Valid	N of Miss	No	Undecided	Yes
4th	991	29	48.0	36.2	15.7
5th	1470	49	42.4	40.3	17.3
6th	1121	22	46.7	37.9	15.4
7th	888	22	47.0	37.0	16.0
8th	1007	25	44.9	39.2	15.9
9th	517	17	44.3	43.3	12.4
10th	658	6	43.8	41.5	14.7
11th	539	14	43.8	43.6	12.6
12th	599	8	41.6	40.1	18.4
Total	7790	192	44.9	39.4	15.7

Table 3.29: My Child Has Friends Who Drink

Grade Level	N of Valid	N of Miss	No	Undecided	Yes
4th	989	31	93.6	5.2	1.2
5th	1471	48	91.6	6.5	2.0
6th	1112	31	83.5	13.1	3.4
7th	887	23	73.1	19.1	7.9
8th	1001	31	59.5	25.1	15.4
9th	516	18	41.3	37.2	21.5
10th	652	12	31.6	30.2	38.2
11th	543	10	23.8	31.1	45.1
12th	596	11	18.1	32.4	49.5
Total	7767	215	65.7	18.8	15.5

Table 3.30: It Would Be Okay With Me For My Child To Use Alcohol If He/she Would Not Use Other Drugs

Grade Level	N of Valid	N of Miss	No	Undecided	Yes
4th	996	24	96.9	2.4	0.7
5th	1478	41	98.0	1.4	0.6
6th	1120	23	97.4	2.1	0.4
7th	891	19	96.9	2.4	0.8
8th	1007	25	97.0	2.4	0.6
9th	520	14	96.0	3.1	1.0
10th	656	8	92.7	5.9	1.4
11th	538	15	88.8	8.9	2.2
12th	599	8	85.5	9.8	4.7
Total	7805	177	95.3	3.5	1.1

Table 3.31: Beer Ads Encourage Underage Drinking

Grade Level	N of Valid	N of Miss	No	Undecided	Yes
4th	991	29	19.7	32.3	48.0
5th	1461	58	22.0	34.6	43.5
6th	1113	30	18.5	34.4	47.1
7th	881	29	23.3	31.3	45.4
8th	1002	30	17.4	32.6	50.0
9th	517	17	15.1	31.3	53.6
10th	655	9	13.6	32.1	54.4
11th	539	14	13.5	32.5	54.0
12th	586	21	16.7	29.0	54.3
Total	7745	237	18.6	32.6	48.8

Table 3.32: My Child Has Friends Who Use Drugs

Grade Level	N of Valid	N of Miss	No	Undecided	Yes
4th	979	41	93.6	5.1	1.3
5th	1460	59	91.8	6.6	1.6
6th	1102	41	88.5	9.6	1.9
7th	886	24	78.8	16.5	4.7
8th	982	50	66.3	23.5	10.2
9th	516	18	57.0	27.7	15.3
10th	648	16	47.2	31.5	21.3
11th	537	16	41.0	33.7	25.3
12th	590	17	36.1	36.4	27.5
Total	7700	282	72.9	17.8	9.3

Table 3.33: It Would Be Okay With Me For My Child To Smoke A Little Pot If He/she Would Leave Other Drugs Alone

Grade Level	N of Valid	N of Miss	No	Undecided	Yes
4th	997	23	98.7	0.8	0.5
5th	1470	49	98.8	0.7	0.5
6th	1123	20	98.3	1.2	0.5
7th	895	15	97.8	1.5	0.8
8th	1006	26	98.3	1.2	0.5
9th	521	13	97.5	1.7	0.8
10th	656	8	97.1	2.1	0.8
11th	542	11	95.8	3.1	1.1
12th	598	9	92.6	5.0	2.3
Total	7808	174	97.6	1.6	0.8

Table 3.34: Alcohol Abuse Is A Problem Among The Students In My Child's School

Grade Level	N of Valid	N of Miss	No	Undecided	Yes
4th	984	36	76.9	19.6	3.5
5th	1464	55	78.6	18.2	3.3
6th	1106	37	52.8	39.2	8.0
7th	879	31	46.1	44.4	9.6
8th	992	40	41.1	45.6	13.3
9th	518	16	24.9	46.3	28.8
10th	649	15	22.8	37.8	39.4
11th	539	14	20.8	39.9	39.3
12th	597	10	19.8	37.5	42.7
Total	7728	254	49.3	34.4	16.3

Table 3.35: The Alcohol Industry Does A Good Job Of Discouraging Underage Drinking.

Grade Level	N of Valid	N of Miss	No	Undecided	Yes
4th	991	29	59.7	29.9	10.4
5th	1455	64	57.0	31.5	11.4
6th	1109	34	61.0	28.4	10.6
7th	887	23	58.9	29.0	12.2
8th	993	39	62.8	26.9	10.3
9th	520	14	67.9	24.8	7.3
10th	646	18	71.2	21.8	7.0
11th	536	17	68.5	24.8	6.7
12th	598	9	65.7	26.1	8.2
Total	7735	247	62.3	27.8	9.9

3.5 Impressions About Drug Use

Table 3.36: Harmfulness of Use – Cigarettes

Grade Level	N of Valid	N of Miss	1 - Not Harmful	2	3	4	5 - Very Harmful
4th	1004	16	0.8	0.6	4.2	8.1	86.4
5th	1487	32	0.8	0.5	5.0	8.3	85.3
6th	1127	16	0.6	0.4	4.3	11.1	83.6
7th	900	10	0.6	1.6	5.0	7.9	85.0
8th	1015	17	0.3	1.8	5.3	9.7	83.0
9th	526	8	1.0	0.8	4.8	10.6	82.9
10th	659	5	0.3	0.8	3.8	9.9	85.3
11th	545	8	0.4	1.5	4.6	9.9	83.7
12th	604	3	0.7	1.0	5.5	9.9	82.9
Total	7867	115	0.6	0.9	4.7	9.3	84.4

Table 3.37: Harmfulness of Use – Smokeless Tobacco, Snuff, etc

Grade Level	N of Valid	N of Miss	1 - Not Harmful	2	3	4	5 - Very Harmful
4th	1001	19	0.9	0.5	6.7	13.1	78.8
5th	1477	42	0.7	1.0	4.9	13.1	80.2
6th	1123	20	0.7	0.7	5.9	16.4	76.3
7th	898	12	0.6	1.3	5.8	12.5	79.8
8th	1009	23	0.4	1.8	6.2	14.5	77.1
9th	525	9	0.4	1.9	6.5	14.9	76.4
10th	653	11	0.5	1.1	5.4	12.6	80.6
11th	543	10	0.0	2.2	5.3	15.7	76.8
12th	602	5	0.8	1.7	6.5	16.8	74.3
Total	7831	151	0.6	1.2	5.8	14.2	78.1

Table 3.38: Harmfulness of Use – Cigars

Grade Level	N of Valid	N of Miss	1 - Not Harmful	2	3	4	5 - Very Harmful
4th	1000	20	0.6	0.7	5.9	13.6	79.2
5th	1476	43	0.9	0.7	5.8	13.5	79.1
6th	1117	26	0.6	1.1	6.2	15.1	77.0
7th	899	11	0.6	1.8	6.8	13.8	77.1
8th	1010	22	0.3	2.0	7.2	13.9	76.6
9th	525	9	0.8	1.5	6.5	17.1	74.1
10th	654	10	0.3	1.1	5.2	14.7	78.7
11th	547	6	0.5	2.6	6.0	15.2	75.7
12th	599	8	1.3	1.3	7.2	17.7	72.5
Total	7827	155	0.7	1.3	6.3	14.6	77.1

Table 3.39: Harmfulness of Use – Beer

Grade Level	N of Valid	N of Miss	1 - Not Harmful	2	3	4	5 - Very Harmful
4th	992	28	2.3	5.1	17.2	17.1	58.2
5th	1475	44	2.6	5.6	18.5	17.7	55.6
6th	1120	23	1.9	5.8	17.7	19.6	55.0
7th	895	15	2.1	7.2	15.8	17.5	57.4
8th	1008	24	2.7	6.6	23.3	19.1	48.2
9th	522	12	2.3	8.4	18.4	20.7	50.2
10th	649	15	2.5	6.3	19.6	19.3	52.4
11th	540	13	2.8	7.6	20.2	18.1	51.3
12th	601	6	2.2	4.5	20.5	22.8	50.1
Total	7802	180	2.4	6.2	18.9	18.8	53.7

Table 3.40: Harmfulness of Use – Wine Coolers

Grade Level	N of Valid	N of Miss	1 - Not Harmful	2	3	4	5 - Very Harmful
4th	999	21	3.1	6.4	19.9	17.4	53.2
5th	1474	45	3.6	6.9	20.5	19.0	50.1
6th	1118	25	2.6	8.0	19.5	20.3	49.6
7th	897	13	4.2	9.3	16.8	19.0	50.7
8th	1010	22	4.5	8.8	24.5	18.7	43.6
9th	524	10	2.7	10.1	21.0	20.6	45.6
10th	653	11	3.2	9.3	19.1	23.1	45.2
11th	545	8	3.7	9.0	20.9	19.4	47.0
12th	602	5	3.5	10.3	21.6	21.8	42.9
Total	7822	160	3.5	8.3	20.4	19.6	48.2

Table 3.41: Harmfulness of Use – Liquor

Grade Level	N of Valid	N of Miss	1 - Not Harmful	2	3	4	5 - Very Harmful
4th	1000	20	1.4	2.6	10.7	15.7	69.6
5th	1477	42	1.9	2.7	10.3	16.9	68.2
6th	1116	27	1.0	3.0	11.0	17.1	67.9
7th	899	11	1.4	4.7	11.0	13.6	69.3
8th	1002	30	1.8	3.4	15.6	18.7	60.6
9th	523	11	2.1	3.3	12.8	18.7	63.1
10th	653	11	1.1	2.5	12.4	19.4	64.6
11th	544	9	1.3	5.7	10.1	19.9	63.1
12th	603	4	0.7	2.8	9.8	23.5	63.2
Total	7817	165	1.4	3.3	11.5	17.7	66.1

Table 3.42: Harmfulness of Use – Marijuana

Grade Level	N of Valid	N of Miss	1 - Not Harmful	2	3	4	5 - Very Harmful
4th	999	21	1.3	0.4	3.0	7.8	87.5
5th	1481	38	0.9	1.3	3.2	9.3	85.3
6th	1116	27	0.7	0.6	3.1	8.7	86.8
7th	898	12	0.4	1.2	2.7	8.8	86.9
8th	1010	22	0.7	1.1	3.9	10.6	83.8
9th	525	9	1.0	1.1	4.4	10.3	83.2
10th	657	7	0.9	0.8	3.3	12.8	82.2
11th	547	6	0.7	2.2	5.3	12.6	79.2
12th	599	8	0.8	2.0	4.7	12.5	80.0
Total	7832	150	0.8	1.1	3.5	10.0	84.6

Table 3.43: Harmfulness of Use – Cocaine (crack, etc)

Grade Level	N of Valid	N of Miss	1 - Not Harmful	2	3	4	5 - Very Harmful
4th	1002	18	0.6	0.0	0.0	1.4	98.0
5th	1488	31	0.6	0.1	0.1	1.3	97.8
6th	1123	20	0.5	0.1	0.5	1.4	97.4
7th	899	11	0.1	0.0	0.1	1.6	98.2
8th	1012	20	0.4	0.1	0.2	0.5	98.8
9th	524	10	0.6	0.4	0.4	1.3	97.3
10th	656	8	0.2	0.2	0.3	1.1	98.3
11th	546	7	0.5	0.2	0.5	1.6	97.1
12th	602	5	0.5	0.3	0.7	1.3	97.2
Total	7852	130	0.5	0.1	0.3	1.3	97.9

Table 3.44: Harmfulness of Use – Uppers (stimulants)

Grade Level	N of Valid	N of Miss	1 - Not Harmful	2	3	4	5 - Very Harmful
4th	1003	17	0.6	0.2	0.2	2.5	96.5
5th	1486	33	0.6	0.1	0.1	2.6	96.6
6th	1117	26	0.4	0.4	0.7	1.7	96.9
7th	896	14	0.2	0.1	0.2	2.0	97.4
8th	1008	24	0.4	0.1	0.5	2.0	97.0
9th	522	12	0.6	0.2	0.8	1.9	96.6
10th	657	7	0.2	0.2	0.3	2.9	96.5
11th	547	6	0.4	0.5	0.2	3.1	95.8
12th	604	3	0.5	0.2	1.8	2.0	95.5
Total	7840	142	0.4	0.2	0.5	2.3	96.6

Table 3.45: Harmfulness of Use – Downers (depressants)

Grade Level	N of Valid	N of Miss	1 - Not Harmful	2	3	4	5 - Very Harmful
4th	1001	19	0.6	0.1	1.0	2.8	95.5
5th	1483	36	0.7	0.2	1.1	3.5	94.5
6th	1116	27	0.5	0.4	1.1	3.5	94.5
7th	892	18	0.2	0.3	0.6	3.3	95.6
8th	1008	24	0.4	0.1	1.0	3.0	95.5
9th	522	12	0.6	0.2	0.4	3.4	95.4
10th	656	8	0.3	0.0	1.2	4.4	94.1
11th	547	6	0.7	0.5	1.5	4.0	93.2
12th	603	4	0.5	0.5	2.8	4.5	91.7
Total	7828	154	0.5	0.2	1.1	3.5	94.6

Table 3.46: Harmfulness of Use – Inhalants (glue, etc)

Grade Level	N of Valid	N of Miss	1 - Not Harmful	2	3	4	5 - Very Harmful
4th	999	21	0.5	0.2	1.1	2.3	95.9
5th	1482	37	0.7	0.3	0.9	2.6	95.5
6th	1116	27	0.5	0.4	1.0	3.0	95.1
7th	895	15	0.1	0.3	0.6	3.0	96.0
8th	1010	22	0.6	0.4	0.7	3.4	95.0
9th	520	14	0.8	0.2	0.6	2.9	95.6
10th	653	11	0.5	0.2	0.5	3.7	95.3
11th	549	4	0.7	0.5	0.7	3.3	94.7
12th	605	2	0.5	0.8	3.0	4.8	90.9
Total	7829	153	0.5	0.4	1.0	3.1	95.0

Table 3.47: Harmfulness of Use – Hallucinogens (PCP, LSD, etc)

Grade Level	N of Valid	N of Miss	1 - Not Harmful	2	3	4	5 - Very Harmful
4th	998	22	0.6	0.0	0.2	1.0	98.2
5th	1480	39	0.5	0.3	0.3	1.5	97.4
6th	1116	27	0.5	0.1	0.4	1.8	97.1
7th	896	14	0.1	0.1	0.4	2.1	97.2
8th	1006	26	0.4	0.2	0.5	0.9	98.0
9th	522	12	0.6	0.4	0.2	1.1	97.7
10th	654	10	0.2	0.3	0.6	1.7	97.2
11th	549	4	0.5	0.2	0.7	2.2	96.4
12th	602	5	0.5	0.3	1.0	2.3	95.8
Total	7823	159	0.4	0.2	0.4	1.6	97.3

Table 3.48: Harmfulness of Use – Heroin (opiates)

Grade Level	N of Valid	N of Miss	1 - Not Harmful	2	3	4	5 - Very Harmful
4th	996	24	0.6	0.0	0.1	0.7	98.6
5th	1479	40	0.5	0.1	0.4	1.0	97.9
6th	1118	25	0.5	0.1	0.4	1.3	97.7
7th	894	16	0.1	0.0	0.3	1.1	98.4
8th	1008	24	0.4	0.2	0.4	0.8	98.2
9th	523	11	0.6	0.2	0.4	1.3	97.5
10th	655	9	0.2	0.5	0.5	1.4	97.6
11th	549	4	0.7	0.4	0.2	1.6	97.1
12th	601	6	0.7	0.3	0.5	1.0	97.5
Total	7823	159	0.5	0.2	0.3	1.1	97.9

Table 3.49: Harmfulness of Use – Anabolic Steroids

Grade Level	N of Valid	N of Miss	1 - Not Harmful	2	3	4	5 - Very Harmful
4th	996	24	0.7	0.1	1.1	4.5	93.6
5th	1469	50	0.6	0.2	0.5	5.2	93.5
6th	1117	26	0.4	0.2	1.6	5.4	92.4
7th	893	17	0.1	0.1	1.2	6.3	92.3
8th	1007	25	0.4	0.2	1.4	5.9	92.2
9th	523	11	0.6	0.2	1.3	6.3	91.6
10th	657	7	0.2	0.2	1.8	5.6	92.2
11th	548	5	0.5	0.5	1.1	5.5	92.3
12th	604	3	0.7	0.5	2.5	7.6	88.7
Total	7814	168	0.5	0.2	1.3	5.7	92.4

Table 3.50: Harmfulness of Use – Ecstasy (MDMA)

Grade Level	N of Valid	N of Miss	1 - Not Harmful	2	3	4	5 - Very Harmful
4th	1002	18	0.7	0.0	0.5	1.4	97.4
5th	1473	46	0.5	0.3	0.4	1.7	97.1
6th	1113	30	0.6	0.3	0.8	1.4	96.9
7th	890	20	0.1	0.0	0.0	2.5	97.4
8th	1009	23	0.4	0.1	0.5	1.7	97.3
9th	526	8	0.6	0.6	0.4	2.3	96.2
10th	657	7	0.2	0.3	0.5	2.7	96.3
11th	548	5	0.5	0.4	0.5	2.9	95.6
12th	604	3	0.7	0.3	1.3	2.0	95.7
Total	7822	160	0.5	0.2	0.5	1.9	96.8

Table 3.51: Harmfulness of Use – OxyContin

Grade Level	N of Valid	N of Miss	1 - Not Harmful	2	3	4	5 - Very Harmful
4th	990	30	0.6	0.4	1.2	2.2	95.6
5th	1459	60	0.8	0.2	0.9	3.2	94.9
6th	1097	46	0.6	0.4	1.2	3.6	94.2
7th	882	28	0.3	0.0	1.2	3.7	94.7
8th	992	40	0.3	0.2	1.1	3.2	95.2
9th	515	19	0.8	0.2	0.2	3.3	95.5
10th	646	18	0.2	0.5	1.5	3.1	94.7
11th	543	10	0.6	0.6	0.6	3.3	95.0
12th	595	12	0.7	0.3	1.5	3.4	94.1
Total	7719	263	0.5	0.3	1.1	3.2	94.9

3.6 What Percent Of Students In Your Child's Grade Have Used

Table 3.52: Percent of Use – Cigarettes

Grade Level	N of Valid	N of Miss	None	Less Than 5	5 to 15	16 to 25	26 to 50	51 to 75	76 to 100
4th	911	109	65.2	26.0	5.2	1.8	0.5	0.7	0.7
5th	1296	223	59.0	30.8	5.6	2.2	1.5	0.7	0.3
6th	959	184	38.3	34.0	14.7	6.9	3.8	1.5	0.9
7th	754	156	28.4	30.2	16.7	9.3	10.2	3.7	1.5
8th	813	219	16.6	22.9	21.0	15.0	15.6	6.6	2.2
9th	440	94	7.7	16.6	23.2	17.0	19.1	11.1	5.2
10th	554	110	8.3	14.1	12.8	18.8	21.1	19.7	5.2
11th	452	101	8.4	9.5	11.3	17.5	22.3	20.1	10.8
12th	515	92	8.5	8.0	10.7	18.3	19.4	23.1	12.0
Total	6694	1288	33.4	24.1	12.5	9.8	9.9	7.2	3.2

Table 3.53: Percent of Use – Smokeless Tobacco, Snuff, etc

Grade Level	N of Valid	N of Miss	None	Less Than 5	5 to 15	16 to 25	26 to 50	51 to 75	76 to 100
4th	906	114	68.9	24.0	3.3	2.0	0.6	0.9	0.4
5th	1288	231	66.9	25.2	4.8	1.3	1.1	0.5	0.2
6th	954	189	45.9	32.0	11.6	5.2	3.1	1.6	0.5
7th	750	160	37.7	29.3	14.5	6.8	6.8	3.9	0.9
8th	809	223	25.7	29.8	18.8	10.0	10.9	3.7	1.1
9th	431	103	19.3	26.2	19.7	12.1	11.1	9.0	2.6
10th	549	115	15.5	21.5	14.6	15.7	17.5	12.9	2.4
11th	446	107	17.0	17.0	16.1	15.0	20.0	10.3	4.5
12th	497	110	17.1	20.5	15.1	17.1	13.3	12.1	4.8
Total	6630	1352	41.4	25.9	11.7	7.6	7.3	4.6	1.4

Table 3.54: Percent of Use – Cigars

Grade Level	N of Valid	N of Miss	None	Less Than 5	5 to 15	16 to 25	26 to 50	51 to 75	76 to 100
4th	906	114	77.8	17.7	2.3	0.7	0.7	0.1	0.8
5th	1287	232	75.9	19.5	2.8	0.8	0.7	0.2	0.2
6th	952	191	61.8	29.3	5.4	1.8	0.7	0.5	0.5
7th	747	163	48.7	30.7	9.8	5.5	3.3	1.5	0.5
8th	805	227	39.4	35.3	11.1	6.0	5.3	2.0	1.0
9th	426	108	29.6	35.9	16.2	7.7	5.4	3.8	1.4
10th	547	117	25.6	37.1	15.2	9.3	6.4	5.3	1.1
11th	435	118	21.8	31.5	13.6	14.5	9.9	5.1	3.7
12th	496	111	18.1	28.2	17.1	12.9	9.7	7.5	6.5
Total	6601	1381	51.5	27.8	8.6	5.0	3.6	2.1	1.3

Table 3.55: Percent of Use – Beer

Grade Level	N of Valid	N of Miss	None	Less Than 5	5 to 15	16 to 25	26 to 50	51 to 75	76 to 100
4th	906	114	70.1	23.1	3.1	1.5	0.9	0.3	1.0
5th	1284	235	66.2	25.7	4.2	1.5	1.3	0.5	0.5
6th	950	193	44.4	32.1	11.1	5.8	3.8	2.0	0.8
7th	751	159	30.9	29.7	15.8	11.1	7.6	3.6	1.3
8th	806	226	19.9	21.7	20.1	13.9	14.6	6.5	3.3
9th	435	99	11.3	14.9	16.3	16.3	18.9	15.9	6.4
10th	550	114	7.8	10.7	8.0	13.6	20.0	24.9	14.9
11th	452	101	9.5	6.2	8.8	12.4	19.5	23.2	20.4
12th	514	93	8.2	6.2	6.6	7.8	18.7	27.8	24.7
Total	6648	1334	37.2	21.5	9.9	7.9	9.2	8.5	5.9

Table 3.56: Percent of Use – Wine Coolers

Grade Level	N of Valid	N of Miss	None	Less Than 5	5 to 15	16 to 25	26 to 50	51 to 75	76 to 100
4th	903	117	72.6	21.6	2.2	1.3	1.3	0.0	0.9
5th	1283	236	70.0	22.8	3.8	1.2	1.1	0.6	0.5
6th	947	196	47.2	31.6	10.9	4.9	2.6	1.9	1.0
7th	742	168	33.3	32.1	12.8	9.3	7.0	4.2	1.3
8th	803	229	22.5	25.0	19.4	11.8	13.2	5.9	2.1
9th	435	99	14.0	17.9	18.4	16.3	15.9	11.0	6.4
10th	548	116	9.9	12.8	10.6	15.9	19.7	20.4	10.8
11th	448	105	10.7	9.2	12.5	13.6	21.4	19.2	13.4
12th	511	96	8.8	9.6	9.6	10.0	20.5	22.5	19.0
Total	6620	1362	39.8	22.1	10.1	7.7	8.9	7.0	4.4

Table 3.57: Percent of Use – Liquor

Grade Level	N of Valid	N of Miss	None	Less Than 5	5 to 15	16 to 25	26 to 50	51 to 75	76 to 100
4th	905	115	77.1	18.0	2.3	0.7	0.9	0.1	0.9
5th	1286	233	73.6	20.5	2.7	1.2	1.3	0.5	0.2
6th	945	198	53.3	30.4	7.3	4.3	2.3	1.7	0.6
7th	747	163	37.9	30.5	12.4	8.6	6.2	2.7	1.7
8th	803	229	25.0	29.0	15.7	11.7	10.6	5.2	2.7
9th	428	106	13.3	18.9	19.4	14.7	18.0	10.5	5.1
10th	549	115	11.5	12.9	12.0	12.8	22.2	19.3	9.3
11th	450	103	9.8	11.8	12.9	11.6	20.4	19.1	14.4
12th	509	98	9.0	7.5	8.6	15.1	16.5	22.0	21.2
Total	6622	1360	42.9	21.4	9.0	7.3	8.4	6.6	4.5

Table 3.58: Percent of Use – Marijuana

Grade Level	N of Valid	N of Miss	None	Less Than 5	5 to 15	16 to 25	26 to 50	51 to 75	76 to 100
4th	905	115	80.6	14.9	2.1	1.0	0.7	0.1	0.7
5th	1283	236	76.8	17.6	2.8	0.9	0.9	0.5	0.5
6th	952	191	55.4	30.0	7.6	3.3	1.4	1.6	0.8
7th	752	158	40.7	28.2	14.0	8.9	4.3	2.3	1.7
8th	794	238	26.2	27.8	17.5	11.3	9.1	5.0	3.0
9th	429	105	14.0	24.0	18.6	17.7	13.5	7.2	4.9
10th	546	118	12.5	17.0	15.8	15.9	19.6	12.8	6.4
11th	443	110	12.6	9.7	16.3	19.2	16.0	16.3	9.9
12th	505	102	11.3	11.1	10.9	16.6	18.2	18.2	13.7
Total	6609	1373	45.3	20.8	10.0	8.2	7.0	5.2	3.4

Table 3.59: Percent of Use – Cocaine (crack, etc)

Grade Level	N of Valid	N of Miss	None	Less Than 5	5 to 15	16 to 25	26 to 50	51 to 75	76 to 100
4th	902	118	87.6	10.0	1.3	0.4	0.0	0.0	0.7
5th	1282	237	86.2	11.6	1.1	0.4	0.5	0.0	0.2
6th	949	194	70.5	22.3	3.8	1.8	0.5	0.5	0.5
7th	748	162	59.1	25.8	8.8	2.4	2.7	0.5	0.7
8th	795	237	48.7	30.1	9.8	5.2	4.0	1.6	0.6
9th	425	109	34.4	35.1	14.4	7.3	5.6	1.4	1.9
10th	537	127	27.9	30.2	17.3	13.4	6.7	3.9	0.6
11th	436	117	25.7	28.9	15.4	12.8	10.8	4.8	1.6
12th	499	108	25.7	29.1	17.6	11.4	8.6	5.0	2.6
Total	6573	1409	59.8	22.3	7.8	4.6	3.3	1.4	0.8

Table 3.60: Percent of Use – Uppers (stimulants)

Grade Level	N of Valid	N of Miss	None	Less Than 5	5 to 15	16 to 25	26 to 50	51 to 75	76 to 100
4th	902	118	87.4	10.2	1.0	0.3	0.3	0.2	0.6
5th	1288	231	86.3	11.6	0.9	0.4	0.8	0.1	0.0
6th	949	194	70.8	21.9	3.0	2.2	1.1	0.6	0.4
7th	749	161	59.4	26.8	6.7	3.3	2.5	0.5	0.7
8th	793	239	47.3	32.0	9.5	5.3	4.4	1.0	0.5
9th	424	110	35.6	34.4	14.6	6.8	4.7	1.9	1.9
10th	536	128	28.4	29.7	17.0	14.4	5.0	4.9	0.7
11th	430	123	27.0	29.8	16.0	11.4	10.5	4.4	0.9
12th	495	112	26.1	27.9	18.2	12.1	8.7	4.8	2.2
Total	6566	1416	60.0	22.5	7.4	4.7	3.2	1.5	0.7

Table 3.61: Percent of Use – Downers (depressants)

Grade Level	N of Valid	N of Miss	None	Less Than 5	5 to 15	16 to 25	26 to 50	51 to 75	76 to 100
4th	900	120	87.9	9.8	0.9	0.6	0.2	0.1	0.6
5th	1284	235	86.3	11.6	1.0	0.3	0.5	0.2	0.0
6th	947	196	71.1	23.2	2.5	1.4	0.6	0.6	0.5
7th	749	161	60.3	26.7	6.3	3.2	2.3	0.5	0.7
8th	788	244	47.6	32.6	9.0	5.1	3.8	1.3	0.6
9th	422	112	36.3	34.6	14.9	5.7	5.2	2.4	0.9
10th	537	127	27.9	33.3	15.6	12.8	5.6	4.1	0.6
11th	430	123	27.9	30.0	15.3	11.2	10.9	3.5	1.2
12th	492	115	25.8	31.7	16.5	11.8	9.1	3.3	1.8
Total	6549	1433	60.3	23.3	7.0	4.4	3.1	1.3	0.6

Table 3.62: Percent of Use – Inhalants (glue, etc)

Grade Level	N of Valid	N of Miss	None	Less Than 5	5 to 15	16 to 25	26 to 50	51 to 75	76 to 100
4th	903	117	82.7	13.5	1.7	0.7	0.2	0.4	0.8
5th	1285	234	79.3	16.6	2.3	0.9	0.8	0.0	0.2
6th	947	196	62.8	24.8	6.1	2.7	1.8	0.6	1.1
7th	747	163	51.4	31.1	9.4	2.8	2.9	1.5	0.9
8th	789	243	40.1	32.1	12.8	7.4	5.1	1.8	0.9
9th	425	109	33.9	35.5	15.3	7.3	4.0	2.1	1.9
10th	534	130	25.8	35.0	16.1	11.6	5.8	4.7	0.9
11th	429	124	27.7	32.2	14.9	12.1	8.6	3.5	0.9
12th	497	110	29.4	30.2	15.7	12.1	6.8	3.6	2.2
Total	6556	1426	55.0	25.6	8.6	5.0	3.2	1.6	0.9

Table 3.63: Percent of Use – Hallucinogens (PCP, LSD, etc)

Grade Level	N of Valid	N of Miss	None	Less Than 5	5 to 15	16 to 25	26 to 50	51 to 75	76 to 100
4th	905	115	89.0	8.6	1.1	0.4	0.1	0.2	0.6
5th	1279	240	87.8	10.4	0.7	0.3	0.5	0.2	0.1
6th	945	198	74.1	20.6	2.3	1.6	0.6	0.4	0.3
7th	747	163	64.5	24.9	5.6	2.3	1.7	0.3	0.7
8th	791	241	52.7	33.0	5.9	3.9	2.8	1.0	0.6
9th	422	112	42.9	34.6	10.9	5.7	2.8	1.7	1.4
10th	532	132	32.5	39.5	13.3	6.8	4.5	2.8	0.6
11th	428	125	31.5	35.0	12.6	10.3	7.2	2.3	0.9
12th	493	114	32.5	35.3	12.4	8.7	6.1	3.2	1.8
Total	6542	1440	63.8	23.4	5.5	3.3	2.2	1.0	0.6

Table 3.64: Percent of Use – Heroin (opiates)

Grade Level	N of Valid	N of Miss	None	Less Than 5	5 to 15	16 to 25	26 to 50	51 to 75	76 to 100
4th	904	116	89.2	8.8	0.9	0.2	0.1	0.1	0.7
5th	1278	241	88.3	10.0	0.6	0.3	0.5	0.2	0.1
6th	946	197	76.4	18.7	2.3	1.4	0.3	0.3	0.5
7th	748	162	66.0	24.2	4.8	1.7	1.9	0.5	0.8
8th	785	247	58.2	29.6	5.2	2.8	2.2	1.3	0.8
9th	424	110	50.5	31.4	8.7	4.2	3.1	1.2	0.9
10th	534	130	40.4	38.2	10.3	4.3	3.9	2.4	0.4
11th	428	125	37.4	35.0	10.7	9.3	4.7	1.9	0.9
12th	494	113	38.5	34.2	10.7	6.1	5.5	3.2	1.8
Total	6541	1441	67.1	22.2	4.7	2.5	1.9	0.9	0.7

Table 3.65: Percent of Use – Anabolic Steroids

Grade Level	N of Valid	N of Miss	None	Less Than 5	5 to 15	16 to 25	26 to 50	51 to 75	76 to 100
4th	900	120	88.4	9.3	0.9	0.4	0.1	0.2	0.6
5th	1280	239	87.5	10.4	0.8	0.7	0.4	0.0	0.2
6th	944	199	74.7	19.7	3.1	1.1	0.5	0.3	0.6
7th	745	165	63.6	25.5	6.3	1.7	1.6	0.5	0.7
8th	788	244	52.4	32.4	7.2	2.9	3.3	0.9	0.9
9th	422	112	41.5	32.9	14.2	4.5	3.6	2.1	1.2
10th	535	129	31.0	37.4	15.3	8.0	5.0	2.4	0.7
11th	429	124	32.2	30.3	14.7	12.4	7.0	2.1	1.4
12th	494	113	30.4	33.0	13.4	11.7	5.7	3.4	2.4
Total	6537	1445	63.3	22.6	6.5	3.5	2.3	1.0	0.8

Table 3.66: Percent of Use – Ecstasy (MDMA)

Grade Level	N of Valid	N of Miss	None	Less Than 5	5 to 15	16 to 25	26 to 50	51 to 75	76 to 100
4th	903	117	88.9	9.1	0.4	0.6	0.1	0.3	0.6
5th	1278	241	87.5	10.5	0.9	0.4	0.6	0.0	0.2
6th	946	197	74.2	19.6	3.0	1.5	0.7	0.5	0.5
7th	748	162	62.2	25.9	6.1	2.1	2.3	0.3	1.1
8th	788	244	50.9	33.1	7.0	3.4	3.2	1.3	1.1
9th	422	112	41.0	33.4	14.5	4.7	2.6	2.4	1.4
10th	534	130	30.0	33.7	15.0	10.1	6.6	3.6	1.1
11th	429	124	30.5	29.6	15.4	12.1	7.2	4.0	1.2
12th	498	109	25.9	34.3	14.1	10.4	7.2	5.8	2.2
Total	6546	1436	62.4	22.5	6.4	3.7	2.6	1.5	0.9

Table 3.67: Percent of Use – OxyContin

Grade Level	N of Valid	N of Miss	None	Less Than 5	5 to 15	16 to 25	26 to 50	51 to 75	76 to 100
4th	897	123	89.0	8.9	0.8	0.2	0.1	0.3	0.7
5th	1268	251	88.3	10.3	0.6	0.2	0.4	0.1	0.1
6th	944	199	75.4	19.8	2.2	0.7	1.0	0.2	0.6
7th	743	167	66.9	23.3	5.1	2.2	1.3	0.3	0.9
8th	782	250	56.3	31.1	5.8	3.1	2.2	0.9	0.8
9th	416	118	46.9	32.7	12.5	2.6	2.6	1.2	1.4
10th	521	143	38.6	36.3	12.3	5.0	4.6	2.3	1.0
11th	420	133	38.1	34.5	10.5	7.9	5.2	2.4	1.4
12th	491	116	38.5	32.8	10.0	7.7	5.1	3.7	2.2
Total	6482	1500	66.5	22.3	5.1	2.5	1.9	0.9	0.8

3.7 When Does Your Child Use

Table 3.68: When Does Your Child Use Cigarettes

Grade Level	N of Valid	N of Miss	Do Not Use	Before School	During School	After School	Weeknights	Weekends
4th	1020	0	95.5	0.4	0.2	0.4	0.2	0.4
5th	1519	0	94.5	0.3	0.1	0.8	0.1	0.3
6th	1143	0	95.6	0.3	0.1	0.3	0.1	0.1
7th	910	0	95.4	0.7	0.3	0.7	0.3	0.8
8th	1032	0	93.8	0.6	0.0	0.9	0.5	1.1
9th	534	0	94.0	0.6	0.7	1.5	0.6	1.7
10th	664	0	92.3	2.0	0.8	3.2	2.0	3.8
11th	553	0	89.7	2.0	0.7	3.3	2.2	5.6
12th	607	0	88.0	2.5	0.7	6.8	3.8	6.3
Total	7982	0	93.8	0.8	0.3	1.5	0.8	1.6

Table 3.69: When Does Your Child Use Smokeless Tobacco, Snuff, etc

Grade Level	N of Valid	N of Miss	Do Not Use	Before School	During School	After School	Weeknights	Weekends
4th	1020	0	95.7	0.1	0.0	0.2	0.2	0.0
5th	1519	0	94.6	0.1	0.0	0.3	0.1	0.1
6th	1143	0	95.6	0.0	0.0	0.1	0.0	0.1
7th	910	0	95.3	0.4	0.1	0.3	0.2	0.7
8th	1032	0	94.0	0.2	0.2	0.3	0.1	0.6
9th	534	0	95.3	0.4	0.4	0.7	0.6	0.6
10th	664	0	95.5	0.5	0.3	1.5	0.8	1.2
11th	553	0	94.2	0.5	0.7	1.3	0.7	0.9
12th	607	0	92.9	1.0	0.8	2.1	0.8	1.5
Total	7982	0	94.9	0.3	0.2	0.6	0.3	0.5

Table 3.70: When Does Your Child Use Cigars

Grade Level	N of Valid	N of Miss	Do Not Use	Before School	During School	After School	Weeknights	Weekends
4th	1020	0	95.3	0.0	0.1	0.3	0.0	0.0
5th	1519	0	94.7	0.1	0.1	0.3	0.1	0.1
6th	1143	0	95.5	0.2	0.0	0.1	0.0	0.0
7th	910	0	95.7	0.1	0.0	0.2	0.1	0.4
8th	1032	0	94.6	0.1	0.0	0.1	0.0	0.5
9th	534	0	95.9	0.0	0.0	0.2	0.0	0.2
10th	664	0	96.1	0.3	0.2	0.6	0.3	0.9
11th	553	0	94.4	0.0	0.0	0.5	0.2	1.1
12th	607	0	93.2	0.3	1.0	1.6	0.3	1.2
Total	7982	0	95.0	0.1	0.1	0.4	0.1	0.4

Table 3.71: When Does Your Child Use Beer

Grade Level	N of Valid	N of Miss	Do Not Use	Before School	During School	After School	Weeknights	Weekends
4th	1020	0	94.9	0.1	0.0	0.2	0.3	0.1
5th	1519	0	94.5	0.1	0.1	0.1	0.0	0.3
6th	1143	0	95.1	0.0	0.1	0.1	0.2	0.6
7th	910	0	94.5	0.3	0.0	0.3	0.1	1.2
8th	1032	0	93.6	0.0	0.0	0.1	0.3	1.2
9th	534	0	92.3	0.2	0.0	0.2	0.0	3.4
10th	664	0	88.3	0.3	0.3	0.3	0.2	8.9
11th	553	0	81.7	0.0	0.4	0.0	1.1	14.3
12th	607	0	77.1	0.7	1.2	1.8	2.1	16.5
Total	7982	0	91.7	0.2	0.2	0.3	0.4	3.7

Table 3.72: When Does Your Child Use Wine Coolers

Grade Level	N of Valid	N of Miss	Do Not Use	Before School	During School	After School	Weeknights	Weekends
4th	1020	0	95.4	0.0	0.0	0.3	0.1	0.3
5th	1519	0	94.1	0.1	0.1	0.3	0.1	0.5
6th	1143	0	94.8	0.1	0.1	0.1	0.3	0.5
7th	910	0	94.1	0.2	0.1	0.1	0.2	1.8
8th	1032	0	92.6	0.1	0.0	0.2	0.5	1.7
9th	534	0	93.3	0.0	0.0	0.4	0.0	2.8
10th	664	0	89.9	0.3	0.2	0.5	0.2	6.5
11th	553	0	88.4	0.4	0.0	0.4	0.9	6.7
12th	607	0	82.4	0.5	0.8	1.3	2.0	11.0
Total	7982	0	92.5	0.2	0.1	0.3	0.4	2.7

Table 3.73: When Does Your Child Use Liquor

Grade Level	N of Valid	N of Miss	Do Not Use	Before School	During School	After School	Weeknights	Weekends
4th	1020	0	95.2	0.0	0.1	0.1	0.1	0.2
5th	1519	0	94.2	0.0	0.0	0.1	0.1	0.3
6th	1143	0	95.3	0.0	0.0	0.0	0.1	0.1
7th	910	0	95.3	0.2	0.1	0.2	0.1	0.9
8th	1032	0	94.0	0.1	0.0	0.2	0.2	0.7
9th	534	0	93.4	0.0	0.0	0.2	0.2	2.4
10th	664	0	91.3	0.2	0.2	0.5	0.3	5.4
11th	553	0	87.7	0.0	0.0	0.4	0.7	7.8
12th	607	0	83.0	0.7	0.8	1.5	1.6	10.5
Total	7982	0	93.0	0.1	0.1	0.3	0.3	2.2

Table 3.74: When Does Your Child Use Marijuana

Grade Level	N of Valid	N of Miss	Do Not Use	Before School	During School	After School	Weeknights	Weekends
4th	1020	0	95.3	0.4	0.2	0.3	0.3	0.2
5th	1519	0	94.4	0.1	0.1	0.3	0.1	0.3
6th	1143	0	95.1	0.1	0.1	0.1	0.1	0.1
7th	910	0	95.6	0.2	0.0	0.2	0.2	0.4
8th	1032	0	94.1	0.1	0.1	0.1	0.0	0.6
9th	534	0	94.8	0.0	0.0	0.2	0.2	0.7
10th	664	0	93.8	0.8	0.3	1.2	1.4	3.0
11th	553	0	92.0	0.5	0.7	0.4	0.7	3.6
12th	607	0	89.5	1.0	1.0	1.8	1.6	6.1
Total	7982	0	94.1	0.3	0.2	0.4	0.4	1.2

Table 3.75: When Does Your Child Use Cocaine (crack, etc)

Grade Level	N of Valid	N of Miss	Do Not Use	Before School	During School	After School	Weeknights	Weekends
4th	1020	0	95.4	0.1	0.0	0.1	0.1	0.1
5th	1519	0	94.7	0.0	0.1	0.0	0.0	0.0
6th	1143	0	95.5	0.0	0.0	0.1	0.0	0.0
7th	910	0	95.7	0.2	0.0	0.1	0.0	0.1
8th	1032	0	94.8	0.0	0.0	0.1	0.0	0.1
9th	534	0	96.1	0.0	0.0	0.2	0.0	0.0
10th	664	0	96.5	0.0	0.2	0.2	0.0	0.5
11th	553	0	95.7	0.2	0.2	0.2	0.2	0.0
12th	607	0	94.7	0.5	0.5	0.7	0.7	0.7
Total	7982	0	95.3	0.1	0.1	0.1	0.1	0.1

Table 3.76: When Does Your Child Use Uppers (stimulants)

Grade Level	N of Valid	N of Miss	Do Not Use	Before School	During School	After School	Weeknights	Weekends
4th	1020	0	95.4	0.3	0.1	0.1	0.1	0.1
5th	1519	0	94.4	0.1	0.1	0.1	0.1	0.1
6th	1143	0	95.5	0.0	0.1	0.0	0.0	0.0
7th	910	0	95.8	0.1	0.1	0.0	0.0	0.2
8th	1032	0	94.2	0.1	0.0	0.0	0.0	0.2
9th	534	0	96.1	0.0	0.0	0.4	0.0	0.0
10th	664	0	96.5	0.0	0.0	0.2	0.0	0.5
11th	553	0	95.5	0.0	0.2	0.5	0.4	0.0
12th	607	0	94.6	0.3	0.5	0.3	0.8	0.8
Total	7982	0	95.2	0.1	0.1	0.1	0.1	0.2

Table 3.77: When Does Your Child Use Downers (depressants)

Grade Level	N of Valid	N of Miss	Do Not Use	Before School	During School	After School	Weeknights	Weekends
4th	1020	0	95.4	0.2	0.1	0.1	0.1	0.1
5th	1519	0	94.4	0.1	0.0	0.1	0.1	0.1
6th	1143	0	94.6	0.1	0.1	0.1	0.0	0.0
7th	910	0	95.5	0.1	0.0	0.2	0.0	0.2
8th	1032	0	94.3	0.0	0.0	0.0	0.0	0.1
9th	534	0	96.3	0.0	0.0	0.2	0.0	0.0
10th	664	0	96.5	0.0	0.0	0.0	0.2	0.3
11th	553	0	95.1	0.0	0.2	0.2	0.4	0.2
12th	607	0	94.9	0.3	0.2	0.8	0.7	0.5
Total	7982	0	95.1	0.1	0.1	0.2	0.1	0.1

Table 3.78: When Does Your Child Use Inhalants (glue, etc)

Grade Level	N of Valid	N of Miss	Do Not Use	Before School	During School	After School	Weeknights	Weekends
4th	1020	0	95.0	0.3	0.0	0.3	0.1	0.1
5th	1519	0	94.1	0.1	0.1	0.3	0.1	0.2
6th	1143	0	95.1	0.0	0.2	0.1	0.1	0.0
7th	910	0	95.3	0.1	0.3	0.0	0.0	0.3
8th	1032	0	93.9	0.0	0.0	0.3	0.1	0.1
9th	534	0	96.4	0.0	0.0	0.2	0.0	0.0
10th	664	0	96.1	0.0	0.2	0.0	0.0	0.5
11th	553	0	95.5	0.0	0.2	0.0	0.4	0.2
12th	607	0	94.9	0.3	0.5	0.3	1.2	0.3
Total	7982	0	95.0	0.1	0.1	0.2	0.2	0.2

Table 3.79: When Does Your Child Use Hallucinogens (PCP, LSD, etc)

Grade Level	N of Valid	N of Miss	Do Not Use	Before School	During School	After School	Weeknights	Weekends
4th	1020	0	95.3	0.2	0.1	0.2	0.0	0.0
5th	1519	0	94.4	0.0	0.1	0.0	0.0	0.0
6th	1143	0	94.9	0.0	0.0	0.0	0.0	0.0
7th	910	0	95.7	0.2	0.0	0.0	0.0	0.1
8th	1032	0	94.3	0.1	0.0	0.0	0.0	0.2
9th	534	0	96.3	0.0	0.0	0.2	0.0	0.0
10th	664	0	96.2	0.0	0.0	0.0	0.0	0.5
11th	553	0	95.3	0.0	0.0	0.2	0.4	0.0
12th	607	0	95.2	0.0	0.7	0.7	0.8	0.5
Total	7982	0	95.1	0.1	0.1	0.1	0.1	0.1

Table 3.80: When Does Your Child Use Heroin (opiates)

Grade Level	N of Valid	N of Miss	Do Not Use	Before School	During School	After School	Weeknights	Weekends
4th	1020	0	95.4	0.3	0.1	0.1	0.2	0.1
5th	1519	0	94.5	0.1	0.1	0.1	0.1	0.1
6th	1143	0	94.7	0.0	0.1	0.0	0.0	0.0
7th	910	0	95.7	0.2	0.0	0.2	0.0	0.1
8th	1032	0	94.0	0.0	0.1	0.0	0.0	0.1
9th	534	0	95.9	0.0	0.0	0.2	0.0	0.0
10th	664	0	96.4	0.0	0.0	0.0	0.2	0.2
11th	553	0	95.5	0.0	0.2	0.2	0.2	0.0
12th	607	0	95.1	0.0	0.7	0.5	0.8	0.3
Total	7982	0	95.1	0.1	0.1	0.1	0.1	0.1

Table 3.81: When Does Your Child Use Anabolic Steroids

Grade Level	N of Valid	N of Miss	Do Not Use	Before School	During School	After School	Weeknights	Weekends
4th	1020	0	95.3	0.2	0.2	0.1	0.1	0.0
5th	1519	0	94.3	0.0	0.0	0.1	0.0	0.1
6th	1143	0	95.0	0.0	0.0	0.0	0.0	0.0
7th	910	0	95.7	0.2	0.0	0.0	0.0	0.1
8th	1032	0	94.0	0.0	0.0	0.2	0.0	0.1
9th	534	0	96.3	0.0	0.0	0.2	0.0	0.0
10th	664	0	96.7	0.0	0.2	0.2	0.0	0.2
11th	553	0	95.8	0.0	0.4	0.0	0.2	0.0
12th	607	0	95.1	0.0	0.8	1.0	0.5	0.2
Total	7982	0	95.2	0.1	0.1	0.2	0.1	0.1

Table 3.82: When Does Your Child Use Ecstasy (MDMA)

Grade Level	N of Valid	N of Miss	Do Not Use	Before School	During School	After School	Weeknights	Weekends
4th	1020	0	95.0	0.2	0.0	0.2	0.2	0.0
5th	1519	0	94.4	0.1	0.1	0.1	0.1	0.1
6th	1143	0	94.7	0.2	0.1	0.0	0.0	0.0
7th	910	0	95.7	0.1	0.0	0.1	0.0	0.1
8th	1032	0	94.2	0.0	0.0	0.1	0.0	0.2
9th	534	0	96.1	0.0	0.0	0.2	0.0	0.0
10th	664	0	96.7	0.0	0.3	0.0	0.0	0.2
11th	553	0	95.3	0.2	0.0	0.2	0.2	0.4
12th	607	0	94.6	0.3	0.3	0.7	1.0	0.8
Total	7982	0	95.0	0.1	0.1	0.1	0.1	0.2

Table 3.83: When Does Your Child Use OxyContin

Grade Level	N of Valid	N of Miss	Do Not Use	Before School	During School	After School	Weeknights	Weekends
4th	1020	0	95.1	0.2	0.1	0.1	0.1	0.1
5th	1519	0	93.9	0.0	0.0	0.1	0.0	0.1
6th	1143	0	94.6	0.0	0.0	0.0	0.0	0.0
7th	910	0	95.6	0.1	0.1	0.0	0.0	0.1
8th	1032	0	94.0	0.0	0.0	0.0	0.0	0.1
9th	534	0	95.1	0.0	0.0	0.2	0.0	0.0
10th	664	0	96.2	0.3	0.2	0.2	0.2	0.3
11th	553	0	95.7	0.0	0.0	0.2	0.2	0.0
12th	607	0	94.4	0.3	0.3	0.5	0.7	0.7
Total	7982	0	94.8	0.1	0.1	0.1	0.1	0.1

3.8 How Easy Is It For Students In Your Child's Grade To Get

Table 3.84: How Easy Is It For Students In Your Child's Grade To Get Cigarettes

Grade Level	N of Valid	N of Miss	Can't Get	Fairly Hard	Fairly Easy	Very Easy	Don't Know
4th	967	53	35.5	23.9	16.0	6.5	18.1
5th	1414	105	29.8	19.8	19.2	8.8	22.3
6th	1058	85	21.8	19.2	25.8	13.0	20.1
7th	863	47	13.8	14.7	28.0	23.4	20.0
8th	947	85	8.9	12.5	33.5	28.2	17.0
9th	496	38	4.0	11.5	34.9	37.9	11.7
10th	635	29	5.2	6.5	25.4	50.6	12.4
11th	523	30	4.8	4.8	26.0	51.2	13.2
12th	579	28	5.7	3.5	17.4	62.0	11.4
Total	7482	500	17.5	14.7	24.5	25.8	17.5

Table 3.85: How Easy Is It For Students In Your Child's Grade To Get Smokeless Tobacco, Snuff, etc

Grade Level	N of Valid	N of Miss	Can't Get	Fairly Hard	Fairly Easy	Very Easy	Don't Know
4th	970	50	40.3	21.5	14.0	5.4	18.8
5th	1410	109	33.8	20.1	16.7	6.1	23.3
6th	1055	88	24.2	20.4	23.7	10.1	21.6
7th	860	50	16.6	14.2	26.0	19.1	24.1
8th	940	92	11.9	13.7	29.5	23.6	21.3
9th	490	44	7.1	13.3	30.4	32.0	17.1
10th	632	32	6.0	7.4	23.7	43.8	19.0
11th	516	37	6.8	6.6	24.0	42.6	20.0
12th	572	35	8.0	3.0	18.5	51.2	19.2
Total	7445	537	20.6	15.1	22.2	21.2	21.0

Table 3.86: How Easy Is It For Students In Your Child's Grade To Get Cigars

Grade Level	N of Valid	N of Miss	Can't Get	Fairly Hard	Fairly Easy	Very Easy	Don't Know
4th	969	51	42.5	22.5	12.4	3.5	19.1
5th	1409	110	35.8	20.3	14.8	5.3	23.8
6th	1053	90	27.6	21.2	20.9	6.9	23.4
7th	860	50	18.4	18.3	23.1	15.0	25.2
8th	936	96	12.5	17.0	29.7	18.1	22.8
9th	488	46	7.8	16.8	29.5	26.8	19.1
10th	630	34	6.8	9.5	25.4	36.5	21.7
11th	514	39	7.4	8.2	25.3	37.5	21.6
12th	574	33	6.4	4.4	18.5	52.6	18.1
Total	7433	549	22.1	16.8	21.1	18.0	22.1

Table 3.87: How Easy Is It For Students In Your Child's Grade To Get Beer

Grade Level	N of Valid	N of Miss	Can't Get	Fairly Hard	Fairly Easy	Very Easy	Don't Know
4th	969	51	41.3	23.2	12.8	3.8	18.9
5th	1407	112	35.4	20.1	15.1	6.5	23.0
6th	1052	91	27.1	21.1	21.4	9.4	21.0
7th	857	53	18.0	18.7	25.0	15.9	22.5
8th	943	89	11.7	19.5	29.4	20.5	19.0
9th	492	42	8.3	13.0	36.0	29.5	13.2
10th	637	27	6.0	10.4	30.0	40.0	13.7
11th	519	34	6.0	6.9	29.3	44.7	13.1
12th	574	33	7.1	5.7	25.3	50.5	11.3
Total	7450	532	21.4	17.1	23.0	19.8	18.6

Table 3.88: How Easy Is It For Students In Your Child's Grade To Get Wine Coolers

Grade Level	N of Valid	N of Miss	Can't Get	Fairly Hard	Fairly Easy	Very Easy	Don't Know
4th	968	52	44.4	21.8	11.4	3.6	18.8
5th	1403	116	36.8	20.6	13.6	5.7	23.2
6th	1050	93	29.0	21.2	20.4	7.7	21.7
7th	858	52	19.0	19.7	24.4	14.6	22.4
8th	942	90	12.3	19.7	29.2	18.0	20.7
9th	492	42	8.7	14.0	35.4	26.8	15.0
10th	632	32	6.3	11.2	28.2	37.5	16.8
11th	516	37	6.6	7.8	29.7	41.5	14.5
12th	577	30	7.3	5.5	25.3	49.7	12.1
Total	7438	544	22.7	17.3	22.2	18.3	19.5

Table 3.89: How Easy Is It For Students In Your Child's Grade To Get Liquor

Grade Level	N of Valid	N of Miss	Can't Get	Fairly Hard	Fairly Easy	Very Easy	Don't Know
4th	967	53	45.4	22.3	10.2	2.9	19.1
5th	1405	114	38.1	21.1	11.6	5.3	24.0
6th	1045	98	30.3	24.0	17.5	6.3	21.8
7th	856	54	20.6	21.0	22.0	12.9	23.6
8th	939	93	13.6	23.3	25.0	17.3	20.8
9th	491	43	10.2	19.6	31.8	23.4	15.1
10th	626	38	9.1	14.1	27.5	33.4	16.0
11th	516	37	7.6	10.7	29.7	36.0	16.1
12th	577	30	7.5	10.4	26.7	41.6	13.9
Total	7422	560	24.0	19.7	20.3	16.0	20.0

Table 3.90: How Easy Is It For Students In Your Child's Grade To Get Marijuana

Grade Level	N of Valid	N of Miss	Can't Get	Fairly Hard	Fairly Easy	Very Easy	Don't Know
4th	965	55	49.4	21.3	7.3	2.0	20.0
5th	1402	117	41.7	20.7	7.8	3.8	26.0
6th	1051	92	32.6	22.5	14.9	5.0	24.8
7th	853	57	22.7	19.5	18.3	12.5	27.0
8th	940	92	14.5	21.1	25.1	16.4	23.0
9th	490	44	8.4	18.0	32.7	21.8	19.2
10th	625	39	8.8	13.6	26.7	29.1	21.8
11th	512	41	9.4	10.9	28.5	32.2	18.9
12th	576	31	7.6	8.7	24.7	42.0	17.0
Total	7414	568	25.9	18.6	18.1	14.6	22.8

Table 3.91: How Easy Is It For Students In Your Child's Grade To Get Cocaine (crack, etc)

Grade Level	N of Valid	N of Miss	Can't Get	Fairly Hard	Fairly Easy	Very Easy	Don't Know
4th	964	56	53.7	20.0	4.5	1.5	20.3
5th	1404	115	46.7	19.5	4.8	2.2	26.8
6th	1049	94	36.5	23.0	9.7	3.3	27.5
7th	851	59	28.1	22.6	11.4	6.3	31.6
8th	934	98	20.4	27.1	14.6	8.1	29.8
9th	487	47	16.2	24.4	22.0	9.2	28.1
10th	625	39	12.5	22.7	18.2	11.0	35.5
11th	510	43	12.7	18.8	19.2	17.1	32.2
12th	574	33	10.1	17.9	23.3	16.7	31.9
Total	7398	584	30.6	21.8	12.2	6.9	28.6

Table 3.92: How Easy Is It For Students In Your Child's Grade To Get Uppers (stimulants)

Grade Level	N of Valid	N of Miss	Can't Get	Fairly Hard	Fairly Easy	Very Easy	Don't Know
4th	965	55	54.0	20.5	3.9	1.1	20.4
5th	1402	117	47.4	18.5	4.7	1.7	27.6
6th	1045	98	37.6	22.4	8.0	3.1	28.9
7th	855	55	28.5	21.6	11.1	5.4	33.3
8th	933	99	20.8	24.7	15.8	7.3	31.5
9th	488	46	16.4	25.8	19.3	8.8	29.7
10th	625	39	13.0	22.1	15.7	12.3	37.0
11th	511	42	13.3	19.2	19.2	14.1	34.2
12th	573	34	11.3	15.9	22.2	14.8	35.8
Total	7397	585	31.2	21.1	11.5	6.2	30.0

Table 3.93: How Easy Is It For Students In Your Child's Grade To Get Downers (depressants)

Grade Level	N of Valid	N of Miss	Can't Get	Fairly Hard	Fairly Easy	Very Easy	Don't Know
4th	968	52	53.9	19.7	4.4	1.3	20.6
5th	1399	120	47.2	18.7	4.6	1.8	27.7
6th	1041	102	37.4	22.8	7.9	2.5	29.5
7th	857	53	28.0	22.2	11.2	5.3	33.4
8th	931	101	20.6	24.8	15.1	6.9	32.5
9th	482	52	16.8	25.9	18.9	7.9	30.5
10th	626	38	12.5	22.5	15.5	11.2	38.3
11th	510	43	13.1	18.6	19.4	14.3	34.5
12th	572	35	11.5	16.4	21.3	15.0	35.7
Total	7386	596	31.1	21.2	11.3	6.0	30.4

Table 3.94: How Easy Is It For Students In Your Child's Grade To Get Inhalants (glue, etc)

Grade Level	N of Valid	N of Miss	Can't Get	Fairly Hard	Fairly Easy	Very Easy	Don't Know
4th	969	51	50.2	18.7	6.0	4.6	20.5
5th	1404	115	43.1	14.7	8.5	7.6	26.1
6th	1045	98	34.7	16.8	11.6	10.0	26.9
7th	857	53	25.1	16.9	13.0	15.4	29.6
8th	934	98	17.2	17.6	16.9	20.3	27.9
9th	488	46	14.5	18.6	19.5	22.3	25.0
10th	623	41	11.2	16.2	14.1	24.9	33.5
11th	511	42	12.3	13.9	16.4	26.8	30.5
12th	573	34	10.8	11.5	19.5	26.5	31.6
Total	7404	578	28.3	16.2	12.8	15.3	27.4

Table 3.95: How Easy Is It For Students In Your Child's Grade To Get Hallucinogens (PCP, LSD, etc)

Grade Level	N of Valid	N of Miss	Can't Get	Fairly Hard	Fairly Easy	Very Easy	Don't Know
4th	964	56	54.8	19.6	3.6	1.1	20.9
5th	1400	119	47.8	18.8	3.9	1.4	28.1
6th	1047	96	39.7	21.6	6.4	1.7	30.6
7th	857	53	30.7	22.3	8.4	3.7	34.9
8th	934	98	22.8	27.7	11.2	4.6	33.6
9th	484	50	17.1	29.1	15.5	6.0	32.2
10th	624	40	13.9	24.7	11.9	8.3	41.2
11th	511	42	14.1	20.5	16.4	11.0	38.0
12th	568	39	12.7	20.4	16.9	12.1	37.9
Total	7389	593	32.5	22.2	9.0	4.5	31.8

Table 3.96: How Easy Is It For Students In Your Child's Grade To Get Heroin (opiates)

Grade Level	N of Valid	N of Miss	Can't Get	Fairly Hard	Fairly Easy	Very Easy	Don't Know
4th	967	53	55.0	19.9	3.2	1.0	20.9
5th	1395	124	48.4	18.9	3.3	1.3	28.2
6th	1047	96	40.3	21.7	5.9	1.1	30.9
7th	856	54	31.5	22.2	8.2	3.6	34.5
8th	934	98	24.5	28.4	9.2	4.3	33.6
9th	486	48	19.5	28.6	12.6	5.1	34.2
10th	624	40	15.4	26.9	9.3	6.6	41.8
11th	513	40	15.6	23.6	14.2	9.2	37.4
12th	571	36	13.0	23.1	13.8	10.0	40.1
Total	7393	589	33.5	23.0	7.7	3.8	32.1

Table 3.97: How Easy Is It For Students In Your Child's Grade To Get Anabolic Steroids

Grade Level	N of Valid	N of Miss	Can't Get	Fairly Hard	Fairly Easy	Very Easy	Don't Know
4th	965	55	54.8	19.4	3.5	1.1	21.1
5th	1395	124	48.0	18.4	3.9	1.3	28.5
6th	1048	95	39.4	21.5	6.4	1.7	31.0
7th	852	58	30.6	22.2	7.6	4.3	35.2
8th	931	101	22.4	26.9	12.6	5.2	33.0
9th	487	47	16.0	27.9	15.4	7.4	33.3
10th	624	40	13.9	22.6	15.1	7.5	40.9
11th	512	41	14.5	18.2	18.2	12.7	36.5
12th	570	37	12.1	18.8	17.4	14.2	37.5
Total	7384	598	32.4	21.5	9.5	4.9	31.9

Table 3.98: How Easy Is It For Students In Your Child's Grade To Get Ecstasy (MDMA)

Grade Level	N of Valid	N of Miss	Can't Get	Fairly Hard	Fairly Easy	Very Easy	Don't Know
4th	961	59	54.7	19.1	3.6	1.0	21.4
5th	1396	123	47.6	18.6	3.9	1.8	28.2
6th	1044	99	39.0	21.2	7.4	1.9	30.6
7th	856	54	30.1	21.3	9.1	4.8	34.7
8th	927	105	21.3	26.5	13.6	5.9	32.7
9th	489	45	16.4	26.8	16.8	8.0	32.1
10th	622	42	13.5	21.5	16.4	10.5	38.1
11th	512	41	14.8	17.8	17.2	14.8	35.4
12th	569	38	12.1	17.9	18.1	15.3	36.6
Total	7376	606	32.0	21.0	10.1	5.7	31.2

Table 3.99: How Easy Is It For Students In Your Child's Grade To Get OxyContin

Grade Level	N of Valid	N of Miss	Can't Get	Fairly Hard	Fairly Easy	Very Easy	Don't Know
4th	956	64	55.2	18.8	3.6	1.2	21.2
5th	1386	133	47.8	18.5	3.7	1.1	28.9
6th	1043	100	39.6	21.4	5.9	1.7	31.4
7th	845	65	30.9	21.3	7.6	3.8	36.4
8th	928	104	22.5	27.0	11.0	5.2	34.3
9th	483	51	18.4	26.9	13.3	5.6	35.8
10th	615	49	14.6	23.7	10.1	8.3	43.3
11th	514	39	16.1	20.0	15.0	10.3	38.5
12th	567	40	12.9	20.3	14.1	10.6	42.2
Total	7337	645	32.8	21.6	8.1	4.3	33.2

3.9 Effectiveness of Solutions

Table 3.100: School-based Education About The Harmful Effects Of Drug And Alcohol Use

Grade Level	N of Valid	N of Miss	1 - Not Effective	2	3	4	5 - Very Effective
4th	971	49	4.1	8.5	26.0	24.1	37.3
5th	1364	155	3.5	8.6	24.0	26.0	37.8
6th	1057	86	5.1	9.5	28.3	28.0	29.1
7th	838	72	5.4	9.8	31.1	25.9	27.8
8th	932	100	4.8	10.3	32.5	27.0	25.3
9th	496	38	7.7	12.3	34.9	26.2	19.0
10th	631	33	8.1	15.7	35.3	23.5	17.4
11th	507	46	10.1	15.6	35.3	21.1	17.9
12th	581	26	11.2	14.6	36.3	21.2	16.7
Total	7377	605	5.9	10.9	30.2	25.2	27.7

Table 3.101: Religious Institutions Providing Drug Education To Young People

Grade Level	N of Valid	N of Miss	1 - Not Effective	2	3	4	5 - Very Effective
4th	965	55	6.0	9.5	24.5	27.3	32.7
5th	1357	162	5.2	10.8	23.7	26.0	34.3
6th	1058	85	8.5	10.4	27.5	24.8	28.8
7th	829	81	6.3	13.9	28.3	23.3	28.2
8th	925	107	7.1	12.3	29.1	26.6	24.9
9th	493	41	8.9	14.0	27.8	25.8	23.5
10th	618	46	9.7	15.7	29.8	24.6	20.2
11th	506	47	12.1	17.4	30.8	22.7	17.0
12th	571	36	11.7	18.2	30.6	22.2	17.2
Total	7322	660	7.8	12.8	27.4	25.1	27.0

Table 3.102: Parents Providing Drug Education To Their Children

Grade Level	N of Valid	N of Miss	1 - Not Effective	2	3	4	5 - Very Effective
4th	972	48	3.5	4.9	18.1	24.5	49.0
5th	1366	153	3.0	4.4	15.4	23.8	53.4
6th	1065	78	3.4	5.9	16.9	27.5	46.3
7th	838	72	3.2	8.1	17.9	23.4	47.4
8th	931	101	2.6	5.2	19.2	27.5	45.5
9th	498	36	3.4	5.2	22.7	26.5	42.2
10th	627	37	6.2	7.7	21.2	30.0	34.9
11th	513	40	5.7	6.8	25.9	27.3	34.3
12th	581	26	6.7	9.5	26.9	25.3	31.7
Total	7391	591	3.9	6.1	19.3	25.9	44.8

Table 3.103: Parents Taking Responsibility For Their Children's Use Of Drugs And Alcohol

Grade Level	N of Valid	N of Miss	1 - Not Effective	2	3	4	5 - Very Effective
4th	964	56	6.3	7.5	19.7	19.1	47.4
5th	1354	165	5.5	8.9	15.3	21.2	49.0
6th	1049	94	6.6	7.8	19.1	21.7	44.8
7th	827	83	5.8	9.4	15.8	21.3	47.6
8th	921	111	5.8	8.0	17.9	23.2	45.1
9th	494	40	6.1	8.5	16.6	22.7	46.2
10th	624	40	8.7	8.7	18.8	25.6	38.3
11th	508	45	8.7	11.2	18.7	21.5	40.0
12th	576	31	10.2	10.8	22.9	21.0	35.1
Total	7317	665	6.7	8.8	18.0	21.7	44.7

Table 3.104: News Media In Keeping Parents/Public Informed About The Extent Of The Student Drug Use And Violence

Grade Level	N of Valid	N of Miss	1 - Not Effective	2	3	4	5 - Very Effective
4th	969	51	7.0	11.5	23.2	26.3	32.0
5th	1361	158	6.5	11.3	25.9	25.3	30.9
6th	1053	90	7.0	11.0	26.5	26.0	29.4
7th	830	80	7.6	11.6	27.2	24.2	29.4
8th	928	104	6.0	14.8	28.9	28.3	22.0
9th	498	36	7.6	14.5	28.7	26.7	22.5
10th	628	36	10.2	15.3	29.9	26.1	18.5
11th	506	47	12.1	16.0	31.2	22.7	18.0
12th	577	30	12.5	14.7	31.0	25.1	16.6
Total	7350	632	8.0	12.9	27.5	25.8	25.9

Table 3.105: Schools In Keeping Parents/Public Informed About The Extent Of The Student Drug Use And Violence

Grade Level	N of Valid	N of Miss	1 - Not Effective	2	3	4	5 - Very Effective
4th	964	56	7.1	10.3	22.1	26.2	34.3
5th	1354	165	7.7	10.3	22.2	24.3	35.5
6th	1052	91	9.6	11.3	25.0	24.6	29.5
7th	828	82	10.1	12.1	24.5	24.9	28.4
8th	922	110	8.1	14.4	24.9	24.9	27.5
9th	493	41	9.5	14.2	28.8	24.1	23.3
10th	627	37	14.2	15.3	25.8	24.7	19.9
11th	508	45	14.2	17.9	26.4	21.3	20.3
12th	579	28	14.5	18.7	26.4	22.1	18.3
Total	7327	655	9.9	13.0	24.6	24.4	28.1

Table 3.106: Police In Keeping Parents/Public Informed About The Extent Of The Student Drug Use And Violence

Grade Level	N of Valid	N of Miss	1 - Not Effective	2	3	4	5 - Very Effective
4th	961	59	7.9	11.3	24.0	26.1	30.6
5th	1344	175	7.3	12.6	23.4	24.5	32.2
6th	1049	94	9.2	15.8	24.1	23.9	27.0
7th	830	80	9.5	13.9	26.9	22.8	27.0
8th	919	113	8.1	16.5	28.6	23.0	23.8
9th	496	38	9.1	17.9	26.8	23.2	23.0
10th	616	48	17.2	18.3	25.6	22.6	16.2
11th	508	45	14.6	18.9	29.5	16.9	20.1
12th	576	31	14.6	17.9	30.2	21.5	15.8
Total	7299	683	10.0	15.2	26.0	23.2	25.5

Table 3.107: Support By Civic And Service Organizations For Drug, Alcohol And Violence Prevention Activities

Grade Level	N of Valid	N of Miss	1 - Not Effective	2	3	4	5 - Very Effective
4th	952	68	7.0	11.3	26.5	27.8	27.3
5th	1339	180	5.8	11.7	27.7	26.4	28.5
6th	1038	105	8.1	13.7	29.2	25.6	23.4
7th	822	88	8.4	15.8	31.3	22.9	21.7
8th	921	111	6.4	16.1	34.0	23.8	19.8
9th	492	42	7.3	18.5	31.1	25.0	18.1
10th	611	53	10.8	20.0	32.2	22.4	14.6
11th	504	49	11.9	16.9	33.5	19.8	17.9
12th	574	33	12.2	20.9	32.8	19.5	14.6
Total	7253	729	8.1	15.2	30.4	24.3	22.0

Table 3.108: Parent Groups Involved In Drug, Alcohol And Violence Prevention

Grade Level	N of Valid	N of Miss	1 - Not Effective	2	3	4	5 - Very Effective
4th	954	66	7.1	10.8	26.5	25.1	30.5
5th	1333	186	6.2	11.9	24.4	24.9	32.7
6th	1034	109	7.4	13.1	27.3	25.4	26.8
7th	821	89	8.4	16.0	25.1	24.6	25.9
8th	906	126	5.6	16.3	30.6	22.6	24.8
9th	485	49	8.2	17.5	26.8	26.6	20.8
10th	610	54	12.5	19.7	28.7	22.0	17.2
11th	499	54	13.2	16.2	31.3	19.4	19.8
12th	572	35	11.2	21.0	29.5	20.1	18.2
Total	7214	768	8.2	15.0	27.3	23.8	25.7

Table 3.109: Active Involvement Of Business And Industry In The Prevention Of Drug Use And Violence

Grade Level	N of Valid	N of Miss	1 - Not Effective	2	3	4	5 - Very Effective
4th	955	65	9.1	16.1	27.9	22.9	24.0
5th	1334	185	8.2	14.5	27.9	23.8	25.6
6th	1037	106	10.0	15.9	30.5	22.5	21.1
7th	822	88	10.9	17.6	29.0	21.9	20.6
8th	908	124	8.4	21.1	31.2	21.1	18.2
9th	486	48	9.7	19.1	32.1	22.2	16.9
10th	610	54	15.6	20.7	27.4	20.8	15.6
11th	498	55	14.5	23.7	29.7	16.1	16.1
12th	574	33	15.2	20.0	32.9	17.9	13.9
Total	7224	758	10.6	18.0	29.6	21.6	20.2

Table 3.110: Training Programs For Teachers And Other Professionals In The Community

Grade Level	N of Valid	N of Miss	1 - Not Effective	2	3	4	5 - Very Effective
4th	955	65	5.5	11.9	27.2	26.8	28.5
5th	1330	189	6.7	11.7	25.9	26.1	29.6
6th	1037	106	6.6	13.3	29.9	24.1	26.1
7th	819	91	7.0	12.8	31.9	22.8	25.5
8th	908	124	6.1	13.3	29.8	28.0	22.8
9th	480	54	5.6	15.2	31.0	27.1	21.0
10th	610	54	10.5	15.2	30.5	26.6	17.2
11th	500	53	10.8	20.4	29.8	21.0	18.0
12th	567	40	10.1	20.3	34.0	21.0	14.6
Total	7206	776	7.3	14.1	29.5	25.1	24.0

Table 3.111: Student Action Groups' Involvement In The Prevention Of Drug Use And Violence

Grade Level	N of Valid	N of Miss	1 - Not Effective	2	3	4	5 - Very Effective
4th	951	69	6.4	9.6	26.9	25.7	31.4
5th	1328	191	5.7	10.7	24.0	26.1	33.4
6th	1027	116	7.1	11.3	26.9	26.9	27.8
7th	823	87	6.8	13.7	24.3	26.1	29.0
8th	909	123	4.4	13.4	26.6	28.4	27.2
9th	478	56	4.6	14.6	26.2	29.1	25.5
10th	614	50	11.6	13.7	28.5	25.9	20.4
11th	495	58	9.7	17.0	28.3	22.4	22.6
12th	570	37	8.6	18.4	30.2	22.1	20.7
Total	7195	787	6.9	12.9	26.5	26.1	27.7

Table 3.112: Alternative Activities For Young People In The Community

Grade Level	N of Valid	N of Miss	1 - Not Effective	2	3	4	5 - Very Effective
4th	959	61	7.9	9.7	22.1	23.9	36.4
5th	1340	179	8.4	8.9	18.1	24.5	40.1
6th	1044	99	8.9	11.8	21.8	22.9	34.6
7th	819	91	8.3	10.6	24.4	22.2	34.4
8th	914	118	6.9	10.0	22.0	24.8	36.3
9th	485	49	8.2	10.3	20.0	26.4	35.1
10th	615	49	12.2	12.7	21.6	24.4	29.1
11th	499	54	12.6	13.4	22.0	23.6	28.3
12th	575	32	13.7	13.4	27.0	19.8	26.1
Total	7250	732	9.2	10.8	21.8	23.7	34.5

Table 3.113: Early Help Programs For Students Who Are Beginning Drug And Alcohol Use

Grade Level	N of Valid	N of Miss	1 - Not Effective	2	3	4	5 - Very Effective
4th	947	73	7.5	10.9	24.2	24.0	33.5
5th	1329	190	8.1	9.6	23.2	22.9	36.2
6th	1035	108	8.5	12.0	27.1	22.3	30.1
7th	818	92	8.9	11.7	24.2	23.0	32.2
8th	907	125	6.4	14.3	24.9	24.3	30.1
9th	480	54	6.5	15.4	25.0	24.2	29.0
10th	605	59	12.1	16.9	24.1	23.6	23.3
11th	496	57	11.1	14.7	26.6	21.8	25.8
12th	566	41	11.7	19.8	26.3	19.6	22.6
Total	7183	799	8.7	13.1	24.9	23.0	30.4

Table 3.114: Treatment For Students Who Are Drug And/or Alcohol Dependent

Grade Level	N of Valid	N of Miss	1 - Not Effective	2	3	4	5 - Very Effective
4th	943	77	7.7	11.9	23.3	23.4	33.6
5th	1328	191	7.9	9.8	23.9	22.7	35.8
6th	1030	113	8.3	12.8	27.3	22.7	28.8
7th	813	97	8.0	13.2	27.7	20.7	30.5
8th	903	129	5.3	13.6	28.1	26.0	26.9
9th	476	58	5.9	14.9	27.1	24.4	27.7
10th	602	62	10.3	15.1	29.7	24.1	20.8
11th	491	62	11.6	15.9	25.3	22.6	24.6
12th	568	39	11.1	15.3	30.1	22.4	21.1
Total	7154	828	8.2	13.0	26.6	23.2	29.0

Table 3.115: Fund-raising To Provide Resources For School/Community Prevention Programs

Grade Level	N of Valid	N of Miss	1 - Not Effective	2	3	4	5 - Very Effective
4th	946	74	9.6	16.2	28.5	18.6	27.1
5th	1329	190	10.8	14.4	26.1	20.0	28.7
6th	1029	114	12.5	18.0	28.2	18.3	23.0
7th	814	96	12.0	15.8	28.7	18.9	24.4
8th	900	132	9.6	19.2	31.9	19.0	20.3
9th	478	56	12.1	21.1	31.4	19.2	16.1
10th	599	65	16.9	20.7	30.7	18.4	13.4
11th	491	62	19.1	19.3	32.4	13.4	15.7
12th	563	44	17.2	19.9	30.2	17.8	14.9
Total	7149	833	12.6	17.7	29.2	18.5	22.0

Table 3.116: Laws Prohibiting Use Of Alcohol By Minors

Grade Level	N of Valid	N of Miss	1 - Not Effective	2	3	4	5 - Very Effective
4th	963	57	7.5	10.8	22.5	22.7	36.4
5th	1347	172	8.6	10.6	18.5	21.8	40.5
6th	1035	108	9.5	11.9	24.9	20.8	32.9
7th	828	82	11.4	12.1	24.2	20.0	32.4
8th	923	109	9.4	13.3	27.4	21.3	28.5
9th	491	43	10.8	15.7	24.4	20.2	28.9
10th	620	44	16.1	15.3	25.0	21.3	22.3
11th	505	48	17.2	13.3	25.5	19.0	25.0
12th	576	31	14.8	17.4	29.9	19.1	18.9
Total	7288	694	10.9	12.8	24.1	21.0	31.3

Table 3.117: Laws Prohibiting Use Of Illicit Drugs

Grade Level	N of Valid	N of Miss	1 - Not Effective	2	3	4	5 - Very Effective
4th	961	59	7.6	10.5	23.1	21.4	37.4
5th	1347	172	8.5	10.6	18.1	22.0	40.8
6th	1038	105	8.5	11.8	25.5	21.2	32.9
7th	820	90	10.9	11.7	25.0	20.4	32.1
8th	919	113	8.8	13.4	26.6	21.8	29.5
9th	487	47	9.7	15.0	24.6	20.7	30.0
10th	619	45	15.5	15.0	24.7	21.8	22.9
11th	503	50	15.5	14.5	23.9	19.9	26.2
12th	570	37	14.9	16.7	28.6	20.4	19.5
Total	7264	718	10.3	12.7	23.9	21.2	31.9

Table 3.118: School Policy On Student Use Of Drugs And Alcohol

Grade Level	N of Valid	N of Miss	1 - Not Effective	2	3	4	5 - Very Effective
4th	964	56	5.4	7.1	19.4	24.7	43.5
5th	1342	177	5.1	8.9	18.7	22.4	44.8
6th	1042	101	5.4	10.4	20.9	26.6	36.8
7th	826	84	7.5	8.7	23.1	24.3	36.3
8th	918	114	6.4	9.8	25.1	24.6	34.1
9th	488	46	6.4	13.7	21.1	26.8	32.0
10th	616	48	10.7	14.4	25.3	23.5	26.0
11th	498	55	11.4	13.3	24.3	23.7	27.3
12th	573	34	9.2	13.4	29.5	20.9	26.9
Total	7267	715	6.9	10.4	22.4	24.2	36.1

Table 3.119: School Policy On Student Violence

Grade Level	N of Valid	N of Miss	1 - Not Effective	2	3	4	5 - Very Effective
4th	965	55	5.5	7.0	19.3	26.6	41.6
5th	1348	171	5.4	8.2	20.0	22.8	43.5
6th	1044	99	5.2	8.8	22.2	27.0	36.8
7th	820	90	6.8	9.6	24.8	24.5	34.3
8th	919	113	6.0	10.7	24.0	26.8	32.5
9th	486	48	5.1	11.7	23.7	28.0	31.5
10th	619	45	8.9	12.4	27.5	25.2	26.0
11th	502	51	8.8	11.4	26.3	25.3	28.3
12th	577	30	9.0	12.5	28.6	23.7	26.2
Total	7280	702	6.4	9.8	23.3	25.4	35.2

Table 3.120: Law Enforcement To Keep Drugs And Alcohol Away From Students

Grade Level	N of Valid	N of Miss	1 - Not Effective	2	3	4	5 - Very Effective
4th	961	59	5.7	8.7	21.4	25.9	38.2
5th	1353	166	5.7	9.1	22.2	21.6	41.5
6th	1051	92	6.9	11.1	24.5	23.9	33.7
7th	827	83	8.1	10.9	26.4	22.4	32.3
8th	920	112	6.8	11.2	27.3	23.5	31.2
9th	490	44	6.9	13.5	26.5	22.7	30.4
10th	614	50	14.5	16.3	24.4	20.8	23.9
11th	502	51	13.7	15.5	24.3	21.1	25.3
12th	579	28	12.1	13.1	30.7	20.6	23.5
Total	7297	685	8.2	11.5	24.8	22.7	32.8