

PRIDE Questionnaire Report for Parents
2003-04 PRIDE National Summary / Parents

September 16, 2004

Contents

- 1 Introduction** **1**

- 2 Standard Graphics** **3**
 - 2.1 When Does Your Child Use 3

- 3 Percentage Tables** **20**
 - 3.1 Parent Demographics 21
 - 3.2 Student Demographics 23
 - 3.3 Student Information 25
 - 3.4 Community Information 34
 - 3.5 Impressions About Drug Use 38
 - 3.6 During The Past Year What Percent Of Students In Your Child’s Grade Have Used . . . 44
 - 3.7 When Does Your Child Use 50
 - 3.8 How Easy Is It For Students In Your Child’s Grade To Get 56
 - 3.9 Effectiveness of Solutions 62

List of Tables

- 3.1 Relation to Child 21
- 3.2 Marital Status 21
- 3.3 Ethnic Origin 22
- 3.4 Age 22
- 3.5 Sex of Child 23
- 3.6 Use of Alcohol - My Child 23
- 3.7 Use of Drugs - My Child 24
- 3.8 My Child Makes Good Grades In School 25
- 3.9 My Child Gets Into Trouble At School 25
- 3.10 My Child Attends Church, Synagogue, etc. 26
- 3.11 I Set Clear Rules For My Child 26
- 3.12 I Punish My Child When He/She Breaks The Rules 26
- 3.13 I Talk To My Child About The Dangerous Effects Of Using Drugs 27
- 3.14 I talk To My Child About The Dangerous Dffects Of drinking alcohol 27
- 3.15 My Child Participates In Drug-free Activities Provided In My Community 27
- 3.16 Our School Does A Good Job Of Teaching Kids About The Harmful Effects Of Drug Use 28
- 3.17 Our School Does A Good Job Of Working With Parents Regarding Drug Abuse Prevention 28
- 3.18 Law Enforcement Is Doing A Good Job In Keeping Alcohol Away From Students 28
- 3.19 Law Enforcement Is Doing A Good Job In Keeping Drugs Away From Students 29
- 3.20 I Am Afraid My Child Will Be Hurt At School 29
- 3.21 Gangs Are A Threat To My Child At School 29
- 3.22 My Child Has Been Threatened With A Gun, Knife Or Club At School 30
- 3.23 A Student Has Threatened To Hit, Slap Or Kick My Child 30
- 3.24 Gangs Are A Threat To My Child In My Community 30
- 3.25 I Am Afraid My Child Will Be Hurt In My Community 31
- 3.26 Our School Sets Clear Rules On Bullying At School 31
- 3.27 I see ads on TV that encourage me to talk to my child about drug use 31
- 3.28 The school has security resource officer 32
- 3.29 A security resource officer can prevent violence at school 32
- 3.30 Every school needs a security resource officer 32
- 3.31 Our community has an anti-drug community coalition 33
- 3.32 My child has skipped school without my permission 33
- 3.33 Drug And Alcohol Use Is A Big Problem Facing Youth In My Community 34
- 3.34 Youth Violence Is A Big Problem In My Community 34
- 3.35 My Child Has Friends Who Drink 35
- 3.36 It Would Be Okay With Me For My Child To Use Alcohol If He/she Would Not Use
Other Drugs 35

3.37 Beer Ads Encourage Underage Drinking	35
3.38 My Child Has Friends Who Use Drugs	36
3.39 It Would Be Okay With Me For My Child To Smoke A Little Pot If He/she Would Leave Other Drugs Alone	36
3.40 Alcohol Abuse Is A Problem Among The Students In My Child's School	36
3.41 The Alcohol Industry Does A Good Job Of Discouraging Underage Drinking.	37
3.42 Harmfulness of Use – Cigarettes	38
3.43 Harmfulness of Use – Smokeless Tobacco, Snuff, etc	38
3.44 Harmfulness of Use – Cigars	39
3.45 Harmfulness of Use – Beer	39
3.46 Harmfulness of Use – Wine Coolers	39
3.47 Harmfulness of Use – Liquor	40
3.48 Harmfulness of Use – Marijuana	40
3.49 Harmfulness of Use – Cocaine (crack, etc)	40
3.50 Harmfulness of Use – Uppers (stimulants)	41
3.51 Harmfulness of Use – Downers (depressants)	41
3.52 Harmfulness of Use – Inhalants (glue, etc)	41
3.53 Harmfulness of Use – Hallucinogens (PCP, LSD, etc)	42
3.54 Harmfulness of Use – Heroin (opiates)	42
3.55 Harmfulness of Use – Anabolic Steroids	42
3.56 Harmfulness of Use – Ecstasy (MDMA)	43
3.57 Harmfulness of Use – OxyContin	43
3.58 Percent of Use – Cigarettes	44
3.59 Percent of Use – Smokeless Tobacco, Snuff, etc	44
3.60 Percent of Use – Cigars	45
3.61 Percent of Use – Beer	45
3.62 Percent of Use – Wine Coolers	45
3.63 Percent of Use – Liquor	46
3.64 Percent of Use – Marijuana	46
3.65 Percent of Use – Cocaine (crack, etc)	46
3.66 Percent of Use – Uppers (stimulants)	47
3.67 Percent of Use – Downers (depressants)	47
3.68 Percent of Use – Inhalants (glue, etc)	47
3.69 Percent of Use – Hallucinogens (PCP, LSD, etc)	48
3.70 Percent of Use – Heroin (opiates)	48
3.71 Percent of Use – Anabolic Steroids	48
3.72 Percent of Use – Ecstasy (MDMA)	49
3.73 Percent of Use – OxyContin	49
3.74 When Does Your Child Use Cigarettes	50
3.75 When Does Your Child Use Smokeless Tobacco, Snuff, etc	50
3.76 When Does Your Child Use Cigars	51
3.77 When Does Your Child Use Beer	51
3.78 When Does Your Child Use Wine Coolers	51
3.79 When Does Your Child Use Liquor	52
3.80 When Does Your Child Use Marijuana	52
3.81 When Does Your Child Use Cocaine (crack, etc)	52
3.82 When Does Your Child Use Uppers (stimulants)	53

3.83	When Does Your Child Use Downers (depressants)	53
3.84	When Does Your Child Use Inhalants (glue, etc)	53
3.85	When Does Your Child Use Hallucinogens (PCP, LSD, etc)	54
3.86	When Does Your Child Use Heroin (opiates)	54
3.87	When Does Your Child Use Anabolic Steroids	54
3.88	When Does Your Child Use Ecstasy (MDMA)	55
3.89	When Does Your Child Use OxyContin	55
3.90	How Easy Is It For Students In Your Child's Grade To Get Cigarettes	56
3.91	How Easy Is It For Students In Your Child's Grade To Get Smokeless Tobacco, Snuff, etc	56
3.92	How Easy Is It For Students In Your Child's Grade To Get Cigars	57
3.93	How Easy Is It For Students In Your Child's Grade To Get Beer	57
3.94	How Easy Is It For Students In Your Child's Grade To Get Wine Coolers	57
3.95	How Easy Is It For Students In Your Child's Grade To Get Liquor	58
3.96	How Easy Is It For Students In Your Child's Grade To Get Marijuana	58
3.97	How Easy Is It For Students In Your Child's Grade To Get Cocaine (crack, etc)	58
3.98	How Easy Is It For Students In Your Child's Grade To Get Uppers (stimulants)	59
3.99	How Easy Is It For Students In Your Child's Grade To Get Downers (depressants)	59
3.100	How Easy Is It For Students In Your Child's Grade To Get Inhalants (glue, etc)	59
3.101	How Easy Is It For Students In Your Child's Grade To Get Hallucinogens (PCP, LSD, etc)	60
3.102	How Easy Is It For Students In Your Child's Grade To Get Heroin (opiates)	60
3.103	How Easy Is It For Students In Your Child's Grade To Get Anabolic Steroids	60
3.104	How Easy Is It For Students In Your Child's Grade To Get Ecstasy (MDMA)	61
3.105	How Easy Is It For Students In Your Child's Grade To Get OxyContin	61
3.106	School-based Education About The Harmful Effects Of Drug And Alcohol Use	62
3.107	Religious Institutions Providing Drug Education To Young People	62
3.108	Parents Providing Drug Education To Their Children	63
3.109	Parents Taking Responsibility For Their Children's Use Of Drugs And Alcohol	63
3.110	News Media In Keeping Parents/Public Informed About Student Drug Use And Violence	63
3.111	Schools In Keeping Parents/Public Informed About Student Drug Use And Violence	64
3.112	Police In Keeping Parents/Public Informed About Student Drug Use And Violence	64
3.113	Support By Civic And Service Organizations For Drug, Alcohol And Violence Prevention Activities	64
3.114	Parents Involved In Drug, Alcohol And Violence Prevention	65
3.115	Work Of Community Coalition In Keeping Young People Drug-Free	65
3.116	Training Programs For Teachers And Other Professionals In The Community	65
3.117	Student Action Groups' Involvement In The Prevention Of Drug Use And Violence	66
3.118	After School Activities For Young People At School	66
3.119	After School Activities For Young People In The Community	66
3.120	Early Help Programs For Students Who Are Beginning Drug And Alcohol Use	67
3.121	Treatment For Students Who Are Drug And/or Alcohol Dependent	67
3.122	Fund-raising To Provide Resources For School/Community Prevention Programs	67
3.123	Laws Prohibiting Use Of Alcohol By Minors	68
3.124	Laws Prohibiting Use Of Illicit Drugs	68
3.125	School Policy On Student Use Of Drugs And Alcohol At School	68
3.126	School Policy On Student Violence	69
3.127	Law Enforcement In Keeping Drugs And Alcohol Away From Students	70
3.128	Having A Security Officer At The School	70

3.129Active Involvement Of Business And Industry In the Prevention Of Drug Use and Violence	70
3.130Drug Screening Of Students By The School	71
3.131TV Ads On Preventing Drug Use By Youth	71
3.132TV Ads On Preventing Alcohol Use By Youth	71

List of Figures

- 2.1 When Does Your Child Use Cigarettes 4
- 2.2 When Does Your Child Use Smokeless Tobacco, Snuff, etc. 5
- 2.3 When Does Your Child Use Cigars 6
- 2.4 When Does Your Child Use Beer 7
- 2.5 When Does Your Child Use Wine Coolers 8
- 2.6 When Does Your Child Use Liquor 9
- 2.7 When Does Your Child Use Marijuana 10
- 2.8 When Does Your Child Use Cocaine (crack, etc.) 11
- 2.9 When Does Your Child Use Uppers (stimulants) 12
- 2.10 When Does Your Child Use Downers (depressants) 13
- 2.11 When Does Your Child Use Inhalants (glue, etc.) 14
- 2.12 When Does Your Child Use Hallucinogens (PCP, LSD, etc.) 15
- 2.13 When Does Your Child Use Heroin (opiates) 16
- 2.14 When Does Your Child Use Anabolic Steroids 17
- 2.15 When Does Your Child Use Ecstasy (MDMA, etc.) 18
- 2.16 When Does Your Child Use OxyContin 19

Chapter 1

Introduction

The following graphs and tables are compiled from data collected from parents in your school(s) using the **PRIDE Questionnaire for Parents**. These data reflect information, impressions and knowledge parents have regarding drug and alcohol use and violence amongst your students. It is important that this report be utilized as part of your drug abuse and violence awareness and prevention programs. We strongly suggest that you:

COPY THE FOLLOWING PAGES, (which highlight and graphically summarize drug use and violent behavior by students in your school)

DISTRIBUTE THEM TO YOUR FACULTY

AND SHARE THIS INFORMATION WITH PARENTS.

Most of all, we strongly encourage a parent meeting at your school to share this information!

NOTE: Most drug use occurs at nights and weekends when school is not in session.

FOR GREATEST SUCCESS IN DECREASING DRUG USE, FACULTY, STUDENTS AND PARENTS MUST WORK TOGETHER TOWARD A DRUG-FREE LIFESTYLE.

If you have questions about this report or if you wish to have information on other **PRIDE Surveys** services and products, please call the **PRIDE Surveys** Office or write to the following address:

PRIDE Surveys
Janie Pitcock
160 Vanderbilt Court
Bowling Green, KY 42103
1-800-279-6361

1-270-746-9596

www.pridesurveys.com

The following information is for **PRIDE Surveys** internal use only.

- Data Files: up039999
- Filter:

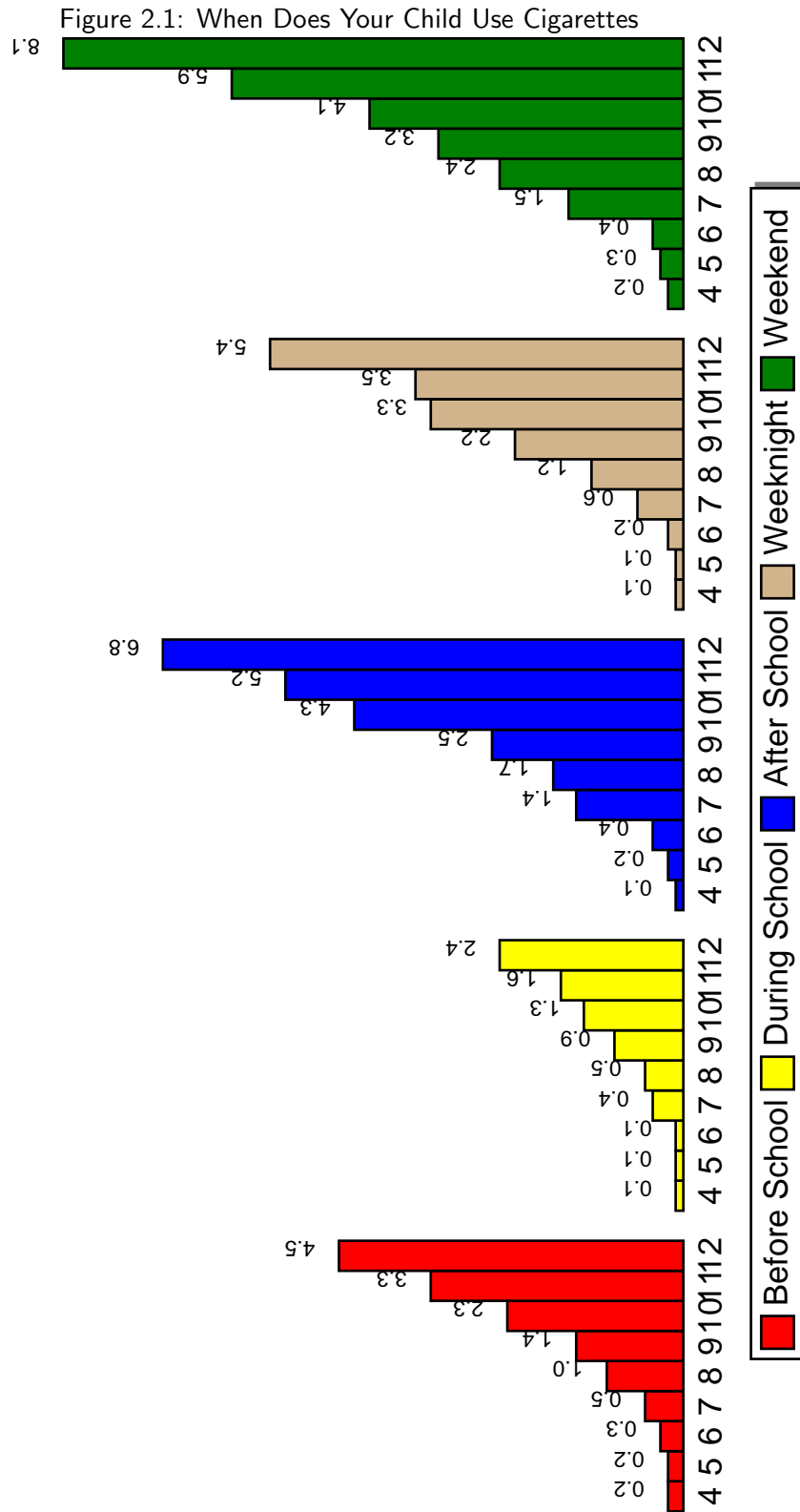
Chapter 2

Standard Graphics

2.1 When Does Your Child Use

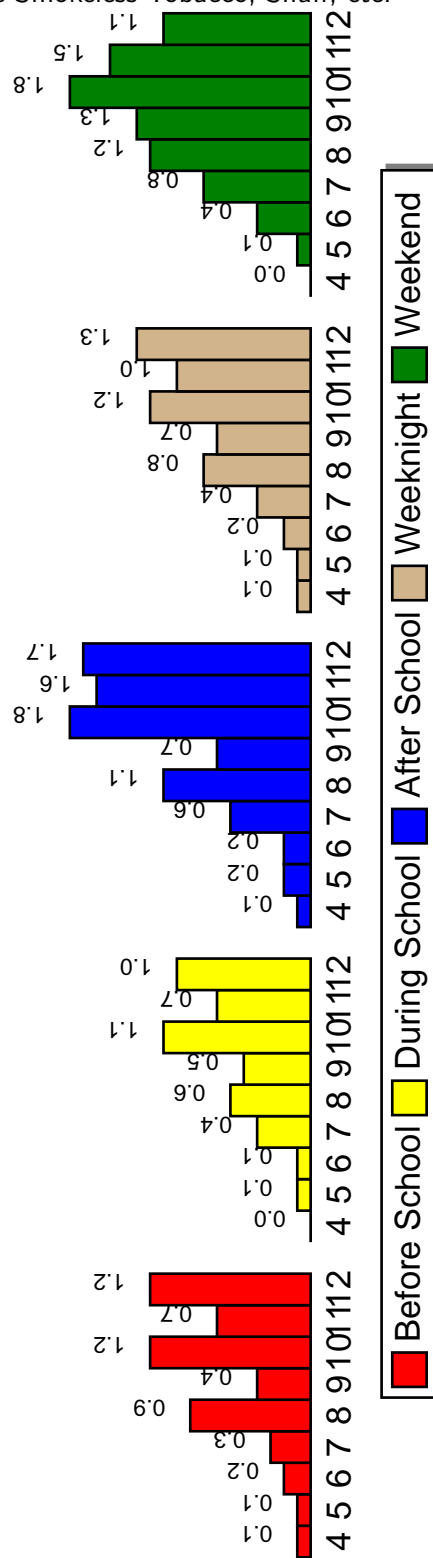
The following graphs show the parents' perception of when their child's use of drugs and alcohol occurs. Typically, students report that most drug and alcohol use occurs on week nights and weekends.

When Does Your Child Use Cigarettes



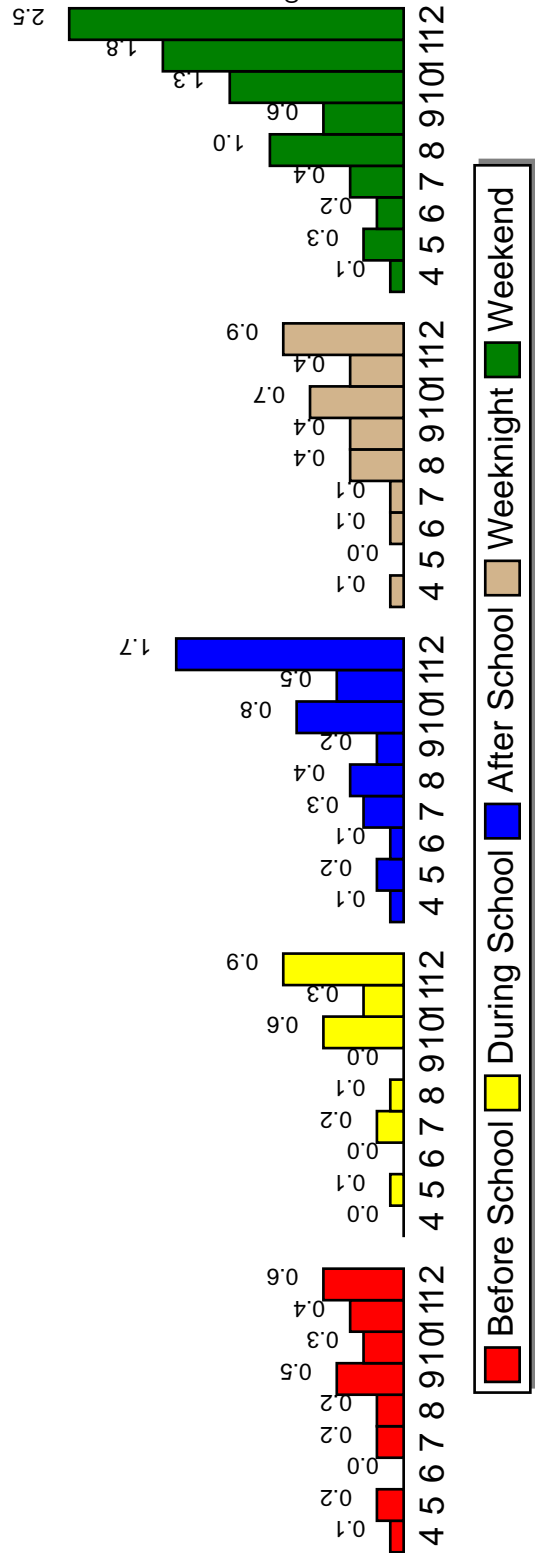
When Does Your Child Use Smokeless Tobacco, Snuff, etc.

Figure 2.2: When Does Your Child Use Smokeless Tobacco, Snuff, etc.




When Does Your Child Use Cigars

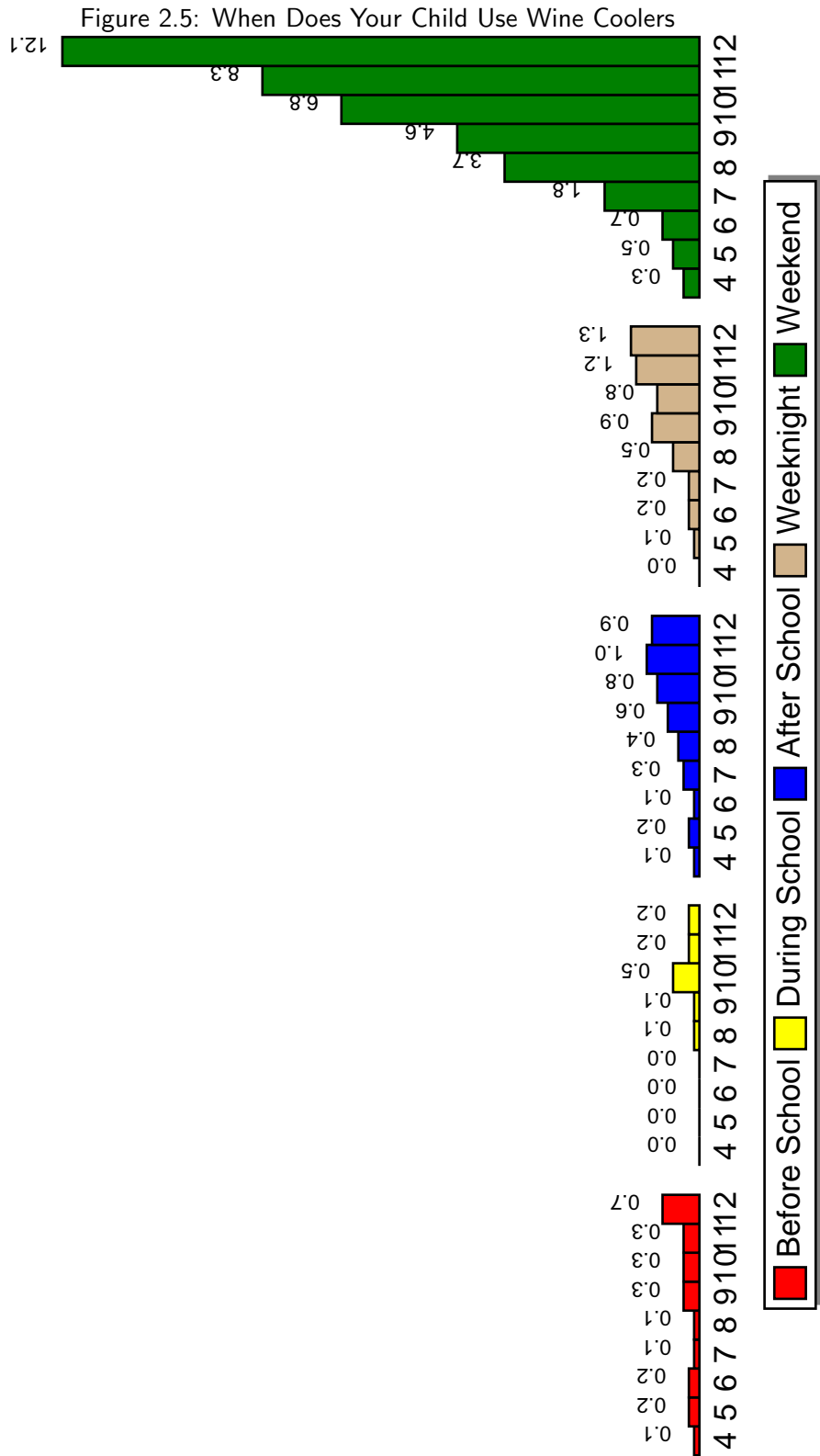
Figure 2.3: When Does Your Child Use Cigars



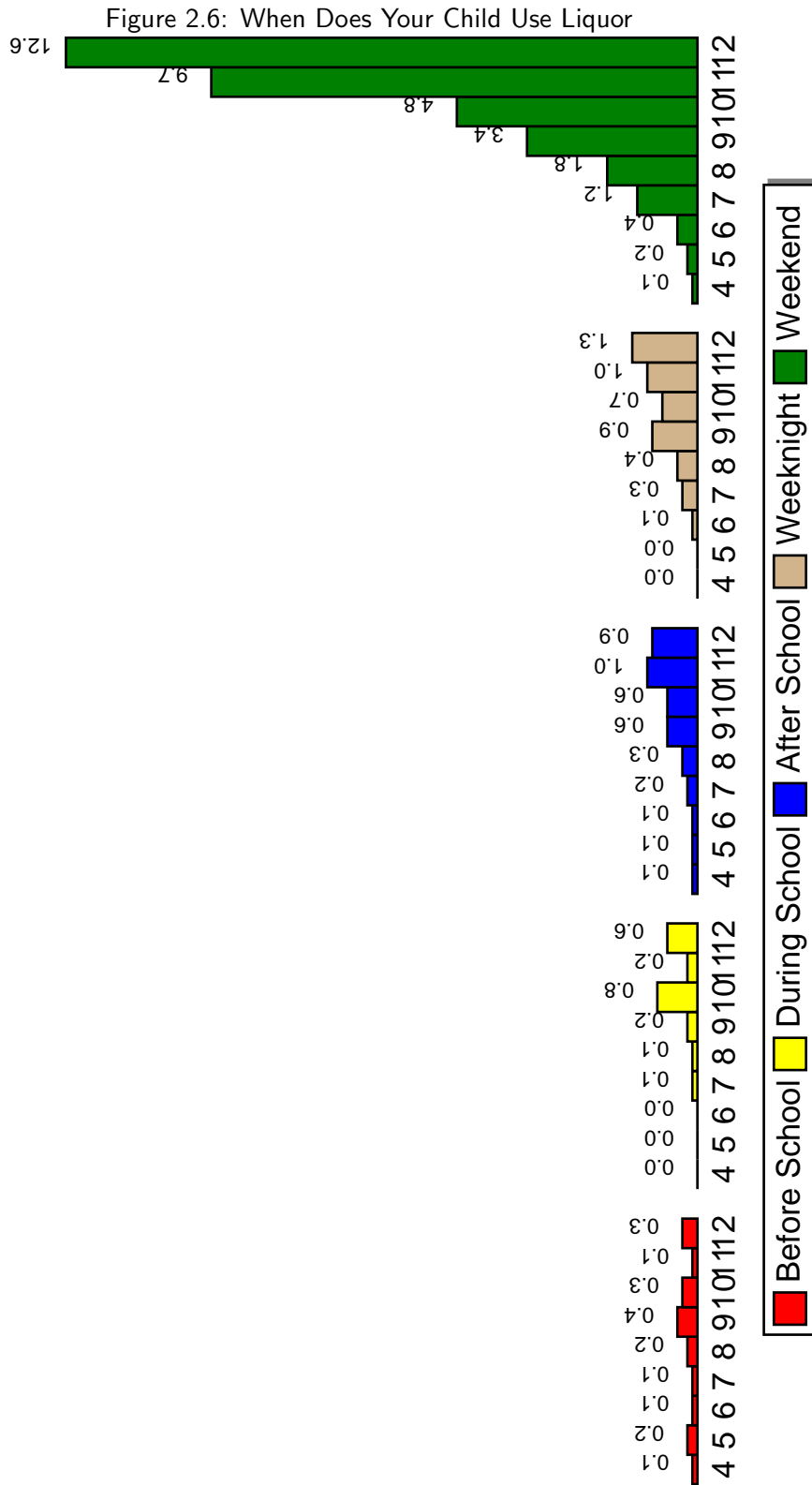
When Does Your Child Use Beer



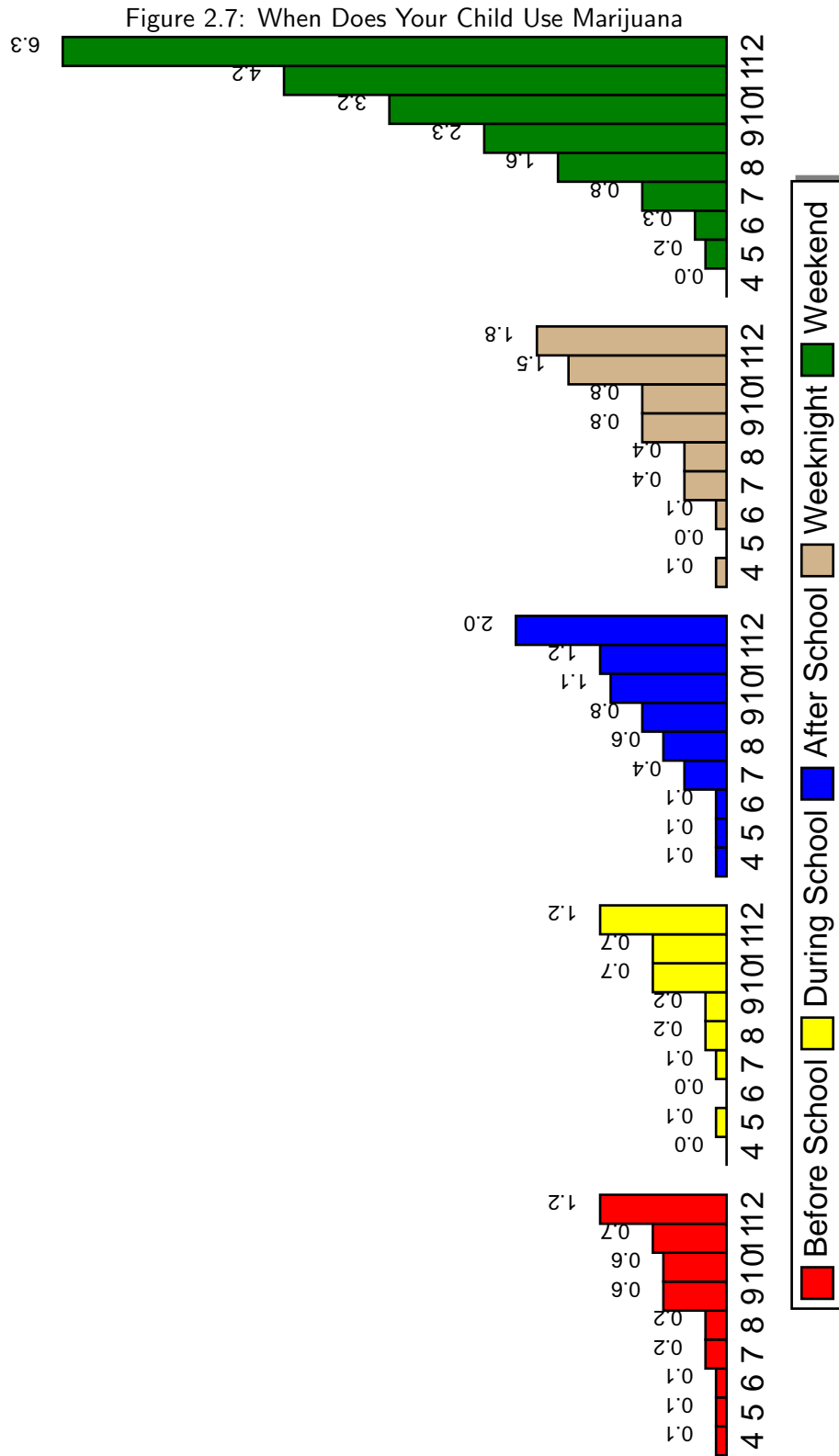
When Does Your Child Use Wine Coolers



When Does Your Child Use Liquor

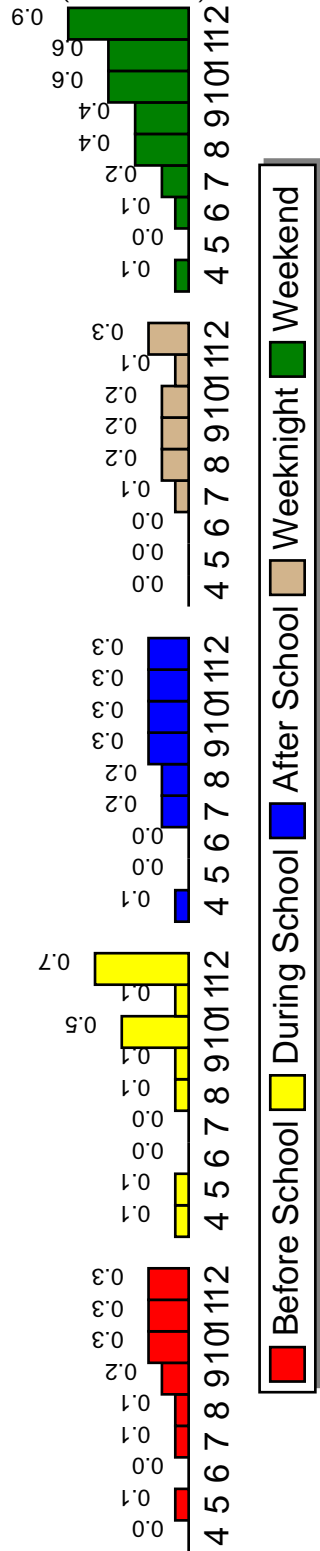


When Does Your Child Use Marijuana



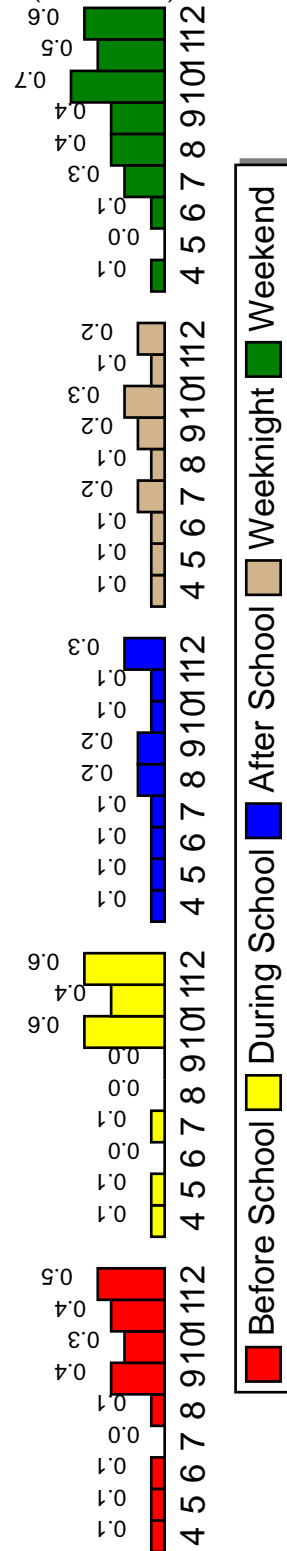
When Does Your Child Use Cocaine (crack, etc.)

Figure 2.8: When Does Your Child Use Cocaine (crack, etc.)



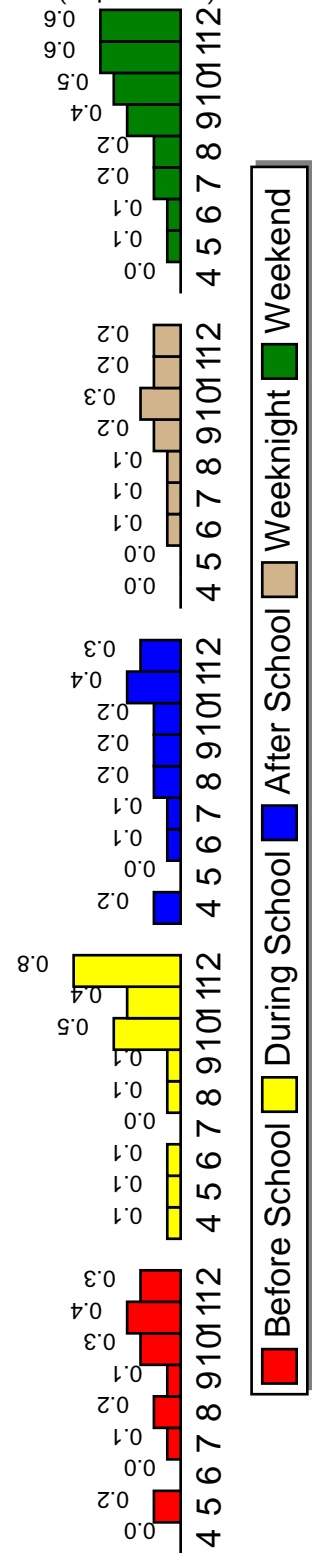
When Does Your Child Use Uppers (stimulants)

Figure 2.9: When Does Your Child Use Uppers (stimulants)



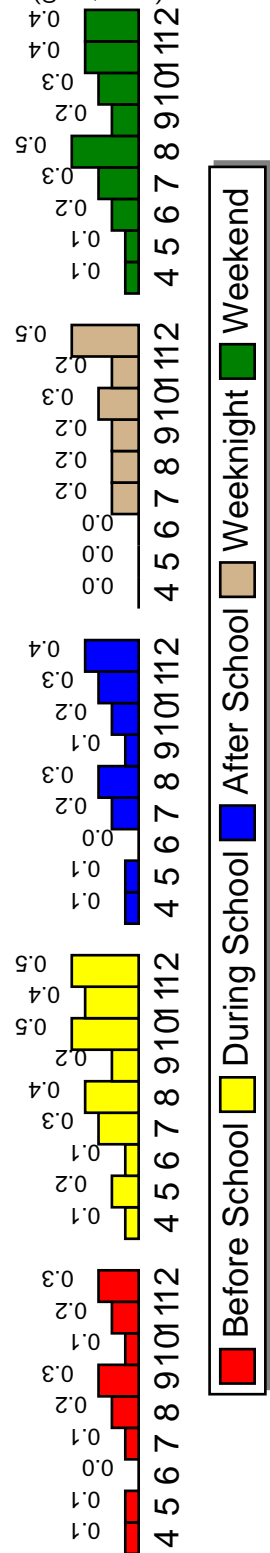
When Does Your Child Use Downers (depressants)

Figure 2.10: When Does Your Child Use Downers (depressants)



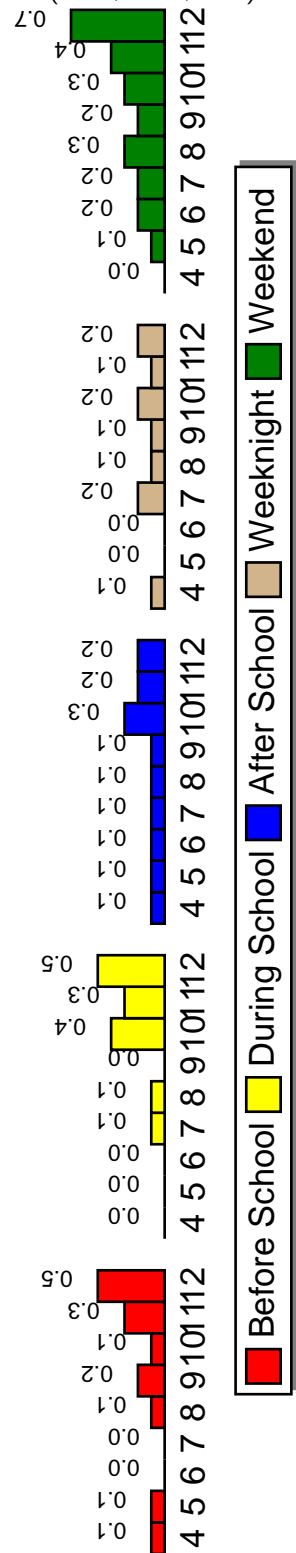
When Does Your Child Use Inhalants (glue, etc.)

Figure 2.11: When Does Your Child Use Inhalants (glue, etc.)



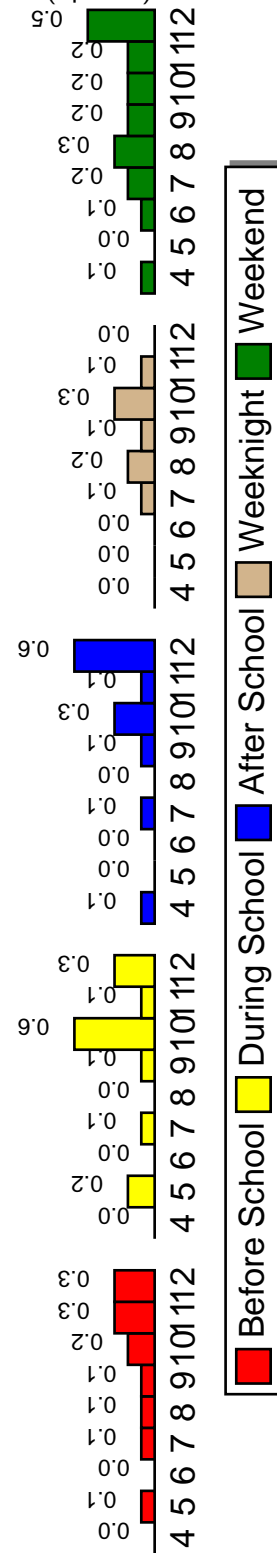
When Does Your Child Use Hallucinogens (PCP, LSD, etc.)

Figure 2.12: When Does Your Child Use Hallucinogens (PCP, LSD, etc.)



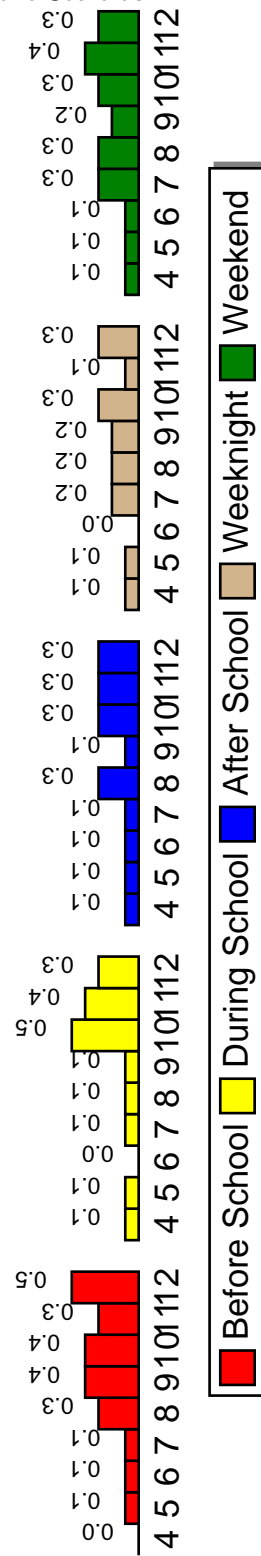
When Does Your Child Use Heroin (opiates)

Figure 2.13: When Does Your Child Use Heroin (opiates)



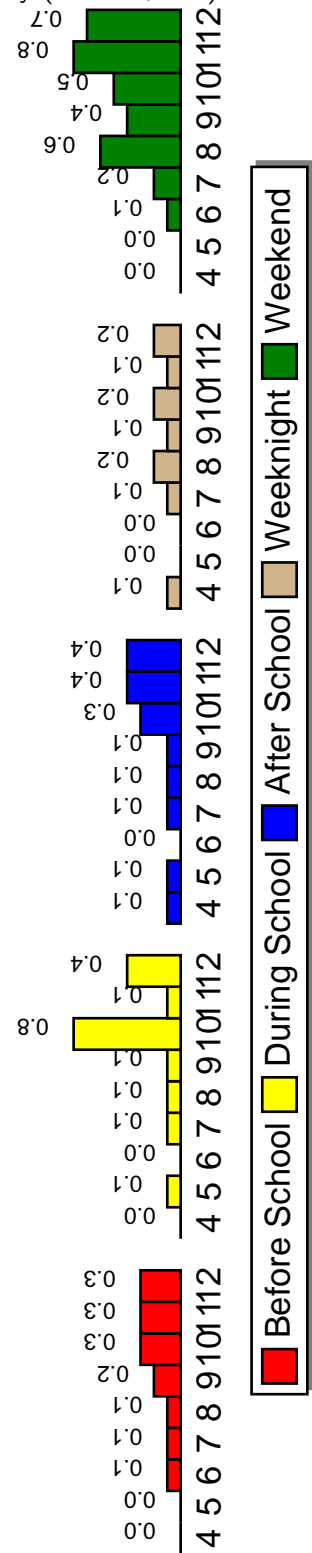
When Does Your Child Use Anabolic Steroids

Figure 2.14: When Does Your Child Use Anabolic Steroids



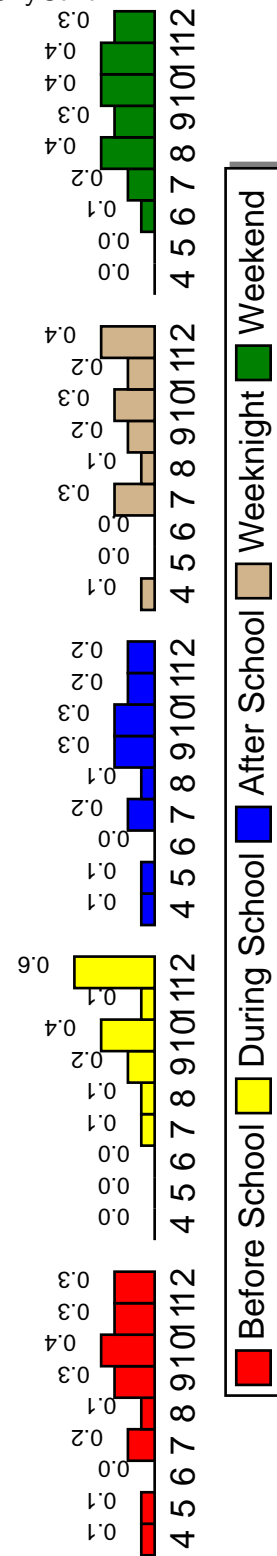
When Does Your Child Use Ecstasy (MDMA, etc.)

Figure 2.15: When Does Your Child Use Ecstasy (MDMA, etc.)



When Does Your Child Use OxyContin

Figure 2.16: When Does Your Child Use OxyContin



Chapter 3

Percentage Tables

This chapter contains your parent survey results in tabular form. Each table corresponds to an item on the questionnaire. The *N of Valid* column contains the number of parents responding to the item and the *N of Missing* column contains the number of parents not responding to the item. The remaining columns contain the percentages of parents responding to the particular response categories.

The percentage tables of the report appear in the same order as corresponding questions on the questionnaire. The Table of Contents contains the percentage tables by section and gives the page number where each section is located. The List of Tables contains the location of each individual table.

3.1 Parent Demographics

Table 3.1: Relation to Child

Grade Level	N of Valid	N of Miss	Mother	Father	Grandmother	Grandfather	Guardian	Other
4th	1934	31	82.0	12.3	3.5	0.2	1.0	1.1
5th	2599	36	81.5	11.9	3.2	0.6	1.7	1.1
6th	2509	47	81.9	12.5	3.4	0.1	1.3	0.8
7th	1945	33	80.2	14.8	2.2	0.4	1.4	1.0
8th	1861	30	81.2	14.2	2.2	0.2	1.3	0.9
9th	1605	19	80.4	15.5	1.6	0.2	1.9	0.4
10th	1562	33	76.2	17.2	3.0	0.2	1.9	1.5
11th	1327	19	77.0	17.6	1.6	0.1	2.0	1.7
12th	1123	35	76.2	17.7	1.5	0.3	1.7	2.6
Total	16465	283	80.1	14.4	2.6	0.3	1.5	1.1

Table 3.2: Marital Status

Grade Level	N of Valid	N of Miss	Married	Separated	Divorced	Remarried	Single	Widowed
4th	1946	19	64.4	3.9	10.4	3.0	17.2	1.1
5th	2599	36	63.9	3.7	11.1	3.0	16.6	1.7
6th	2507	49	65.1	4.8	13.5	3.2	11.4	1.9
7th	1960	18	67.8	3.8	11.6	4.5	10.2	2.1
8th	1861	30	68.2	3.9	11.8	3.9	10.4	1.8
9th	1603	21	71.1	2.7	12.3	4.2	7.6	2.0
10th	1573	22	70.2	2.7	11.9	5.1	7.2	2.8
11th	1333	13	74.0	3.0	10.6	3.8	6.4	2.3
12th	1124	34	68.7	3.7	12.8	3.4	8.6	2.8
Total	16506	242	67.5	3.7	11.8	3.7	11.3	2.0

Table 3.3: Ethnic Origin

Grade Level	N of Valid	N of Miss	White	African American	Asian/Pacific Isle	Hispanic	Native American	Mixed Origin	Other
4th	1932	33	55.3	40.6	0.5	1.0	1.1	0.8	0.7
5th	2596	39	53.0	42.6	0.5	1.7	0.7	0.7	0.7
6th	2497	59	61.8	34.0	0.8	1.8	0.8	0.4	0.4
7th	1960	18	65.5	29.7	0.8	2.1	1.0	0.5	0.5
8th	1850	41	62.4	31.1	0.9	2.6	1.1	0.7	1.1
9th	1597	27	75.1	21.0	0.9	1.6	0.4	0.3	0.6
10th	1566	29	69.9	25.2	0.6	1.9	1.1	0.3	1.0
11th	1315	31	71.6	23.9	0.5	1.4	0.8	1.1	0.7
12th	1119	39	68.5	27.8	0.9	1.4	0.3	0.4	0.6
Total	16432	316	63.5	32.0	0.7	1.8	0.9	0.6	0.7

Table 3.4: Age

Grade Level	N of Valid	N of Miss	20-29 years	30-39 years	40-49 years	50+ years
4th	1936	29	13.9	55.3	25.1	5.7
5th	2604	31	8.5	55.8	29.6	6.0
6th	2526	30	4.4	52.1	35.4	8.1
7th	1959	19	3.0	47.4	41.3	8.3
8th	1867	24	1.6	40.7	49.0	8.7
9th	1609	15	1.0	33.9	53.3	11.8
10th	1572	23	1.7	27.9	53.6	16.8
11th	1335	11	1.6	23.1	57.1	18.1
12th	1121	37	1.9	19.4	54.3	24.4
Total	16529	219	4.7	42.6	42.0	10.7

3.2 Student Demographics

Table 3.5: Sex of Child

Grade Level	N of Valid	N of Miss	Male	Female
4th	1948	17	44.2	55.8
5th	2611	24	44.2	55.8
6th	2541	15	44.6	55.4
7th	1965	13	43.5	56.5
8th	1875	16	43.1	56.9
9th	1608	16	43.7	56.3
10th	1577	18	43.9	56.1
11th	1340	6	42.0	58.0
12th	1147	11	42.8	57.2
Total	16612	136	43.7	56.3

Table 3.6: Use of Alcohol - My Child

Grade Level	N of Valid	N of Miss	Never Used	Has Tried	Is Using
4th	1936	29	98.2	1.6	0.2
5th	2593	42	97.9	2.0	0.1
6th	2523	33	96.2	3.7	0.1
7th	1952	26	91.3	8.5	0.3
8th	1864	27	86.1	13.4	0.6
9th	1605	19	77.9	20.9	1.1
10th	1574	21	70.6	27.4	2.0
11th	1326	20	60.6	36.3	3.1
12th	1139	19	54.6	40.5	4.9
Total	16512	236	85.0	13.9	1.0

Table 3.7: Use of Drugs - My Child

Grade Level	N of Valid	N of Miss	Never Used	Has Tried	Is Using
4th	1891	74	99.5	0.4	0.1
5th	2536	99	99.5	0.4	0.2
6th	2458	98	99.4	0.6	0.0
7th	1919	59	97.8	2.1	0.1
8th	1812	79	96.2	3.4	0.4
9th	1560	64	92.9	6.0	1.1
10th	1526	69	90.4	8.5	1.1
11th	1303	43	87.3	11.4	1.4
12th	1106	52	82.0	15.4	2.6
Total	16111	637	95.2	4.2	0.6

3.3 Student Information

Table 3.8: My Child Makes Good Grades In School

Grade Level	N of Valid	N of Miss	Never	Seldom	Sometimes	Often	A Lot
4th	1948	17	0.2	0.9	14.6	29.1	55.2
5th	2597	38	0.2	1.7	17.7	27.5	52.9
6th	2531	25	0.2	2.0	18.3	26.9	52.6
7th	1969	9	0.4	2.3	20.8	27.3	49.2
8th	1882	9	0.2	2.1	20.2	29.6	47.8
9th	1613	11	0.4	3.0	21.0	30.3	45.2
10th	1583	12	0.3	3.5	20.5	31.8	43.9
11th	1332	14	0.4	2.4	20.9	30.0	46.3
12th	1150	8	0.3	2.7	22.1	30.0	44.9
Total	16605	143	0.3	2.2	19.2	28.9	49.4

Table 3.9: My Child Gets Into Trouble At School

Grade Level	N of Valid	N of Miss	Never	Seldom	Sometimes	Often	A Lot
4th	1946	19	41.8	37.3	17.1	3.0	0.8
5th	2590	45	42.0	36.4	16.8	3.4	1.4
6th	2534	22	45.7	35.7	15.0	2.5	1.1
7th	1962	16	47.8	34.0	15.0	2.2	1.0
8th	1876	15	48.0	35.8	13.1	2.3	0.8
9th	1616	8	53.4	33.2	10.8	1.5	1.1
10th	1584	11	55.7	31.8	10.0	1.6	0.8
11th	1332	14	57.1	32.7	8.7	1.1	0.4
12th	1145	13	61.5	29.3	7.2	1.1	1.0
Total	16585	163	48.9	34.5	13.4	2.3	1.0

Table 3.10: My Child Attends Church, Synagogue, etc.

Grade Level	N of Valid	N of Miss	Never	Seldom	Sometimes	Often	A Lot
4th	1935	30	3.3	8.5	19.0	22.0	47.2
5th	2591	44	3.8	7.6	20.3	23.2	45.1
6th	2519	37	3.9	7.6	22.3	20.1	46.1
7th	1955	23	4.9	10.0	20.1	19.1	45.9
8th	1875	16	5.8	8.8	20.6	19.8	45.0
9th	1614	10	7.9	10.1	20.3	19.3	42.3
10th	1575	20	7.0	10.8	21.8	18.4	42.0
11th	1329	17	8.1	12.0	18.7	19.1	42.2
12th	1141	17	8.1	11.9	23.1	18.2	38.7
Total	16534	214	5.5	9.3	20.7	20.2	44.3

Table 3.11: I Set Clear Rules For My Child

Grade Level	N of Valid	N of Miss	Never	Seldom	Sometimes	Often	A Lot
4th	1932	33	0.4	0.4	4.0	26.5	68.7
5th	2581	54	0.2	0.5	4.2	26.6	68.6
6th	2517	39	0.4	0.7	3.7	27.2	68.0
7th	1949	29	0.5	1.1	4.5	27.6	66.3
8th	1869	22	0.4	1.3	5.6	29.3	63.4
9th	1596	28	0.8	1.3	5.0	29.0	64.0
10th	1568	27	0.6	2.0	6.8	30.6	59.9
11th	1330	16	1.1	2.2	6.9	30.5	59.2
12th	1135	23	0.9	1.4	8.7	33.7	55.2
Total	16477	271	0.5	1.1	5.2	28.5	64.7

Table 3.12: I Punish My Child When He/She Breaks The Rules

Grade Level	N of Valid	N of Miss	Never	Seldom	Sometimes	Often	A Lot
4th	1918	47	0.7	2.6	16.3	41.1	39.3
5th	2566	69	1.0	1.8	17.5	39.9	39.9
6th	2493	63	0.9	3.1	17.4	39.1	39.5
7th	1940	38	1.0	2.9	19.0	39.9	37.2
8th	1854	37	0.9	3.9	19.6	40.7	35.0
9th	1593	31	1.9	4.0	18.0	40.5	35.7
10th	1557	38	2.2	5.1	22.1	38.9	31.6
11th	1311	35	2.2	5.0	22.3	38.8	31.7
12th	1113	45	3.1	7.5	23.9	38.1	27.5
Total	16345	403	1.4	3.6	19.0	39.8	36.2

Table 3.13: I Talk To My Child About The Dangerous Effects Of Using Drugs

Grade Level	N of Valid	N of Miss	Never	Seldom	Sometimes	Often	A Lot
4th	1952	13	1.1	3.7	18.1	30.9	46.1
5th	2603	32	1.2	2.4	15.8	27.9	52.9
6th	2539	17	1.0	3.0	14.3	29.6	52.1
7th	1966	12	1.2	2.6	16.3	28.5	51.5
8th	1876	15	1.3	3.0	14.4	32.0	49.2
9th	1615	9	1.5	3.3	14.0	28.7	52.4
10th	1580	15	1.8	5.3	16.6	28.1	48.2
11th	1339	7	3.2	3.9	16.1	29.4	47.4
12th	1145	13	1.9	4.5	16.6	28.5	48.5
Total	16615	133	1.5	3.4	15.7	29.3	50.1

Table 3.14: I talk To My Child About The Dangerous Dffects Of drinking alcohol

Grade Level	N of Valid	N of Miss	Never	Seldom	Sometimes	Often	A Lot
4th	1940	25	1.2	5.1	18.8	31.3	43.6
5th	2594	41	1.2	3.1	17.3	27.7	50.7
6th	2528	28	1.5	3.3	15.3	29.5	50.3
7th	1957	21	1.3	3.3	17.3	28.2	50.0
8th	1867	24	1.3	4.2	16.6	31.0	46.9
9th	1604	20	1.9	4.3	15.5	29.1	49.3
10th	1571	24	1.7	5.4	17.8	28.5	46.5
11th	1333	13	3.0	4.6	18.4	28.7	45.4
12th	1138	20	2.6	5.2	17.8	27.4	47.0
Total	16532	216	1.6	4.1	17.1	29.1	48.1

Table 3.15: My Child Participates In Drug-free Activities Provided In My Community

Grade Level	N of Valid	N of Miss	Never	Seldom	Sometimes	Often	A Lot
4th	1928	37	19.0	15.8	26.4	20.8	18.0
5th	2571	64	16.5	14.9	24.8	21.5	22.3
6th	2509	47	17.0	13.0	28.0	21.0	20.9
7th	1948	30	18.8	13.9	29.0	19.1	19.2
8th	1858	33	19.6	16.6	24.3	19.5	19.9
9th	1589	35	21.1	15.2	24.5	20.0	19.1
10th	1564	31	23.0	16.5	24.7	18.0	17.9
11th	1313	33	22.4	16.1	25.8	17.0	18.7
12th	1139	19	20.6	17.3	23.7	20.5	17.9
Total	16419	329	19.3	15.2	25.9	19.9	19.6

Table 3.16: Our School Does A Good Job Of Teaching Kids About The Harmful Effects Of Drug Use

Grade Level	N of Valid	N of Miss	Never	Seldom	Sometimes	Often	A Lot
4th	1908	57	1.3	4.4	18.5	39.2	36.6
5th	2560	75	1.2	3.3	17.7	35.0	42.9
6th	2504	52	1.4	4.4	20.7	36.4	37.1
7th	1918	60	2.1	6.7	25.1	36.0	30.1
8th	1855	36	2.4	7.6	28.1	36.9	25.0
9th	1565	59	3.5	9.8	28.4	36.7	21.7
10th	1546	49	3.8	10.4	30.7	33.4	21.7
11th	1294	52	4.6	11.1	30.9	34.9	18.5
12th	1098	60	5.1	11.7	30.9	34.6	17.7
Total	16248	500	2.5	7.0	24.5	36.0	30.0

Table 3.17: Our School Does A Good Job Of Working With Parents Regarding Drug Abuse Prevention

Grade Level	N of Valid	N of Miss	Never	Seldom	Sometimes	Often	A Lot
4th	1886	79	7.7	14.6	25.5	28.3	24.0
5th	2507	128	7.4	13.8	25.1	27.3	26.4
6th	2452	104	8.6	15.5	26.9	26.7	22.3
7th	1883	95	10.3	18.6	29.2	25.0	16.9
8th	1821	70	9.9	18.5	31.9	24.6	15.2
9th	1533	91	11.4	19.2	31.1	23.5	14.9
10th	1519	76	11.7	18.8	31.7	24.1	13.7
11th	1267	79	11.7	19.7	34.1	23.0	11.6
12th	1087	71	12.8	18.9	34.3	21.3	12.8
Total	15955	793	9.7	17.0	29.2	25.3	18.7

Table 3.18: Law Enforcement Is Doing A Good Job In Keeping Alcohol Away From Students

Grade Level	N of Valid	N of Miss	Never	Seldom	Sometimes	Often	A Lot
4th	1879	86	3.0	14.1	31.4	28.1	23.5
5th	2504	131	3.0	12.2	30.6	28.4	25.8
6th	2438	118	4.6	13.2	31.0	27.4	23.9
7th	1887	91	5.3	15.7	36.7	23.8	18.4
8th	1821	70	5.7	18.4	36.2	23.2	16.5
9th	1544	80	7.3	21.0	34.1	23.2	14.5
10th	1519	76	7.8	20.0	35.7	21.9	14.5
11th	1291	55	8.8	22.7	34.3	22.1	12.1
12th	1111	47	8.3	23.0	36.0	21.1	11.6
Total	15994	754	5.5	16.9	33.6	24.9	19.1

Table 3.19: Law Enforcement Is Doing A Good Job In Keeping Drugs Away From Students

Grade Level	N of Valid	N of Miss	Never	Seldom	Sometimes	Often	A Lot
4th	1869	96	3.2	15.6	31.7	26.3	23.2
5th	2512	123	3.5	12.2	31.0	28.8	24.5
6th	2426	130	4.5	13.5	31.9	26.6	23.4
7th	1887	91	5.6	16.4	37.0	23.2	17.9
8th	1810	81	6.2	19.2	36.2	22.5	15.9
9th	1536	88	7.2	22.7	34.1	21.9	14.1
10th	1518	77	8.4	20.3	35.2	21.9	14.2
11th	1281	65	8.8	23.7	33.2	22.2	12.2
12th	1104	54	8.6	25.1	35.1	19.8	11.4
Total	15943	805	5.8	17.7	33.7	24.3	18.5

Table 3.20: I Am Afraid My Child Will Be Hurt At School

Grade Level	N of Valid	N of Miss	Never	Seldom	Sometimes	Often	A Lot
4th	1915	50	30.0	34.6	26.9	5.8	2.7
5th	2567	68	29.1	35.6	25.1	6.2	4.0
6th	2497	59	27.4	34.3	27.4	6.2	4.6
7th	1943	35	23.2	35.1	30.6	6.7	4.4
8th	1851	40	27.5	33.1	28.5	6.3	4.6
9th	1592	32	28.0	39.1	25.1	4.6	3.1
10th	1555	40	31.4	36.1	25.0	4.1	3.4
11th	1315	31	33.4	39.5	20.8	4.0	2.4
12th	1133	25	37.8	37.0	18.7	3.6	2.9
Total	16368	380	29.1	35.8	25.9	5.5	3.7

Table 3.21: Gangs Are A Threat To My Child At School

Grade Level	N of Valid	N of Miss	Never	Seldom	Sometimes	Often	A Lot
4th	1900	65	77.7	16.4	3.8	0.7	1.4
5th	2530	105	74.7	17.0	4.4	1.7	2.1
6th	2468	88	68.1	20.8	6.8	1.9	2.4
7th	1913	65	61.3	25.1	7.7	3.3	2.5
8th	1833	58	60.8	25.4	8.3	2.4	3.1
9th	1572	52	61.5	25.7	9.0	2.1	1.7
10th	1532	63	63.1	25.2	7.3	2.3	2.1
11th	1303	43	64.7	25.9	5.9	1.5	2.0
12th	1116	42	67.1	24.0	5.7	1.7	1.4
Total	16167	581	67.2	22.2	6.5	2.0	2.1

Table 3.22: My Child Has Been Threatened With A Gun, Knife Or Club At School

Grade Level	N of Valid	N of Miss	Never	Seldom	Sometimes	Often	A Lot
4th	1934	31	96.9	1.9	0.7	0.2	0.3
5th	2586	49	96.9	1.8	0.7	0.2	0.4
6th	2521	35	95.4	2.8	0.8	0.4	0.6
7th	1948	30	94.0	2.9	2.3	0.2	0.6
8th	1863	28	93.5	4.1	1.0	0.5	0.8
9th	1606	18	94.2	3.1	1.7	0.6	0.4
10th	1561	34	93.9	3.2	1.5	0.6	0.8
11th	1331	15	93.2	3.8	1.6	0.8	0.7
12th	1132	26	92.2	4.4	1.7	1.1	0.5
Total	16482	266	94.8	3.0	1.2	0.4	0.6

Table 3.23: A Student Has Threatened To Hit, Slap Or Kick My Child

Grade Level	N of Valid	N of Miss	Never	Seldom	Sometimes	Often	A Lot
4th	1931	34	50.5	27.5	16.6	2.9	2.5
5th	2583	52	52.3	25.8	15.6	3.6	2.7
6th	2505	51	52.0	24.9	15.8	4.2	3.1
7th	1941	37	51.2	23.6	17.4	4.7	3.2
8th	1858	33	53.3	25.3	14.8	3.6	3.0
9th	1598	26	58.1	24.2	12.6	3.1	2.1
10th	1553	42	62.7	22.6	9.7	2.8	2.1
11th	1325	21	63.6	22.8	9.4	2.6	1.6
12th	1128	30	65.8	21.8	9.4	1.8	1.2
Total	16422	326	55.4	24.6	14.1	3.4	2.5

Table 3.24: Gangs Are A Threat To My Child In My Community

Grade Level	N of Valid	N of Miss	Never	Seldom	Sometimes	Often	A Lot
4th	1911	54	76.3	15.7	5.5	1.2	1.3
5th	2558	77	74.5	15.7	6.1	1.4	2.3
6th	2499	57	74.3	16.8	5.0	1.9	2.0
7th	1929	49	70.7	18.4	6.8	2.5	1.7
8th	1849	42	68.2	20.6	6.5	1.8	2.9
9th	1596	28	70.6	19.0	7.4	1.8	1.3
10th	1556	39	71.7	18.3	6.2	1.9	2.1
11th	1311	35	72.3	19.2	5.6	1.8	1.1
12th	1127	31	72.2	19.2	6.4	0.9	1.3
Total	16336	412	72.5	17.8	6.1	1.7	1.8

Table 3.25: I Am Afraid My Child Will Be Hurt In My Community

Grade Level	N of Valid	N of Miss	Never	Seldom	Sometimes	Often	A Lot
4th	1909	56	54.1	26.6	15.0	2.4	1.9
5th	2561	74	49.6	29.3	15.1	2.9	3.1
6th	2488	68	52.9	28.3	14.1	2.9	1.8
7th	1935	43	49.6	29.4	16.1	2.5	2.3
8th	1851	40	50.5	29.4	14.2	3.0	2.9
9th	1597	27	52.8	30.2	13.4	1.9	1.8
10th	1562	33	53.5	28.7	12.9	2.9	2.0
11th	1313	33	55.1	30.1	11.7	1.7	1.4
12th	1126	32	57.2	27.9	11.8	1.9	1.2
Total	16342	406	52.4	28.9	14.1	2.5	2.2

Table 3.26: Our School Sets Clear Rules On Bullying At School

Grade Level	N of Valid	N of Miss	Never	Seldom	Sometimes	Often	A Lot
4th	1897	68	6.5	11.5	23.4	28.9	29.7
5th	2505	130	5.0	10.8	23.3	26.8	34.1
6th	2450	106	7.4	11.5	23.8	27.7	29.6
7th	1905	73	8.0	13.6	26.6	28.1	23.7
8th	1818	73	7.6	14.6	27.2	26.8	23.8
9th	1545	79	10.2	15.2	28.6	27.7	18.3
10th	1519	76	10.3	14.7	30.4	25.9	18.8
11th	1271	75	10.9	14.2	27.9	28.5	18.5
12th	1080	78	9.8	14.7	30.7	27.2	17.5
Total	15990	758	8.0	13.1	26.3	27.5	25.1

Table 3.27: I see ads on TV that encourage me to talk to my child about drug use

Grade Level	N of Valid	N of Miss	Never	Seldom	Sometimes	Often	A Lot
4th	1928	37	1.7	3.3	23.5	33.8	37.8
5th	2571	64	1.6	4.6	20.1	33.6	40.2
6th	2510	46	2.2	4.7	21.5	31.7	39.9
7th	1947	31	2.6	4.3	24.2	33.9	35.0
8th	1860	31	2.6	4.8	25.5	33.7	33.4
9th	1592	32	1.9	6.5	24.6	34.0	32.9
10th	1557	38	3.5	6.9	24.7	34.1	30.8
11th	1317	29	4.2	7.4	24.6	34.6	29.2
12th	1126	32	4.4	5.5	27.3	33.6	29.3
Total	16408	340	2.5	5.1	23.5	33.5	35.3

Table 3.28: The school has security resource officer

Grade Level	N of Valid	N of Miss	Yes	No
4th	1820	145	51.6	48.4
5th	2427	208	55.2	44.8
6th	2388	168	57.8	42.2
7th	1825	153	63.1	36.9
8th	1746	145	72.0	28.0
9th	1483	141	72.8	27.2
10th	1462	133	75.8	24.2
11th	1248	98	73.4	26.6
12th	1055	103	72.1	27.9
Total	15454	1294	64.3	35.7

Table 3.29: A security resource officer can prevent violence at school

Grade Level	N of Valid	N of Miss	Yes	No
4th	1833	132	76.9	23.1
5th	2458	177	75.7	24.3
6th	2411	145	74.4	25.6
7th	1846	132	72.3	27.7
8th	1778	113	70.7	29.3
9th	1494	130	71.6	28.4
10th	1481	114	71.4	28.6
11th	1261	85	70.6	29.4
12th	1065	93	67.6	32.4
Total	15627	1121	72.9	27.1

Table 3.30: Every school needs a security resource officer

Grade Level	N of Valid	N of Miss	Yes	No
4th	1884	81	85.9	14.1
5th	2503	132	86.6	13.4
6th	2440	116	87.7	12.3
7th	1889	89	90.1	9.9
8th	1807	84	88.6	11.4
9th	1537	87	88.7	11.3
10th	1509	86	87.5	12.5
11th	1271	75	85.1	14.9
12th	1086	72	85.5	14.5
Total	15926	822	87.4	12.6

Table 3.31: Our community has an anti-drug community coalition

Grade Level	N of Valid	N of Miss	Yes	No
4th	1739	226	46.6	53.4
5th	2311	324	49.6	50.4
6th	2263	293	45.1	54.9
7th	1715	263	45.7	54.3
8th	1677	214	46.5	53.5
9th	1395	229	49.8	50.2
10th	1390	205	48.6	51.4
11th	1173	173	47.4	52.6
12th	1007	151	48.1	51.9
Total	14670	2078	47.4	52.6

Table 3.32: My child has skipped school without my permission

Grade Level	N of Valid	N of Miss	Yes	No
4th	1923	42	1.2	98.8
5th	2572	63	1.0	99.0
6th	2508	48	2.4	97.6
7th	1937	41	3.8	96.2
8th	1847	44	4.9	95.1
9th	1593	31	7.7	92.3
10th	1554	41	10.6	89.4
11th	1306	40	12.3	87.7
12th	1111	47	19.7	80.3
Total	16351	397	5.7	94.3

3.4 Community Information

Table 3.33: Drug And Alcohol Use Is A Big Problem Facing Youth In My Community

Grade Level	N of Valid	N of Miss	No	Maybe	Yes
4th	1936	29	20.9	37.8	41.3
5th	2582	53	19.8	37.5	42.8
6th	2506	50	19.6	37.6	42.8
7th	1949	29	16.3	34.5	49.2
8th	1868	23	16.0	36.1	47.9
9th	1597	27	15.0	33.1	51.9
10th	1575	20	13.5	34.3	52.2
11th	1326	20	12.1	31.1	56.7
12th	1140	18	14.8	29.6	55.6
Total	16479	269	17.0	35.2	47.7

Table 3.34: Youth Violence Is A Big Problem In My Community

Grade Level	N of Valid	N of Miss	No	Maybe	Yes
4th	1908	57	44.5	39.7	15.8
5th	2562	73	43.4	38.2	18.5
6th	2492	64	45.4	38.7	15.9
7th	1944	34	43.2	39.2	17.6
8th	1856	35	43.5	38.8	17.7
9th	1597	27	44.8	39.5	15.7
10th	1562	33	44.8	40.1	15.0
11th	1322	24	45.2	41.8	13.1
12th	1134	24	46.6	39.4	14.0
Total	16377	371	44.5	39.3	16.2

Table 3.35: My Child Has Friends Who Drink

Grade Level	N of Valid	N of Miss	No	Maybe	Yes
4th	1900	65	92.4	6.3	1.4
5th	2552	83	91.8	6.2	2.0
6th	2475	81	85.3	10.7	4.0
7th	1914	64	71.3	19.9	8.9
8th	1837	54	59.1	24.8	16.1
9th	1587	37	42.0	29.1	28.9
10th	1541	54	32.3	33.4	34.3
11th	1306	40	24.6	28.8	46.6
12th	1129	29	22.1	28.7	49.2
Total	16241	507	64.0	18.8	17.2

Table 3.36: It Would Be Okay With Me For My Child To Use Alcohol If He/she Would Not Use Other Drugs

Grade Level	N of Valid	N of Miss	No	Maybe	Yes
4th	1929	36	97.8	1.8	0.4
5th	2585	50	98.3	1.1	0.7
6th	2513	43	97.7	1.7	0.6
7th	1944	34	96.7	2.2	1.1
8th	1869	22	95.8	2.6	1.6
9th	1606	18	95.1	3.1	1.9
10th	1571	24	92.7	5.7	1.7
11th	1325	21	91.2	6.4	2.3
12th	1133	25	85.3	11.1	3.5
Total	16475	273	95.4	3.3	1.3

Table 3.37: Beer Ads Encourage Underage Drinking

Grade Level	N of Valid	N of Miss	No	Maybe	Yes
4th	1914	51	20.1	33.7	46.2
5th	2552	83	22.1	34.6	43.4
6th	2495	61	19.0	33.3	47.7
7th	1922	56	18.6	31.7	49.7
8th	1851	40	19.2	34.3	46.5
9th	1589	35	17.2	32.7	50.2
10th	1552	43	18.8	32.3	48.9
11th	1319	27	16.3	34.7	49.0
12th	1130	28	17.0	31.7	51.3
Total	16324	424	19.0	33.3	47.6

Table 3.38: My Child Has Friends Who Use Drugs

Grade Level	N of Valid	N of Miss	No	Maybe	Yes
4th	1900	65	92.5	6.3	1.2
5th	2544	91	92.3	6.1	1.5
6th	2458	98	87.5	9.5	3.0
7th	1920	58	76.9	17.1	6.0
8th	1834	57	67.4	23.2	9.3
9th	1575	49	52.4	28.4	19.2
10th	1539	56	48.1	31.3	20.6
11th	1300	46	40.8	30.5	28.7
12th	1121	37	40.6	29.2	30.2
Total	16191	557	71.2	18.0	10.8

Table 3.39: It Would Be Okay With Me For My Child To Smoke A Little Pot If He/she Would Leave Other Drugs Alone

Grade Level	N of Valid	N of Miss	No	Maybe	Yes
4th	1930	35	98.4	1.1	0.5
5th	2587	48	98.8	0.6	0.6
6th	2516	40	98.5	1.0	0.5
7th	1946	32	98.0	1.1	0.8
8th	1872	19	98.0	1.3	0.7
9th	1601	23	96.7	1.6	1.7
10th	1572	23	94.8	3.6	1.6
11th	1325	21	95.0	3.5	1.5
12th	1139	19	94.3	3.4	2.3
Total	16488	260	97.3	1.7	1.0

Table 3.40: Alcohol Abuse Is A Problem Among The Students In My Child's School

Grade Level	N of Valid	N of Miss	No	Maybe	Yes
4th	1909	56	79.0	17.7	3.2
5th	2556	79	76.3	20.5	3.2
6th	2480	76	61.4	31.9	6.7
7th	1916	62	44.4	44.8	10.8
8th	1852	39	41.6	44.6	13.8
9th	1585	39	25.6	47.3	27.1
10th	1552	43	24.5	46.6	28.9
11th	1317	29	19.7	45.1	35.2
12th	1128	30	23.5	41.6	34.9
Total	16295	453	48.6	36.1	15.4

Table 3.41: The Alcohol Industry Does A Good Job Of Discouraging Underage Drinking.

Grade Level	N of Valid	N of Miss	No	Maybe	Yes
4th	1917	48	55.7	32.5	11.8
5th	2544	91	52.6	33.5	13.9
6th	2484	72	55.8	31.0	13.2
7th	1924	54	57.0	31.2	11.9
8th	1846	45	60.2	28.6	11.2
9th	1584	40	62.4	27.9	9.7
10th	1551	44	61.5	27.9	10.6
11th	1314	32	65.8	27.2	7.1
12th	1121	37	65.4	26.0	8.6
Total	16285	463	58.6	30.1	11.3

3.5 Impressions About Drug Use

Table 3.42: Harmfulness of Use – Cigarettes

Grade Level	N of Valid	N of Miss	1 - Not Harmful	2	3	4	5 - Very Harmful
4th	1929	36	0.7	0.7	4.1	10.1	84.5
5th	2575	60	0.9	0.7	4.1	9.8	84.5
6th	2521	35	0.9	0.8	5.2	9.8	83.4
7th	1957	21	1.1	1.2	5.6	10.2	82.0
8th	1872	19	1.1	1.3	5.6	10.5	81.5
9th	1610	14	1.2	1.4	5.5	11.6	80.4
10th	1573	22	1.8	1.6	7.0	12.3	77.4
11th	1325	21	1.4	1.4	5.8	11.0	80.4
12th	1137	21	1.0	1.5	6.1	11.2	80.3
Total	16499	249	1.1	1.1	5.3	10.6	82.0

Table 3.43: Harmfulness of Use – Smokeless Tobacco, Snuff, etc

Grade Level	N of Valid	N of Miss	1 - Not Harmful	2	3	4	5 - Very Harmful
4th	1927	38	0.8	0.9	5.7	14.3	78.3
5th	2560	75	0.8	1.3	5.5	15.1	77.3
6th	2506	50	1.0	1.2	6.5	14.6	76.7
7th	1951	27	1.1	1.5	6.6	15.0	75.9
8th	1865	26	1.1	1.6	7.2	14.8	75.2
9th	1605	19	1.2	1.8	7.2	14.6	75.2
10th	1566	29	1.5	2.2	9.3	15.3	71.8
11th	1320	26	1.4	2.1	7.7	14.5	74.2
12th	1135	23	1.4	1.9	6.6	15.0	75.2
Total	16435	313	1.1	1.5	6.8	14.8	75.8

Table 3.44: Harmfulness of Use – Cigars

Grade Level	N of Valid	N of Miss	1 - Not Harmful	2	3	4	5 - Very Harmful
4th	1911	54	0.9	0.7	5.1	13.5	79.9
5th	2552	83	0.8	1.2	5.0	13.9	79.1
6th	2489	67	0.8	1.0	6.3	13.4	78.5
7th	1937	41	1.2	1.7	7.3	14.2	75.6
8th	1861	30	1.3	1.5	7.7	13.8	75.7
9th	1596	28	1.0	2.2	7.6	14.3	74.9
10th	1562	33	1.5	1.6	8.8	16.7	71.3
11th	1317	29	1.2	2.6	8.4	14.9	72.9
12th	1127	31	1.4	2.1	7.2	14.9	74.4
Total	16352	396	1.1	1.5	6.8	14.3	76.3

Table 3.45: Harmfulness of Use – Beer

Grade Level	N of Valid	N of Miss	1 - Not Harmful	2	3	4	5 - Very Harmful
4th	1910	55	1.8	4.7	16.4	19.1	58.0
5th	2548	87	2.3	4.7	16.0	17.9	59.0
6th	2498	58	2.4	5.3	14.9	16.8	60.6
7th	1941	37	2.9	4.3	18.9	18.3	55.6
8th	1853	38	3.3	5.6	20.4	18.1	52.7
9th	1598	26	2.8	6.1	19.1	18.4	53.6
10th	1567	28	3.1	6.3	21.6	18.6	50.5
11th	1315	31	2.7	6.6	22.1	20.3	48.2
12th	1131	27	3.4	7.0	20.1	19.5	50.0
Total	16361	387	2.7	5.5	18.3	18.4	55.2

Table 3.46: Harmfulness of Use – Wine Coolers

Grade Level	N of Valid	N of Miss	1 - Not Harmful	2	3	4	5 - Very Harmful
4th	1916	49	2.8	6.2	19.2	18.7	53.1
5th	2560	75	3.0	6.7	19.6	18.9	51.7
6th	2500	56	3.4	6.2	16.8	18.2	55.4
7th	1933	45	3.4	7.6	20.6	18.7	49.7
8th	1857	34	5.1	7.8	21.8	17.6	47.9
9th	1599	25	3.7	7.6	20.1	20.4	48.2
10th	1558	37	4.9	8.3	22.9	18.4	45.5
11th	1318	28	4.7	9.1	23.0	20.1	43.1
12th	1129	29	4.0	9.6	22.8	19.9	43.8
Total	16370	378	3.8	7.4	20.3	18.9	49.6

Table 3.47: Harmfulness of Use – Liquor

Grade Level	N of Valid	N of Miss	1 - Not Harmful	2	3	4	5 - Very Harmful
4th	1915	50	0.9	2.7	9.8	15.9	70.7
5th	2552	83	1.4	2.7	9.6	14.7	71.6
6th	2499	57	1.3	2.4	9.7	15.2	71.3
7th	1931	47	1.8	3.1	10.8	16.8	67.5
8th	1858	33	1.9	2.4	12.8	16.9	66.1
9th	1592	32	1.8	3.9	11.4	17.8	65.0
10th	1565	30	1.6	3.8	13.4	17.9	63.3
11th	1317	29	2.1	4.1	11.7	22.2	59.8
12th	1125	33	2.1	4.6	13.2	18.0	62.0
Total	16354	394	1.6	3.1	11.1	16.9	67.3

Table 3.48: Harmfulness of Use – Marijuana

Grade Level	N of Valid	N of Miss	1 - Not Harmful	2	3	4	5 - Very Harmful
4th	1922	43	0.5	0.8	2.3	8.3	88.1
5th	2555	80	0.5	0.8	2.3	8.4	87.9
6th	2504	52	0.7	1.0	3.3	7.9	87.1
7th	1941	37	0.7	1.3	3.3	7.9	86.8
8th	1861	30	1.1	1.1	3.5	9.0	85.3
9th	1601	23	1.4	1.9	3.8	10.1	82.8
10th	1568	27	0.9	1.8	5.5	11.4	80.3
11th	1320	26	2.1	2.7	5.6	12.0	77.6
12th	1130	28	1.9	1.3	5.7	11.7	79.5
Total	16402	346	1.0	1.3	3.7	9.3	84.7

Table 3.49: Harmfulness of Use – Cocaine (crack, etc)

Grade Level	N of Valid	N of Miss	1 - Not Harmful	2	3	4	5 - Very Harmful
4th	1923	42	0.4	0.1	0.2	1.5	97.9
5th	2557	78	0.5	0.0	0.4	1.3	97.8
6th	2506	50	0.6	0.1	0.1	1.7	97.6
7th	1941	37	0.5	0.1	0.5	1.4	97.5
8th	1865	26	0.5	0.2	0.4	1.7	97.2
9th	1598	26	0.5	0.4	0.6	1.6	96.9
10th	1564	31	0.6	0.2	0.6	1.7	96.9
11th	1321	25	0.8	0.3	0.8	1.9	96.2
12th	1130	28	0.8	0.4	0.7	2.0	96.1
Total	16405	343	0.5	0.2	0.4	1.6	97.3

Table 3.50: Harmfulness of Use – Uppers (stimulants)

Grade Level	N of Valid	N of Miss	1 - Not Harmful	2	3	4	5 - Very Harmful
4th	1921	44	0.4	0.2	0.2	2.0	97.3
5th	2556	79	0.4	0.2	0.5	2.2	96.6
6th	2503	53	0.6	0.3	0.4	2.4	96.4
7th	1934	44	0.3	0.2	0.7	2.2	96.6
8th	1864	27	0.6	0.2	0.6	2.1	96.5
9th	1600	24	0.6	0.1	0.7	2.4	96.2
10th	1570	25	0.6	0.2	0.7	2.1	96.4
11th	1322	24	1.0	0.5	1.0	2.3	95.3
12th	1132	26	0.6	0.3	0.9	2.6	95.7
Total	16402	346	0.5	0.2	0.6	2.2	96.4

Table 3.51: Harmfulness of Use – Downers (depressants)

Grade Level	N of Valid	N of Miss	1 - Not Harmful	2	3	4	5 - Very Harmful
4th	1919	46	0.4	0.4	0.5	3.3	95.5
5th	2553	82	0.4	0.2	1.1	3.9	94.4
6th	2496	60	0.4	0.2	1.2	4.0	94.1
7th	1938	40	0.5	0.4	1.0	3.8	94.3
8th	1864	27	0.6	0.5	1.4	4.0	93.5
9th	1595	29	0.6	0.3	1.1	3.6	94.5
10th	1557	38	0.6	0.1	1.7	3.9	93.8
11th	1319	27	1.0	0.5	1.6	3.5	93.5
12th	1132	26	0.6	0.7	0.9	4.0	93.8
Total	16373	375	0.5	0.3	1.1	3.8	94.2

Table 3.52: Harmfulness of Use – Inhalants (glue, etc)

Grade Level	N of Valid	N of Miss	1 - Not Harmful	2	3	4	5 - Very Harmful
4th	1923	42	0.4	0.4	0.8	3.2	95.2
5th	2563	72	0.5	0.2	1.3	3.9	94.1
6th	2498	58	0.7	0.3	1.0	4.2	93.8
7th	1940	38	0.5	0.2	1.3	3.9	94.1
8th	1861	30	0.8	0.2	1.0	3.1	94.9
9th	1599	25	0.6	0.3	1.4	3.4	94.2
10th	1565	30	0.5	0.4	1.3	3.9	93.8
11th	1325	21	0.8	0.4	1.5	3.9	93.4
12th	1129	29	0.5	0.5	1.3	3.1	94.5
Total	16403	345	0.6	0.3	1.2	3.7	94.2

Table 3.53: Harmfulness of Use – Hallucinogens (PCP, LSD, etc)

Grade Level	N of Valid	N of Miss	1 - Not Harmful	2	3	4	5 - Very Harmful
4th	1911	54	0.4	0.2	0.3	1.5	97.6
5th	2549	86	0.4	0.2	0.5	1.8	97.1
6th	2487	69	0.5	0.1	0.3	2.1	96.9
7th	1934	44	0.3	0.2	0.7	2.0	96.8
8th	1856	35	0.6	0.2	0.6	1.8	96.8
9th	1591	33	0.5	0.3	0.5	2.1	96.6
10th	1558	37	0.5	0.0	1.0	2.3	96.1
11th	1322	24	1.0	0.2	1.3	2.4	95.1
12th	1130	28	0.8	0.4	0.6	2.3	95.8
Total	16338	410	0.5	0.2	0.6	2.0	96.7

Table 3.54: Harmfulness of Use – Heroin (opiates)

Grade Level	N of Valid	N of Miss	1 - Not Harmful	2	3	4	5 - Very Harmful
4th	1909	56	0.3	0.1	0.3	0.9	98.4
5th	2554	81	0.5	0.2	0.3	1.6	97.4
6th	2498	58	0.5	0.3	0.2	1.3	97.8
7th	1931	47	0.4	0.1	0.4	1.6	97.6
8th	1859	32	0.6	0.1	0.6	1.0	97.6
9th	1598	26	0.6	0.1	0.4	1.4	97.4
10th	1561	34	0.4	0.1	0.4	1.5	97.6
11th	1320	26	0.8	0.2	1.1	1.4	96.5
12th	1131	27	0.7	0.2	0.4	1.7	97.0
Total	16361	387	0.5	0.2	0.4	1.4	97.5

Table 3.55: Harmfulness of Use – Anabolic Steroids

Grade Level	N of Valid	N of Miss	1 - Not Harmful	2	3	4	5 - Very Harmful
4th	1908	57	0.4	0.4	1.3	4.7	93.2
5th	2540	95	0.5	0.4	1.3	5.8	92.0
6th	2488	68	0.7	0.2	1.4	6.8	90.9
7th	1914	64	0.4	0.1	1.5	6.9	91.1
8th	1856	35	0.7	0.4	1.7	5.8	91.4
9th	1596	28	0.8	0.3	1.8	6.5	90.7
10th	1554	41	0.6	0.3	1.8	6.6	90.7
11th	1316	30	0.9	0.2	2.1	7.4	89.4
12th	1131	27	0.6	0.2	1.1	6.1	92.0
Total	16303	445	0.6	0.3	1.5	6.2	91.3

Table 3.56: Harmfulness of Use – Ecstasy (MDMA)

Grade Level	N of Valid	N of Miss	1 - Not Harmful	2	3	4	5 - Very Harmful
4th	1910	55	0.4	0.2	0.3	1.6	97.5
5th	2532	103	0.5	0.1	0.5	2.6	96.3
6th	2489	67	0.5	0.3	0.3	2.5	96.4
7th	1925	53	0.4	0.1	0.5	2.4	96.5
8th	1861	30	0.6	0.2	0.8	1.8	96.6
9th	1597	27	0.7	0.2	1.0	2.4	95.7
10th	1562	33	0.4	0.1	0.9	2.5	96.0
11th	1320	26	0.9	0.2	1.4	2.3	95.2
12th	1127	31	0.5	0.2	0.7	2.4	96.2
Total	16323	425	0.5	0.2	0.7	2.3	96.3

Table 3.57: Harmfulness of Use – OxyContin

Grade Level	N of Valid	N of Miss	1 - Not Harmful	2	3	4	5 - Very Harmful
4th	1880	85	0.5	0.2	1.1	3.1	95.1
5th	2511	124	0.4	0.4	1.1	4.3	93.8
6th	2450	106	0.6	0.3	1.2	3.1	94.8
7th	1903	75	0.5	0.2	1.2	4.0	94.1
8th	1823	68	0.6	0.3	1.2	3.1	94.9
9th	1580	44	0.6	0.4	0.9	3.4	94.7
10th	1530	65	0.7	0.1	1.4	3.5	94.3
11th	1303	43	1.0	0.5	2.1	3.9	92.5
12th	1112	46	0.5	0.4	1.9	3.2	94.0
Total	16092	656	0.6	0.3	1.3	3.5	94.3

3.6 During The Past Year What Percent Of Students In Your Child's Grade Have Used

Table 3.58: Percent of Use – Cigarettes

Grade Level	N of Valid	N of Miss	None	Less Than 5	5 to 15	16 to 25	26 to 50	51 to 75	76 to 100
4th	1745	220	67.7	24.7	3.4	1.6	1.7	0.6	0.3
5th	2255	380	57.6	29.5	6.6	2.2	2.1	1.2	0.8
6th	2157	399	42.0	33.4	11.1	6.0	4.2	1.9	1.3
7th	1648	330	22.5	29.4	17.7	12.5	9.3	5.5	3.0
8th	1603	288	16.5	24.6	18.3	15.4	12.9	8.0	4.3
9th	1347	277	12.2	14.0	16.8	17.4	18.9	14.1	6.5
10th	1326	269	9.2	11.3	13.5	16.1	23.9	17.0	9.0
11th	1126	220	9.1	7.4	11.0	14.2	26.1	22.4	9.9
12th	965	193	9.6	7.3	10.6	15.6	23.5	22.6	10.8
Total	14172	2576	31.8	22.5	11.7	10.0	11.4	8.4	4.2

Table 3.59: Percent of Use – Smokeless Tobacco, Snuff, etc

Grade Level	N of Valid	N of Miss	None	Less Than 5	5 to 15	16 to 25	26 to 50	51 to 75	76 to 100
4th	1744	221	72.1	21.8	2.9	1.0	1.6	0.4	0.2
5th	2256	379	65.1	24.4	5.1	2.1	1.6	0.9	0.7
6th	2146	410	50.4	29.1	9.1	5.9	3.1	1.7	0.7
7th	1647	331	31.8	29.3	14.8	10.7	6.8	4.3	2.3
8th	1593	298	27.0	26.7	15.6	12.2	9.4	6.2	2.9
9th	1326	298	18.8	20.2	17.8	15.5	13.7	9.7	4.4
10th	1306	289	15.2	19.9	14.5	16.2	17.8	10.7	5.7
11th	1100	246	14.2	16.5	15.5	15.2	19.8	12.9	6.0
12th	949	209	15.6	19.3	13.8	17.6	16.0	12.1	5.6
Total	14067	2681	39.2	23.8	11.2	9.3	8.4	5.4	2.6

Table 3.60: Percent of Use – Cigars

Grade Level	N of Valid	N of Miss	None	Less Than 5	5 to 15	16 to 25	26 to 50	51 to 75	76 to 100
4th	1742	223	79.3	16.2	2.1	0.6	1.2	0.3	0.2
5th	2250	385	74.3	19.1	2.9	1.3	1.0	0.7	0.7
6th	2143	413	63.2	25.7	5.4	2.8	1.5	0.6	0.8
7th	1629	349	45.6	32.8	9.1	4.9	4.2	1.5	1.8
8th	1574	317	39.4	32.3	11.6	6.7	5.2	2.7	2.2
9th	1311	313	29.3	33.0	14.2	9.9	6.6	3.8	3.2
10th	1291	304	20.8	34.3	15.4	10.2	9.5	5.7	4.0
11th	1089	257	19.2	30.9	16.1	12.8	9.2	6.9	5.1
12th	938	220	20.5	30.1	15.2	11.0	10.9	8.6	3.7
Total	13967	2781	48.9	27.2	9.0	5.6	4.6	2.7	2.0

Table 3.61: Percent of Use – Beer

Grade Level	N of Valid	N of Miss	None	Less Than 5	5 to 15	16 to 25	26 to 50	51 to 75	76 to 100
4th	1743	222	71.2	22.1	3.1	1.8	0.9	0.4	0.5
5th	2251	384	64.4	24.7	4.9	2.6	1.6	1.2	0.6
6th	2145	411	49.4	29.3	10.3	5.0	2.8	2.0	1.1
7th	1640	338	26.9	29.8	16.2	10.4	7.9	5.5	3.4
8th	1582	309	20.0	24.0	15.4	14.3	13.1	8.7	4.5
9th	1327	297	13.4	13.0	13.0	16.7	18.7	14.8	10.4
10th	1320	275	9.3	10.5	10.0	14.3	23.6	20.2	12.0
11th	1112	234	8.9	6.8	6.6	10.4	21.3	28.8	17.2
12th	959	199	11.1	7.0	6.2	10.2	19.7	26.4	19.5
Total	14079	2669	35.6	20.6	9.5	8.7	10.2	9.5	6.0

Table 3.62: Percent of Use – Wine Coolers

Grade Level	N of Valid	N of Miss	None	Less Than 5	5 to 15	16 to 25	26 to 50	51 to 75	76 to 100
4th	1743	222	74.6	19.8	2.6	1.4	0.9	0.3	0.3
5th	2249	386	67.5	22.9	4.4	2.4	1.5	0.8	0.7
6th	2139	417	53.3	27.7	9.0	4.5	2.5	1.9	1.0
7th	1632	346	31.3	30.3	15.0	9.4	6.7	4.4	3.0
8th	1574	317	23.6	25.4	16.6	12.0	10.2	7.7	4.4
9th	1328	296	14.5	16.8	14.7	15.8	17.2	12.6	8.4
10th	1317	278	10.5	13.2	12.9	15.9	20.9	15.8	10.9
11th	1094	252	9.9	8.4	11.2	14.8	20.5	23.6	11.7
12th	952	206	11.4	8.7	8.6	13.2	21.0	23.2	13.8
Total	14028	2720	38.4	20.8	10.1	8.7	9.3	7.9	4.8

Table 3.63: Percent of Use – Liquor

Grade Level	N of Valid	N of Miss	None	Less Than 5	5 to 15	16 to 25	26 to 50	51 to 75	76 to 100
4th	1743	222	78.0	16.7	2.8	1.2	0.6	0.4	0.3
5th	2251	384	72.1	19.7	3.6	1.9	1.5	0.7	0.6
6th	2141	415	57.4	26.9	7.4	3.5	2.3	1.3	1.1
7th	1632	346	33.9	31.0	14.5	8.1	5.9	3.9	2.7
8th	1574	317	26.8	26.4	15.0	12.1	9.1	7.1	3.6
9th	1321	303	16.1	17.9	13.8	16.0	15.8	12.0	8.3
10th	1309	286	12.0	12.8	14.5	15.9	18.7	16.4	9.6
11th	1095	251	10.9	9.5	11.0	14.1	20.8	22.6	11.1
12th	953	205	11.8	7.8	8.7	12.8	21.6	23.3	14.1
Total	14019	2729	41.3	20.1	9.5	8.3	8.7	7.6	4.5

Table 3.64: Percent of Use – Marijuana

Grade Level	N of Valid	N of Miss	None	Less Than 5	5 to 15	16 to 25	26 to 50	51 to 75	76 to 100
4th	1746	219	80.7	15.0	1.9	1.1	0.5	0.2	0.5
5th	2250	385	75.3	17.2	4.1	1.2	0.7	0.7	0.8
6th	2140	416	59.8	25.7	6.6	3.7	2.0	1.1	1.0
7th	1629	349	35.6	31.4	13.3	7.8	4.8	4.5	2.6
8th	1574	317	27.7	27.4	16.6	11.4	8.8	4.3	3.8
9th	1324	300	18.1	19.7	15.8	16.9	13.6	10.2	5.7
10th	1314	281	13.5	15.1	16.0	15.7	18.7	13.3	7.7
11th	1094	252	11.8	11.7	14.1	16.5	21.1	15.2	9.6
12th	957	201	14.2	11.3	11.9	15.8	21.2	16.6	9.0
Total	14028	2720	43.4	20.2	10.2	8.5	8.2	5.8	3.7

Table 3.65: Percent of Use – Cocaine (crack, etc)

Grade Level	N of Valid	N of Miss	None	Less Than 5	5 to 15	16 to 25	26 to 50	51 to 75	76 to 100
4th	1748	217	86.3	11.3	1.2	0.3	0.5	0.2	0.2
5th	2243	392	83.1	12.8	2.1	0.7	0.5	0.2	0.6
6th	2140	416	74.2	19.3	2.8	1.7	0.9	0.5	0.6
7th	1630	348	55.1	28.8	7.1	3.5	2.8	1.6	1.2
8th	1573	318	47.0	31.5	9.7	5.4	3.2	1.8	1.5
9th	1312	312	33.1	31.2	15.4	9.5	5.5	3.4	2.0
10th	1299	296	26.5	31.3	17.5	10.2	8.4	3.7	2.5
11th	1083	263	22.7	32.0	18.5	12.0	7.8	4.1	2.9
12th	932	226	25.3	29.2	16.1	13.5	8.5	4.6	2.8
Total	13960	2788	56.3	23.6	8.4	5.1	3.4	1.8	1.3

Table 3.66: Percent of Use – Uppers (stimulants)

Grade Level	N of Valid	N of Miss	None	Less Than 5	5 to 15	16 to 25	26 to 50	51 to 75	76 to 100
4th	1738	227	86.1	11.8	1.0	0.4	0.5	0.2	0.1
5th	2248	387	82.9	12.8	2.1	0.9	0.4	0.3	0.5
6th	2134	422	74.0	19.0	3.1	1.7	0.9	0.6	0.6
7th	1631	347	54.6	29.1	7.3	3.9	2.8	1.3	1.0
8th	1576	315	48.5	30.9	9.2	5.1	2.9	2.0	1.4
9th	1303	321	32.0	32.0	15.9	10.3	5.4	3.1	1.4
10th	1296	299	27.9	30.5	17.7	9.7	7.7	3.9	2.6
11th	1085	261	23.7	31.2	18.5	12.5	7.5	4.0	2.6
12th	928	230	26.3	28.8	17.3	12.0	9.4	3.8	2.5
Total	13939	2809	56.5	23.5	8.6	5.1	3.4	1.8	1.2

Table 3.67: Percent of Use – Downers (depressants)

Grade Level	N of Valid	N of Miss	None	Less Than 5	5 to 15	16 to 25	26 to 50	51 to 75	76 to 100
4th	1741	224	85.9	11.8	1.1	0.4	0.5	0.2	0.1
5th	2243	392	82.9	13.1	2.1	0.8	0.4	0.3	0.4
6th	2133	423	74.3	19.0	3.4	1.5	0.7	0.6	0.6
7th	1630	348	54.4	30.3	6.7	4.0	2.1	1.4	0.9
8th	1572	319	47.4	33.1	8.7	4.9	3.0	1.7	1.1
9th	1308	316	32.5	32.0	16.0	9.5	5.3	3.1	1.6
10th	1289	306	28.4	32.4	17.5	8.8	7.1	3.4	2.5
11th	1087	259	23.3	33.0	18.8	11.1	7.3	4.0	2.6
12th	927	231	27.0	29.7	18.4	10.2	8.8	3.8	2.0
Total	13930	2818	56.5	24.3	8.6	4.7	3.1	1.7	1.1

Table 3.68: Percent of Use – Inhalants (glue, etc)

Grade Level	N of Valid	N of Miss	None	Less Than 5	5 to 15	16 to 25	26 to 50	51 to 75	76 to 100
4th	1744	221	82.8	13.7	1.6	1.0	0.4	0.3	0.2
5th	2245	390	77.4	16.6	3.2	1.3	0.6	0.5	0.4
6th	2138	418	66.3	23.0	5.1	2.7	1.2	0.9	0.8
7th	1623	355	46.8	30.6	10.4	5.1	3.5	2.2	1.5
8th	1572	319	42.6	31.2	11.8	6.3	4.0	2.7	1.4
9th	1304	320	30.7	32.1	16.8	9.0	6.4	3.2	1.8
10th	1292	303	28.0	32.7	16.5	9.8	7.1	3.7	2.2
11th	1080	266	25.4	32.7	17.6	10.3	8.1	3.1	2.8
12th	930	228	27.8	32.3	15.8	10.1	8.4	3.9	1.7
Total	13928	2820	52.6	25.7	9.6	5.3	3.6	2.0	1.3

Table 3.69: Percent of Use – Hallucinogens (PCP, LSD, etc)

Grade Level	N of Valid	N of Miss	None	Less Than 5	5 to 15	16 to 25	26 to 50	51 to 75	76 to 100
4th	1743	222	87.3	10.8	0.9	0.4	0.4	0.1	0.1
5th	2240	395	84.3	12.1	1.8	0.7	0.3	0.3	0.4
6th	2140	416	77.3	17.6	2.1	1.3	0.8	0.4	0.5
7th	1622	356	60.7	26.3	5.5	3.3	2.2	0.9	1.1
8th	1566	325	55.4	29.5	6.7	4.1	1.9	1.3	1.1
9th	1301	323	37.9	34.4	13.5	7.4	3.9	1.7	1.2
10th	1288	307	33.9	35.4	14.1	6.6	5.5	2.8	1.7
11th	1079	267	30.0	37.3	13.5	7.8	6.3	2.9	2.2
12th	928	230	32.9	32.5	15.2	8.3	6.9	2.2	2.0
Total	13907	2841	60.9	24.0	6.8	3.7	2.5	1.2	1.0

Table 3.70: Percent of Use – Heroin (opiates)

Grade Level	N of Valid	N of Miss	None	Less Than 5	5 to 15	16 to 25	26 to 50	51 to 75	76 to 100
4th	1741	224	87.4	10.6	1.0	0.4	0.4	0.1	0.1
5th	2240	395	85.3	11.3	1.6	0.6	0.3	0.2	0.6
6th	2128	428	79.5	16.2	1.9	1.0	0.7	0.4	0.3
7th	1626	352	65.0	23.9	4.9	2.9	1.6	0.9	0.9
8th	1567	324	59.8	27.6	5.4	2.9	1.8	1.2	1.3
9th	1310	314	44.7	33.7	9.8	6.1	3.1	1.5	1.2
10th	1282	313	39.2	35.2	10.4	5.9	5.1	2.3	2.0
11th	1079	267	37.3	37.9	10.5	5.6	4.3	2.2	2.2
12th	925	233	37.0	35.7	11.9	6.8	4.3	2.1	2.3
Total	13898	2850	64.4	23.3	5.3	3.0	2.0	1.0	1.0

Table 3.71: Percent of Use – Anabolic Steroids

Grade Level	N of Valid	N of Miss	None	Less Than 5	5 to 15	16 to 25	26 to 50	51 to 75	76 to 100
4th	1735	230	87.8	10.1	0.9	0.3	0.5	0.2	0.1
5th	2239	396	84.9	11.5	1.6	0.5	0.6	0.3	0.5
6th	2133	423	77.7	17.3	2.3	1.2	0.8	0.4	0.3
7th	1622	356	60.5	26.4	5.6	3.0	2.3	1.2	1.0
8th	1564	327	55.5	29.2	6.2	4.2	2.3	1.7	1.0
9th	1307	317	37.9	32.4	14.5	7.0	4.8	2.1	1.3
10th	1282	313	31.9	33.4	15.1	8.7	5.8	3.0	2.2
11th	1078	268	29.0	35.3	16.1	8.3	6.0	3.2	2.0
12th	923	235	31.6	32.6	14.7	9.8	6.3	2.6	2.4
Total	13883	2865	60.8	23.2	7.1	3.9	2.7	1.4	1.0

Table 3.72: Percent of Use – Ecstasy (MDMA)

Grade Level	N of Valid	N of Miss	None	Less Than 5	5 to 15	16 to 25	26 to 50	51 to 75	76 to 100
4th	1743	222	87.6	10.3	0.9	0.3	0.7	0.1	0.1
5th	2238	397	85.0	11.3	1.7	0.7	0.5	0.2	0.6
6th	2141	415	77.5	17.4	2.2	1.2	0.7	0.6	0.5
7th	1621	357	59.8	26.6	5.9	3.3	2.2	1.3	1.0
8th	1572	319	53.9	29.9	6.8	4.6	2.0	1.7	1.1
9th	1307	317	37.9	31.3	13.2	8.6	4.7	2.7	1.5
10th	1283	312	32.0	32.9	14.9	7.6	6.9	3.1	2.6
11th	1077	269	28.1	33.2	16.1	9.2	7.0	4.0	2.4
12th	921	237	29.4	31.5	14.8	11.3	6.1	4.3	2.6
Total	13903	2845	60.3	22.9	7.0	4.2	2.8	1.6	1.2

Table 3.73: Percent of Use – OxyContin

Grade Level	N of Valid	N of Miss	None	Less Than 5	5 to 15	16 to 25	26 to 50	51 to 75	76 to 100
4th	1736	229	87.8	10.3	1.0	0.2	0.5	0.0	0.2
5th	2232	403	85.1	11.6	1.6	0.6	0.4	0.3	0.5
6th	2124	432	78.2	17.2	2.1	1.0	0.8	0.4	0.4
7th	1617	361	62.4	26.3	4.8	3.2	1.7	0.7	0.9
8th	1552	339	58.0	28.7	5.0	3.5	1.7	1.7	1.4
9th	1306	318	42.0	32.5	11.1	7.4	3.8	1.9	1.4
10th	1280	315	36.3	34.8	12.4	5.5	5.5	3.0	2.5
11th	1066	280	32.6	36.2	13.1	7.0	5.3	3.3	2.4
12th	919	239	34.4	35.5	11.6	7.4	6.1	2.4	2.6
Total	13832	2916	62.7	23.5	5.8	3.3	2.3	1.3	1.1

3.7 When Does Your Child Use

Table 3.74: When Does Your Child Use Cigarettes

Grade Level	N of Valid	N of Miss	Do Not Use	Before School	During School	After School	Weeknights	Weekends
4th	1965	0	96.3	0.2	0.1	0.1	0.1	0.2
5th	2635	0	94.9	0.2	0.1	0.2	0.1	0.3
6th	2556	0	96.1	0.3	0.1	0.4	0.2	0.4
7th	1978	0	95.8	0.5	0.4	1.4	0.6	1.5
8th	1891	0	93.7	1.0	0.5	1.7	1.2	2.4
9th	1624	0	91.7	1.4	0.9	2.5	2.2	3.2
10th	1595	0	89.4	2.3	1.3	4.3	3.3	4.1
11th	1346	0	87.2	3.3	1.6	5.2	3.5	5.9
12th	1158	0	83.9	4.5	2.4	6.8	5.4	8.1
Total	16748	0	93.0	1.2	0.6	2.0	1.4	2.3

Table 3.75: When Does Your Child Use Smokeless Tobacco, Snuff, etc

Grade Level	N of Valid	N of Miss	Do Not Use	Before School	During School	After School	Weeknights	Weekends
4th	1965	0	96.3	0.1	0.0	0.1	0.1	0.0
5th	2635	0	95.2	0.1	0.1	0.2	0.1	0.1
6th	2556	0	96.4	0.2	0.1	0.2	0.2	0.4
7th	1978	0	96.5	0.3	0.4	0.6	0.4	0.8
8th	1891	0	95.3	0.9	0.6	1.1	0.8	1.2
9th	1624	0	94.6	0.4	0.5	0.7	0.7	1.3
10th	1595	0	92.7	1.2	1.1	1.8	1.2	1.8
11th	1346	0	91.9	0.7	0.7	1.6	1.0	1.5
12th	1158	0	91.2	1.2	1.0	1.7	1.3	1.1
Total	16748	0	94.8	0.5	0.4	0.8	0.5	0.8

Table 3.76: When Does Your Child Use Cigars

Grade Level	N of Valid	N of Miss	Do Not Use	Before School	During School	After School	Weeknights	Weekends
4th	1965	0	96.3	0.1	0.0	0.1	0.1	0.1
5th	2635	0	95.0	0.2	0.1	0.2	0.0	0.3
6th	2556	0	96.4	0.0	0.0	0.1	0.1	0.2
7th	1978	0	97.2	0.2	0.2	0.3	0.1	0.4
8th	1891	0	95.5	0.2	0.1	0.4	0.4	1.0
9th	1624	0	94.8	0.5	0.0	0.2	0.4	0.6
10th	1595	0	93.4	0.3	0.6	0.8	0.7	1.3
11th	1346	0	92.6	0.4	0.3	0.5	0.4	1.8
12th	1158	0	90.8	0.6	0.9	1.7	0.9	2.5
Total	16748	0	95.0	0.2	0.2	0.4	0.3	0.7

Table 3.77: When Does Your Child Use Beer

Grade Level	N of Valid	N of Miss	Do Not Use	Before School	During School	After School	Weeknights	Weekends
4th	1965	0	96.0	0.1	0.0	0.1	0.0	0.2
5th	2635	0	95.0	0.2	0.1	0.1	0.1	0.3
6th	2556	0	96.1	0.0	0.0	0.1	0.2	0.4
7th	1978	0	95.7	0.1	0.1	0.5	0.4	1.8
8th	1891	0	93.4	0.3	0.2	0.6	0.7	3.0
9th	1624	0	91.1	0.4	0.4	0.7	1.0	4.5
10th	1595	0	87.1	0.2	0.5	1.0	0.9	7.6
11th	1346	0	81.1	0.3	0.3	1.3	1.3	13.2
12th	1158	0	76.2	0.4	0.8	1.4	1.8	16.1
Total	16748	0	91.6	0.2	0.2	0.5	0.6	4.0

Table 3.78: When Does Your Child Use Wine Coolers

Grade Level	N of Valid	N of Miss	Do Not Use	Before School	During School	After School	Weeknights	Weekends
4th	1965	0	95.9	0.1	0.0	0.1	0.0	0.3
5th	2635	0	94.7	0.2	0.0	0.2	0.1	0.5
6th	2556	0	95.8	0.2	0.0	0.1	0.2	0.7
7th	1978	0	95.8	0.1	0.0	0.3	0.2	1.8
8th	1891	0	92.5	0.1	0.1	0.4	0.5	3.7
9th	1624	0	90.6	0.3	0.1	0.6	0.9	4.6
10th	1595	0	87.7	0.3	0.5	0.8	0.8	6.8
11th	1346	0	85.3	0.3	0.2	1.0	1.2	8.3
12th	1158	0	80.8	0.7	0.2	0.9	1.3	12.1
Total	16748	0	92.1	0.2	0.1	0.4	0.5	3.4

Table 3.79: When Does Your Child Use Liquor

Grade Level	N of Valid	N of Miss	Do Not Use	Before School	During School	After School	Weeknights	Weekends
4th	1965	0	95.8	0.1	0.0	0.1	0.0	0.1
5th	2635	0	95.3	0.2	0.0	0.1	0.0	0.2
6th	2556	0	96.2	0.1	0.0	0.1	0.1	0.4
7th	1978	0	96.4	0.1	0.1	0.2	0.3	1.2
8th	1891	0	94.6	0.2	0.1	0.3	0.4	1.8
9th	1624	0	92.0	0.4	0.2	0.6	0.9	3.4
10th	1595	0	89.7	0.3	0.8	0.6	0.7	4.8
11th	1346	0	84.2	0.1	0.2	1.0	1.0	9.7
12th	1158	0	80.2	0.3	0.6	0.9	1.3	12.6
Total	16748	0	92.8	0.2	0.2	0.4	0.4	2.9

Table 3.80: When Does Your Child Use Marijuana

Grade Level	N of Valid	N of Miss	Do Not Use	Before School	During School	After School	Weeknights	Weekends
4th	1965	0	96.1	0.1	0.0	0.1	0.1	0.0
5th	2635	0	95.1	0.1	0.1	0.1	0.0	0.2
6th	2556	0	96.3	0.1	0.0	0.1	0.1	0.3
7th	1978	0	96.8	0.2	0.1	0.4	0.4	0.8
8th	1891	0	94.9	0.2	0.2	0.6	0.4	1.6
9th	1624	0	93.0	0.6	0.2	0.8	0.8	2.3
10th	1595	0	91.4	0.6	0.7	1.1	0.8	3.2
11th	1346	0	89.7	0.7	0.7	1.2	1.5	4.2
12th	1158	0	86.9	1.2	1.2	2.0	1.8	6.3
Total	16748	0	94.0	0.3	0.3	0.6	0.5	1.6

Table 3.81: When Does Your Child Use Cocaine (crack, etc)

Grade Level	N of Valid	N of Miss	Do Not Use	Before School	During School	After School	Weeknights	Weekends
4th	1965	0	96.2	0.0	0.1	0.1	0.0	0.1
5th	2635	0	95.1	0.1	0.1	0.0	0.0	0.0
6th	2556	0	96.6	0.0	0.0	0.0	0.0	0.1
7th	1978	0	97.5	0.1	0.0	0.2	0.1	0.2
8th	1891	0	96.3	0.1	0.1	0.2	0.2	0.4
9th	1624	0	95.3	0.2	0.1	0.3	0.2	0.4
10th	1595	0	94.5	0.3	0.5	0.3	0.2	0.6
11th	1346	0	93.6	0.3	0.1	0.3	0.1	0.6
12th	1158	0	93.0	0.3	0.7	0.3	0.3	0.9
Total	16748	0	95.6	0.1	0.1	0.2	0.1	0.3

Table 3.82: When Does Your Child Use Uppers (stimulants)

Grade Level	N of Valid	N of Miss	Do Not Use	Before School	During School	After School	Weeknights	Weekends
4th	1965	0	96.0	0.1	0.1	0.1	0.1	0.1
5th	2635	0	95.1	0.1	0.1	0.1	0.1	0.0
6th	2556	0	96.8	0.1	0.0	0.1	0.1	0.1
7th	1978	0	97.3	0.0	0.1	0.1	0.2	0.3
8th	1891	0	96.2	0.1	0.0	0.2	0.1	0.4
9th	1624	0	95.1	0.4	0.0	0.2	0.2	0.4
10th	1595	0	94.3	0.3	0.6	0.1	0.3	0.7
11th	1346	0	93.2	0.4	0.4	0.1	0.1	0.5
12th	1158	0	93.5	0.5	0.6	0.3	0.2	0.6
Total	16748	0	95.5	0.2	0.2	0.1	0.1	0.3

Table 3.83: When Does Your Child Use Downers (depressants)

Grade Level	N of Valid	N of Miss	Do Not Use	Before School	During School	After School	Weeknights	Weekends
4th	1965	0	96.0	0.0	0.1	0.2	0.0	0.0
5th	2635	0	95.1	0.2	0.1	0.0	0.0	0.1
6th	2556	0	96.4	0.0	0.1	0.1	0.1	0.1
7th	1978	0	97.2	0.1	0.0	0.1	0.1	0.2
8th	1891	0	96.2	0.2	0.1	0.2	0.1	0.2
9th	1624	0	95.1	0.1	0.1	0.2	0.2	0.4
10th	1595	0	94.2	0.3	0.5	0.2	0.3	0.5
11th	1346	0	92.8	0.4	0.4	0.4	0.2	0.6
12th	1158	0	93.3	0.3	0.8	0.3	0.2	0.6
Total	16748	0	95.4	0.2	0.2	0.2	0.1	0.2

Table 3.84: When Does Your Child Use Inhalants (glue, etc)

Grade Level	N of Valid	N of Miss	Do Not Use	Before School	During School	After School	Weeknights	Weekends
4th	1965	0	96.1	0.1	0.1	0.1	0.0	0.1
5th	2635	0	95.0	0.1	0.2	0.1	0.0	0.1
6th	2556	0	96.4	0.0	0.1	0.0	0.0	0.2
7th	1978	0	97.1	0.1	0.3	0.2	0.2	0.3
8th	1891	0	96.1	0.2	0.4	0.3	0.2	0.5
9th	1624	0	95.5	0.3	0.2	0.1	0.2	0.2
10th	1595	0	94.5	0.1	0.5	0.2	0.3	0.3
11th	1346	0	93.5	0.2	0.4	0.3	0.2	0.4
12th	1158	0	93.4	0.3	0.5	0.4	0.5	0.4
Total	16748	0	95.5	0.1	0.3	0.2	0.1	0.2

Table 3.85: When Does Your Child Use Hallucinogens (PCP, LSD, etc)

Grade Level	N of Valid	N of Miss	Do Not Use	Before School	During School	After School	Weeknights	Weekends
4th	1965	0	96.0	0.1	0.0	0.1	0.1	0.0
5th	2635	0	95.1	0.1	0.0	0.1	0.0	0.1
6th	2556	0	96.5	0.0	0.0	0.1	0.0	0.2
7th	1978	0	97.2	0.0	0.1	0.1	0.2	0.2
8th	1891	0	96.1	0.1	0.1	0.1	0.1	0.3
9th	1624	0	95.4	0.2	0.0	0.1	0.1	0.2
10th	1595	0	94.6	0.1	0.4	0.3	0.2	0.3
11th	1346	0	93.4	0.3	0.3	0.2	0.1	0.4
12th	1158	0	92.9	0.5	0.5	0.2	0.2	0.7
Total	16748	0	95.5	0.1	0.1	0.1	0.1	0.2

Table 3.86: When Does Your Child Use Heroin (opiates)

Grade Level	N of Valid	N of Miss	Do Not Use	Before School	During School	After School	Weeknights	Weekends
4th	1965	0	96.0	0.0	0.0	0.1	0.0	0.1
5th	2635	0	95.1	0.1	0.2	0.0	0.0	0.0
6th	2556	0	96.5	0.0	0.0	0.0	0.0	0.1
7th	1978	0	97.3	0.1	0.1	0.1	0.1	0.2
8th	1891	0	96.2	0.1	0.0	0.0	0.2	0.3
9th	1624	0	95.6	0.1	0.1	0.1	0.1	0.2
10th	1595	0	94.4	0.2	0.6	0.3	0.3	0.2
11th	1346	0	93.9	0.3	0.1	0.1	0.1	0.2
12th	1158	0	93.1	0.3	0.3	0.6	0.0	0.5
Total	16748	0	95.6	0.1	0.1	0.1	0.1	0.2

Table 3.87: When Does Your Child Use Anabolic Steroids

Grade Level	N of Valid	N of Miss	Do Not Use	Before School	During School	After School	Weeknights	Weekends
4th	1965	0	96.1	0.0	0.1	0.1	0.1	0.1
5th	2635	0	95.1	0.1	0.1	0.1	0.1	0.1
6th	2556	0	96.4	0.1	0.0	0.1	0.0	0.1
7th	1978	0	96.9	0.1	0.1	0.1	0.2	0.3
8th	1891	0	96.2	0.3	0.1	0.3	0.2	0.3
9th	1624	0	95.3	0.4	0.1	0.1	0.2	0.2
10th	1595	0	94.5	0.4	0.5	0.3	0.3	0.3
11th	1346	0	93.2	0.3	0.4	0.3	0.1	0.4
12th	1158	0	93.2	0.5	0.3	0.3	0.3	0.3
Total	16748	0	95.4	0.2	0.1	0.2	0.1	0.2

Table 3.88: When Does Your Child Use Ecstasy (MDMA)

Grade Level	N of Valid	N of Miss	Do Not Use	Before School	During School	After School	Weeknights	Weekends
4th	1965	0	96.0	0.0	0.0	0.1	0.1	0.0
5th	2635	0	95.0	0.0	0.1	0.1	0.0	0.0
6th	2556	0	96.4	0.1	0.0	0.0	0.0	0.1
7th	1978	0	97.3	0.1	0.1	0.1	0.1	0.2
8th	1891	0	95.8	0.1	0.1	0.1	0.2	0.6
9th	1624	0	94.8	0.2	0.1	0.1	0.1	0.4
10th	1595	0	94.2	0.3	0.8	0.3	0.2	0.5
11th	1346	0	93.1	0.3	0.1	0.4	0.1	0.8
12th	1158	0	92.7	0.3	0.4	0.4	0.2	0.7
Total	16748	0	95.3	0.1	0.2	0.1	0.1	0.3

Table 3.89: When Does Your Child Use OxyContin

Grade Level	N of Valid	N of Miss	Do Not Use	Before School	During School	After School	Weeknights	Weekends
4th	1965	0	95.8	0.1	0.0	0.1	0.1	0.0
5th	2635	0	94.7	0.1	0.0	0.1	0.0	0.0
6th	2556	0	96.2	0.0	0.0	0.0	0.0	0.1
7th	1978	0	96.9	0.2	0.1	0.2	0.3	0.2
8th	1891	0	96.0	0.1	0.1	0.1	0.1	0.4
9th	1624	0	94.7	0.3	0.2	0.3	0.2	0.3
10th	1595	0	93.9	0.4	0.4	0.3	0.3	0.4
11th	1346	0	92.7	0.3	0.1	0.2	0.2	0.4
12th	1158	0	92.6	0.3	0.6	0.2	0.4	0.3
Total	16748	0	95.1	0.2	0.1	0.1	0.1	0.2

3.8 How Easy Is It For Students In Your Child's Grade To Get

Table 3.90: How Easy Is It For Students In Your Child's Grade To Get Cigarettes

Grade Level	N of Valid	N of Miss	Can't Get	Fairly Hard	Fairly Easy	Very Easy	Don't Know
4th	1861	104	36.0	18.6	16.2	7.6	21.6
5th	2474	161	29.0	18.1	19.8	10.1	23.0
6th	2419	137	20.6	18.2	24.7	13.4	23.0
7th	1890	88	12.1	13.0	29.8	23.0	22.1
8th	1799	92	8.5	12.3	30.2	30.3	18.7
9th	1518	106	7.8	8.4	31.2	38.9	13.6
10th	1490	105	6.2	6.1	27.8	46.8	13.2
11th	1255	91	5.0	4.6	26.4	52.2	11.8
12th	1087	71	4.0	5.0	22.9	56.6	11.5
Total	15793	955	16.4	12.9	25.1	26.9	18.7

Table 3.91: How Easy Is It For Students In Your Child's Grade To Get Smokeless Tobacco, Snuff, etc

Grade Level	N of Valid	N of Miss	Can't Get	Fairly Hard	Fairly Easy	Very Easy	Don't Know
4th	1864	101	39.5	18.5	14.1	5.6	22.3
5th	2475	160	32.6	17.5	17.5	8.4	23.9
6th	2424	132	23.6	17.9	22.6	11.1	25.0
7th	1886	92	15.0	13.8	26.5	19.2	25.5
8th	1791	100	10.9	12.8	28.0	26.1	22.1
9th	1512	112	9.7	8.5	29.1	34.7	18.0
10th	1482	113	7.6	7.2	26.4	40.8	18.0
11th	1245	101	5.6	5.9	26.3	44.6	17.7
12th	1085	73	4.2	5.7	22.5	49.7	17.9
Total	15764	984	18.8	13.1	23.1	23.1	21.8

Table 3.92: How Easy Is It For Students In Your Child's Grade To Get Cigars

Grade Level	N of Valid	N of Miss	Can't Get	Fairly Hard	Fairly Easy	Very Easy	Don't Know
4th	1853	112	41.8	19.8	11.0	4.3	23.2
5th	2466	169	35.2	19.0	15.3	5.8	24.7
6th	2416	140	26.1	20.9	18.3	8.1	26.6
7th	1876	102	17.0	17.6	23.5	13.9	28.1
8th	1786	105	12.9	15.8	27.3	18.9	25.1
9th	1503	121	10.8	12.4	28.3	26.4	22.1
10th	1476	119	8.0	10.1	27.9	34.2	19.8
11th	1247	99	6.3	7.2	27.2	38.9	20.4
12th	1085	73	4.8	7.6	23.1	46.0	18.5
Total	15708	1040	20.6	15.7	21.5	18.5	23.8

Table 3.93: How Easy Is It For Students In Your Child's Grade To Get Beer

Grade Level	N of Valid	N of Miss	Can't Get	Fairly Hard	Fairly Easy	Very Easy	Don't Know
4th	1857	108	42.3	19.8	11.0	4.5	22.5
5th	2465	170	34.4	19.8	15.9	6.8	23.1
6th	2416	140	26.8	21.2	18.1	9.0	24.8
7th	1887	91	15.8	17.6	26.2	15.5	24.8
8th	1792	99	11.8	16.7	28.1	22.5	20.9
9th	1506	118	10.4	12.8	31.4	29.7	15.6
10th	1480	115	7.5	9.3	31.6	36.3	15.3
11th	1244	102	5.6	6.9	31.8	43.2	12.5
12th	1089	69	4.7	8.6	26.8	46.4	13.5
Total	15736	1012	20.2	16.0	23.3	20.3	20.3

Table 3.94: How Easy Is It For Students In Your Child's Grade To Get Wine Coolers

Grade Level	N of Valid	N of Miss	Can't Get	Fairly Hard	Fairly Easy	Very Easy	Don't Know
4th	1857	108	43.8	19.0	10.3	4.0	22.9
5th	2467	168	35.8	19.5	15.0	6.2	23.6
6th	2416	140	28.2	21.0	16.9	8.3	25.5
7th	1886	92	17.0	18.8	24.5	13.5	26.2
8th	1792	99	12.7	17.7	27.0	20.7	21.9
9th	1505	119	11.0	13.4	30.2	28.4	16.9
10th	1478	117	8.1	9.5	30.6	34.8	17.1
11th	1251	95	6.4	8.1	30.5	40.5	14.5
12th	1087	71	5.0	8.6	25.7	45.6	15.2
Total	15739	1009	21.2	16.2	22.1	19.0	21.4

Table 3.95: How Easy Is It For Students In Your Child's Grade To Get Liquor

Grade Level	N of Valid	N of Miss	Can't Get	Fairly Hard	Fairly Easy	Very Easy	Don't Know
4th	1852	113	45.6	19.2	9.0	3.3	22.9
5th	2464	171	37.7	20.4	12.8	5.0	24.1
6th	2412	144	30.2	22.1	14.8	7.3	25.6
7th	1879	99	18.6	21.8	20.8	11.9	26.9
8th	1789	102	14.8	19.1	25.2	17.8	23.2
9th	1505	119	12.5	17.9	27.0	24.4	18.2
10th	1479	116	9.1	13.5	29.3	30.6	17.5
11th	1248	98	6.9	13.8	28.4	35.3	15.6
12th	1087	71	6.3	13.2	26.0	38.6	15.9
Total	15715	1033	22.9	18.6	20.1	16.4	22.0

Table 3.96: How Easy Is It For Students In Your Child's Grade To Get Marijuana

Grade Level	N of Valid	N of Miss	Can't Get	Fairly Hard	Fairly Easy	Very Easy	Don't Know
4th	1856	109	48.4	18.4	6.7	2.5	24.1
5th	2468	167	40.0	20.2	9.9	4.3	25.6
6th	2411	145	30.8	21.8	13.0	5.9	28.5
7th	1883	95	18.1	20.9	20.1	10.8	30.1
8th	1788	103	14.0	19.5	24.6	16.1	25.8
9th	1495	129	11.8	15.7	25.7	24.7	22.1
10th	1485	110	8.6	11.4	29.4	29.7	20.9
11th	1246	100	7.3	10.0	29.8	33.8	19.1
12th	1085	73	7.2	10.3	25.6	36.7	20.2
Total	15717	1031	23.5	17.5	18.9	15.4	24.8

Table 3.97: How Easy Is It For Students In Your Child's Grade To Get Cocaine (crack, etc)

Grade Level	N of Valid	N of Miss	Can't Get	Fairly Hard	Fairly Easy	Very Easy	Don't Know
4th	1856	109	52.6	17.1	4.1	1.7	24.4
5th	2456	179	44.8	19.6	5.9	2.6	27.1
6th	2407	149	36.0	21.9	7.3	4.2	30.6
7th	1886	92	23.9	24.7	11.0	5.4	35.0
8th	1786	105	20.0	25.0	15.2	7.6	32.2
9th	1498	126	14.8	23.6	18.8	11.8	31.1
10th	1478	117	12.7	22.2	19.4	14.6	31.2
11th	1242	104	11.4	21.3	21.5	15.2	30.7
12th	1083	75	10.8	17.2	20.3	18.2	33.5
Total	15692	1056	28.2	21.5	12.3	7.7	30.3

Table 3.98: How Easy Is It For Students In Your Child's Grade To Get Uppers (stimulants)

Grade Level	N of Valid	N of Miss	Can't Get	Fairly Hard	Fairly Easy	Very Easy	Don't Know
4th	1858	107	53.3	16.7	3.8	1.2	24.9
5th	2457	178	45.6	19.5	5.5	1.9	27.5
6th	2414	142	36.3	21.5	7.6	3.6	31.0
7th	1887	91	24.4	23.0	11.4	4.7	36.5
8th	1782	109	20.6	24.1	14.9	7.1	33.4
9th	1499	125	15.3	21.1	19.7	10.8	33.0
10th	1478	117	14.2	21.0	18.6	12.9	33.2
11th	1239	107	11.4	19.7	21.4	14.3	33.3
12th	1081	77	11.2	16.2	19.2	16.4	37.0
Total	15695	1053	28.8	20.5	12.2	6.9	31.7

Table 3.99: How Easy Is It For Students In Your Child's Grade To Get Downers (depressants)

Grade Level	N of Valid	N of Miss	Can't Get	Fairly Hard	Fairly Easy	Very Easy	Don't Know
4th	1851	114	53.3	16.7	3.8	1.2	25.0
5th	2462	173	45.2	19.4	5.6	2.3	27.5
6th	2404	152	36.1	21.4	7.6	3.5	31.3
7th	1881	97	24.6	23.3	10.7	4.5	36.8
8th	1780	111	20.6	24.3	14.2	7.5	33.4
9th	1492	132	14.9	22.1	19.3	10.9	32.8
10th	1476	119	14.0	21.1	18.7	13.1	33.1
11th	1237	109	11.4	20.0	21.6	14.0	33.1
12th	1083	75	10.6	16.3	20.0	15.5	37.6
Total	15666	1082	28.6	20.7	12.1	6.9	31.7

Table 3.100: How Easy Is It For Students In Your Child's Grade To Get Inhalants (glue, etc)

Grade Level	N of Valid	N of Miss	Can't Get	Fairly Hard	Fairly Easy	Very Easy	Don't Know
4th	1846	119	49.2	14.5	6.2	6.2	23.8
5th	2462	173	40.8	15.2	9.1	8.8	26.2
6th	2408	148	32.3	16.5	10.8	11.0	29.4
7th	1882	96	20.7	16.7	13.2	16.5	32.9
8th	1778	113	18.1	17.0	14.3	21.2	29.4
9th	1492	132	13.7	15.8	16.5	25.3	28.7
10th	1476	119	12.9	14.6	18.5	25.1	29.0
11th	1234	112	10.4	12.5	19.8	29.0	28.4
12th	1084	74	10.8	11.5	17.4	27.6	32.7
Total	15662	1086	25.8	15.2	13.1	17.2	28.7

Table 3.101: How Easy Is It For Students In Your Child's Grade To Get Hallucinogens (PCP, LSD, etc)

Grade Level	N of Valid	N of Miss	Can't Get	Fairly Hard	Fairly Easy	Very Easy	Don't Know
4th	1852	113	53.6	16.9	3.1	1.1	25.4
5th	2462	173	46.5	19.6	4.2	1.7	28.0
6th	2408	148	38.0	21.4	6.0	2.7	31.9
7th	1880	98	26.0	24.4	8.0	3.1	38.5
8th	1779	112	22.8	26.0	10.1	5.1	36.1
9th	1493	131	16.3	25.5	14.5	8.0	35.8
10th	1471	124	16.0	22.4	15.8	9.9	36.0
11th	1236	110	13.3	22.7	16.6	10.6	36.8
12th	1080	78	12.4	18.2	15.5	13.6	40.3
Total	15661	1087	30.1	21.8	9.3	5.2	33.5

Table 3.102: How Easy Is It For Students In Your Child's Grade To Get Heroin (opiates)

Grade Level	N of Valid	N of Miss	Can't Get	Fairly Hard	Fairly Easy	Very Easy	Don't Know
4th	1854	111	54.2	16.9	2.5	0.9	25.5
5th	2458	177	47.4	19.3	4.1	1.5	27.7
6th	2402	154	38.8	21.2	5.3	2.2	32.4
7th	1883	95	26.8	24.0	7.7	2.9	38.7
8th	1782	109	24.5	25.6	8.9	4.5	36.5
9th	1495	129	17.5	27.6	11.8	6.8	36.3
10th	1474	121	17.2	24.5	12.6	8.7	37.0
11th	1237	109	14.3	24.7	13.8	9.1	38.1
12th	1074	84	14.0	19.5	14.2	11.5	40.9
Total	15659	1089	31.2	22.3	8.1	4.5	33.9

Table 3.103: How Easy Is It For Students In Your Child's Grade To Get Anabolic Steroids

Grade Level	N of Valid	N of Miss	Can't Get	Fairly Hard	Fairly Easy	Very Easy	Don't Know
4th	1852	113	53.5	16.7	2.8	1.3	25.6
5th	2456	179	46.7	19.0	4.6	1.9	27.8
6th	2406	150	37.5	21.2	6.2	2.7	32.3
7th	1879	99	25.2	22.9	9.6	3.4	38.9
8th	1782	109	22.1	24.3	11.5	6.3	35.8
9th	1497	127	16.1	23.6	15.5	9.6	35.2
10th	1475	120	15.6	20.9	16.6	11.3	35.7
11th	1239	107	12.9	21.4	17.3	12.0	36.4
12th	1080	78	12.4	16.3	18.1	13.8	39.4
Total	15666	1082	29.8	20.8	10.1	5.9	33.4

Table 3.104: How Easy Is It For Students In Your Child's Grade To Get Ecstasy (MDMA)

Grade Level	N of Valid	N of Miss	Can't Get	Fairly Hard	Fairly Easy	Very Easy	Don't Know
4th	1850	115	53.7	16.6	3.2	1.1	25.2
5th	2462	173	46.3	19.1	4.5	2.1	28.0
6th	2404	152	37.8	20.5	6.7	3.0	32.0
7th	1883	95	25.8	21.9	10.0	3.8	38.4
8th	1774	117	22.3	22.7	13.6	6.3	35.1
9th	1495	129	16.1	22.6	17.1	10.2	34.0
10th	1473	122	15.0	19.1	18.1	13.1	34.7
11th	1234	112	12.2	19.9	18.8	12.9	36.3
12th	1078	80	11.8	15.5	17.4	16.3	39.0
Total	15653	1095	29.8	19.9	10.9	6.4	33.0

Table 3.105: How Easy Is It For Students In Your Child's Grade To Get OxyContin

Grade Level	N of Valid	N of Miss	Can't Get	Fairly Hard	Fairly Easy	Very Easy	Don't Know
4th	1850	115	54.1	16.6	2.7	0.9	25.7
5th	2448	187	46.7	19.1	4.1	1.7	28.5
6th	2386	170	37.6	20.9	6.0	2.7	32.7
7th	1869	109	26.5	22.2	8.8	3.6	39.0
8th	1770	121	23.2	24.1	10.1	5.8	36.8
9th	1489	135	17.0	24.2	13.7	8.8	36.3
10th	1465	130	16.2	21.7	14.2	11.2	36.7
11th	1228	118	13.4	21.5	16.0	11.4	37.7
12th	1072	86	13.0	16.7	15.6	14.1	40.7
Total	15577	1171	30.4	20.8	9.1	5.6	34.1

3.9 Effectiveness of Solutions

Table 3.106: School-based Education About The Harmful Effects Of Drug And Alcohol Use

Grade Level	N of Valid	N of Miss	1 - Not Effective	2	3	4	5 - Very Effective
4th	1849	116	4.3	6.4	24.1	25.4	39.8
5th	2446	189	5.0	6.7	23.9	23.5	40.9
6th	2402	154	5.2	8.3	26.3	24.4	35.8
7th	1889	89	5.6	9.7	29.3	26.0	29.3
8th	1812	79	6.6	10.7	31.1	24.8	26.9
9th	1525	99	6.9	13.4	32.0	24.4	23.3
10th	1510	85	7.9	13.3	35.2	23.2	20.4
11th	1249	97	7.0	13.3	34.6	23.5	21.7
12th	1082	76	8.6	13.6	33.5	24.6	19.7
Total	15764	984	6.1	10.0	29.1	24.4	30.4

Table 3.107: Religious Institutions Providing Drug Education To Young People

Grade Level	N of Valid	N of Miss	1 - Not Effective	2	3	4	5 - Very Effective
4th	1843	122	5.5	7.5	24.1	25.8	37.1
5th	2429	206	5.9	7.7	24.7	24.7	37.0
6th	2407	149	7.1	9.2	23.8	24.5	35.4
7th	1883	95	6.4	10.5	26.0	26.3	30.7
8th	1797	94	8.6	12.4	27.4	24.5	27.0
9th	1514	110	7.3	12.8	27.5	26.0	26.4
10th	1496	99	9.1	12.2	30.9	23.7	24.1
11th	1250	96	7.5	13.8	31.7	24.3	22.7
12th	1084	74	9.4	12.9	30.5	24.8	22.3
Total	15703	1045	7.2	10.6	26.8	25.0	30.5

Table 3.108: Parents Providing Drug Education To Their Children

Grade Level	N of Valid	N of Miss	1 - Not Effective	2	3	4	5 - Very Effective
4th	1852	113	3.0	4.0	15.3	22.9	54.7
5th	2450	185	3.5	4.0	15.3	23.4	53.8
6th	2413	143	4.4	4.6	15.9	22.6	52.5
7th	1894	84	3.8	5.1	16.9	26.7	47.6
8th	1804	87	4.4	7.3	17.4	26.7	44.3
9th	1528	96	5.0	6.7	18.3	26.4	43.5
10th	1503	92	5.1	8.8	20.2	26.7	39.3
11th	1260	86	4.0	7.3	20.9	27.9	39.8
12th	1086	72	5.3	6.9	22.7	26.1	39.0
Total	15790	958	4.2	5.8	17.5	25.1	47.4

Table 3.109: Parents Taking Responsibility For Their Children's Use Of Drugs And Alcohol

Grade Level	N of Valid	N of Miss	1 - Not Effective	2	3	4	5 - Very Effective
4th	1849	116	5.0	6.0	16.2	20.4	52.4
5th	2445	190	6.1	6.3	14.6	20.2	52.8
6th	2406	150	6.6	6.7	16.0	18.5	52.3
7th	1885	93	6.3	6.4	17.7	20.8	48.9
8th	1801	90	6.5	8.3	17.0	21.5	46.7
9th	1514	110	7.2	7.7	16.2	20.5	48.4
10th	1494	101	8.2	9.1	19.1	21.3	42.3
11th	1252	94	7.3	8.1	17.0	22.3	45.2
12th	1079	79	7.7	8.4	19.9	21.8	42.2
Total	15725	1023	6.6	7.2	16.8	20.6	48.8

Table 3.110: News Media In Keeping Parents/Public Informed About Student Drug Use And Violence

Grade Level	N of Valid	N of Miss	1 - Not Effective	2	3	4	5 - Very Effective
4th	1858	107	5.2	7.8	23.8	25.9	37.2
5th	2443	192	5.6	7.4	22.7	25.3	39.1
6th	2404	152	6.4	8.4	24.6	25.1	35.5
7th	1892	86	6.4	9.1	27.6	25.4	31.6
8th	1798	93	6.6	10.3	28.3	26.0	28.9
9th	1514	110	6.4	12.3	26.6	27.3	27.5
10th	1501	94	8.1	12.1	29.9	25.5	24.5
11th	1255	91	6.1	12.0	31.7	26.4	23.8
12th	1079	79	7.0	11.3	29.2	28.1	24.5
Total	15744	1004	6.3	9.7	26.6	25.9	31.5

Table 3.111: Schools In Keeping Parents/Public Informed About Student Drug Use And Violence

Grade Level	N of Valid	N of Miss	1 - Not Effective	2	3	4	5 - Very Effective
4th	1855	110	5.5	6.7	19.9	26.2	41.6
5th	2445	190	5.5	7.2	18.9	24.9	43.5
6th	2407	149	7.4	8.4	20.3	23.8	40.0
7th	1886	92	7.3	9.3	22.3	26.1	34.9
8th	1801	90	8.4	9.7	24.4	24.7	32.8
9th	1518	106	8.6	10.7	23.1	26.6	31.0
10th	1502	93	8.9	11.6	26.1	25.8	27.7
11th	1253	93	7.0	11.8	25.9	25.5	29.8
12th	1081	77	8.1	12.9	23.4	26.9	28.7
Total	15748	1000	7.3	9.4	22.2	25.5	35.7

Table 3.112: Police In Keeping Parents/Public Informed About Student Drug Use And Violence

Grade Level	N of Valid	N of Miss	1 - Not Effective	2	3	4	5 - Very Effective
4th	1851	114	6.0	9.1	22.3	25.8	36.8
5th	2439	196	7.2	8.2	21.3	23.8	39.4
6th	2394	162	8.1	10.3	22.5	23.3	35.8
7th	1881	97	8.3	11.1	23.1	25.1	32.3
8th	1802	89	9.8	11.5	24.8	23.6	30.2
9th	1518	106	9.5	11.7	25.4	24.5	28.9
10th	1500	95	9.2	14.5	27.5	22.0	26.8
11th	1249	97	8.7	11.7	27.5	24.4	27.6
12th	1082	76	9.5	13.9	25.9	24.7	26.1
Total	15716	1032	8.3	11.0	24.0	24.1	32.6

Table 3.113: Support By Civic And Service Organizations For Drug, Alcohol And Violence Prevention Activities

Grade Level	N of Valid	N of Miss	1 - Not Effective	2	3	4	5 - Very Effective
4th	1833	132	5.1	8.6	26.2	27.0	33.1
5th	2414	221	6.5	8.9	25.8	25.4	33.3
6th	2387	169	7.5	10.9	26.5	24.8	30.3
7th	1863	115	7.0	12.3	29.5	24.9	26.2
8th	1793	98	9.3	12.3	31.3	23.7	23.4
9th	1511	113	8.3	13.1	30.5	26.0	22.0
10th	1494	101	8.4	14.2	33.7	23.8	19.9
11th	1247	99	8.2	13.0	33.4	25.9	19.5
12th	1069	89	8.7	14.3	31.2	25.1	20.8
Total	15611	1137	7.5	11.6	29.2	25.2	26.5

Table 3.114: Parents Involved In Drug, Alcohol And Violence Prevention

Grade Level	N of Valid	N of Miss	1 - Not Effective	2	3	4	5 - Very Effective
4th	1840	125	4.8	6.8	17.8	22.9	47.7
5th	2426	209	5.7	6.8	17.6	23.2	46.7
6th	2395	161	6.3	7.1	19.0	22.2	45.3
7th	1875	103	5.9	7.1	20.7	23.5	42.7
8th	1802	89	6.7	9.0	21.8	22.8	39.7
9th	1510	114	6.3	8.2	20.5	26.8	38.3
10th	1486	109	7.9	10.4	23.7	24.2	33.8
11th	1248	98	5.7	9.2	23.4	25.8	35.9
12th	1074	84	6.9	10.2	23.6	25.4	33.9
Total	15656	1092	6.2	8.0	20.4	23.8	41.5

Table 3.115: Work Of Community Coalition In Keeping Young People Drug-Free

Grade Level	N of Valid	N of Miss	1 - Not Effective	2	3	4	5 - Very Effective
4th	1839	126	6.9	8.5	24.6	26.2	33.8
5th	2416	219	6.3	8.5	23.7	25.3	36.2
6th	2375	181	7.5	9.5	26.1	23.1	33.8
7th	1860	118	7.6	11.1	26.3	26.6	28.4
8th	1777	114	9.3	11.8	30.2	23.2	25.5
9th	1499	125	8.7	11.7	29.7	26.8	23.1
10th	1485	110	8.2	15.9	31.4	23.4	21.1
11th	1242	104	7.8	13.0	31.8	26.2	21.2
12th	1066	92	9.1	14.1	31.3	24.1	21.4
Total	15559	1189	7.8	11.1	27.7	25.0	28.5

Table 3.116: Training Programs For Teachers And Other Professionals In The Community

Grade Level	N of Valid	N of Miss	1 - Not Effective	2	3	4	5 - Very Effective
4th	1839	126	7.1	7.4	23.5	27.4	34.6
5th	2413	222	6.5	8.3	24.4	24.2	36.5
6th	2376	180	7.7	8.5	26.5	24.6	32.6
7th	1863	115	7.7	11.1	25.8	25.9	29.6
8th	1779	112	7.7	12.4	28.3	25.6	26.0
9th	1498	126	8.4	13.6	26.6	26.4	25.0
10th	1483	112	8.6	14.2	31.4	24.3	21.6
11th	1231	115	7.8	13.5	30.1	27.5	21.0
12th	1054	104	8.3	14.2	30.1	25.7	21.6
Total	15536	1212	7.6	10.9	27.0	25.6	28.9

Table 3.117: Student Action Groups' Involvement In The Prevention Of Drug Use And Violence

Grade Level	N of Valid	N of Miss	1 - Not Effective	2	3	4	5 - Very Effective
4th	1829	136	6.3	7.4	21.9	26.9	37.6
5th	2408	227	6.0	7.7	21.8	26.0	38.5
6th	2366	190	6.9	8.1	23.5	24.9	36.6
7th	1865	113	6.1	9.9	24.5	26.0	33.6
8th	1780	111	8.4	10.7	25.6	25.7	29.5
9th	1496	128	8.0	10.1	25.0	28.7	28.2
10th	1485	110	7.1	12.7	28.9	26.5	24.8
11th	1229	117	6.8	12.5	26.8	28.0	25.9
12th	1059	99	7.7	12.7	26.0	29.2	24.5
Total	15517	1231	7.0	9.8	24.5	26.6	32.2

Table 3.118: After School Activities For Young People At School

Grade Level	N of Valid	N of Miss	1 - Not Effective	2	3	4	5 - Very Effective
4th	1831	134	6.8	6.8	17.3	23.6	45.4
5th	2397	238	7.5	6.3	18.1	23.2	44.9
6th	2363	193	8.6	8.2	19.8	22.7	40.6
7th	1866	112	7.4	7.9	20.0	24.6	40.0
8th	1776	115	8.7	9.0	21.5	23.3	37.6
9th	1500	124	7.7	8.9	21.3	24.5	37.6
10th	1489	106	7.7	10.1	22.8	25.6	33.8
11th	1235	111	7.4	9.4	22.5	28.5	32.2
12th	1066	92	7.5	10.3	23.0	26.9	32.3
Total	15523	1225	7.7	8.3	20.3	24.4	39.2

Table 3.119: After School Activities For Young People In The Community

Grade Level	N of Valid	N of Miss	1 - Not Effective	2	3	4	5 - Very Effective
4th	1844	121	7.7	7.6	17.4	23.5	43.8
5th	2434	201	7.6	6.9	19.9	22.7	42.9
6th	2382	174	9.2	8.9	19.7	22.8	39.4
7th	1880	98	9.0	9.4	20.2	22.8	38.5
8th	1788	103	9.6	9.8	21.5	23.3	35.8
9th	1502	122	9.1	10.2	20.4	25.3	35.0
10th	1490	105	8.3	11.9	23.4	24.2	32.3
11th	1243	103	9.1	9.8	23.7	26.5	30.8
12th	1079	79	8.4	12.9	23.8	23.4	31.5
Total	15642	1106	8.6	9.4	20.7	23.6	37.6

Table 3.120: Early Help Programs For Students Who Are Beginning Drug And Alcohol Use

Grade Level	N of Valid	N of Miss	1 - Not Effective	2	3	4	5 - Very Effective
4th	1834	131	7.8	7.7	20.7	22.8	41.0
5th	2406	229	8.7	8.1	18.5	23.9	40.8
6th	2363	193	9.8	8.9	21.5	21.2	38.6
7th	1862	116	7.6	11.1	20.4	24.0	37.0
8th	1777	114	9.4	10.8	23.6	22.3	33.8
9th	1498	126	10.3	9.5	22.3	25.0	32.8
10th	1478	117	8.9	12.7	25.1	23.5	29.8
11th	1234	112	6.9	12.4	25.4	26.7	28.5
12th	1063	95	8.2	13.1	26.1	23.9	28.8
Total	15515	1233	8.7	10.1	22.1	23.5	35.6

Table 3.121: Treatment For Students Who Are Drug And/or Alcohol Dependent

Grade Level	N of Valid	N of Miss	1 - Not Effective	2	3	4	5 - Very Effective
4th	1819	146	7.4	7.5	20.4	24.4	40.3
5th	2392	243	8.4	7.7	20.4	22.9	40.7
6th	2358	198	9.2	9.1	22.7	20.9	38.0
7th	1861	117	7.7	10.6	22.9	22.1	36.7
8th	1771	120	8.5	10.3	25.1	22.6	33.4
9th	1483	141	9.0	10.9	22.1	23.6	34.3
10th	1474	121	9.2	10.9	26.3	23.3	30.3
11th	1226	120	8.1	11.0	25.0	25.4	30.5
12th	1055	103	7.6	11.4	28.4	22.8	29.8
Total	15439	1309	8.4	9.7	23.2	22.9	35.8

Table 3.122: Fund-raising To Provide Resources For School/Community Prevention Programs

Grade Level	N of Valid	N of Miss	1 - Not Effective	2	3	4	5 - Very Effective
4th	1818	147	9.8	10.5	25.4	24.1	30.3
5th	2399	236	10.6	10.7	25.1	22.2	31.3
6th	2346	210	12.4	12.5	27.9	19.1	28.2
7th	1852	126	10.9	14.3	27.7	23.0	24.2
8th	1762	129	12.0	15.8	30.0	19.2	22.9
9th	1480	144	13.0	14.3	30.1	21.9	20.7
10th	1461	134	13.9	18.4	31.4	17.7	18.6
11th	1219	127	12.7	16.7	30.9	22.6	17.1
12th	1055	103	11.9	17.1	34.1	19.2	17.6
Total	15392	1356	11.8	13.9	28.6	21.1	24.6

Table 3.123: Laws Prohibiting Use Of Alcohol By Minors

Grade Level	N of Valid	N of Miss	1 - Not Effective	2	3	4	5 - Very Effective
4th	1841	124	6.9	8.6	21.0	20.8	42.6
5th	2423	212	7.1	8.1	20.3	20.5	44.0
6th	2383	173	8.6	10.2	21.6	18.3	41.3
7th	1872	106	9.6	12.6	21.4	20.1	36.4
8th	1779	112	10.2	11.7	24.5	20.2	33.4
9th	1500	124	10.1	14.6	24.0	20.5	30.9
10th	1495	100	12.7	15.6	25.9	17.2	28.6
11th	1244	102	12.3	14.3	26.3	19.1	28.1
12th	1071	87	12.8	14.5	25.9	20.3	26.6
Total	15608	1140	9.6	11.7	22.9	19.7	36.1

Table 3.124: Laws Prohibiting Use Of Illicit Drugs

Grade Level	N of Valid	N of Miss	1 - Not Effective	2	3	4	5 - Very Effective
4th	1830	135	7.5	8.5	20.8	20.4	42.7
5th	2409	226	7.3	8.1	19.9	20.6	44.1
6th	2368	188	8.7	10.1	21.9	17.9	41.4
7th	1859	119	9.8	12.5	21.1	20.1	36.5
8th	1777	114	10.2	12.8	23.9	19.6	33.5
9th	1503	121	10.2	14.0	24.1	20.6	31.2
10th	1487	108	12.8	15.3	25.6	17.3	29.0
11th	1238	108	12.4	14.1	25.6	19.5	28.4
12th	1067	91	12.7	15.7	24.7	20.4	26.3
Total	15538	1210	9.8	11.8	22.6	19.6	36.2

Table 3.125: School Policy On Student Use Of Drugs And Alcohol At School

Grade Level	N of Valid	N of Miss	1 - Not Effective	2	3	4	5 - Very Effective
4th	1829	136	4.8	6.2	17.7	23.4	47.9
5th	2424	211	4.6	5.5	17.8	24.4	47.7
6th	2377	179	5.6	6.9	19.4	22.0	46.1
7th	1871	107	5.8	9.5	20.7	24.4	39.6
8th	1787	104	7.7	9.2	23.6	22.3	37.3
9th	1508	116	6.8	10.7	23.1	26.0	33.4
10th	1488	107	9.2	12.0	25.5	22.5	30.8
11th	1242	104	7.4	11.4	25.4	22.7	33.0
12th	1071	87	7.8	12.9	25.4	24.1	29.8
Total	15597	1151	6.4	8.8	21.4	23.5	39.9

Table 3.126: School Policy On Student Violence

Grade Level	N of Valid	N of Miss	1 - Not Effective	2	3	4	5 - Very Effective
4th	1804	161	4.9	6.4	19.5	21.7	47.5
5th	2390	245	4.6	5.8	18.0	24.1	47.5
6th	2356	200	5.4	7.4	20.0	21.9	45.3
7th	1855	123	5.4	9.4	22.6	24.8	37.8
8th	1761	130	7.1	9.7	23.3	23.8	36.2
9th	1492	132	7.0	10.8	23.3	25.5	33.4
10th	1480	115	7.9	11.2	25.9	22.6	32.4
11th	1225	121	6.9	10.5	25.8	24.9	31.9
12th	1059	99	6.9	9.4	26.5	25.9	31.3
Total	15422	1326	6.0	8.6	22.1	23.7	39.5

Table 3.127: Law Enforcement In Keeping Drugs And Alcohol Away From Students

Grade Level	N of Valid	N of Miss	1 - Not Effective	2	3	4	5 - Very Effective
4th	1824	141	5.5	7.6	24.2	22.4	40.2
5th	2410	225	5.6	7.1	21.3	24.0	42.0
6th	2373	183	6.7	8.8	24.7	20.9	38.8
7th	1861	117	7.0	10.2	24.9	23.6	34.3
8th	1780	111	7.7	11.0	26.5	22.2	32.7
9th	1497	127	9.0	13.1	24.7	22.6	30.5
10th	1486	109	10.0	13.3	25.9	23.3	27.6
11th	1232	114	8.4	12.6	28.8	22.3	27.9
12th	1067	91	9.2	14.3	28.9	21.5	26.1
Total	15530	1218	7.4	10.3	25.1	22.6	34.6

Table 3.128: Having A Security Officer At The School

Grade Level	N of Valid	N of Miss	1 - Not Effective	2	3	4	5 - Very Effective
4th	1805	160	8.3	6.6	20.1	21.2	43.9
5th	2375	260	7.7	6.7	19.0	22.4	44.1
6th	2343	213	9.8	6.2	20.3	21.6	42.1
7th	1861	117	8.5	7.1	21.5	24.6	38.3
8th	1756	135	10.3	8.5	21.9	23.3	36.0
9th	1472	152	9.6	8.5	22.5	24.4	35.1
10th	1464	131	9.7	9.8	24.9	22.1	33.5
11th	1214	132	8.8	8.7	24.3	27.1	31.1
12th	1053	105	8.6	11.5	25.5	23.2	31.1
Total	15343	1405	9.0	7.8	21.7	23.1	38.3

Table 3.129: Active Involvement Of Business And Industry In the Prevention Of Drug Use and Violence

Grade Level	N of Valid	N of Miss	1 - Not Effective	2	3	4	5 - Very Effective
4th	1819	146	6.9	9.6	27.7	24.4	31.5
5th	2395	240	6.8	9.6	26.4	23.9	33.2
6th	2362	194	9.1	10.6	28.7	20.6	30.9
7th	1860	118	9.0	12.9	29.0	22.3	26.7
8th	1764	127	9.5	14.3	30.7	21.0	24.6
9th	1492	132	9.4	14.1	31.2	22.7	22.7
10th	1470	125	9.4	17.0	34.3	19.5	19.9
11th	1213	133	9.6	16.1	33.6	21.7	19.0
12th	1058	100	8.7	16.2	35.0	20.4	19.8
Total	15433	1315	8.6	12.8	30.1	22.0	26.6

Table 3.130: Drug Screening Of Students By The School

Grade Level	N of Valid	N of Miss	1 - Not Effective	2	3	4	5 - Very Effective
4th	1818	147	13.0	8.7	20.1	20.4	37.7
5th	2373	262	13.4	8.9	19.4	20.5	37.8
6th	2346	210	14.6	7.8	20.0	18.9	38.7
7th	1849	129	15.3	9.0	19.9	20.2	35.6
8th	1738	153	14.7	9.1	21.7	21.2	33.3
9th	1483	141	14.5	9.8	20.2	22.3	33.2
10th	1465	130	14.9	11.3	23.9	19.3	30.5
11th	1209	137	13.3	11.7	24.0	21.0	30.0
12th	1061	97	15.0	11.8	23.5	19.9	29.9
Total	15342	1406	14.3	9.5	21.1	20.3	34.9

Table 3.131: TV Ads On Preventing Drug Use By Youth

Grade Level	N of Valid	N of Miss	1 - Not Effective	2	3	4	5 - Very Effective
4th	1848	117	6.4	8.8	26.0	23.5	35.3
5th	2426	209	6.1	9.6	25.1	22.8	36.4
6th	2392	164	8.0	11.1	27.8	19.9	33.2
7th	1883	95	7.9	11.8	29.0	23.3	28.0
8th	1790	101	9.1	13.5	29.8	22.6	25.0
9th	1512	112	8.7	15.1	31.5	22.0	22.8
10th	1495	100	10.2	17.9	31.0	18.9	22.0
11th	1246	100	9.1	15.7	35.6	19.3	20.2
12th	1081	77	10.5	14.9	33.2	20.0	21.5
Total	15673	1075	8.2	12.6	29.2	21.5	28.5

Table 3.132: TV Ads On Preventing Alcohol Use By Youth

Grade Level	N of Valid	N of Miss	1 - Not Effective	2	3	4	5 - Very Effective
4th	1845	120	6.7	8.9	25.7	22.9	35.8
5th	2428	207	6.1	9.8	25.0	22.7	36.4
6th	2390	166	8.1	11.1	27.6	19.7	33.6
7th	1882	96	8.1	12.9	27.8	23.0	28.2
8th	1789	102	9.4	13.2	30.3	22.0	25.0
9th	1512	112	9.5	13.6	32.0	21.5	23.3
10th	1492	103	11.4	17.4	30.6	18.6	22.0
11th	1245	101	10.3	16.7	34.5	18.5	20.0
12th	1076	82	11.9	15.1	32.2	19.5	21.3
Total	15659	1089	8.7	12.7	28.9	21.2	28.6