



Questionnaire Report for Parents

2007-08 National Summary - Parents

September 9, 2008

Contents

- 1 Introduction** **1**
- 2 Standard Graphics** **3**
- 3 Percentage Tables** **7**
 - 3.1 Parent Demographics 8
 - 3.2 Student Demographics 9
 - 3.3 Student Information 10
 - 3.4 Community Information 16
 - 3.5 Impressions About Drug Use 19
 - 3.6 During The Past Year Your Child Has Used 22
 - 3.7 How Easy Is It For Students In Your Child’s Grade To Get 25
 - 3.8 Safety at School 30
 - 3.9 Effectiveness of Solutions 33

List of Tables

3.1	Relation To Child	8
3.2	Marital Status	8
3.3	Ethnic Origin	8
3.4	Sex Of Child	9
3.5	Use Of Tobacco - My Child	9
3.6	Use Of Alcohol - My Child	9
3.7	Use Of Drugs - My Child	9
3.8	My Child Makes Good Grades In School	10
3.9	My Child Gets Into Trouble At School	10
3.10	My Child Attends Church, Synagogue, Etc.	10
3.11	I Set Clear Rules For My Child	11
3.12	I Punish My Child When He/She Breaks The Rules	11
3.13	I Talk To My Child About The Harmful Effects Of Using Tobacco, Alcohol And Drugs	11
3.14	Teachers Talk To Students About The Harmful Effects Of Using Tobacco, Alcohol And Drugs	11
3.15	Our School Works With Parents Regarding Drug Abuse Prevention	12
3.16	Law Enforcement Is Doing A Good Job In Keeping Alcohol Away From Students	12
3.17	Law Enforcement Is Doing A Good Job In Keeping Drugs Away From Students	12
3.18	I Am Afraid My Child Will Be Hurt At School	12
3.19	My Child Takes Part In Gang Activities	13
3.20	My Child Has Been Threatened With A Gun, Knife Or Club At School	13
3.21	A Student Has Threatened To Hit, Slap Or Kick My Child	13
3.22	Our School Sets Clear Rules On Using Drugs At School	13
3.23	Our School Sets Clear Rules On Bullying Or Threatening Behavior	14
3.24	I See Ads On TV That Encourage Me To Talk To My Child About Drug Use	14
3.25	My Child Participates In Community Activities Such as Scouts, Rec. Teams, Youth Clubs, Etc.	14
3.26	My Child Participates In School Activities Such as Band, Clubs, Etc.	14
3.27	The School Has Security (Police) Officer	15
3.28	A Security (Police) Officer Can Prevent Violence At School	15
3.29	Every School Needs A Security (Police) Officer	15
3.30	My Child Has Skipped School Without My Permission	15
3.31	Drug And Alcohol Use Is A Big Problem Facing Youth In My Community	16
3.32	Youth Violence Is A Big Problem In My Community	16
3.33	My Child Has Friends Who Drink Alcohol	16
3.34	It Would Be Okay With Me For My Child To Use Alcohol If He/She Would Not Use Other Drugs	17
3.35	Beer Ads Encourage Underage Drinking	17

3.36 My Child Has Friends Who Use Tobacco	17
3.37 My Child Has Friends Who Use Drugs	17
3.38 It Would Be Okay With Me For My Child To Smoke A Little Pot If He/She Would Leave Other Drugs Alone	18
3.39 My Child Has Had 5 Or More Glasses Of Beer, Coolers Or Liquor Within A Few Hours . . .	18
3.40 The Alcohol Industry Does A Good Job Of Discouraging Underage Drinking.	18
3.41 Harmfulness Of Use – Cigarettes	19
3.42 Harmfulness Of Use – Smokeless Tobacco (Chew, Etc.)	19
3.43 Harmfulness Of Use – Cigars	19
3.44 Harmfulness Of Use – Beer	19
3.45 Harmfulness Of Use – Coolers, Breezers, Hard Lemonades, Etc.	20
3.46 Harmfulness Of Use – Liquor	20
3.47 Harmfulness Of Use – Marijuana	20
3.48 Harmfulness Of Use – Cocaine (Crack, Etc)	20
3.49 Harmfulness Of Use – Crystal Meth (Ice, Crank, Etc.)	21
3.50 Percent Of Use – Cigarettes	22
3.51 Percent Of Use – Smokeless Tobacco (Chew, Etc.)	22
3.52 Percent Of Use – Cigars	22
3.53 Percent Of Use – Beer	22
3.54 Percent Of Use – Coolers, Breezers, Hard Lemonades, Etc.	23
3.55 Percent Of Use – Liquor	23
3.56 Percent Of Use – Marijuana	23
3.57 Percent Of Use – Cocaine (Crack, Etc)	23
3.58 Percent Of Use – Crystal Meth (Ice, Crank, Etc.)	24
3.59 How Easy Is It For Students In Your Child's Grade To Get Cigarettes	25
3.60 How Easy Is It For Students In Your Child's Grade To Get Smokeless Tobacco (Chew, Etc.)	25
3.61 How Easy Is It For Students In Your Child's Grade To Get Cigars	25
3.62 How Easy Is It For Students In Your Child's Grade To Get Beer	26
3.63 How Easy Is It For Students In Your Child's Grade To Get Coolers, Breezers, Hard Lemon- ades, Etc.	26
3.64 How Easy Is It For Students In Your Child's Grade To Get Liquor	26
3.65 How Easy Is It For Students In Your Child's Grade To Get Marijuana	26
3.66 How Easy Is It For Students In Your Child's Grade To Get Cocaine (Crack, Etc)	27
3.67 How Easy Is It For Students In Your Child's Grade To Get Uppers (Stimulants)	27
3.68 How Easy Is It For Students In Your Child's Grade To Get Downers (Depressants)	27
3.69 How Easy Is It For Students In Your Child's Grade To Get Inhalants (Glue, Etc)	27
3.70 How Easy Is It For Students In Your Child's Grade To Get Hallucinogens (PCP, LSD, Etc) .	28
3.71 How Easy Is It For Students In Your Child's Grade To Get Heroin (Opiates)	28
3.72 How Easy Is It For Students In Your Child's Grade To Get Anabolic Steroids	28
3.73 How Easy Is It For Students In Your Child's Grade To Get Ecstasy (MDMA)	28
3.74 How Easy Is It For Students In Your Child's Grade To Get OxyContin	29
3.75 How Easy Is It For Students In Your Child's Grade To Get Crystal Meth (Ice, Crank, Etc.) . .	29
3.76 How Easy Is It For Students In Your Child's Grade To Get A Gun	29
3.77 While At School My Child Feels Safe In The Classroom	30
3.78 While At School My Child Feels Safe In The Cafeteria	30

3.79 While At School My Child Feels Safe In The Halls	30
3.80 While At School My Child Feels Safe In the Bathroom	31
3.81 While At School My Child Feels Safe In The Gym	31
3.82 While At School My Child Feels Safe On The School Bus	31
3.83 While At School My Child Feels Safe At School Events	31
3.84 While At School My Child Feels Safe On The Playground	32
3.85 While At School My Child Feels Safe In The Parking Lot	32
3.86 School-based Education About The Harmful Effects Of Drug And Alcohol Use	33
3.87 TV Ads On Preventing Drug Use By Youth	33
3.88 TV Ads On Preventing Alcohol Use By Youth	33
3.89 Religious Institutions Providing Drug Education To Young People	34
3.90 Parents Providing Drug Education To Their Children	34
3.91 Parents Taking Responsibility For Their Children's Use Of Drugs And Alcohol	34
3.92 News Media Keeping Parents/Public Informed About Student Drug Use And Violence	34
3.93 Schools Keeping Parents/Public Informed About Student Drug Use And Violence	35
3.94 Community Anti-drug Coalition For Keeping Students Drug Free	35
3.95 After School Activities For Students At School	35
3.96 After School Activities For Students In The Community (Not At School)	35
3.97 Treatment For Students Who Are Drug And/Or Alcohol Dependent	36
3.98 School Policy On Student Use Of Drugs And Alcohol At School	36
3.99 School Policy On Student Violence/Bullying	36
3.100 Having A Security (Police) Officer At The School	36
3.101 Drug Screening Of Students By The School	37

List of Figures

- 2.1 During the Past Year My Child Has Used Tobacco 4
- 2.2 During the Past Year My Child Has Used Alcohol 5
- 2.3 During the Past Year My Child Has Used Illicit Drugs 6

Chapter 1

Introduction

The following graphs and tables are compiled from data collected from parents in your school(s) using the *Pride Questionnaire for Parents*. These data reflect information, impressions and knowledge parents have regarding drug and alcohol use and violence amongst your students. It is important that this report be utilized as part of your drug abuse and violence awareness and prevention programs. We strongly suggest that you:

COPY THE FOLLOWING PAGES, (which highlight and graphically summarize drug use and violent behavior by students in your school)

DISTRIBUTE THEM TO YOUR FACULTY

AND SHARE THIS INFORMATION WITH PARENTS.

Most of all, we strongly encourage a parent meeting at your school to share this information!

NOTE: Most drug use occurs at nights and weekends when school is not in session.

FOR GREATEST SUCCESS IN DECREASING DRUG USE, FACULTY, STUDENTS AND PARENTS MUST WORK TOGETHER TOWARD A DRUG-FREE LIFESTYLE.

If you have questions about this report, or if you wish to have information on other **Pride Surveys** services and products, please call the **Pride Surveys** Office or write to the following address:

Pride Surveys

Janie Pitcock

160 Vanderbilt Court

Bowling Green, KY 42103

1-800-279-6361

1-270-746-9596

www.pridesurveys.com

The following information is for **Pride Surveys** internal use only.

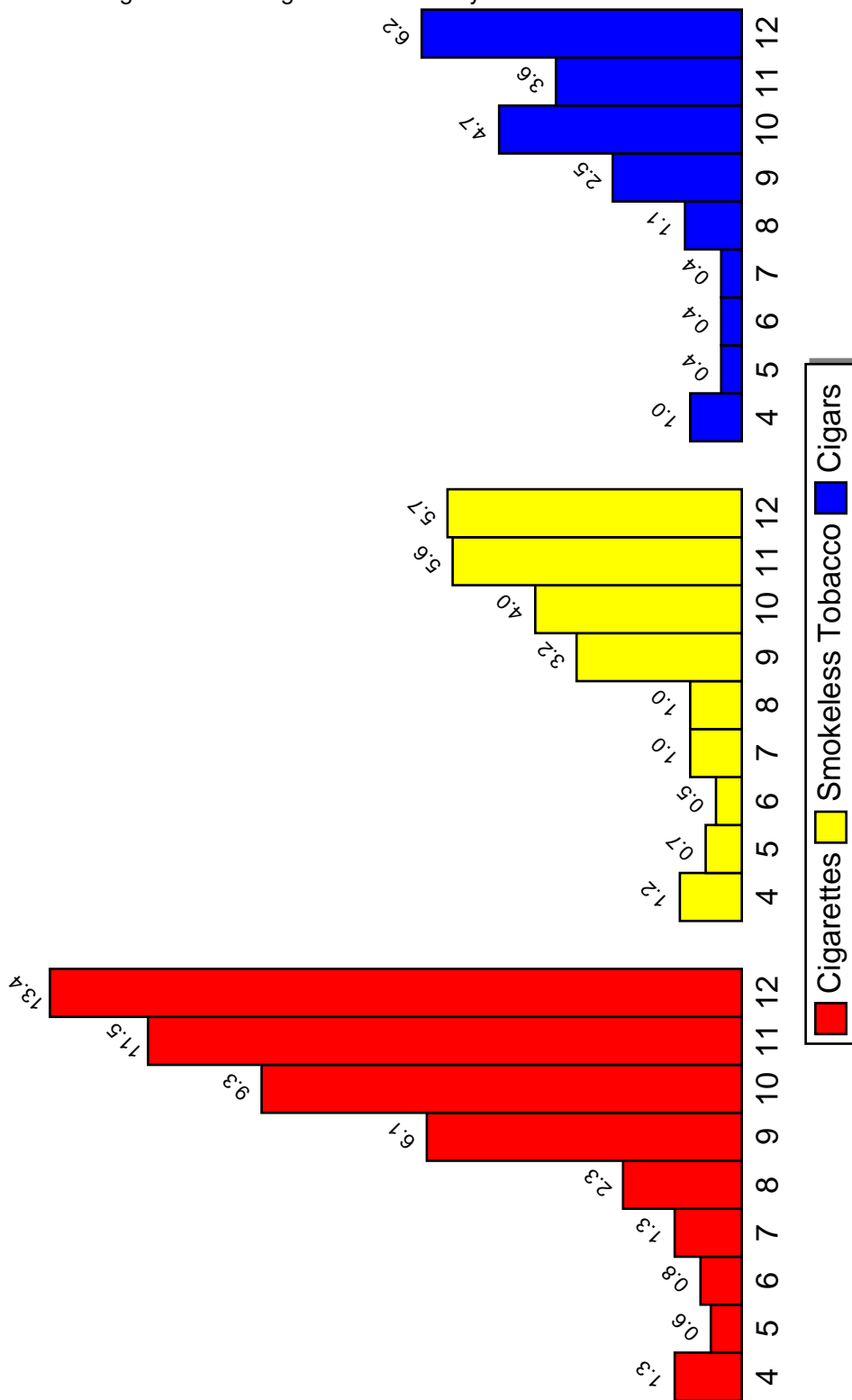
- Data Files: up079999
- Filter:

Chapter 2

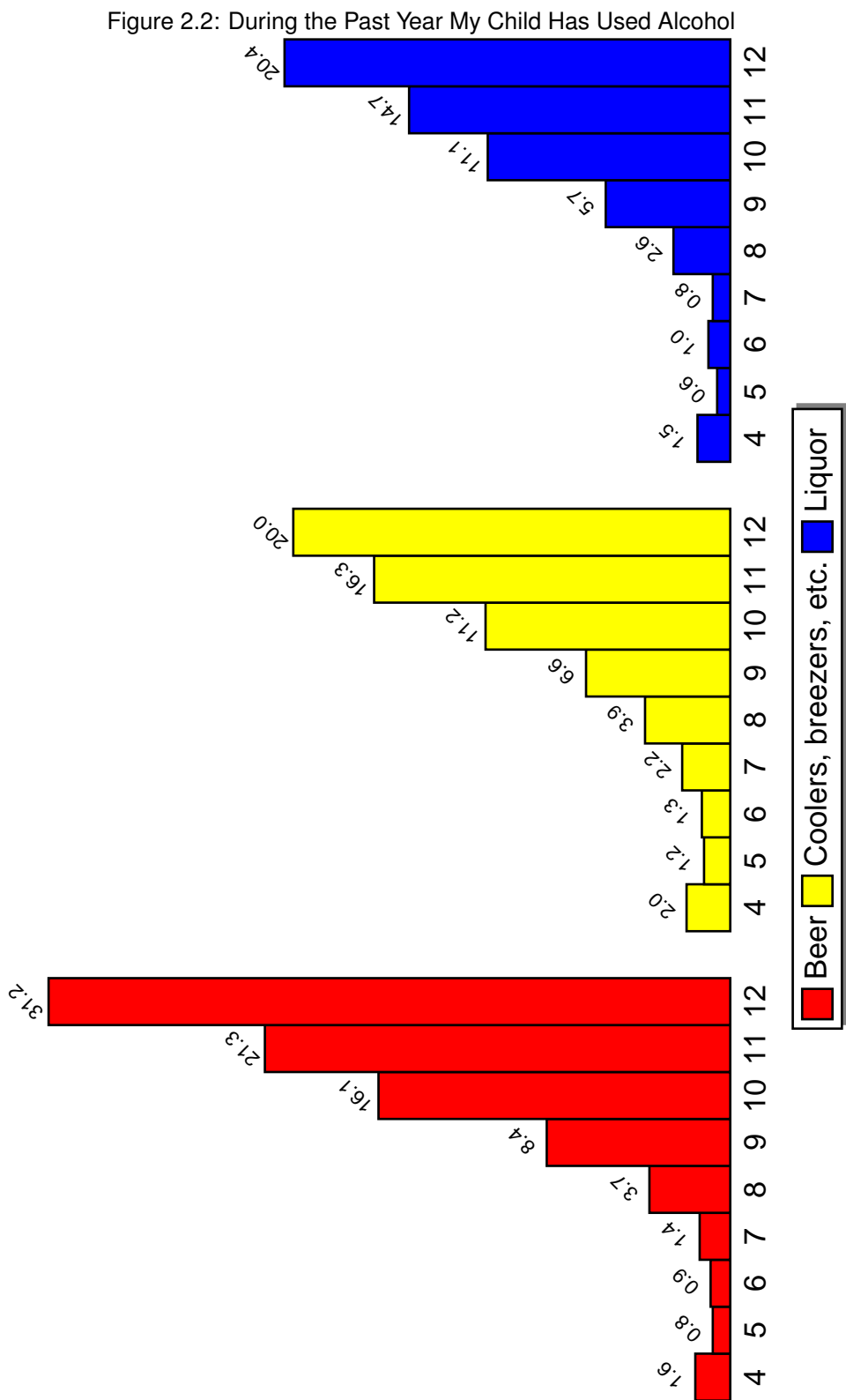
Standard Graphics

During the Past Year My Child Has Used Tobacco

Figure 2.1: During the Past Year My Child Has Used Tobacco

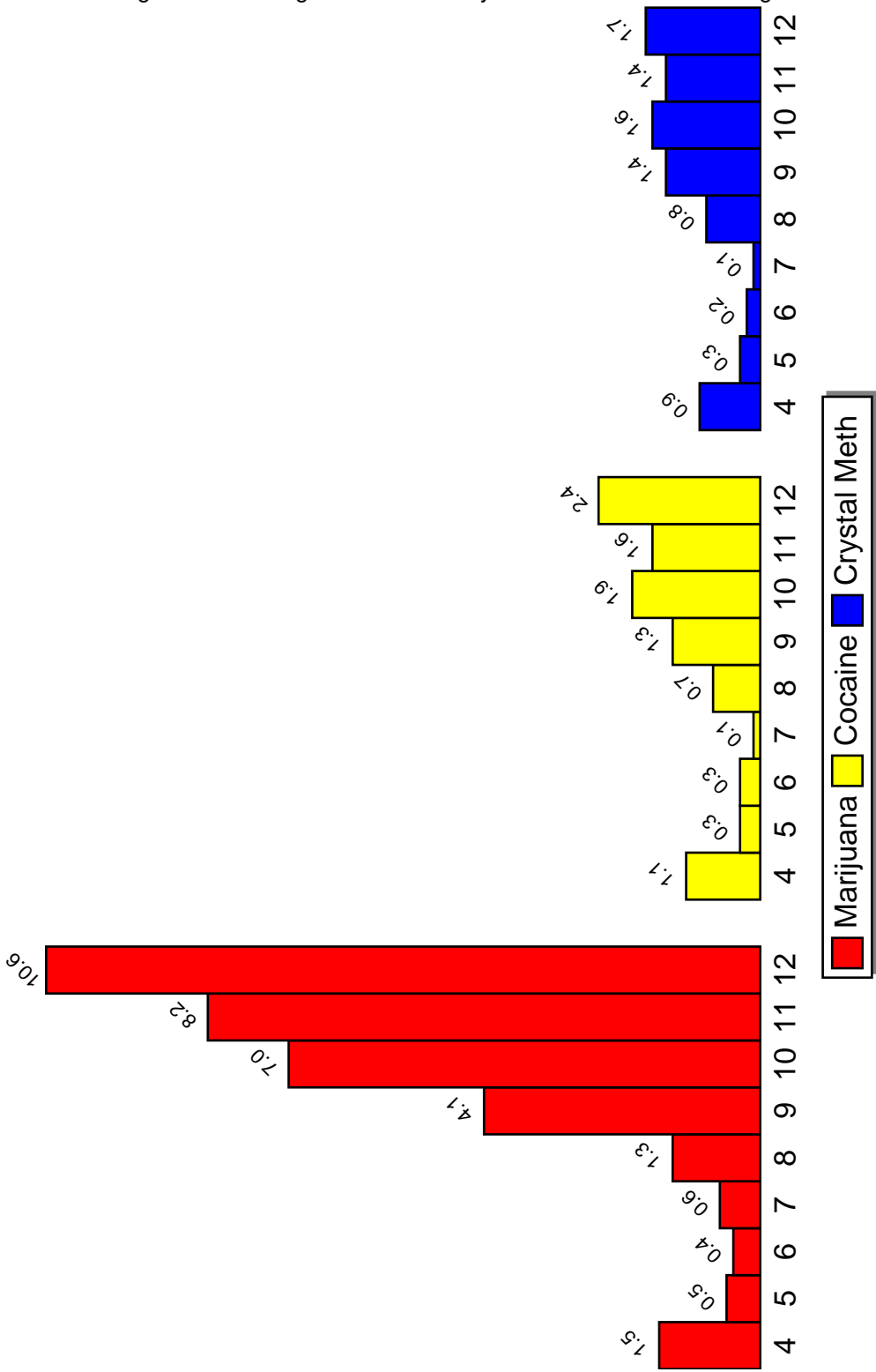


During the Past Year My Child Has Used Alcohol



During the Past Year My Child Has Used Illicit Drugs

Figure 2.3: During the Past Year My Child Has Used Illicit Drugs



Chapter 3

Percentage Tables

This chapter contains your parent survey results in tabular form. Each table corresponds to an item on the questionnaire. The *N of Valid* column contains the number of parents responding to the item and the *N of Missing* column contains the number of parents not responding to the item. The remaining columns contain the percentages of parents responding to the particular response categories.

The percentage tables of the report appear in the same order as corresponding questions on the questionnaire. The Table of Contents contains the percentage tables by section and gives the page number where each section is located. The List of Tables contains the location of each individual table.

3.1 Parent Demographics

Table 3.1: Relation To Child

RESPONSE	Total	
Mother/ Stepmother	78.6	
Father/ Stepfather	15.2	
Grandmother	2.5	
Grandfather	0.6	
Guardian	1.9	
Other	1.2	
N of Valid	11602	
N of Miss	198	

Table 3.2: Marital Status

RESPONSE	Total	
Married	73.4	
Separated	3.0	
Divorced	9.2	
Remarried	2.3	
Single	9.8	
Widowed	2.3	
N of Valid	11610	
N of Miss	194	

Table 3.3: Ethnic Origin

RESPONSE	Total	
White	68.4	
African American	21.3	
Hispanic	1.8	
Asian/Pacific Isle	5.4	
Native American	1.1	
Mixed Origin	0.8	
Other	1.2	
N of Valid	11425	
N of Miss	379	

3.2 Student Demographics

Table 3.4: Sex Of Child



RESPONSE	Total	
Male	46.6	
Female	53.4	
N of Valid	11676	
N of Miss	95	

Table 3.5: Use Of Tobacco - My Child



RESPONSE	Total	
Never Used	92.8	
Has Tried or Is Using	7.2	
N of Valid	11531	
N of Miss	254	

Table 3.6: Use Of Alcohol - My Child





RESPONSE	Total	
Never Used	86.2	
Has Tried or Is Using	13.8	
N of Valid	11357	
N of Miss	413	

Table 3.7: Use Of Drugs - My Child

RESPONSE	Total	
Never Used	95.9	
Has Tried or Is Using	4.1	
N of Valid	11356	
N of Miss	445	

3.3 Student Information

Table 3.8: My Child Makes Good Grades In School






RESPONSE	Total	
Never	0.7	
Seldom	1.7	
Sometimes	15.6	
Often	27.3	
A Lot	54.7	
N of Valid	11708	
N of Miss	96	

Table 3.9: My Child Gets Into Trouble At School






RESPONSE	Total	
Never	56.2	
Seldom	30.7	
Sometimes	10.1	
Often	1.8	
A Lot	1.1	
N of Valid	11721	
N of Miss	83	

Table 3.10: My Child Attends Church, Synagogue, Etc.






RESPONSE	Total	
Never	7.4	
Seldom	10.7	
Sometimes	19.8	
Often	19.0	
A Lot	43.2	
N of Valid	11676	
N of Miss	128	

Table 3.11: I Set Clear Rules For My Child






RESPONSE	Total	
Never	0.6	
Seldom	0.8	
Sometimes	5.6	
Often	28.1	
A Lot	64.8	
N of Valid	11641	
N of Miss	163	

Table 3.12: I Punish My Child When He/She Breaks The Rules






RESPONSE	Total	
Never	2.1	
Seldom	3.9	
Sometimes	18.4	
Often	40.2	
A Lot	35.4	
N of Valid	11574	
N of Miss	230	

Table 3.13: I Talk To My Child About The Harmful Effects Of Using Tobacco, Alcohol And Drugs






RESPONSE	Total	
Never	1.7	
Seldom	2.6	
Sometimes	14.6	
Often	29.7	
A Lot	51.4	
N of Valid	11731	
N of Miss	73	

Table 3.14: Teachers Talk To Students About The Harmful Effects Of Using Tobacco, Alcohol And Drugs






RESPONSE	Total	
Never	3.3	
Seldom	8.9	
Sometimes	36.4	
Often	30.4	
A Lot	21.0	
N of Valid	11346	
N of Miss	458	

Table 3.15: Our School Works With Parents Regarding Drug Abuse Prevention






RESPONSE	Total	
Never	9.5	
Seldom	14.0	
Sometimes	30.9	
Often	28.0	
A Lot	17.6	
N of Valid	11228	
N of Miss	576	

Table 3.16: Law Enforcement Is Doing A Good Job In Keeping Alcohol Away From Students






RESPONSE	Total	
Never	5.3	
Seldom	17.8	
Sometimes	36.3	
Often	24.3	
A Lot	16.3	
N of Valid	11274	
N of Miss	530	

Table 3.17: Law Enforcement Is Doing A Good Job In Keeping Drugs Away From Students






RESPONSE	Total	
Never	5.5	
Seldom	17.6	
Sometimes	36.1	
Often	24.2	
A Lot	16.5	
N of Valid	11202	
N of Miss	602	

Table 3.18: I Am Afraid My Child Will Be Hurt At School






RESPONSE	Total	
Never	31.4	
Seldom	35.8	
Sometimes	22.3	
Often	4.9	
A Lot	5.5	
N of Valid	11597	
N of Miss	207	

Table 3.19: My Child Takes Part In Gang Activities

RESPONSE	Total	
Never	96.1	
Seldom	1.1	
Sometimes	1.2	
Often	0.5	
A Lot	1.1	
N of Valid	11593	
N of Miss	211	

Table 3.20: My Child Has Been Threatened With A Gun, Knife Or Club At School

RESPONSE	Total	
Never	95.4	
Seldom	2.1	
Sometimes	1.1	
Often	0.5	
A Lot	1.0	
N of Valid	11708	
N of Miss	96	

Table 3.21: A Student Has Threatened To Hit, Slap Or Kick My Child

RESPONSE	Total	
Never	61.3	
Seldom	21.5	
Sometimes	12.0	
Often	2.8	
A Lot	2.4	
N of Valid	11645	
N of Miss	159	

Table 3.22: Our School Sets Clear Rules On Using Drugs At School

RESPONSE	Total	
Never	3.4	
Seldom	3.2	
Sometimes	9.6	
Often	28.1	
A Lot	55.8	
N of Valid	11551	
N of Miss	253	

Table 3.23: Our School Sets Clear Rules On Bullying Or Threatening Behavior






RESPONSE	Total	
Never	3.7	
Seldom	6.8	
Sometimes	19.1	
Often	29.0	
A Lot	41.5	
N of Valid	11529	
N of Miss	275	

Table 3.24: I See Ads On TV That Encourage Me To Talk To My Child About Drug Use






RESPONSE	Total	
Never	3.3	
Seldom	5.6	
Sometimes	27.4	
Often	33.5	
A Lot	30.2	
N of Valid	11637	
N of Miss	167	

Table 3.25: My Child Participates In Community Activities Such as Scouts, Rec. Teams, Youth Clubs, Etc.






RESPONSE	Total	
Never	11.2	
Seldom	11.0	
Sometimes	21.2	
Often	22.6	
A Lot	34.0	
N of Valid	11660	
N of Miss	144	

Table 3.26: My Child Participates In School Activities Such as Band, Clubs, Etc.






RESPONSE	Total	
Never	14.9	
Seldom	12.1	
Sometimes	19.8	
Often	21.9	
A Lot	31.3	
N of Valid	11585	
N of Miss	219	

Table 3.27: The School Has Security (Police) Officer



RESPONSE	Total	
Yes	56.5	
No	43.5	
N of Valid	11226	
N of Miss	573	

Table 3.28: A Security (Police) Officer Can Prevent Violence At School



RESPONSE	Total	
Yes	67.9	
No	32.1	
N of Valid	11085	
N of Miss	716	

Table 3.29: Every School Needs A Security (Police) Officer





RESPONSE	Total	
Yes	81.2	
No	18.8	
N of Valid	11394	
N of Miss	407	

Table 3.30: My Child Has Skipped School Without My Permission

RESPONSE	Total	
Yes	5.5	
No	94.5	
N of Valid	11538	
N of Miss	263	

3.4 Community Information

Table 3.31: Drug And Alcohol Use Is A Big Problem Facing Youth In My Community






RESPONSE	Total	
Never	6.0	
Seldom	9.8	
Sometimes	25.2	
Often	28.5	
A Lot	30.6	
N of Valid	11600	
N of Miss	204	

Table 3.32: Youth Violence Is A Big Problem In My Community






RESPONSE	Total	
Never	13.0	
Seldom	37.4	
Sometimes	29.5	
Often	10.6	
A Lot	9.4	
N of Valid	11557	
N of Miss	247	

Table 3.33: My Child Has Friends Who Drink Alcohol






RESPONSE	Total	
Never	60.9	
Seldom	14.7	
Sometimes	13.3	
Often	6.3	
A Lot	4.8	
N of Valid	11430	
N of Miss	374	

Table 3.34: It Would Be Okay With Me For My Child To Use Alcohol If He/She Would Not Use Other Drugs






RESPONSE	Total	
Never	91.5	
Seldom	5.3	
Sometimes	1.8	
Often	0.7	
A Lot	0.8	
N of Valid	11652	
N of Miss	152	

Table 3.35: Beer Ads Encourage Underage Drinking






RESPONSE	Total	
Never	14.9	
Seldom	12.3	
Sometimes	29.4	
Often	19.0	
A Lot	24.4	
N of Valid	11506	
N of Miss	298	

Table 3.36: My Child Has Friends Who Use Tobacco






RESPONSE	Total	
Never	63.3	
Seldom	14.1	
Sometimes	12.3	
Often	5.8	
A Lot	4.5	
N of Valid	11471	
N of Miss	333	

Table 3.37: My Child Has Friends Who Use Drugs






RESPONSE	Total	
Never	75.8	
Seldom	11.6	
Sometimes	7.2	
Often	2.9	
A Lot	2.5	
N of Valid	11396	
N of Miss	408	

Table 3.38: It Would Be Okay With Me For My Child To Smoke A Little Pot If He/She Would Leave Other Drugs Alone






RESPONSE	Total	
Never	96.2	
Seldom	1.8	
Sometimes	0.9	
Often	0.4	
A Lot	0.7	
N of Valid	11637	
N of Miss	167	

Table 3.39: My Child Has Had 5 Or More Glasses Of Beer, Coolers Or Liquor Within A Few Hours











RESPONSE	Total	
Never	95.7	
Seldom	2.1	
Sometimes	1.0	
Often	0.4	
A Lot	0.8	
N of Valid	11630	
N of Miss	174	

Table 3.40: The Alcohol Industry Does A Good Job Of Discouraging Underage Drinking.

RESPONSE	Total	
Never	33.6	
Seldom	30.5	
Sometimes	24.7	
Often	6.2	
A Lot	5.0	
N of Valid	11500	
N of Miss	304	

3.5 Impressions About Drug Use

Table 3.41: Harmfulness Of Use – Cigarettes

RESPONSE	Total	
No Harm	1.9	
Some Harm	1.2	
Harmful	8.8	
Very Harmful	88.1	
N of Valid	11638	
N of Miss	166	

Table 3.42: Harmfulness Of Use – Smokeless Tobacco (Chew, Etc.)

RESPONSE	Total	
No Harm	2.0	
Some Harm	1.9	
Harmful	13.0	
Very Harmful	83.1	
N of Valid	11580	
N of Miss	224	

Table 3.43: Harmfulness Of Use – Cigars

RESPONSE	Total	
No Harm	2.0	
Some Harm	2.1	
Harmful	12.2	
Very Harmful	83.8	
N of Valid	11550	
N of Miss	254	

Table 3.44: Harmfulness Of Use – Beer

RESPONSE	Total	
No Harm	2.3	
Some Harm	6.6	
Harmful	18.0	
Very Harmful	73.2	
N of Valid	11529	
N of Miss	275	

Table 3.45: Harmfulness Of Use – Coolers, Breezers, Hard Lemonades, Etc.





RESPONSE	Total	
No Harm	2.9	
Some Harm	7.6	
Harmful	18.2	
Very Harmful	71.4	
N of Valid	11520	
N of Miss	284	

Table 3.46: Harmfulness Of Use – Liquor





RESPONSE	Total	
No Harm	2.1	
Some Harm	2.8	
Harmful	12.5	
Very Harmful	82.6	
N of Valid	11510	
N of Miss	293	

Table 3.47: Harmfulness Of Use – Marijuana





RESPONSE	Total	
No Harm	2.1	
Some Harm	2.1	
Harmful	8.4	
Very Harmful	87.3	
N of Valid	11533	
N of Miss	270	

Table 3.48: Harmfulness Of Use – Cocaine (Crack, Etc)





RESPONSE	Total	
No Harm	1.9	
Some Harm	0.3	
Harmful	1.2	
Very Harmful	96.6	
N of Valid	11522	
N of Miss	282	

Table 3.49: Harmfulness Of Use – Crystal Meth (Ice, Crank, Etc.)

RESPONSE	Total	
No Harm	1.9	■
Some Harm	0.2	■
Harmful	1.2	■
Very Harmful	96.7	■
N of Valid	11512	
N of Miss	292	

3.6 During The Past Year Your Child Has Used

Table 3.50: Percent Of Use – Cigarettes

RESPONSE	Total	
Did Not Use	95.1	
1-6 Times a Year	2.1	
1-2 Times a Month	0.8	
1-7 Times a Week	1.9	
N of Valid	11546	
N of Miss	258	

Table 3.51: Percent Of Use – Smokeless Tobacco (Chew, Etc.)

RESPONSE	Total	
Did Not Use	97.6	
1-6 Times a Year	1.0	
1-2 Times a Month	0.5	
1-7 Times a Week	1.0	
N of Valid	11538	
N of Miss	266	

Table 3.52: Percent Of Use – Cigars

RESPONSE	Total	
Did Not Use	97.9	
1-6 Times a Year	1.2	
1-2 Times a Month	0.4	
1-7 Times a Week	0.5	
N of Valid	11526	
N of Miss	278	

Table 3.53: Percent Of Use – Beer

RESPONSE	Total	
Did Not Use	91.2	
1-6 Times a Year	5.9	
1-2 Times a Month	1.9	
1-7 Times a Week	1.1	
N of Valid	11516	
N of Miss	288	

Table 3.54: Percent Of Use – Coolers, Breezers, Hard Lemonades, Etc.

RESPONSE	Total	
Did Not Use	93.2	
1-6 Times a Year	4.7	
1-2 Times a Month	1.2	
1-7 Times a Week	0.9	
N of Valid	11506	
N of Miss	296	

Table 3.55: Percent Of Use – Liquor

RESPONSE	Total	
Did Not Use	94.0	
1-6 Times a Year	3.9	
1-2 Times a Month	1.2	
1-7 Times a Week	0.9	
N of Valid	11508	
N of Miss	296	





Table 3.56: Percent Of Use – Marijuana

RESPONSE	Total	
Did Not Use	96.5	
1-6 Times a Year	1.8	
1-2 Times a Month	0.8	
1-7 Times a Week	1.0	
N of Valid	11522	
N of Miss	282	

Table 3.57: Percent Of Use – Cocaine (Crack, Etc)

RESPONSE	Total	
Did Not Use	99.0	
1-6 Times a Year	0.3	
1-2 Times a Month	0.2	
1-7 Times a Week	0.5	
N of Valid	11512	
N of Miss	292	

Table 3.58: Percent Of Use – Crystal Meth (Ice, Crank, Etc.)

RESPONSE	Total	
Did Not Use	99.1	
1-6 Times a Year	0.2	
1-2 Times a Month	0.2	
1-7 Times a Week	0.4	
N of Valid	11496	
N of Miss	308	

3.7 How Easy Is It For Students In Your Child's Grade To Get

Table 3.59: How Easy Is It For Students In Your Child's Grade To Get Cigarettes






RESPONSE	Total	
Cannot Get	21.3	
Very Difficult	11.1	
Fairly Difficult	14.6	
Fairly Easy	29.3	
Very Easy	23.7	
N of Valid	11271	
N of Miss	533	

Table 3.60: How Easy Is It For Students In Your Child's Grade To Get Smokeless Tobacco (Chew, Etc.)






RESPONSE	Total	
Cannot Get	23.3	
Very Difficult	11.7	
Fairly Difficult	15.0	
Fairly Easy	28.1	
Very Easy	21.9	
N of Valid	11228	
N of Miss	576	

Table 3.61: How Easy Is It For Students In Your Child's Grade To Get Cigars






RESPONSE	Total	
Cannot Get	25.8	
Very Difficult	13.8	
Fairly Difficult	18.1	
Fairly Easy	25.5	
Very Easy	16.8	
N of Valid	11165	
N of Miss	639	

Table 3.62: How Easy Is It For Students In Your Child's Grade To Get Beer

RESPONSE	Total	
Cannot Get	24.6	
Very Difficult	14.0	
Fairly Difficult	17.7	
Fairly Easy	26.1	
Very Easy	17.6	
N of Valid	11230	
N of Miss	574	

Table 3.63: How Easy Is It For Students In Your Child's Grade To Get Coolers, Breezers, Hard Lemonades, Etc.

RESPONSE	Total	
Cannot Get	25.4	
Very Difficult	15.0	
Fairly Difficult	18.0	
Fairly Easy	25.4	
Very Easy	16.1	
N of Valid	11205	
N of Miss	599	

Table 3.64: How Easy Is It For Students In Your Child's Grade To Get Liquor

RESPONSE	Total	
Cannot Get	27.0	
Very Difficult	16.8	
Fairly Difficult	18.7	
Fairly Easy	23.0	
Very Easy	14.5	
N of Valid	11211	
N of Miss	593	

Table 3.65: How Easy Is It For Students In Your Child's Grade To Get Marijuana

RESPONSE	Total	
Cannot Get	28.8	
Very Difficult	18.1	
Fairly Difficult	17.7	
Fairly Easy	22.1	
Very Easy	13.4	
N of Valid	11156	
N of Miss	648	

Table 3.66: How Easy Is It For Students In Your Child's Grade To Get Cocaine (Crack, Etc)

RESPONSE	Total	
Cannot Get	34.3	
Very Difficult	23.7	
Fairly Difficult	20.5	
Fairly Easy	14.2	
Very Easy	7.3	
N of Valid	11093	
N of Miss	711	

Table 3.67: How Easy Is It For Students In Your Child's Grade To Get Uppers (Stimulants)

RESPONSE	Total	
Cannot Get	32.7	
Very Difficult	21.5	
Fairly Difficult	19.8	
Fairly Easy	17.5	
Very Easy	8.5	
N of Valid	11072	
N of Miss	732	

Table 3.68: How Easy Is It For Students In Your Child's Grade To Get Downers (Depressants)

RESPONSE	Total	
Cannot Get	32.7	
Very Difficult	21.1	
Fairly Difficult	19.9	
Fairly Easy	17.7	
Very Easy	8.6	
N of Valid	11044	
N of Miss	760	

Table 3.69: How Easy Is It For Students In Your Child's Grade To Get Inhalants (Glue, Etc)

RESPONSE	Total	
Cannot Get	27.2	
Very Difficult	13.5	
Fairly Difficult	13.2	
Fairly Easy	22.7	
Very Easy	23.4	
N of Valid	11095	
N of Miss	709	

Table 3.70: How Easy Is It For Students In Your Child's Grade To Get Hallucinogens (PCP, LSD, Etc)

RESPONSE	Total	
Cannot Get	36.5	
Very Difficult	26.1	
Fairly Difficult	19.9	
Fairly Easy	11.6	
Very Easy	5.9	
N of Valid	11022	
N of Miss	782	

Table 3.71: How Easy Is It For Students In Your Child's Grade To Get Heroin (Opiates)

RESPONSE	Total	
Cannot Get	38.5	
Very Difficult	27.7	
Fairly Difficult	18.3	
Fairly Easy	10.0	
Very Easy	5.5	
N of Valid	11041	
N of Miss	763	

Table 3.72: How Easy Is It For Students In Your Child's Grade To Get Anabolic Steroids

RESPONSE	Total	
Cannot Get	36.3	
Very Difficult	24.0	
Fairly Difficult	20.4	
Fairly Easy	12.7	
Very Easy	6.6	
N of Valid	11008	
N of Miss	796	

Table 3.73: How Easy Is It For Students In Your Child's Grade To Get Ecstasy (MDMA)

RESPONSE	Total	
Cannot Get	36.8	
Very Difficult	25.1	
Fairly Difficult	18.6	
Fairly Easy	13.0	
Very Easy	6.5	
N of Valid	11022	
N of Miss	782	

Table 3.74: How Easy Is It For Students In Your Child's Grade To Get OxyContin

RESPONSE	Total	
Cannot Get	36.2	
Very Difficult	24.2	
Fairly Difficult	19.7	
Fairly Easy	12.9	
Very Easy	7.0	
N of Valid	11008	
N of Miss	796	

Table 3.75: How Easy Is It For Students In Your Child's Grade To Get Crystal Meth (Ice, Crank, Etc.)

RESPONSE	Total	
Cannot Get	37.3	
Very Difficult	25.8	
Fairly Difficult	17.9	
Fairly Easy	12.1	
Very Easy	7.0	
N of Valid	11018	
N of Miss	786	

Table 3.76: How Easy Is It For Students In Your Child's Grade To Get A Gun

RESPONSE	Total	
Cannot Get	31.4	
Very Difficult	20.1	
Fairly Difficult	18.0	
Fairly Easy	17.9	
Very Easy	12.6	
N of Valid	11035	
N of Miss	769	

3.8 Safety at School

Table 3.77: While At School My Child Feels Safe In The Classroom






RESPONSE	Total	
Never	1.8	
Seldom	1.2	
Sometimes	7.9	
Often	25.1	
A Lot	64.0	
N of Valid	11471	
N of Miss	333	

Table 3.78: While At School My Child Feels Safe In The Cafeteria






RESPONSE	Total	
Never	2.2	
Seldom	2.2	
Sometimes	10.6	
Often	28.0	
A Lot	56.9	
N of Valid	11451	
N of Miss	353	

Table 3.79: While At School My Child Feels Safe In The Halls






RESPONSE	Total	
Never	2.8	
Seldom	3.0	
Sometimes	13.2	
Often	28.7	
A Lot	52.4	
N of Valid	11432	
N of Miss	372	

Table 3.80: While At School My Child Feels Safe In the Bathroom






RESPONSE	Total	
Never	3.8	
Seldom	4.4	
Sometimes	14.9	
Often	28.4	
A Lot	48.5	
N of Valid	11428	
N of Miss	376	

Table 3.81: While At School My Child Feels Safe In The Gym






RESPONSE	Total	
Never	2.8	
Seldom	2.8	
Sometimes	11.3	
Often	28.1	
A Lot	55.0	
N of Valid	11376	
N of Miss	428	

Table 3.82: While At School My Child Feels Safe On The School Bus






RESPONSE	Total	
Never	5.5	
Seldom	4.8	
Sometimes	15.8	
Often	26.8	
A Lot	47.1	
N of Valid	10623	
N of Miss	1181	

Table 3.83: While At School My Child Feels Safe At School Events






RESPONSE	Total	
Never	2.9	
Seldom	2.7	
Sometimes	13.4	
Often	30.1	
A Lot	50.9	
N of Valid	11352	
N of Miss	452	

Table 3.84: While At School My Child Feels Safe On The Playground











RESPONSE	Total	
Never	3.2	
Seldom	3.1	
Sometimes	13.8	
Often	28.8	
A Lot	51.1	
N of Valid	11071	
N of Miss	733	

Table 3.85: While At School My Child Feels Safe In The Parking Lot

RESPONSE	Total	
Never	4.5	
Seldom	3.8	
Sometimes	14.7	
Often	28.9	
A Lot	48.1	
N of Valid	11341	
N of Miss	463	

3.9 Effectiveness of Solutions

Table 3.86: School-based Education About The Harmful Effects Of Drug And Alcohol Use






RESPONSE	Total	
Strongly Agree	53.4	
Agree	33.7	
Undecided	7.2	
Disagree	3.1	
Strongly Disagree	2.7	
N of Valid	11349	
N of Miss	455	

Table 3.87: TV Ads On Preventing Drug Use By Youth






RESPONSE	Total	
Strongly Agree	40.6	
Agree	39.3	
Undecided	12.0	
Disagree	5.3	
Strongly Disagree	2.8	
N of Valid	11324	
N of Miss	480	

Table 3.88: TV Ads On Preventing Alcohol Use By Youth






RESPONSE	Total	
Strongly Agree	40.6	
Agree	37.3	
Undecided	12.9	
Disagree	6.3	
Strongly Disagree	2.9	
N of Valid	11318	
N of Miss	486	

Table 3.89: Religious Institutions Providing Drug Education To Young People






RESPONSE	Total	
Strongly Agree	44.1	
Agree	35.5	
Undecided	13.3	
Disagree	4.2	
Strongly Disagree	2.9	
N of Valid	11337	
N of Miss	467	

Table 3.90: Parents Providing Drug Education To Their Children






RESPONSE	Total	
Strongly Agree	66.8	
Agree	24.6	
Undecided	4.1	
Disagree	1.7	
Strongly Disagree	2.8	
N of Valid	11379	
N of Miss	425	

Table 3.91: Parents Taking Responsibility For Their Children's Use Of Drugs And Alcohol






RESPONSE	Total	
Strongly Agree	68.0	
Agree	19.8	
Undecided	5.4	
Disagree	3.4	
Strongly Disagree	3.3	
N of Valid	11375	
N of Miss	429	

Table 3.92: News Media Keeping Parents/Public Informed About Student Drug Use And Violence






RESPONSE	Total	
Strongly Agree	47.4	
Agree	35.9	
Undecided	10.6	
Disagree	3.6	
Strongly Disagree	2.5	
N of Valid	11352	
N of Miss	452	

Table 3.93: Schools Keeping Parents/Public Informed About Student Drug Use And Violence






RESPONSE	Total	
Strongly Agree	58.4	
Agree	29.3	
Undecided	6.2	
Disagree	3.2	
Strongly Disagree	2.9	
N of Valid	11361	
N of Miss	443	

Table 3.94: Community Anti-drug Coalition For Keeping Students Drug Free






RESPONSE	Total	
Strongly Agree	47.7	
Agree	33.7	
Undecided	12.6	
Disagree	3.2	
Strongly Disagree	2.8	
N of Valid	11328	
N of Miss	476	

Table 3.95: After School Activities For Students At School






RESPONSE	Total	
Strongly Agree	52.9	
Agree	32.5	
Undecided	9.1	
Disagree	2.8	
Strongly Disagree	2.6	
N of Valid	11284	
N of Miss	520	

Table 3.96: After School Activities For Students In The Community (Not At School)






RESPONSE	Total	
Strongly Agree	46.4	
Agree	33.5	
Undecided	13.3	
Disagree	3.9	
Strongly Disagree	2.9	
N of Valid	11337	
N of Miss	467	

Table 3.97: Treatment For Students Who Are Drug And/Or Alcohol Dependent






RESPONSE	Total	
Strongly Agree	53.1	
Agree	29.9	
Undecided	12.0	
Disagree	2.5	
Strongly Disagree	2.5	
N of Valid	11306	
N of Miss	498	

Table 3.98: School Policy On Student Use Of Drugs And Alcohol At School






RESPONSE	Total	
Strongly Agree	57.0	
Agree	29.4	
Undecided	7.4	
Disagree	3.2	
Strongly Disagree	3.0	
N of Valid	11348	
N of Miss	456	

Table 3.99: School Policy On Student Violence/Bullying






RESPONSE	Total	
Strongly Agree	56.8	
Agree	28.6	
Undecided	7.8	
Disagree	3.7	
Strongly Disagree	3.1	
N of Valid	11325	
N of Miss	479	

Table 3.100: Having A Security (Police) Officer At The School











RESPONSE	Total	
Strongly Agree	54.6	
Agree	26.7	
Undecided	12.4	
Disagree	3.1	
Strongly Disagree	3.2	
N of Valid	11340	
N of Miss	464	

Table 3.101: Drug Screening Of Students By The School

RESPONSE	Total	
Strongly Agree	46.6	
Agree	24.2	
Undecided	17.0	
Disagree	5.9	
Strongly Disagree	6.3	
N of Valid	11324	
N of Miss	480	