



Questionnaire Report for Parents

2008-09 National Summary - Parents

July 14, 2009

Contents

- 1 Introduction** **1**

- 2 Standard Graphics** **3**

- 3 Percentage Tables** **7**
 - 3.1 Parent Demographics 8
 - 3.2 Student Demographics 9
 - 3.3 Student Information 10
 - 3.4 Community Information 16
 - 3.5 Impressions About Drug Use 19
 - 3.6 During The Past Year Your Child Has Used 22
 - 3.7 How Easy Is It For Students In Your Child’s Grade To Get 25
 - 3.8 Safety at School 30
 - 3.9 Effectiveness of Solutions 33

List of Tables

3.1	Relation To Child	8
3.2	Marital Status	8
3.3	Ethnic Origin	8
3.4	Sex Of Child	9
3.5	Use Of Tobacco - My Child	9
3.6	Use Of Alcohol - My Child	9
3.7	Use Of Drugs - My Child	9
3.8	My Child Makes Good Grades In School	10
3.9	My Child Gets Into Trouble At School	10
3.10	My Child Attends Church, Synagogue, Etc.	10
3.11	I Set Clear Rules For My Child	11
3.12	I Punish My Child When He/She Breaks The Rules	11
3.13	I Talk To My Child About The Harmful Effects Of Using Tobacco, Alcohol And Drugs	11
3.14	Teachers Talk To Students About The Harmful Effects Of Using Tobacco, Alcohol And Drugs	11
3.15	Our School Works With Parents Regarding Drug Abuse Prevention	12
3.16	Law Enforcement Is Doing A Good Job In Keeping Alcohol Away From Students	12
3.17	Law Enforcement Is Doing A Good Job In Keeping Drugs Away From Students	12
3.18	I Am Afraid My Child Will Be Hurt At School	12
3.19	My Child Takes Part In Gang Activities	13
3.20	My Child Has Been Threatened With A Gun, Knife Or Club At School	13
3.21	A Student Has Threatened To Hit, Slap Or Kick My Child	13
3.22	Our School Sets Clear Rules On Using Drugs At School	13
3.23	Our School Sets Clear Rules On Bullying Or Threatening Behavior	14
3.24	I See Ads On TV That Encourage Me To Talk To My Child About Drug Use	14
3.25	My Child Participates In Community Activities Such as Scouts, Rec. Teams, Youth Clubs, Etc.	14
3.26	My Child Participates In School Activities Such as Band, Clubs, Etc.	14
3.27	The School Has Security (Police) Officer	15
3.28	A Security (Police) Officer Can Prevent Violence At School	15
3.29	Every School Needs A Security (Police) Officer	15
3.30	My Child Has Skipped School Without My Permission	15
3.31	Drug And Alcohol Use Is A Big Problem Facing Youth In My Community	16
3.32	Youth Violence Is A Big Problem In My Community	16
3.33	My Child Has Friends Who Drink Alcohol	16
3.34	It Would Be Okay With Me For My Child To Use Alcohol If He/She Would Not Use Other Drugs	17
3.35	Beer Ads Encourage Underage Drinking	17

3.36 My Child Has Friends Who Use Tobacco	17
3.37 My Child Has Friends Who Use Drugs	17
3.38 It Would Be Okay With Me For My Child To Smoke A Little Pot If He/She Would Leave Other Drugs Alone	18
3.39 My Child Has Had 5 Or More Glasses Of Beer, Coolers Or Liquor Within A Few Hours . . .	18
3.40 The Alcohol Industry Does A Good Job Of Discouraging Underage Drinking.	18
3.41 Harmfulness Of Use – Cigarettes	19
3.42 Harmfulness Of Use – Smokeless Tobacco (Chew, Etc.)	19
3.43 Harmfulness Of Use – Cigars	19
3.44 Harmfulness Of Use – Beer	19
3.45 Harmfulness Of Use – Coolers, Breezers, Hard Lemonades, Etc.	20
3.46 Harmfulness Of Use – Liquor	20
3.47 Harmfulness Of Use – Marijuana	20
3.48 Harmfulness Of Use – Cocaine (Crack, Etc)	20
3.49 Harmfulness Of Use – Crystal Meth (Ice, Crank, Etc.)	21
3.50 Percent Of Use – Cigarettes	22
3.51 Percent Of Use – Smokeless Tobacco (Chew, Etc.)	22
3.52 Percent Of Use – Cigars	22
3.53 Percent Of Use – Beer	22
3.54 Percent Of Use – Coolers, Breezers, Hard Lemonades, Etc.	23
3.55 Percent Of Use – Liquor	23
3.56 Percent Of Use – Marijuana	23
3.57 Percent Of Use – Cocaine (Crack, Etc)	23
3.58 Percent Of Use – Crystal Meth (Ice, Crank, Etc.)	24
3.59 How Easy Is It For Students In Your Child's Grade To Get Cigarettes	25
3.60 How Easy Is It For Students In Your Child's Grade To Get Smokeless Tobacco (Chew, Etc.)	25
3.61 How Easy Is It For Students In Your Child's Grade To Get Cigars	25
3.62 How Easy Is It For Students In Your Child's Grade To Get Beer	26
3.63 How Easy Is It For Students In Your Child's Grade To Get Coolers, Breezers, Hard Lemon- ades, Etc.	26
3.64 How Easy Is It For Students In Your Child's Grade To Get Liquor	26
3.65 How Easy Is It For Students In Your Child's Grade To Get Marijuana	26
3.66 How Easy Is It For Students In Your Child's Grade To Get Cocaine (Crack, Etc)	27
3.67 How Easy Is It For Students In Your Child's Grade To Get Uppers (Stimulants)	27
3.68 How Easy Is It For Students In Your Child's Grade To Get Downers (Depressants)	27
3.69 How Easy Is It For Students In Your Child's Grade To Get Inhalants (Glue, Etc)	27
3.70 How Easy Is It For Students In Your Child's Grade To Get Hallucinogens (PCP, LSD, Etc) . .	28
3.71 How Easy Is It For Students In Your Child's Grade To Get Heroin (Opiates)	28
3.72 How Easy Is It For Students In Your Child's Grade To Get Anabolic Steroids	28
3.73 How Easy Is It For Students In Your Child's Grade To Get Ecstasy (MDMA)	28
3.74 How Easy Is It For Students In Your Child's Grade To Get OxyContin	29
3.75 How Easy Is It For Students In Your Child's Grade To Get Crystal Meth (Ice, Crank, Etc.) . .	29
3.76 How Easy Is It For Students In Your Child's Grade To Get A Gun	29
3.77 While At School My Child Feels Safe In The Classroom	30
3.78 While At School My Child Feels Safe In The Cafeteria	30

3.79 While At School My Child Feels Safe In The Halls	30
3.80 While At School My Child Feels Safe In the Bathroom	31
3.81 While At School My Child Feels Safe In The Gym	31
3.82 While At School My Child Feels Safe On The School Bus	31
3.83 While At School My Child Feels Safe At School Events	31
3.84 While At School My Child Feels Safe On The Playground	32
3.85 While At School My Child Feels Safe In The Parking Lot	32
3.86 School-based Education About The Harmful Effects Of Drug And Alcohol Use	33
3.87 TV Ads On Preventing Drug Use By Youth	33
3.88 TV Ads On Preventing Alcohol Use By Youth	33
3.89 Religious Institutions Providing Drug Education To Young People	34
3.90 Parents Providing Drug Education To Their Children	34
3.91 Parents Taking Responsibility For Their Children's Use Of Drugs And Alcohol	34
3.92 News Media Keeping Parents/Public Informed About Student Drug Use And Violence	34
3.93 Schools Keeping Parents/Public Informed About Student Drug Use And Violence	35
3.94 Community Anti-drug Coalition For Keeping Students Drug Free	35
3.95 After School Activities For Students At School	35
3.96 After School Activities For Students In The Community (Not At School)	35
3.97 Treatment For Students Who Are Drug And/Or Alcohol Dependent	36
3.98 School Policy On Student Use Of Drugs And Alcohol At School	36
3.99 School Policy On Student Violence/Bullying	36
3.100 Having A Security (Police) Officer At The School	36
3.101 Drug Screening Of Students By The School	37

List of Figures

- 2.1 During the Past Year My Child Has Used Tobacco 4
- 2.2 During the Past Year My Child Has Used Alcohol 5
- 2.3 During the Past Year My Child Has Used Illicit Drugs 6

Chapter 1

Introduction

The following graphs and tables are compiled from data collected from parents in your school(s) using the *Pride Questionnaire for Parents*. These data reflect information, impressions and knowledge parents have regarding drug and alcohol use and violence amongst your students. It is important that this report be utilized as part of your drug abuse and violence awareness and prevention programs. We strongly suggest that you:

COPY THE FOLLOWING PAGES, (which highlight and graphically summarize drug use and violent behavior by students in your school)

DISTRIBUTE THEM TO YOUR FACULTY

AND SHARE THIS INFORMATION WITH PARENTS.

Most of all, we strongly encourage a parent meeting at your school to share this information!

NOTE: Most drug use occurs at nights and weekends when school is not in session.

FOR GREATEST SUCCESS IN DECREASING DRUG USE, FACULTY, STUDENTS AND PARENTS MUST WORK TOGETHER TOWARD A DRUG-FREE LIFESTYLE.

If you have questions about this report, or if you wish to have information on other **Pride Surveys** services and products, please call the **Pride Surveys** Office or write to the following address:

Pride Surveys

Janie Pitcock

160 Vanderbilt Court

Bowling Green, KY 42103

1-800-279-6361

1-270-746-9596

www.pridesurveys.com

The following information is for **Pride Surveys** internal use only.

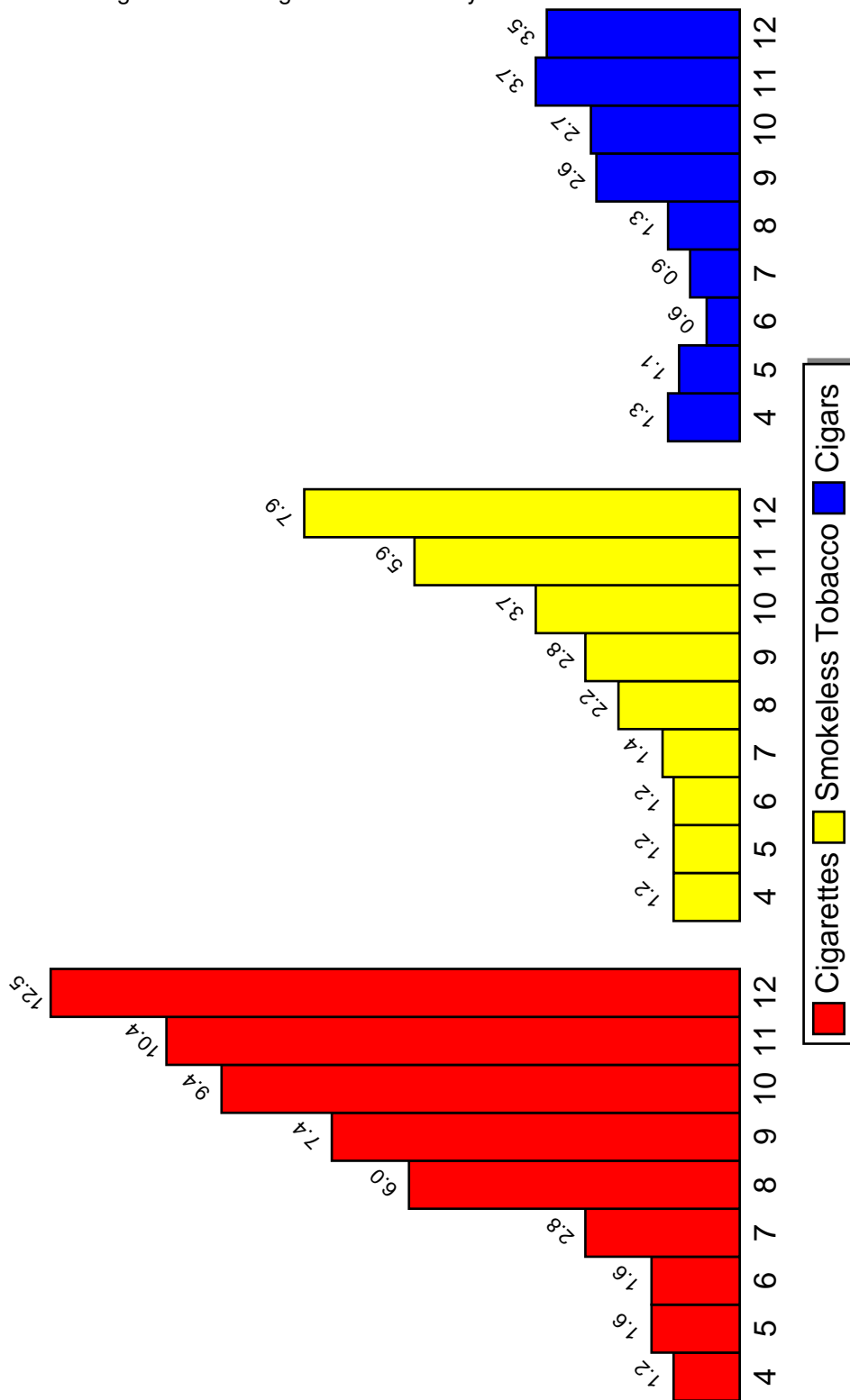
- Data Files: up089999
- Filter:

Chapter 2

Standard Graphics

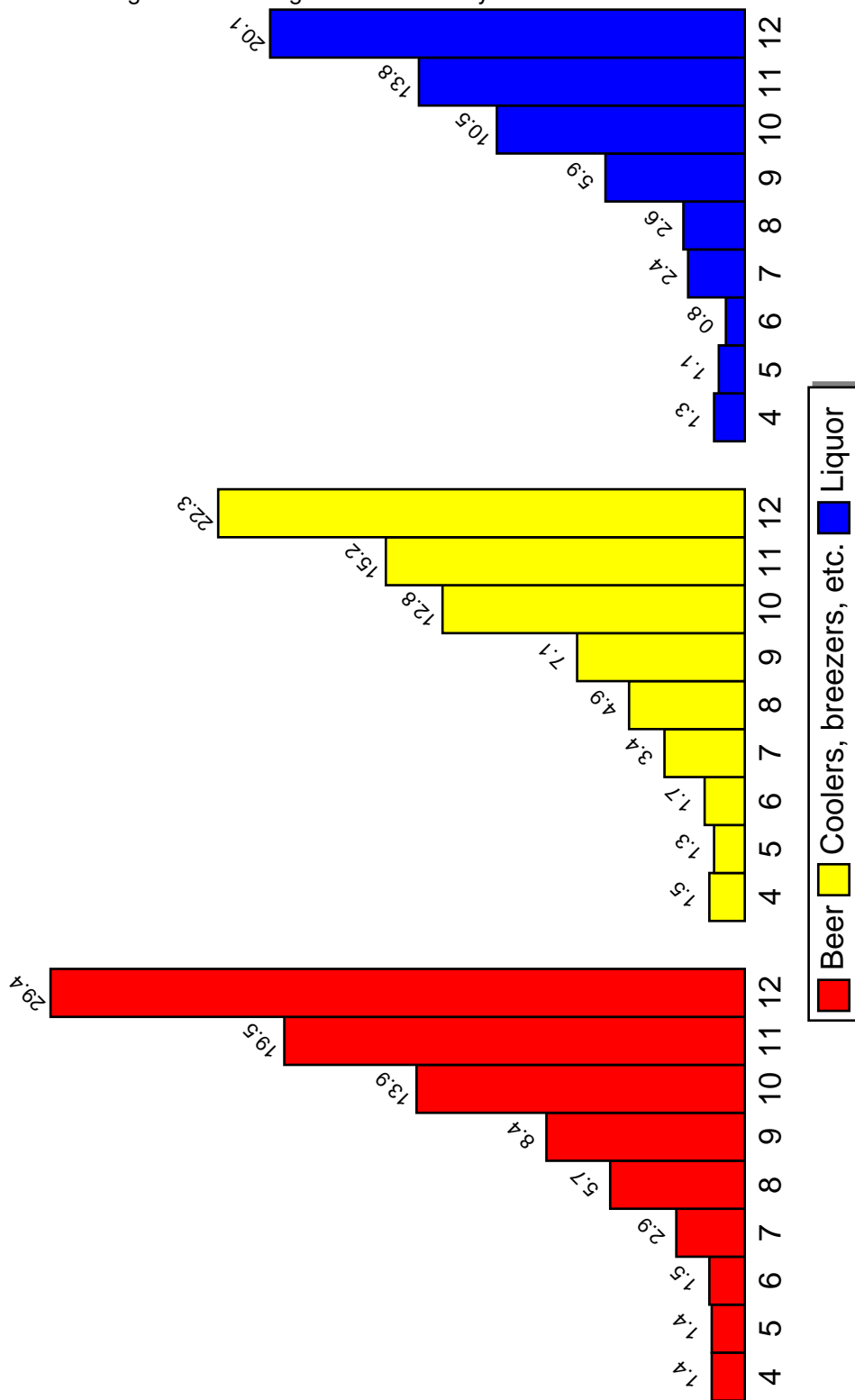
During the Past Year My Child Has Used Tobacco

Figure 2.1: During the Past Year My Child Has Used Tobacco



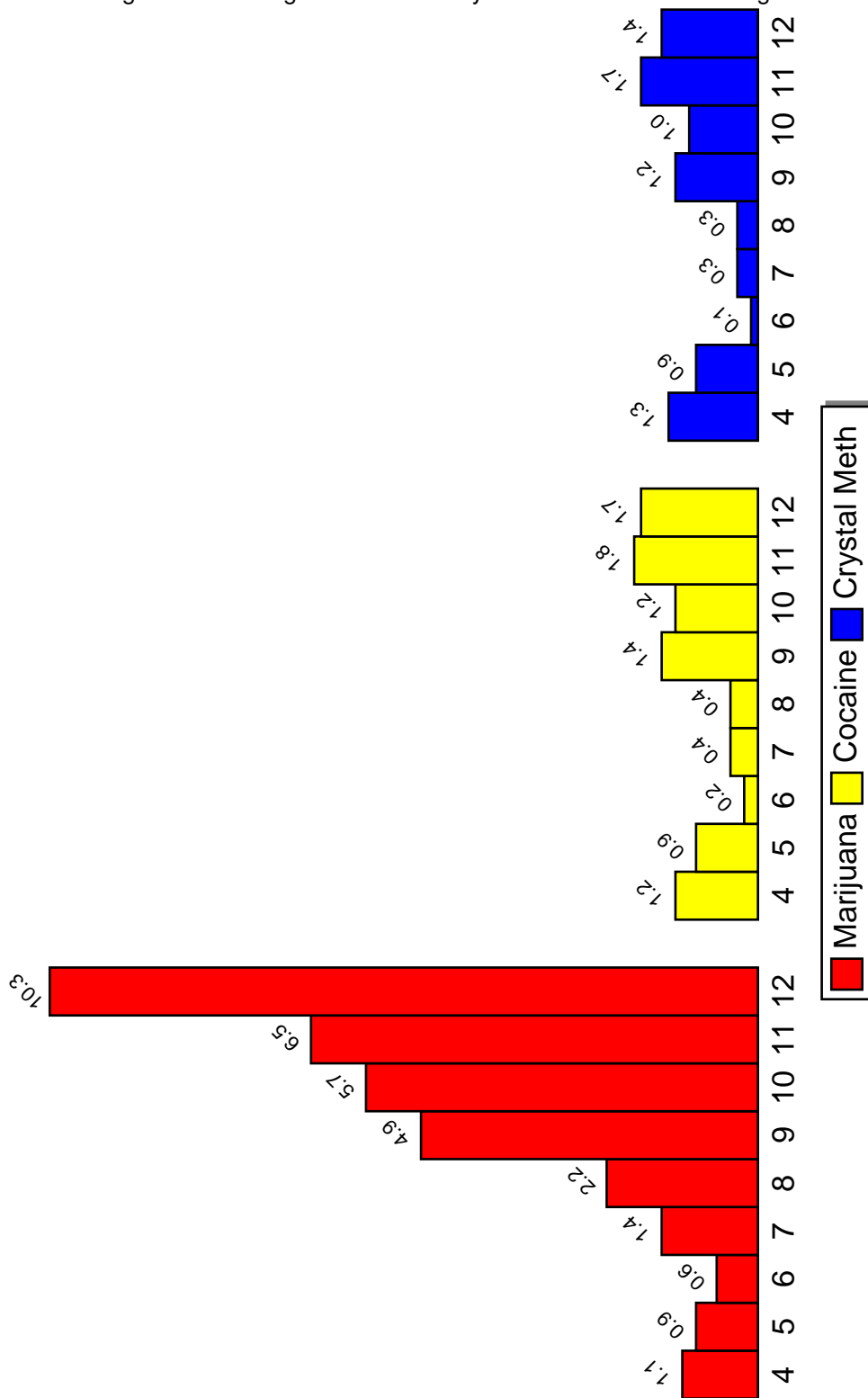
During the Past Year My Child Has Used Alcohol

Figure 2.2: During the Past Year My Child Has Used Alcohol



During the Past Year My Child Has Used Illicit Drugs

Figure 2.3: During the Past Year My Child Has Used Illicit Drugs



Chapter 3

Percentage Tables

This chapter contains your parent survey results in tabular form. Each table corresponds to an item on the questionnaire. The *N of Valid* column contains the number of parents responding to the item and the *N of Missing* column contains the number of parents not responding to the item. The remaining columns contain the percentages of parents responding to the particular response categories.

The percentage tables of the report appear in the same order as corresponding questions on the questionnaire. The Table of Contents contains the percentage tables by section and gives the page number where each section is located. The List of Tables contains the location of each individual table.

3.1 Parent Demographics

Table 3.1: Relation To Child

RESPONSE	Total	
Mother/ Stepmother	80.1	
Father/ Stepfather	12.9	
Grandmother	3.5	
Grandfather	0.4	
Guardian	2.1	
Other	0.9	
N of Valid	9052	
N of Miss	131	

Table 3.2: Marital Status

RESPONSE	Total	
Married	65.8	
Separated	4.0	
Divorced	11.3	
Remarried	2.2	
Single	14.7	
Widowed	2.0	
N of Valid	9036	
N of Miss	149	

Table 3.3: Ethnic Origin

RESPONSE	Total	
White	62.9	
African American	31.9	
Hispanic	2.4	
Asian/Pacific Isle	1.0	
Native American	0.6	
Mixed Origin	0.7	
Other	0.5	
N of Valid	9000	
N of Miss	185	

3.2 Student Demographics

Table 3.4: Sex Of Child



RESPONSE	Total	
Male	44.8	
Female	55.2	
N of Valid	9141	
N of Miss	44	

Table 3.5: Use Of Tobacco - My Child



RESPONSE	Total	
Never Used	93.3	
Has Tried or Is Using	6.7	
N of Valid	9044	
N of Miss	141	

Table 3.6: Use Of Alcohol - My Child





RESPONSE	Total	
Never Used	88.9	
Has Tried or Is Using	11.1	
N of Valid	8953	
N of Miss	232	

Table 3.7: Use Of Drugs - My Child

RESPONSE	Total	
Never Used	96.8	
Has Tried or Is Using	3.2	
N of Valid	8953	
N of Miss	232	

3.3 Student Information

Table 3.8: My Child Makes Good Grades In School






RESPONSE	Total	
Never	0.5	
Seldom	1.7	
Sometimes	17.3	
Often	28.3	
A Lot	52.2	
N of Valid	9140	
N of Miss	45	

Table 3.9: My Child Gets Into Trouble At School






RESPONSE	Total	
Never	50.1	
Seldom	34.9	
Sometimes	12.2	
Often	1.9	
A Lot	0.9	
N of Valid	9117	
N of Miss	68	

Table 3.10: My Child Attends Church, Synagogue, Etc.






RESPONSE	Total	
Never	6.7	
Seldom	10.2	
Sometimes	20.5	
Often	20.6	
A Lot	42.1	
N of Valid	9116	
N of Miss	69	

Table 3.11: I Set Clear Rules For My Child






RESPONSE	Total	
Never	0.6	
Seldom	0.8	
Sometimes	5.5	
Often	28.2	
A Lot	65.0	
N of Valid	9070	
N of Miss	115	

Table 3.12: I Punish My Child When He/She Breaks The Rules






RESPONSE	Total	
Never	1.3	
Seldom	3.1	
Sometimes	16.9	
Often	39.7	
A Lot	39.0	
N of Valid	9014	
N of Miss	171	

Table 3.13: I Talk To My Child About The Harmful Effects Of Using Tobacco, Alcohol And Drugs






RESPONSE	Total	
Never	1.2	
Seldom	2.7	
Sometimes	14.8	
Often	31.5	
A Lot	49.7	
N of Valid	9127	
N of Miss	58	

Table 3.14: Teachers Talk To Students About The Harmful Effects Of Using Tobacco, Alcohol And Drugs






RESPONSE	Total	
Never	2.8	
Seldom	8.7	
Sometimes	35.9	
Often	31.3	
A Lot	21.2	
N of Valid	8871	
N of Miss	314	

Table 3.15: Our School Works With Parents Regarding Drug Abuse Prevention






RESPONSE	Total	
Never	9.3	
Seldom	15.1	
Sometimes	30.6	
Often	27.5	
A Lot	17.5	
N of Valid	8744	
N of Miss	441	

Table 3.16: Law Enforcement Is Doing A Good Job In Keeping Alcohol Away From Students






RESPONSE	Total	
Never	5.1	
Seldom	14.9	
Sometimes	35.3	
Often	25.7	
A Lot	19.0	
N of Valid	8819	
N of Miss	366	

Table 3.17: Law Enforcement Is Doing A Good Job In Keeping Drugs Away From Students






RESPONSE	Total	
Never	5.5	
Seldom	15.4	
Sometimes	34.6	
Often	25.3	
A Lot	19.1	
N of Valid	8793	
N of Miss	392	

Table 3.18: I Am Afraid My Child Will Be Hurt At School






RESPONSE	Total	
Never	33.6	
Seldom	36.5	
Sometimes	22.5	
Often	4.2	
A Lot	3.2	
N of Valid	9048	
N of Miss	137	

Table 3.19: My Child Takes Part In Gang Activities

RESPONSE	Total	
Never	96.2	
Seldom	1.4	
Sometimes	1.2	
Often	0.6	
A Lot	0.7	
N of Valid	9034	
N of Miss	151	

Table 3.20: My Child Has Been Threatened With A Gun, Knife Or Club At School

RESPONSE	Total	
Never	95.2	
Seldom	2.2	
Sometimes	1.5	
Often	0.5	
A Lot	0.5	
N of Valid	9108	
N of Miss	77	

Table 3.21: A Student Has Threatened To Hit, Slap Or Kick My Child

RESPONSE	Total	
Never	58.2	
Seldom	23.0	
Sometimes	13.5	
Often	3.4	
A Lot	1.9	
N of Valid	9085	
N of Miss	100	

Table 3.22: Our School Sets Clear Rules On Using Drugs At School

RESPONSE	Total	
Never	3.0	
Seldom	3.1	
Sometimes	9.6	
Often	27.6	
A Lot	56.8	
N of Valid	9014	
N of Miss	171	

Table 3.23: Our School Sets Clear Rules On Bullying Or Threatening Behavior






RESPONSE	Total	
Never	3.6	
Seldom	6.8	
Sometimes	18.6	
Often	29.4	
A Lot	41.6	
N of Valid	8997	
N of Miss	188	

Table 3.24: I See Ads On TV That Encourage Me To Talk To My Child About Drug Use






RESPONSE	Total	
Never	2.5	
Seldom	6.5	
Sometimes	27.4	
Often	31.8	
A Lot	31.8	
N of Valid	9059	
N of Miss	126	

Table 3.25: My Child Participates In Community Activities Such as Scouts, Rec. Teams, Youth Clubs, Etc.






RESPONSE	Total	
Never	13.3	
Seldom	12.6	
Sometimes	22.1	
Often	21.9	
A Lot	30.1	
N of Valid	9087	
N of Miss	98	

Table 3.26: My Child Participates In School Activities Such as Band, Clubs, Etc.






RESPONSE	Total	
Never	18.6	
Seldom	12.8	
Sometimes	20.2	
Often	19.3	
A Lot	29.2	
N of Valid	9013	
N of Miss	172	

Table 3.27: The School Has Security (Police) Officer



RESPONSE	Total	
Yes	54.1	
No	45.9	
N of Valid	8830	
N of Miss	355	

Table 3.28: A Security (Police) Officer Can Prevent Violence At School



RESPONSE	Total	
Yes	67.0	
No	33.0	
N of Valid	8766	
N of Miss	419	

Table 3.29: Every School Needs A Security (Police) Officer





RESPONSE	Total	
Yes	81.2	
No	18.8	
N of Valid	8961	
N of Miss	224	

Table 3.30: My Child Has Skipped School Without My Permission

RESPONSE	Total	
Yes	4.1	
No	95.9	
N of Valid	9032	
N of Miss	153	

3.4 Community Information

Table 3.31: Drug And Alcohol Use Is A Big Problem Facing Youth In My Community






RESPONSE	Total	
Never	8.6	
Seldom	10.7	
Sometimes	25.2	
Often	27.5	
A Lot	28.0	
N of Valid	9036	
N of Miss	149	

Table 3.32: Youth Violence Is A Big Problem In My Community






RESPONSE	Total	
Never	14.4	
Seldom	30.9	
Sometimes	31.1	
Often	12.9	
A Lot	10.7	
N of Valid	9006	
N of Miss	179	

Table 3.33: My Child Has Friends Who Drink Alcohol






RESPONSE	Total	
Never	65.1	
Seldom	13.5	
Sometimes	12.6	
Often	5.2	
A Lot	3.6	
N of Valid	8895	
N of Miss	290	

Table 3.34: It Would Be Okay With Me For My Child To Use Alcohol If He/She Would Not Use Other Drugs






RESPONSE	Total	
Never	93.0	
Seldom	3.8	
Sometimes	2.0	
Often	0.5	
A Lot	0.7	
N of Valid	9054	
N of Miss	131	

Table 3.35: Beer Ads Encourage Underage Drinking






RESPONSE	Total	
Never	17.0	
Seldom	13.6	
Sometimes	30.4	
Often	16.8	
A Lot	22.2	
N of Valid	8997	
N of Miss	188	

Table 3.36: My Child Has Friends Who Use Tobacco






RESPONSE	Total	
Never	66.6	
Seldom	12.8	
Sometimes	11.7	
Often	4.9	
A Lot	3.9	
N of Valid	8938	
N of Miss	247	

Table 3.37: My Child Has Friends Who Use Drugs






RESPONSE	Total	
Never	78.3	
Seldom	10.2	
Sometimes	7.1	
Often	2.2	
A Lot	2.1	
N of Valid	8881	
N of Miss	304	

Table 3.38: It Would Be Okay With Me For My Child To Smoke A Little Pot If He/She Would Leave Other Drugs Alone






RESPONSE	Total	
Never	96.5	
Seldom	1.4	
Sometimes	1.1	
Often	0.4	
A Lot	0.7	
N of Valid	9069	
N of Miss	116	

Table 3.39: My Child Has Had 5 Or More Glasses Of Beer, Coolers Or Liquor Within A Few Hours











RESPONSE	Total	
Never	96.2	
Seldom	1.7	
Sometimes	1.2	
Often	0.3	
A Lot	0.6	
N of Valid	9034	
N of Miss	151	

Table 3.40: The Alcohol Industry Does A Good Job Of Discouraging Underage Drinking.

RESPONSE	Total	
Never	30.3	
Seldom	29.2	
Sometimes	27.4	
Often	7.6	
A Lot	5.5	
N of Valid	8966	
N of Miss	219	

3.5 Impressions About Drug Use

Table 3.41: Harmfulness Of Use – Cigarettes

RESPONSE	Total	
No Harm	0.8	
Some Harm	1.6	
Harmful	8.9	
Very Harmful	88.8	
N of Valid	9065	
N of Miss	120	

Table 3.42: Harmfulness Of Use – Smokeless Tobacco (Chew, Etc.)

RESPONSE	Total	
No Harm	0.9	
Some Harm	2.2	
Harmful	12.5	
Very Harmful	84.3	
N of Valid	9030	
N of Miss	155	

Table 3.43: Harmfulness Of Use – Cigars

RESPONSE	Total	
No Harm	0.8	
Some Harm	2.2	
Harmful	11.3	
Very Harmful	85.7	
N of Valid	9006	
N of Miss	179	

Table 3.44: Harmfulness Of Use – Beer

RESPONSE	Total	
No Harm	1.1	
Some Harm	6.0	
Harmful	16.5	
Very Harmful	76.3	
N of Valid	8983	
N of Miss	202	

Table 3.45: Harmfulness Of Use – Coolers, Breezers, Hard Lemonades, Etc.





RESPONSE	Total	
No Harm	1.6	
Some Harm	6.9	
Harmful	17.0	
Very Harmful	74.6	
N of Valid	8986	
N of Miss	199	

Table 3.46: Harmfulness Of Use – Liquor





RESPONSE	Total	
No Harm	0.8	
Some Harm	2.9	
Harmful	11.9	
Very Harmful	84.5	
N of Valid	8987	
N of Miss	198	

Table 3.47: Harmfulness Of Use – Marijuana





RESPONSE	Total	
No Harm	1.0	
Some Harm	1.9	
Harmful	7.2	
Very Harmful	89.9	
N of Valid	8991	
N of Miss	194	

Table 3.48: Harmfulness Of Use – Cocaine (Crack, Etc)





RESPONSE	Total	
No Harm	0.7	
Some Harm	0.2	
Harmful	1.5	
Very Harmful	97.6	
N of Valid	8988	
N of Miss	197	

Table 3.49: Harmfulness Of Use – Crystal Meth (Ice, Crank, Etc.)

RESPONSE	Total	
No Harm	0.6	■
Some Harm	0.2	■
Harmful	1.5	■
Very Harmful	97.6	■
N of Valid	8989	
N of Miss	195	

3.6 During The Past Year Your Child Has Used

Table 3.50: Percent Of Use – Cigarettes

RESPONSE	Total	
Did Not Use	95.3	
1-6 Times a Year	2.2	
1-2 Times a Month	0.8	
1-7 Times a Week	1.7	
N of Valid	9026	
N of Miss	159	

Table 3.51: Percent Of Use – Smokeless Tobacco (Chew, Etc.)

RESPONSE	Total	
Did Not Use	97.6	
1-6 Times a Year	1.3	
1-2 Times a Month	0.3	
1-7 Times a Week	0.8	
N of Valid	9028	
N of Miss	157	

Table 3.52: Percent Of Use – Cigars

RESPONSE	Total	
Did Not Use	98.4	
1-6 Times a Year	0.8	
1-2 Times a Month	0.3	
1-7 Times a Week	0.5	
N of Valid	9024	
N of Miss	161	

Table 3.53: Percent Of Use – Beer

RESPONSE	Total	
Did Not Use	93.2	
1-6 Times a Year	4.9	
1-2 Times a Month	1.1	
1-7 Times a Week	0.8	
N of Valid	9014	
N of Miss	171	

Table 3.54: Percent Of Use – Coolers, Breezers, Hard Lemonades, Etc.

RESPONSE	Total	
Did Not Use	94.1	
1-6 Times a Year	4.4	
1-2 Times a Month	0.9	
1-7 Times a Week	0.6	
N of Valid	9014	
N of Miss	171	

Table 3.55: Percent Of Use – Liquor

RESPONSE	Total	
Did Not Use	95.3	
1-6 Times a Year	3.3	
1-2 Times a Month	0.7	
1-7 Times a Week	0.6	
N of Valid	9024	
N of Miss	161	





Table 3.56: Percent Of Use – Marijuana

RESPONSE	Total	
Did Not Use	97.2	
1-6 Times a Year	1.6	
1-2 Times a Month	0.4	
1-7 Times a Week	0.8	
N of Valid	9024	
N of Miss	161	

Table 3.57: Percent Of Use – Cocaine (Crack, Etc)

RESPONSE	Total	
Did Not Use	99.1	
1-6 Times a Year	0.3	
1-2 Times a Month	0.1	
1-7 Times a Week	0.5	
N of Valid	9012	
N of Miss	173	

Table 3.58: Percent Of Use – Crystal Meth (Ice, Crank, Etc.)

RESPONSE	Total	
Did Not Use	99.2	
1-6 Times a Year	0.2	
1-2 Times a Month	0.1	
1-7 Times a Week	0.5	
N of Valid	9005	
N of Miss	180	

3.7 How Easy Is It For Students In Your Child's Grade To Get

Table 3.59: How Easy Is It For Students In Your Child's Grade To Get Cigarettes






RESPONSE	Total	
Cannot Get	25.3	
Very Difficult	12.3	
Fairly Difficult	14.9	
Fairly Easy	28.3	
Very Easy	19.2	
N of Valid	8837	
N of Miss	348	

Table 3.60: How Easy Is It For Students In Your Child's Grade To Get Smokeless Tobacco (Chew, Etc.)






RESPONSE	Total	
Cannot Get	27.4	
Very Difficult	12.7	
Fairly Difficult	15.4	
Fairly Easy	26.8	
Very Easy	17.7	
N of Valid	8830	
N of Miss	355	

Table 3.61: How Easy Is It For Students In Your Child's Grade To Get Cigars






RESPONSE	Total	
Cannot Get	29.5	
Very Difficult	15.0	
Fairly Difficult	17.5	
Fairly Easy	24.2	
Very Easy	13.8	
N of Valid	8790	
N of Miss	395	

Table 3.62: How Easy Is It For Students In Your Child's Grade To Get Beer

RESPONSE	Total	
Cannot Get	28.5	
Very Difficult	14.8	
Fairly Difficult	17.8	
Fairly Easy	24.7	
Very Easy	14.2	
N of Valid	8833	
N of Miss	352	

Table 3.63: How Easy Is It For Students In Your Child's Grade To Get Coolers, Breezers, Hard Lemonades, Etc.

RESPONSE	Total	
Cannot Get	29.4	
Very Difficult	15.6	
Fairly Difficult	18.1	
Fairly Easy	23.9	
Very Easy	13.0	
N of Valid	8811	
N of Miss	374	

Table 3.64: How Easy Is It For Students In Your Child's Grade To Get Liquor

RESPONSE	Total	
Cannot Get	30.9	
Very Difficult	16.9	
Fairly Difficult	18.6	
Fairly Easy	21.7	
Very Easy	11.8	
N of Valid	8809	
N of Miss	376	

Table 3.65: How Easy Is It For Students In Your Child's Grade To Get Marijuana

RESPONSE	Total	
Cannot Get	32.5	
Very Difficult	18.4	
Fairly Difficult	17.5	
Fairly Easy	20.4	
Very Easy	11.2	
N of Valid	8797	
N of Miss	388	

Table 3.66: How Easy Is It For Students In Your Child's Grade To Get Cocaine (Crack, Etc)

RESPONSE	Total	
Cannot Get	37.6	
Very Difficult	23.5	
Fairly Difficult	18.5	
Fairly Easy	13.9	
Very Easy	6.5	
N of Valid	8763	
N of Miss	422	

Table 3.67: How Easy Is It For Students In Your Child's Grade To Get Uppers (Stimulants)

RESPONSE	Total	
Cannot Get	35.8	
Very Difficult	21.2	
Fairly Difficult	19.1	
Fairly Easy	16.3	
Very Easy	7.7	
N of Valid	8760	
N of Miss	425	

Table 3.68: How Easy Is It For Students In Your Child's Grade To Get Downers (Depressants)

RESPONSE	Total	
Cannot Get	35.4	
Very Difficult	20.9	
Fairly Difficult	19.5	
Fairly Easy	16.5	
Very Easy	7.7	
N of Valid	8749	
N of Miss	436	

Table 3.69: How Easy Is It For Students In Your Child's Grade To Get Inhalants (Glue, Etc)

RESPONSE	Total	
Cannot Get	30.6	
Very Difficult	14.1	
Fairly Difficult	13.5	
Fairly Easy	21.2	
Very Easy	20.6	
N of Valid	8763	
N of Miss	422	

Table 3.70: How Easy Is It For Students In Your Child's Grade To Get Hallucinogens (PCP, LSD, Etc)

RESPONSE	Total	
Cannot Get	39.6	
Very Difficult	25.0	
Fairly Difficult	18.7	
Fairly Easy	11.2	
Very Easy	5.5	
N of Valid	8729	
N of Miss	456	

Table 3.71: How Easy Is It For Students In Your Child's Grade To Get Heroin (Opiates)

RESPONSE	Total	
Cannot Get	41.2	
Very Difficult	26.3	
Fairly Difficult	17.2	
Fairly Easy	10.3	
Very Easy	5.0	
N of Valid	8728	
N of Miss	457	

Table 3.72: How Easy Is It For Students In Your Child's Grade To Get Anabolic Steroids

RESPONSE	Total	
Cannot Get	39.1	
Very Difficult	24.3	
Fairly Difficult	18.7	
Fairly Easy	12.0	
Very Easy	5.9	
N of Valid	8727	
N of Miss	458	

Table 3.73: How Easy Is It For Students In Your Child's Grade To Get Ecstasy (MDMA)

RESPONSE	Total	
Cannot Get	39.9	
Very Difficult	24.7	
Fairly Difficult	17.8	
Fairly Easy	11.9	
Very Easy	5.7	
N of Valid	8718	
N of Miss	467	

Table 3.74: How Easy Is It For Students In Your Child's Grade To Get OxyContin






RESPONSE	Total	
Cannot Get	39.1	
Very Difficult	23.2	
Fairly Difficult	18.3	
Fairly Easy	12.9	
Very Easy	6.4	
N of Valid	8730	
N of Miss	455	

Table 3.75: How Easy Is It For Students In Your Child's Grade To Get Crystal Meth (Ice, Crank, Etc.)











RESPONSE	Total	
Cannot Get	39.7	
Very Difficult	24.4	
Fairly Difficult	17.5	
Fairly Easy	12.4	
Very Easy	6.1	
N of Valid	8732	
N of Miss	453	

Table 3.76: How Easy Is It For Students In Your Child's Grade To Get A Gun

RESPONSE	Total	
Cannot Get	32.0	
Very Difficult	18.9	
Fairly Difficult	18.1	
Fairly Easy	18.9	
Very Easy	12.1	
N of Valid	8718	
N of Miss	467	

3.8 Safety at School

Table 3.77: While At School My Child Feels Safe In The Classroom






RESPONSE	Total	
Never	1.5	
Seldom	1.4	
Sometimes	8.3	
Often	26.4	
A Lot	62.4	
N of Valid	8988	
N of Miss	197	

Table 3.78: While At School My Child Feels Safe In The Cafeteria






RESPONSE	Total	
Never	2.0	
Seldom	2.1	
Sometimes	10.3	
Often	29.1	
A Lot	56.5	
N of Valid	8973	
N of Miss	212	

Table 3.79: While At School My Child Feels Safe In The Halls






RESPONSE	Total	
Never	2.6	
Seldom	3.3	
Sometimes	13.0	
Often	29.6	
A Lot	51.5	
N of Valid	8977	
N of Miss	208	

Table 3.80: While At School My Child Feels Safe In the Bathroom






RESPONSE	Total	
Never	3.6	
Seldom	4.2	
Sometimes	14.4	
Often	28.9	
A Lot	49.0	
N of Valid	8965	
N of Miss	220	

Table 3.81: While At School My Child Feels Safe In The Gym






RESPONSE	Total	
Never	2.4	
Seldom	2.7	
Sometimes	11.6	
Often	28.5	
A Lot	54.7	
N of Valid	8930	
N of Miss	255	

Table 3.82: While At School My Child Feels Safe On The School Bus






RESPONSE	Total	
Never	6.1	
Seldom	4.6	
Sometimes	16.0	
Often	27.0	
A Lot	46.3	
N of Valid	8471	
N of Miss	714	

Table 3.83: While At School My Child Feels Safe At School Events






RESPONSE	Total	
Never	3.0	
Seldom	3.2	
Sometimes	14.1	
Often	29.7	
A Lot	50.0	
N of Valid	8922	
N of Miss	263	

Table 3.84: While At School My Child Feels Safe On The Playground











RESPONSE	Total	
Never	3.6	
Seldom	3.3	
Sometimes	13.4	
Often	29.2	
A Lot	50.5	
N of Valid	8708	
N of Miss	477	

Table 3.85: While At School My Child Feels Safe In The Parking Lot

RESPONSE	Total	
Never	4.8	
Seldom	4.0	
Sometimes	14.6	
Often	29.0	
A Lot	47.6	
N of Valid	8897	
N of Miss	288	

3.9 Effectiveness of Solutions

Table 3.86: School-based Education About The Harmful Effects Of Drug And Alcohol Use






RESPONSE	Total	
Strongly Agree	53.4	
Agree	33.5	
Undecided	7.6	
Disagree	2.7	
Strongly Disagree	2.7	
N of Valid	8869	
N of Miss	316	

Table 3.87: TV Ads On Preventing Drug Use By Youth






RESPONSE	Total	
Strongly Agree	42.1	
Agree	37.9	
Undecided	12.2	
Disagree	5.2	
Strongly Disagree	2.7	
N of Valid	8887	
N of Miss	298	

Table 3.88: TV Ads On Preventing Alcohol Use By Youth






RESPONSE	Total	
Strongly Agree	41.8	
Agree	36.4	
Undecided	12.9	
Disagree	6.0	
Strongly Disagree	2.9	
N of Valid	8841	
N of Miss	344	

Table 3.89: Religious Institutions Providing Drug Education To Young People






RESPONSE	Total	
Strongly Agree	46.1	
Agree	34.0	
Undecided	13.5	
Disagree	3.5	
Strongly Disagree	2.9	
N of Valid	8891	
N of Miss	294	

Table 3.90: Parents Providing Drug Education To Their Children






RESPONSE	Total	
Strongly Agree	65.4	
Agree	25.9	
Undecided	4.4	
Disagree	1.8	
Strongly Disagree	2.6	
N of Valid	8906	
N of Miss	279	

Table 3.91: Parents Taking Responsibility For Their Children's Use Of Drugs And Alcohol






RESPONSE	Total	
Strongly Agree	65.0	
Agree	21.2	
Undecided	6.5	
Disagree	3.6	
Strongly Disagree	3.8	
N of Valid	8899	
N of Miss	286	

Table 3.92: News Media Keeping Parents/Public Informed About Student Drug Use And Violence






RESPONSE	Total	
Strongly Agree	48.3	
Agree	34.5	
Undecided	11.1	
Disagree	3.5	
Strongly Disagree	2.5	
N of Valid	8881	
N of Miss	304	

Table 3.93: Schools Keeping Parents/Public Informed About Student Drug Use And Violence






RESPONSE	Total	
Strongly Agree	57.6	
Agree	29.6	
Undecided	6.9	
Disagree	3.0	
Strongly Disagree	2.9	
N of Valid	8888	
N of Miss	297	

Table 3.94: Community Anti-drug Coalition For Keeping Students Drug Free






RESPONSE	Total	
Strongly Agree	48.4	
Agree	34.1	
Undecided	11.8	
Disagree	3.1	
Strongly Disagree	2.6	
N of Valid	8860	
N of Miss	325	

Table 3.95: After School Activities For Students At School






RESPONSE	Total	
Strongly Agree	51.6	
Agree	33.3	
Undecided	10.0	
Disagree	2.7	
Strongly Disagree	2.4	
N of Valid	8847	
N of Miss	338	

Table 3.96: After School Activities For Students In The Community (Not At School)






RESPONSE	Total	
Strongly Agree	45.2	
Agree	34.4	
Undecided	13.6	
Disagree	3.8	
Strongly Disagree	3.1	
N of Valid	8867	
N of Miss	318	

Table 3.97: Treatment For Students Who Are Drug And/Or Alcohol Dependent






RESPONSE	Total	
Strongly Agree	52.4	
Agree	30.3	
Undecided	12.2	
Disagree	2.5	
Strongly Disagree	2.6	
N of Valid	8859	
N of Miss	326	

Table 3.98: School Policy On Student Use Of Drugs And Alcohol At School






RESPONSE	Total	
Strongly Agree	55.9	
Agree	31.2	
Undecided	7.4	
Disagree	2.9	
Strongly Disagree	2.6	
N of Valid	8860	
N of Miss	325	

Table 3.99: School Policy On Student Violence/Bullying






RESPONSE	Total	
Strongly Agree	56.5	
Agree	28.7	
Undecided	8.2	
Disagree	3.4	
Strongly Disagree	3.1	
N of Valid	8858	
N of Miss	327	

Table 3.100: Having A Security (Police) Officer At The School











RESPONSE	Total	
Strongly Agree	55.0	
Agree	27.0	
Undecided	12.2	
Disagree	2.9	
Strongly Disagree	3.0	
N of Valid	8879	
N of Miss	306	

Table 3.101: Drug Screening Of Students By The School

RESPONSE	Total	
Strongly Agree	48.9	
Agree	24.9	
Undecided	16.1	
Disagree	4.6	
Strongly Disagree	5.5	
N of Valid	8865	
N of Miss	320	