

PRIDE Questionnaire Report for Grades 6 thru 12

2003-04 Georgia Summary

June 23, 2004

Contents

- 1 Introduction** **1**

 - 1.1 Drug Use Summary 3
 - 1.2 Cigarette Use 3
 - 1.3 Beer Use 3
 - 1.4 Marijuana Use 4
 - 1.5 Cocaine Use 5
 - 1.6 Hallucinogen Use 5

- 2 Standard Graphics** **7**

 - 2.1 Frequency of Use 8
 - 2.2 Where Do You Use 14
 - 2.3 When Do You Use 23
 - 2.4 Harmfulness to Health 32
 - 2.5 Availability 41
 - 2.6 Friends Use 50

- 3 Advanced Graphics** **54**

 - 3.1 Effect of Use By Students Who Use Drugs 55
 - 3.2 Frequency of Use by Sex 60
 - 3.3 Illicit Drug Use by Risk & Protective Factors 69

- 4 Summary Statistics** **93**

 - 4.1 Guns 94
 - 4.2 Gangs 95
 - 4.3 Suicide 96
 - 4.4 Threatening Behaviors 97
 - 4.5 Trouble With The Police 98
 - 4.6 Personal Safety 99
 - 4.7 Risk and Protective Factors 99

 - 4.7.1 Community - Risk Factors 100
 - 4.7.2 Community - Protective Factors 101
 - 4.7.3 School - Risk Factors 101
 - 4.7.4 School - Protective Factors 102
 - 4.7.5 Family - Risk Factors 102
 - 4.7.6 Family - Protective Factors 102
 - 4.7.7 Individual - Risk Factors 103
 - 4.7.8 Individual - Protective Factors 104

5	Drug-Free Communities Support Program - OJJDP Required Statistics	105
5.1	Monthly Use	106
5.2	Perception of Risk	108
5.3	Perception of Disapproval	110
5.4	Age of First Use	113
6	Percentage Tables	115
6.1	Personal & Family Information	116
6.2	Student Characteristics	120
6.3	Harmful To Health	137
6.4	Within The Past Year How Often Have You Used	143
6.5	At What Age Did You First	150
6.6	Where Do You Use	156
6.7	When Do You Use	163
6.8	While At School Have You	170
6.9	What Effect Do You Most Often Get When You Use	175
6.10	How Easy Is It To Get	181
6.11	In My School, I Feel Safe...	187
6.12	In My Neighborhood, I Feel Safe...	191
6.13	Would Your Parents Disapprove Of You	194
6.14	Would Your Friends Disapprove Of You	197
6.15	Frequency of Use	200

List of Tables

- 5.1 Monthly Use of Alcohol 106
- 5.2 Monthly Use of Tobacco 106
- 5.3 Monthly Use of Marijuana 107
- 5.4 Perception of Risk of Alcohol 108
- 5.5 Perception of Risk of Tobacco 108
- 5.6 Perception of Risk of Marijuana 109
- 5.7 Perception of Parents Disapproval of Tobacco 110
- 5.8 Perception of Parents Disapproval of Alcohol 110
- 5.9 Perception of Parents Disapproval of Marijuana 111
- 5.10 Perception of Friends Disapproval of Tobacco 111
- 5.11 Perception of Friends Disapproval of Alcohol 111
- 5.12 Perception of Friends Disapproval of Marijuana 112
- 5.13 When did you first use any alcohol? 113
- 5.14 When did you first use any tobacco? 113
- 5.15 When did you first use marijuana? 114

- 6.1 Ethnic Origin 116
- 6.2 Sex 116
- 6.3 Age 117
- 6.4 Do you live with: 117
- 6.5 Do you have a job? 117
- 6.6 Does your father have a job? 118
- 6.7 Does your mother have a job? 118
- 6.8 What is the educational level of your father? 118
- 6.9 What is the educational level of your mother? 119
- 6.10 Do you make good grades? 120
- 6.11 Do you get into trouble at school? 120
- 6.12 Do you take part in school sports teams? 121
- 6.13 Do you take part in school activities such as band, clubs, etc? 121
- 6.14 Do you take part in community activities such as scouts, rec. teams, youth clubs, etc? 121
- 6.15 Do you attend church, synagogue, etc.? 122
- 6.16 Have you threatened to harm a teacher? 122
- 6.17 Have you threatened to harm one or both of your parents, guardians, etc.? 122
- 6.18 Do your parents talk with you about the problems of tobacco use? 123
- 6.19 Do your parents talk with you about the problems of alcohol use? 123
- 6.20 Do your parents talk with you about the problems of drug use? 123
- 6.21 Do your teachers talk with you about the problems of alcohol use? 124

6.22	Do your teachers talk with you about the problems of drug use?	124
6.23	Does your school set clear rules on bringing a gun to school?	124
6.24	Does your school set clear rules on using drugs at school?	125
6.25	Does your school set clear rules on bullying or threatening other students at school?	125
6.26	Does your school punish you when you break the rules?	125
6.27	Do your parents set clear rules for you?	126
6.28	Do your parents punish you when you break the rules?	126
6.29	Have you been in trouble with the police?	126
6.30	Do you take part in gang activities?	127
6.31	Have you thought about committing suicide?	128
6.32	While NOT at school have you carried a gun for protection or as a weapon?	128
6.33	Have you received treatment or counseling for alcohol and/or drug use?	128
6.34	Have you been caught using alcohol?	129
6.35	Have you been caught using drugs?	129
6.36	Do you have an adult, other than your parent or guardian, that you talk to about problems?	129
6.37	Do you buy or sell drugs at school?	130
6.38	Do you buy or sell drugs when NOT at school?	130
6.39	Do your friends use tobacco? (cigarettes, cigars, etc...)?	130
6.40	Do your friends use alcohol? (beer, liquor, etc...)?	131
6.41	Do your friends use drugs? (marijuana, cocaine, etc...)?	131
6.42	Do your parents set clear rules about violent TV, movies and video games?	131
6.43	Have you had 5 or more glasses of beer, wine or liquor within a few hours?	132
6.44	Have you driven a car after or while drinking alcohol??	132
6.45	Do you surf the internet for fun?	132
6.46	Have you skipped school in the past year?	133
6.47	Have you seen ads on TV that encourage NO drug use?	133
6.48	Does your school have a security officer?	133
6.49	Do you think your school needs a security officer?	134
6.50	Does your school have a drug screening program?	134
6.51	Does your school's drug screening program include all students?	134
6.52	If your school does not screen all students, do you participate in an activity that is part of the drug screening program?	135
6.53	Have you been screened for drugs at school?	135
6.54	Does your school have a student assistance program?	135
6.55	Have you participated in the student assistance program?	136
6.56	If you participated, was the student assistance program helpful?	136
6.57	Do you feel that using cigarettes is harmful to your health?	137
6.58	Do you feel that using smokeless tobacco is harmful to your health?	137
6.59	Do you feel that using cigars is harmful to your health?	138
6.60	Do you feel that using beer is harmful to your health?	138
6.61	Do you feel that using wine coolers is harmful to your health?	138
6.62	Do you feel that using liquor is harmful to your health?	139
6.63	Do you feel that using marijuana is harmful to your health?	139
6.64	Do you feel that using cocaine is harmful to your health?	139
6.65	Do you feel that using uppers is harmful to your health?	140
6.66	Do you feel that using downers is harmful to your health?	140
6.67	Do you feel that using inhalants is harmful to your health?	140

6.68 Do you feel that using hallucinogens is harmful to your health?	141
6.69 Do you feel that using heroin is harmful to your health?	141
6.70 Do you feel that using steroids is harmful to your health?	141
6.71 Do you feel that using ecstasy is harmful to your health?	142
6.72 Do you feel that using OxyContin is harmful to your health?	142
6.73 Within the past year how often have you smoked cigarettes?	143
6.74 Within the past year how often have you used smokeless tobacco?	143
6.75 Within the past year how often have you smoked cigars?	144
6.76 Within the past year how often have you drunk beer?	144
6.77 Within the past year how often have you drunk wine coolers?	144
6.78 Within the past year how often have you drunk liquor?	145
6.79 Within the past year how often have you smoked marijuana?	145
6.80 Within the past year how often have you used cocaine?	145
6.81 Within the past year how often have you used uppers?	146
6.82 Within the past year how often have you used downers?	146
6.83 Within the past year how often have you used inhalants?	146
6.84 Within the past year how often have you used hallucinogens?	147
6.85 Within the past year how often have you used heroin?	147
6.86 Within the past year how often have you used steroids?	147
6.87 Within the past year how often have you used ecstasy?	148
6.88 Within the past year how often have you used OxyContin?	148
6.89 Within the past year how often have you used tobacco?	148
6.90 Within the past year how often have you drunk alcohol?	149
6.91 Within the past year how often have you used illicit drugs?	149
6.92 At what age did you first smoke cigarettes?	150
6.93 At what age did you first use smokeless tobacco?	150
6.94 At what age did you first smoke cigars?	151
6.95 At what age did you first drink beer?	151
6.96 At what age did you first drink wine coolers?	151
6.97 At what age did you first drink liquor?	152
6.98 At what age did you first smoke marijuana?	152
6.99 At what age did you first use cocaine?	152
6.100 At what age did you first use uppers?	153
6.101 At what age did you first use downers?	153
6.102 At what age did you first use inhalants?	153
6.103 At what age did you first use hallucinogens?	154
6.104 At what age did you first use heroin?	154
6.105 At what age did you first use steroids?	154
6.106 At what age did you first use ecstasy?	155
6.107 At what age did you first use OxyContin?	155
6.108 Where do you smoke cigarettes?	156
6.109 Where do you use smokeless tobacco?	156
6.110 Where do you smoke cigars?	157
6.111 Where do you drink beer?	157
6.112 Where do you drink wine coolers?	157
6.113 Where do you drink liquor?	158
6.114 Where do you smoke marijuana?	158

6.115Where do you use cocaine?	158
6.116Where do you use uppers?	159
6.117Where do you use downers?	159
6.118Where do you use inhalants?	159
6.119Where do you use hallucinogens?	160
6.120Where do you use heroin?	160
6.121Where do you use steroids?	160
6.122Where do you use ecstasy?	161
6.123Where do you use OxyContin?	161
6.124Where do you use any tobacco?	161
6.125Where do you use any alcohol?	162
6.126Where do you use any illicit drugs?	162
6.127When do you smoke cigarettes?	163
6.128When do you use smokeless tobacco?	163
6.129When do you smoke cigars?	164
6.130When do you drink beer?	164
6.131When do you drink wine coolers?	164
6.132When do you drink liquor?	165
6.133When do you smoke marijuana?	165
6.134When do you use cocaine?	165
6.135When do you use uppers?	166
6.136When do you use downers?	166
6.137When do you use inhalants?	166
6.138When do you use hallucinogens?	167
6.139When do you use heroin?	167
6.140When do you use steroids?	167
6.141When do you use ecstasy?	168
6.142When do you use OxyContin?	168
6.143When do you use any tobacco?	168
6.144When do you use any alcohol?	169
6.145When do you use any illicit drugs?	169
6.146While at school have you carried a gun?	170
6.147While at school have you carried a knife, club or other weapon?	170
6.148While at school have you threatened a student with a gun, knife or club?	171
6.149While at school have you threatened to hurt a student by hitting, slapping or kicking?	171
6.150While at school have you hurt a student by using a gun, knife or club?	171
6.151While at school have you hurt a student by hitting, slapping or kicking?	172
6.152While at school have you been threatened with a gun, knife or club by a student?	172
6.153While at school have you had a student threaten to hit, slap or kick you?	172
6.154While at school have you been afraid a student may hurt you?	173
6.155While at school have you been hurt by a student using a gun, knife or club?	173
6.156While at school have you been hurt by a student who hit, slapped or kicked you?	173
6.157While at school have you been helped by a school security officer?	174
6.158While at school have you been in trouble with school security officer?	174
6.159What effect do you most often get when you smoke cigarettes?	175
6.160What effect do you most often get when you use smokeless tobacco?	175
6.161What effect do you most often get when you smoke cigars?	176

6.162	What effect do you most often get when you drink beer?	176
6.163	What effect do you most often get when you drink wine coolers?	176
6.164	What effect do you most often get when you drink liquor?	177
6.165	What effect do you most often get when you smoke marijuana?	177
6.166	What effect do you most often get when you use cocaine?	177
6.167	What effect do you most often get when you use uppers?	178
6.168	What effect do you most often get when you use downers?	178
6.169	What effect do you most often get when you use inhalants?	178
6.170	What effect do you most often get when you use hallucinogens?	179
6.171	What effect do you most often get when you use heroin?	179
6.172	What effect do you most often get when you use steroids?	179
6.173	What effect do you most often get when you use ecstasy?	180
6.174	What effect do you most often get when you use OxyContin?	180
6.175	How easy is it to get cigarettes?	181
6.176	How easy is it to get smokeless tobacco?	181
6.177	How easy is it to get cigars?	182
6.178	How easy is it to get beer?	182
6.179	How easy is it to get wine coolers?	182
6.180	How easy is it to get liquor?	183
6.181	How easy is it to get marijuana?	183
6.182	How easy is it to get cocaine?	183
6.183	How easy is it to get uppers?	184
6.184	How easy is it to get downers?	184
6.185	How easy is it to get inhalants?	184
6.186	How easy is it to get hallucinogens?	185
6.187	How easy is it to get heroin?	185
6.188	How easy is it to get steroids?	185
6.189	How easy is it to get ecstasy?	186
6.190	How easy is it to get OxyContin?	186
6.191	In my school, I feel safe in the classroom?	187
6.192	In my school, I feel safe in the cafeteria?	187
6.193	In my school, I feel safe in the halls?	188
6.194	In my school, I feel safe in the bathroom?	188
6.195	In my school, I feel safe in the gym?	188
6.196	In my school, I feel safe on the school bus?	189
6.197	In my school, I feel safe at school events?	189
6.198	In my school, I feel safe on the playground?	189
6.199	In my school, I feel safe in the parking lot?	190
6.200	In my school, I feel safe in all school areas?	190
6.201	In my neighborhood, I feel safe where I live?	191
6.202	In my neighborhood, I feel safe in the streets?	191
6.203	In my neighborhood, I feel safe at the movies?	192
6.204	In my neighborhood, I feel safe on the playground?	192
6.205	In my neighborhood, I feel safe at my friend's house?	192
6.206	In my neighborhood, I feel safe at the mall?	193
6.207	Would you parents disapprove of you using tobacco?	194
6.208	Would you parents disapprove of you using alcohol?	194

6.209	Would you parents disapprove of you using marijuana?	195
6.210	Would you parents disapprove of you using other illicit drugs?	195
6.211	Would you parents disapprove of you fighting with a student?	195
6.212	Would you parents disapprove of you carrying a weapon to school?	196
6.213	Would you parents disapprove of you threatening a student?	196
6.214	Would you parents disapprove of you joining a gang?	196
6.215	Would you friends disapprove of you using tobacco?	197
6.216	Would you friends disapprove of you using alcohol?	197
6.217	Would you friends disapprove of you using marijuana?	198
6.218	Would you friends disapprove of you using other illicit drugs?	198
6.219	Would you friends disapprove of you fighting with a student?	198
6.220	Would you friends disapprove of you carrying a weapon to school?	199
6.221	Would you friends disapprove of you threatening a student?	199
6.222	Would you friends disapprove of you joining a gang?	199
6.223	Frequency of Use – Cigarettes?	200
6.224	Frequency of Use – Smokeless Tobacco?	200
6.225	Frequency of Use – Cigars?	201
6.226	Frequency of Use – Beer?	201
6.227	Frequency of Use – Wine Coolers?	201
6.228	Frequency of Use – Liquor?	202
6.229	Frequency of Use – Marijuana?	202
6.230	Frequency of Use – Cocaine?	202
6.231	Frequency of Use – Uppers?	203
6.232	Frequency of Use – Downers?	203
6.233	Frequency of Use – Inhalants?	203
6.234	Frequency of Use – Hallucinogens?	204
6.235	Frequency of Use – Heroin?	204
6.236	Frequency of Use – Steroids?	204
6.237	Frequency of Use – Ecstasy?	205
6.238	Frequency of Use – OxyContin?	205
6.239	Frequency of Use – Any Tobacco?	205
6.240	Frequency of Use – Any Alcohol?	206
6.241	Frequency of Use – Any Illicit Drugs?	206

List of Figures

- 2.1 % Students Who Use Cigarettes, Smokeless Tobacco & Cigars 9
- 2.2 % Students Who Use Beer, Wine Coolers, Liquor & Marijuana 10
- 2.3 % Students Who Use Cocaine, Uppers, Downers & Inhalants 11
- 2.4 % Students Who Use Hallucinogens, Heroin & Steroids 12
- 2.5 % Students Who Use Ecstasy & OxyContin 13
- 2.6 Where Do You Use Beer 15
- 2.7 Where Do You Use Liquor 16
- 2.8 Where Do You Use Marijuana 17
- 2.9 Where Do You Use Cocaine 18
- 2.10 Where Do You Use Inhalants 19
- 2.11 Where Do You Use Hallucinogens 20
- 2.12 Where Do You Use Ecstasy 21
- 2.13 Where Do You Use OxyContin 22
- 2.14 When Do You Use Beer 24
- 2.15 When Do You Use Liquor 25
- 2.16 When Do You Use Marijuana 26
- 2.17 When Do You Use Cocaine 27
- 2.18 When Do You Use Inhalants 28
- 2.19 When Do You Use Hallucinogens 29
- 2.20 When Do You Use Ecstasy 30
- 2.21 When Do You Use OxyContin 31
- 2.22 Is It Harmful To Use Beer 33
- 2.23 Is It Harmful To Use Liquor 34
- 2.24 Is It Harmful To Use Marijuana 35
- 2.25 Is It Harmful To Use Cocaine 36
- 2.26 Is It Harmful To Use Inhalants 37
- 2.27 Is It Harmful To Use Hallucinogens 38
- 2.28 Is It Harmful To Use Ecstasy 39
- 2.29 Is It Harmful To Use OxyContin 40
- 2.30 How Easy Is It To Get Beer 42
- 2.31 How Easy Is It To Get Liquor 43
- 2.32 How Easy Is It To Get Marijuana 44
- 2.33 How Easy Is It To Get Cocaine 45
- 2.34 How Easy Is It To Get Inhalants 46
- 2.35 How Easy Is It To Get Hallucinogens 47
- 2.36 How Easy Is It To Get Ecstasy 48
- 2.37 How Easy Is It To Get OxyContin 49

2.38	Friends Use of Tobacco	51
2.39	Friends Use of Alcohol	52
2.40	Friends Use of Illicit Drugs	53
3.1	% Students Who Get Very High or Bombed When Using Beer, Wine Coolers or Liquor	56
3.2	% Students Who Get Very High or Bombed When Using Marijuana, Cocaine or Uppers	57
3.3	% Students Who Get Very High or Bombed When Using Downers, Inhalants or Hallucinogens	58
3.4	% Students Who Get Very High or Bombed When Using Heroin, Steroids, Ecstasy or OxyContin	59
3.5	% Students Who Use Beer by Sex	61
3.6	% Students Who Use Liquor by Sex	62
3.7	% Students Who Use Marijuana by Sex	63
3.8	% Students Who Use Cocaine by Sex	64
3.9	% Students Who Use Inhalants by Sex	65
3.10	% Students Who Use Hallucinogens by Sex	66
3.11	% Students Who Use Ecstasy by Sex	67
3.12	% Students Who Use OxyContin by Sex	68
3.13	% Students Who Use Illicit Drugs by Attend Church, Synagogue, etc.	70
3.14	% Students Who Use Illicit Drugs by Take Part in Community Activities	71
3.15	% Students Who Use Illicit Drugs by Make Good Grades	72
3.16	% Students Who Use Illicit Drugs by Take Part in Sports Teams	73
3.17	% Students Who Use Illicit Drugs by Take Part in School Activities	74
3.18	% Students Who Use Illicit Drugs by Get Into Trouble at School	75
3.19	% Students Who Use Illicit Drugs by Parents Talk About Dangers of Drugs	76
3.20	% Students Who Use Illicit Drugs by Parents Set Clear Rules	77
3.21	% Students Who Use Illicit Drugs by Parents Punish for Breaking Rules	78
3.22	% Students Who Use Illicit Drugs by School Sets Clear Rules on Guns at School	79
3.23	% Students Who Use Illicit Drugs by School Sets Clear Rules on Drugs at School	80
3.24	% Students Who Use Illicit Drugs by School Sets Clear Rules on Bullying at School	81
3.25	% Students Who Use Illicit Drugs by School Punishes for Breaking Rules	82
3.26	% Students Who Use Illicit Drugs by Received Treatment for Alcohol/Drug Use	83
3.27	% Students Who Use Illicit Drugs by Been Caught Using Alcohol	84
3.28	% Students Who Use Illicit Drugs by Been Caught Using Drugs	85
3.29	% Students Who Use Illicit Drugs by Buy/Sell Drugs at School	86
3.30	% Students Who Use Illicit Drugs by Buy/Sell Drugs While NOT at School	87
3.31	% Students Who Use Illicit Drugs by Friends Use Alcohol	88
3.32	% Students Who Use Illicit Drugs by Friends Use Drugs	89
3.33	% Students Who Use Illicit Drugs by Parents Set Rules About TV, Movies, etc.	90
3.34	% Students Who Use Illicit Drugs by Drinking 5 or More Glasses of Alcohol	91
3.35	% Students Who Use Illicit Drugs by Skipped School	92
4.1	Drug Use of Students Who Carry Guns vs Students Who Do Not	94
4.2	Drug Use of Students In Gangs vs Students Not In Gangs	95
4.3	Drug Use of Students Who Think of Suicide	96
4.4	Drug Use of Students Who Threaten vs Students Who Do Not	97
4.5	Drug Use of Students Who Get In Trouble With Police vs Those Who Do Not	98

Chapter 1

Introduction

The following graphs, summary and tables are compiled from data collected in your school(s) using the **PRIDE Surveys Questionnaire**. These data reflect prevalence and patterns of drug and alcohol use, violence, gang activity and suicide. It is important that this report be utilized as part of your drug abuse and violence awareness and prevention programs. We strongly suggest that you:

COPY THE FOLLOWING PAGES, (which highlight and graphically summarize drug use and violent behavior by students in your school)

DISTRIBUTE THEM TO YOUR FACULTY

AND SHARE THIS INFORMATION WITH PARENTS.

Most of all, we strongly encourage a parent meeting at your school to share this information!

NOTE: Most drug use occurs at nights and weekends when school is not in session. You will find statistics in this report which support these findings.

FOR GREATEST SUCCESS IN DECREASING DRUG USE, FACULTY, STUDENTS AND PARENTS MUST WORK TOGETHER TOWARD A DRUG-FREE LIFESTYLE.

If you have questions about this report or if you wish to have information on other **PRIDE Surveys** services and products, please call the **PRIDE Surveys** Office or write to the following address:

PRIDE Surveys

Janie Pitcock

160 Vanderbilt Court

Bowling Green, KY 42103

1-800-279-6361

1-270-746-9596

www.pridesurveys.com

The following information is for **PRIDE Surveys** internal use only.

- Data Files: us039211
- Filter:

1.1 Drug Use Summary

- Number of 6th grade students surveyed: 6483
- Number of 7th grade students surveyed: 5826
- Number of 8th grade students surveyed: 14154
- Number of 9th grade students surveyed: 8274
- Number of 10th grade students surveyed: 10163
- Number of 11th grade students surveyed: 4279
- Number of 12th grade students surveyed: 1474
- Number of students surveyed: 50653

1.2 Cigarette Use

12.1 percent of your 6th grade students said they used cigarettes within the past year (2002-2003 PRIDE National Avg = 11.1%). **19.2** percent of your 7th grade students said they used cigarettes within the past year (2002-2003 PRIDE National Avg = 16.3%). **23.0** percent of your 8th grade students said they used cigarettes within the past year (2002-2003 PRIDE National Avg = 25.6%). **32.1** percent of your 9th grade students said they used cigarettes within the past year (2002-2003 PRIDE National Avg = 28.8%). **29.0** percent of your 10th grade students said they used cigarettes within the past year (2002-2003 PRIDE National Avg = 34.1%). **34.8** percent of your 11th grade students said they used cigarettes within the past year (2002-2003 PRIDE National Avg = 37.4%). **35.3** percent of your 12th grade students said they used cigarettes within the past year (2002-2003 PRIDE National Avg = 40.8%).

1.3 Beer Use

14.7 percent of your 6th grade students said they used beer within the past year (2002-2003 PRIDE National Avg = 15.0%). **22.6** percent of your 7th grade students said they used beer within the past year (2002-2003 PRIDE National Avg = 21.0%). **28.9** percent of your 8th grade students said they used beer within the past year (2002-2003 PRIDE National Avg = 33.5%). **40.8** percent of your 9th grade students said they used beer within the past year (2002-2003 PRIDE National Avg = 41.5%). **38.9** percent of your 10th grade students said they used beer within the past year (2002-2003 PRIDE National Avg = 47.7%). **44.8** percent of your 11th grade students said they used beer within the past year (2002-2003 PRIDE National Avg = 54.1%). **47.6** percent of your 12th grade students said they used beer within the past year (2002-2003 PRIDE National Avg = 56.7%).

Of those 6th grade students who reported using beer, **14.5** percent of them reported getting *very high* or *bombed* when they used. Of those 7th grade students who reported using beer, **14.3** percent of

them reported getting *very high* or *bombed* when they used. Of those 8th grade students who reported using beer, **15.8** percent of them reported getting *very high* or *bombed* when they used. Of those 9th grade students who reported using beer, **25.0** percent of them reported getting *very high* or *bombed* when they used. Of those 10th grade students who reported using beer, **26.5** percent of them reported getting *very high* or *bombed* when they used. Of those 11th grade students who reported using beer, **32.7** percent of them reported getting *very high* or *bombed* when they used. Of those 12th grade students who reported using beer, **35.4** percent of them reported getting *very high* or *bombed* when they used.

1.4 Marijuana Use

4.9 percent of your 6th grade students said they used marijuana within the past year (2002-2003 PRIDE National Avg = 5.2%). **8.8** percent of your 7th grade students said they used marijuana within the past year (2002-2003 PRIDE National Avg = 8.8%). **13.8** percent of your 8th grade students said they used marijuana within the past year (2002-2003 PRIDE National Avg = 16.8%). **23.6** percent of your 9th grade students said they used marijuana within the past year (2002-2003 PRIDE National Avg = 23.6%). **24.5** percent of your 10th grade students said they used marijuana within the past year (2002-2003 PRIDE National Avg = 29.7%). **27.6** percent of your 11th grade students said they used marijuana within the past year (2002-2003 PRIDE National Avg = 34.3%). **30.1** percent of your 12th grade students said they used marijuana within the past year (2002-2003 PRIDE National Avg = 35.8%).

Of those 6th grade students who reported using marijuana, **69.5** percent of them reported getting *very high* or *bombed* when they used. Of those 7th grade students who reported using marijuana, **71.1** percent of them reported getting *very high* or *bombed* when they used. Of those 8th grade students who reported using marijuana, **73.6** percent of them reported getting *very high* or *bombed* when they used. Of those 9th grade students who reported using marijuana, **76.8** percent of them reported getting *very high* or *bombed* when they used. Of those 10th grade students who reported using marijuana, **76.2** percent of them reported getting *very high* or *bombed* when they used. Of those 11th grade students who reported using marijuana, **77.4** percent of them reported getting *very high* or *bombed* when they used. Of those 12th grade students who reported using marijuana, **76.7** percent of them reported getting *very high* or *bombed* when they used.

2.5 percent of your 6th grade students reported they used marijuana on *weekends* vs. **0.5** percent who reported use *during school*. **5.1** percent of your 7th grade students reported they used marijuana on *weekends* vs. **0.4** percent who reported use *during school*. **9.4** percent of your 8th grade students reported they used marijuana on *weekends* vs. **0.8** percent who reported use *during school*. **15.6** percent of your 9th grade students reported they used marijuana on *weekends* vs. **2.1** percent who reported use *during school*. **16.6** percent of your 10th grade students reported they used marijuana on *weekends* vs. **2.1** percent who reported use *during school*. **18.0** percent of your 11th grade students reported they used marijuana on *weekends* vs. **2.1** percent who reported use *during school*. **17.0** percent of your 12th grade students reported they used marijuana on *weekends* vs. **2.7** percent who reported use *during school*.

1.5 Cocaine Use

2.2 percent of your 6th grade students said they used cocaine within the past year (2002-2003 PRIDE National Avg = 2.5%). **3.2** percent of your 7th grade students said they used cocaine within the past year (2002-2003 PRIDE National Avg = 2.4%). **3.1** percent of your 8th grade students said they used cocaine within the past year (2002-2003 PRIDE National Avg = 3.8%). **5.3** percent of your 9th grade students said they used cocaine within the past year (2002-2003 PRIDE National Avg = 4.9%). **4.7** percent of your 10th grade students said they used cocaine within the past year (2002-2003 PRIDE National Avg = 5.8%). **5.9** percent of your 11th grade students said they used cocaine within the past year (2002-2003 PRIDE National Avg = 7.1%). **8.2** percent of your 12th grade students said they used cocaine within the past year (2002-2003 PRIDE National Avg = 8.7%).

Of those 6th grade students who reported using cocaine, **66.0** percent of them reported getting *very high* or *bombed* when they used. Of those 7th grade students who reported using cocaine, **70.9** percent of them reported getting *very high* or *bombed* when they used. Of those 8th grade students who reported using cocaine, **69.1** percent of them reported getting *very high* or *bombed* when they used. Of those 9th grade students who reported using cocaine, **71.7** percent of them reported getting *very high* or *bombed* when they used. Of those 10th grade students who reported using cocaine, **69.4** percent of them reported getting *very high* or *bombed* when they used. Of those 11th grade students who reported using cocaine, **76.2** percent of them reported getting *very high* or *bombed* when they used. Of those 12th grade students who reported using cocaine, **72.4** percent of them reported getting *very high* or *bombed* when they used.

1.6 Hallucinogen Use

2.0 percent of your 6th grade students said they used hallucinogens within the past year (2002-2003 PRIDE National Avg = 2.2%). **2.5** percent of your 7th grade students said they used hallucinogens within the past year (2002-2003 PRIDE National Avg = 2.0%). **2.5** percent of your 8th grade students said they used hallucinogens within the past year (2002-2003 PRIDE National Avg = 3.3%). **5.0** percent of your 9th grade students said they used hallucinogens within the past year (2002-2003 PRIDE National Avg = 4.4%). **4.0** percent of your 10th grade students said they used hallucinogens within the past year (2002-2003 PRIDE National Avg = 5.1%). **4.5** percent of your 11th grade students said they used hallucinogens within the past year (2002-2003 PRIDE National Avg = 6.6%). **6.7** percent of your 12th grade students said they used hallucinogens within the past year (2002-2003 PRIDE National Avg = 7.8%).

Of those 6th grade students who reported using hallucinogens, **56.8** percent of them reported getting *very high* or *bombed* when they used. Of those 7th grade students who reported using hallucinogens, **59.4** percent of them reported getting *very high* or *bombed* when they used. Of those 8th grade students who reported using hallucinogens, **66.5** percent of them reported getting *very high* or *bombed* when they used. Of those 9th grade students who reported using hallucinogens, **73.5** percent of them reported getting *very high* or *bombed* when they used. Of those 10th grade students who reported using hallucinogens, **76.4** percent of them reported getting *very high* or *bombed* when they used. Of those 11th grade students who reported using hallucinogens, **78.4** percent of them reported getting *very*

high or *bombed* when they used. Of those 12th grade students who reported using hallucinogens, **78.9** percent of them reported getting *very high* or *bombed* when they used.

Chapter 2

Standard Graphics

The following graphs will assist you in understanding the relationship of student behavior to alcohol and other drug usage. You are encouraged to make overheads or slides from the graphs for presentations to school faculty, parents, media, and other audiences in the community.

The *Location* and *Time* of drug use graphs will be helpful in understanding the need for a commitment to drug abuse prevention by parents and the larger community - not just by schools. Student alcohol and other drug use occurs most often outside the school and at times when school is not in session.

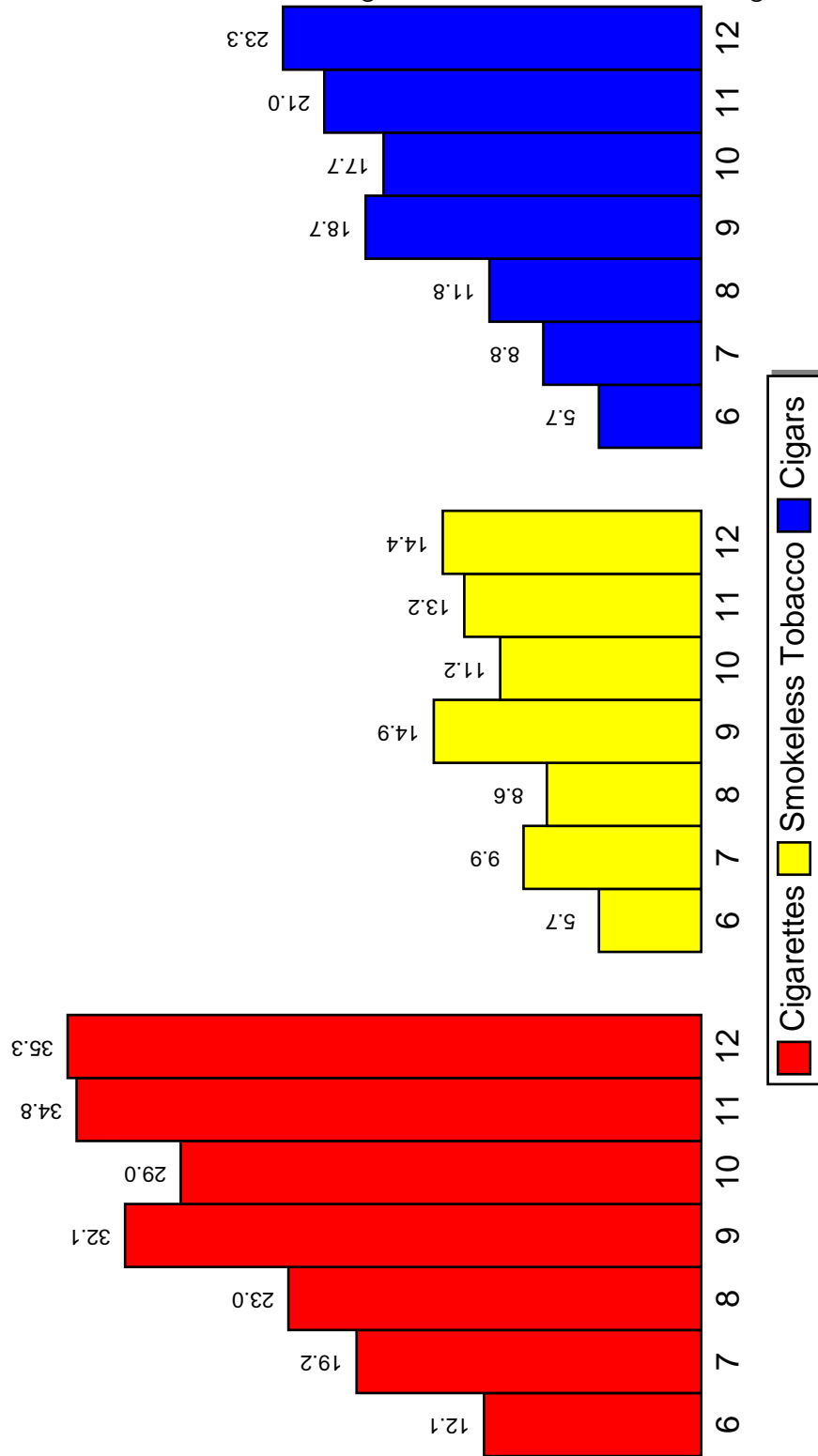
The *Perceived Harm* of alcohol and other drugs will assist with understanding how the false assumptions concerning harm are related to drug use. When drugs are perceived as harmless, the probability of use increases.

Research indicates that easy access, *Availability*, to drugs increases the probability of use. Availability of alcohol and other drugs normally increases at higher grade levels.

2.1 Frequency of Use

% Students Who Use Cigarettes, Smokeless Tobacco & Cigars

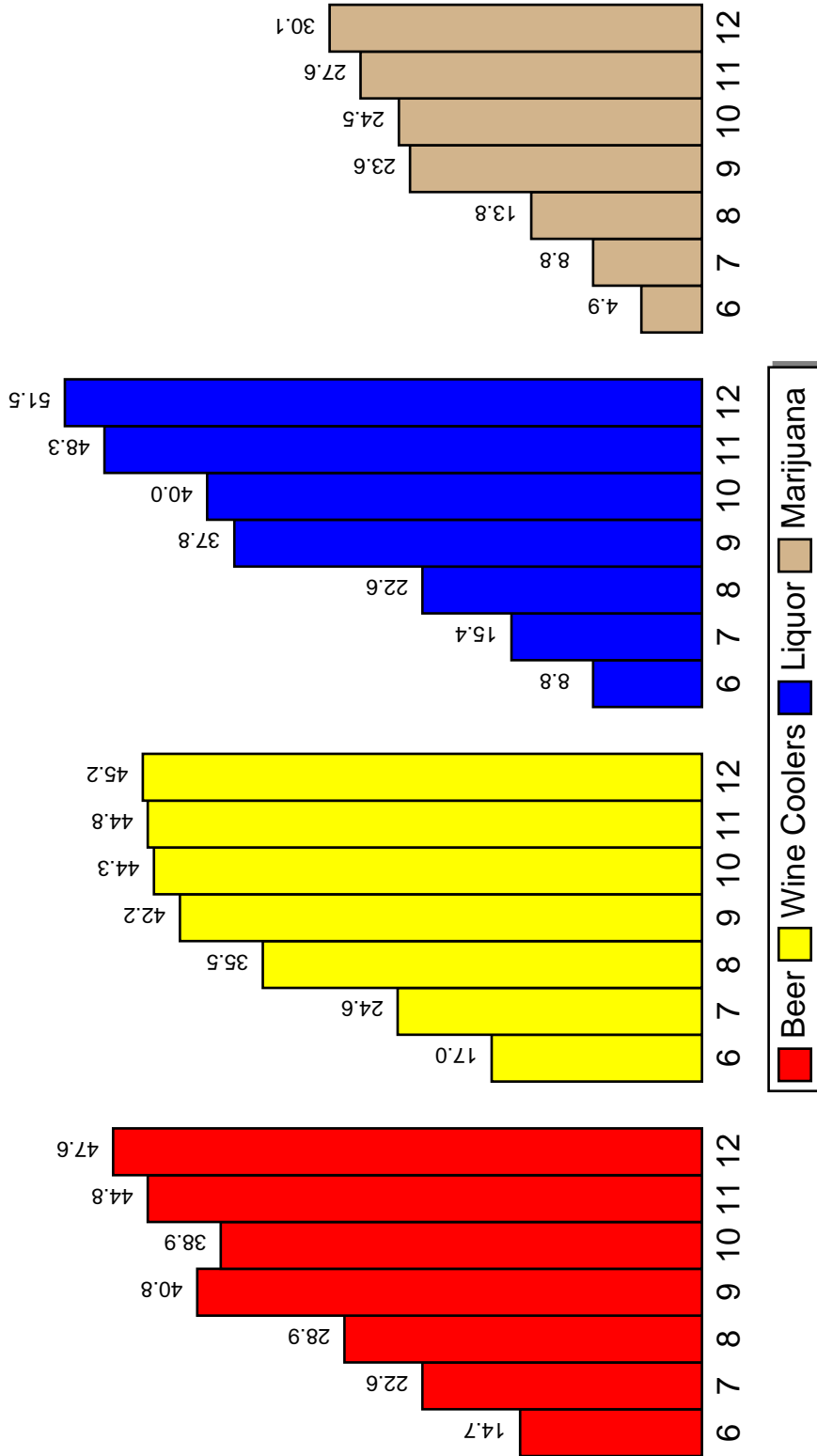
Figure 2.1: % Students Who Use Cigarettes, Smokeless Tobacco & Cigars



Source: PRIDE Surveys

% Students Who Use Beer, Wine Coolers, Liquor & Marijuana

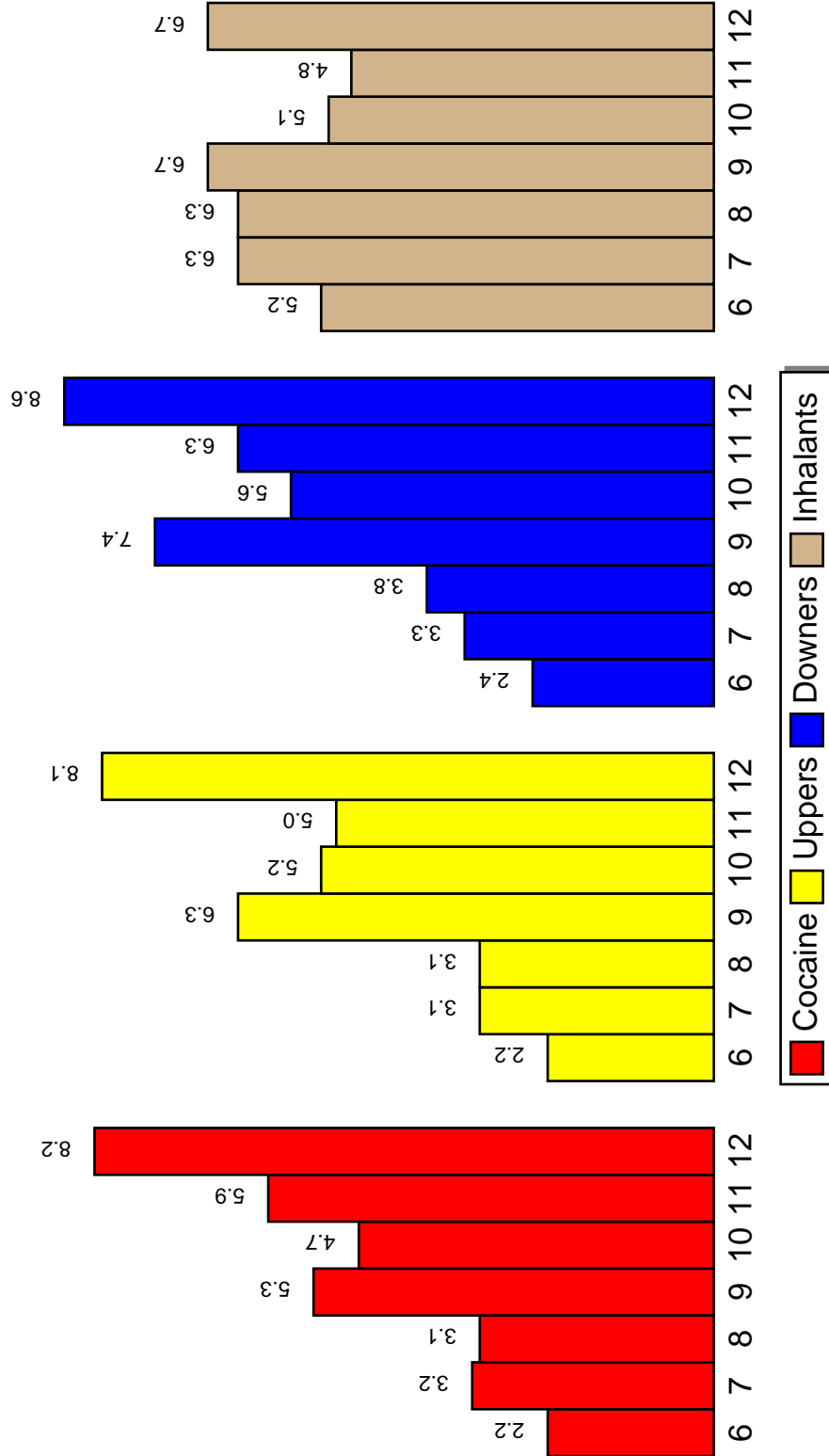
Figure 2.2: % Students Who Use Beer, Wine Coolers, Liquor & Marijuana



Source: PRIDE Surveys

% Students Who Use Cocaine, Uppers, Downers & Inhalants

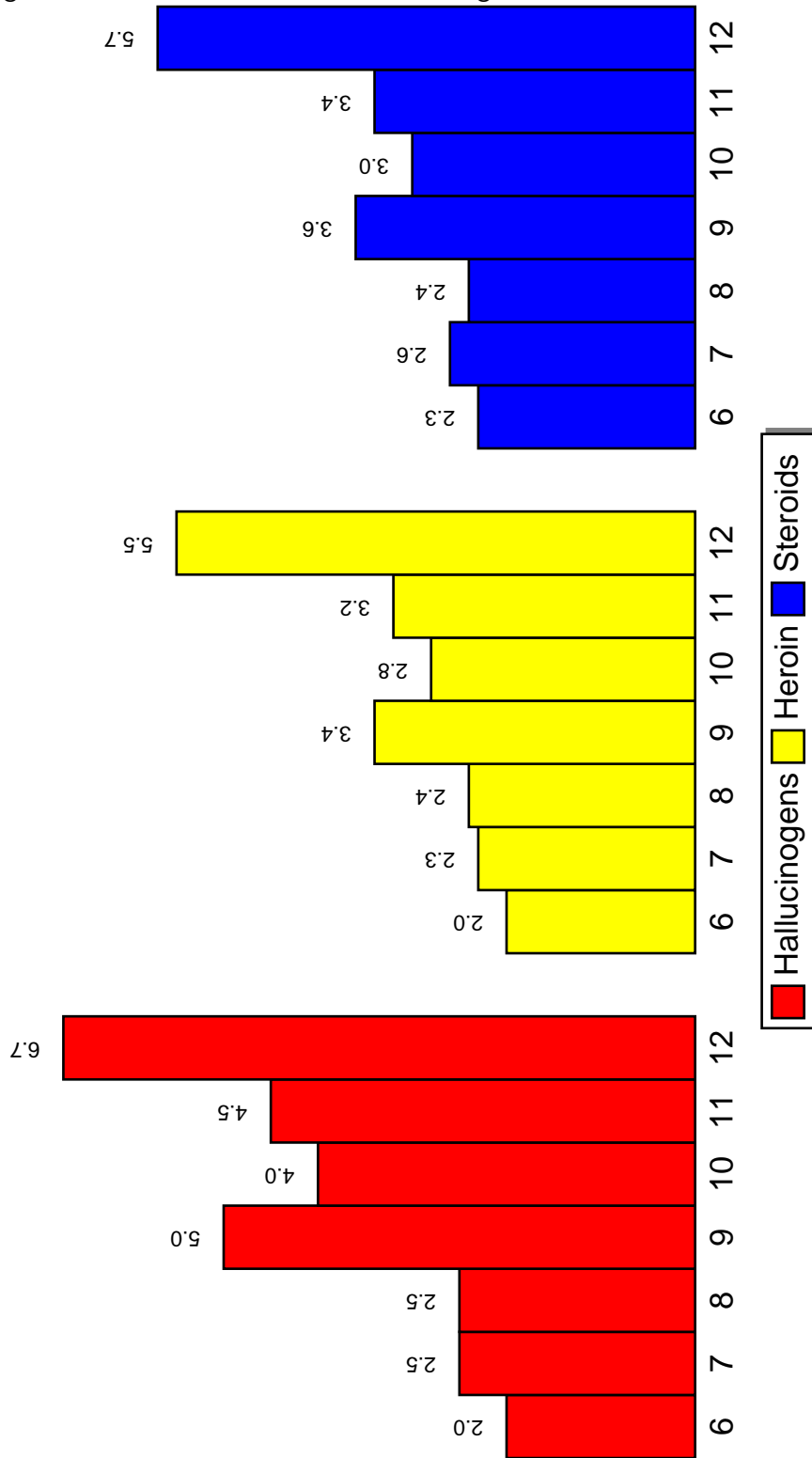
Figure 2.3: % Students Who Use Cocaine, Uppers, Downers & Inhalants



Source: PRIDE Surveys

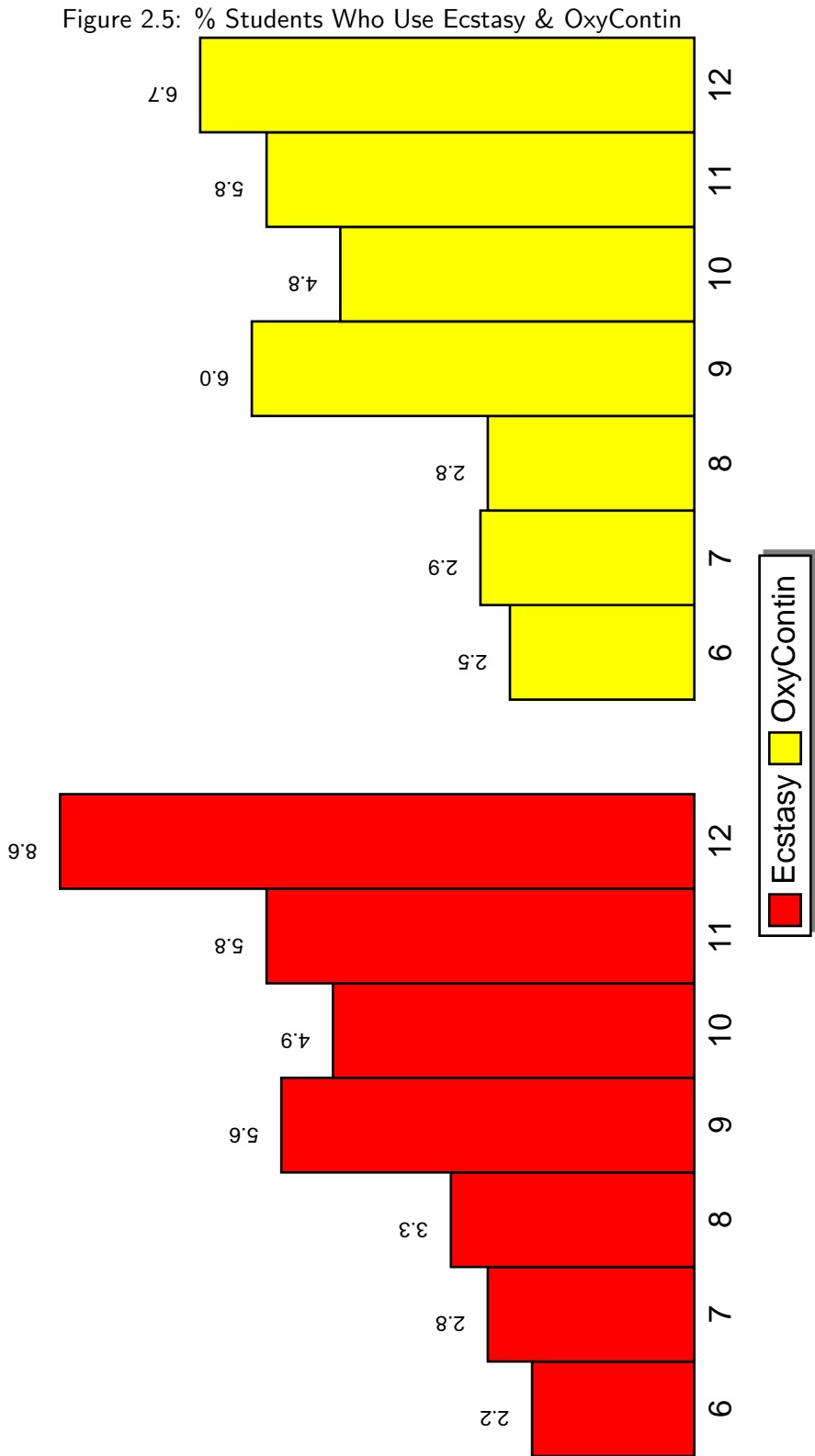
% Students Who Use Hallucinogens, Heroin & Steroids

Figure 2.4: % Students Who Use Hallucinogens, Heroin & Steroids



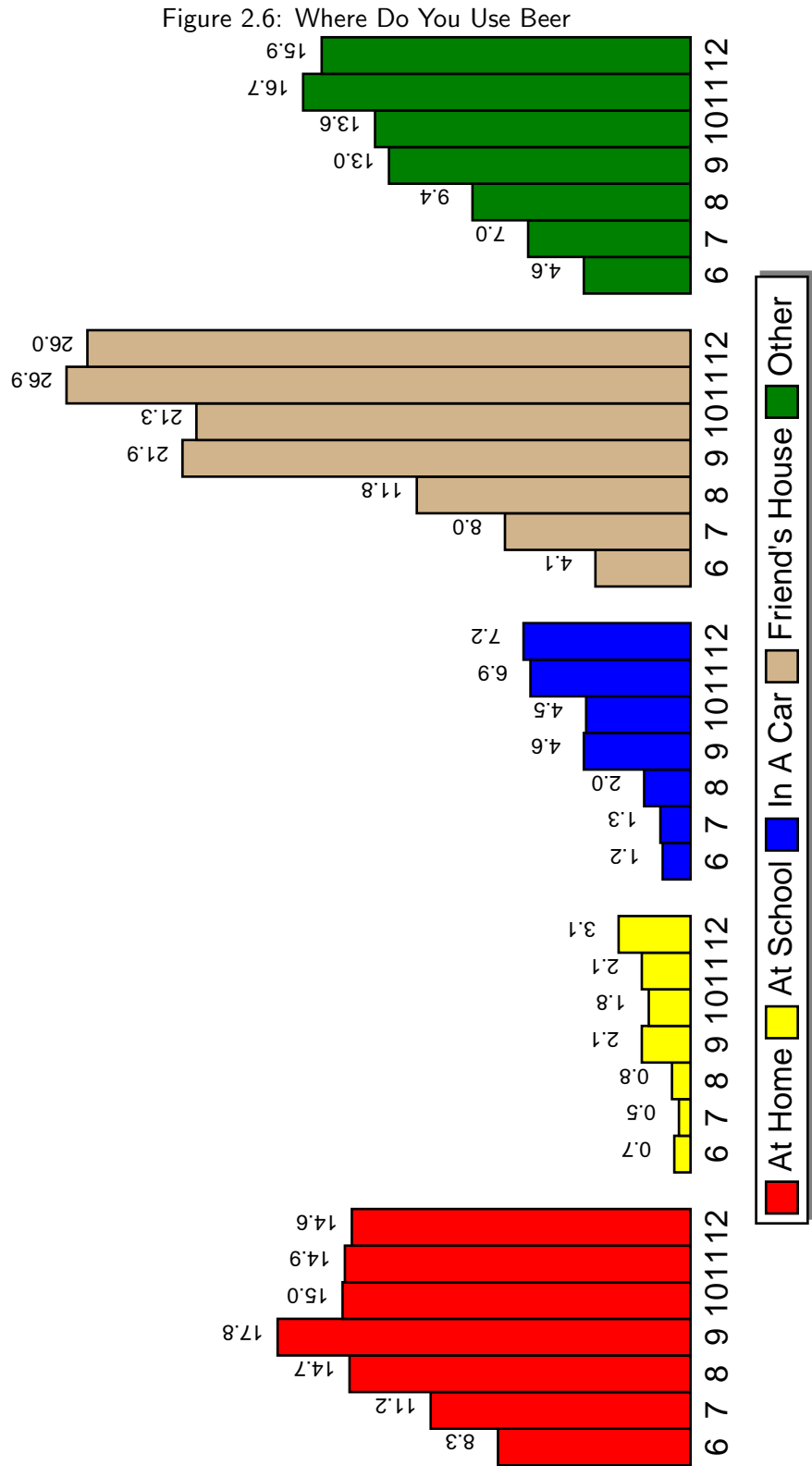
Source: PRIDE Surveys

% Students Who Use Ecstasy & OxyContin

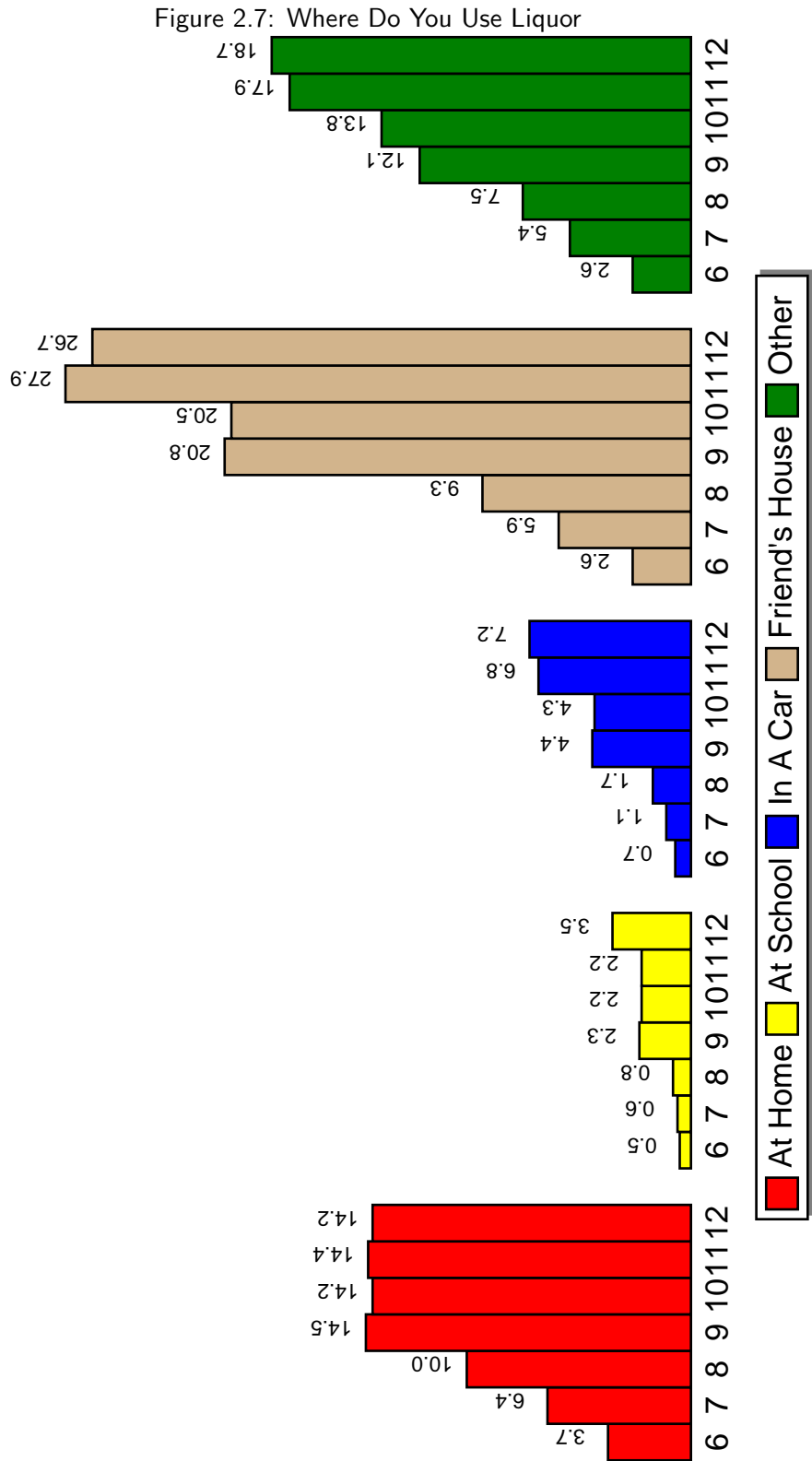


2.2 Where Do You Use

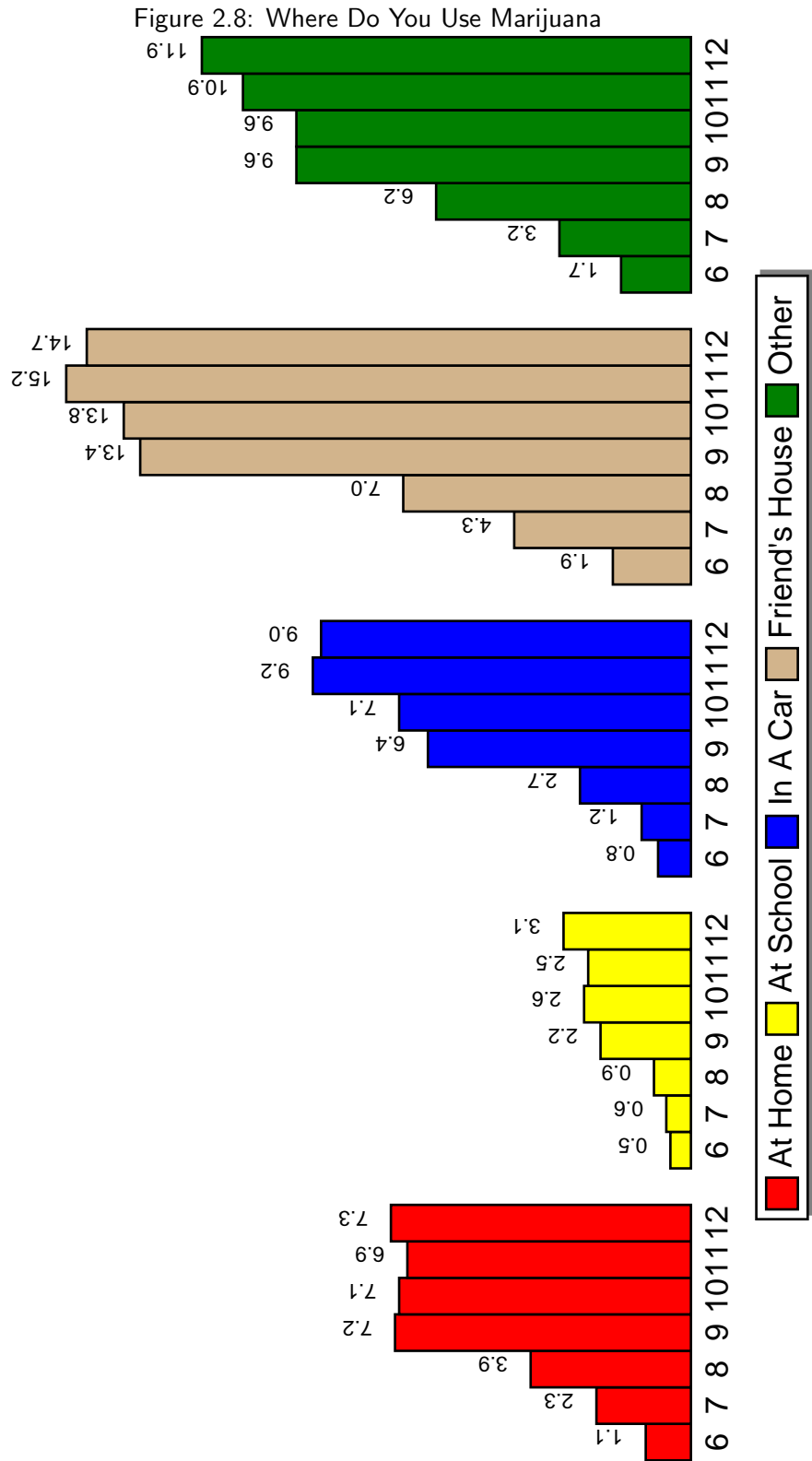
Where Do You Use Beer



Where Do You Use Liquor

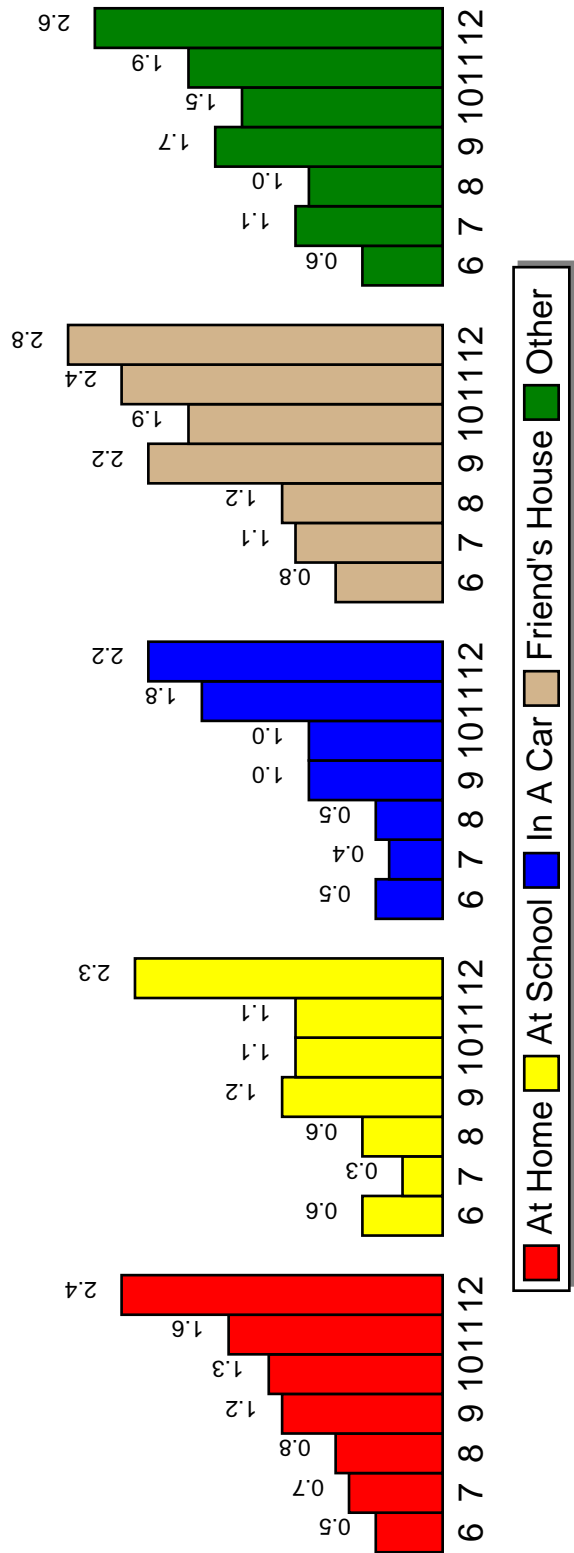


Where Do You Use Marijuana



Where Do You Use Cocaine

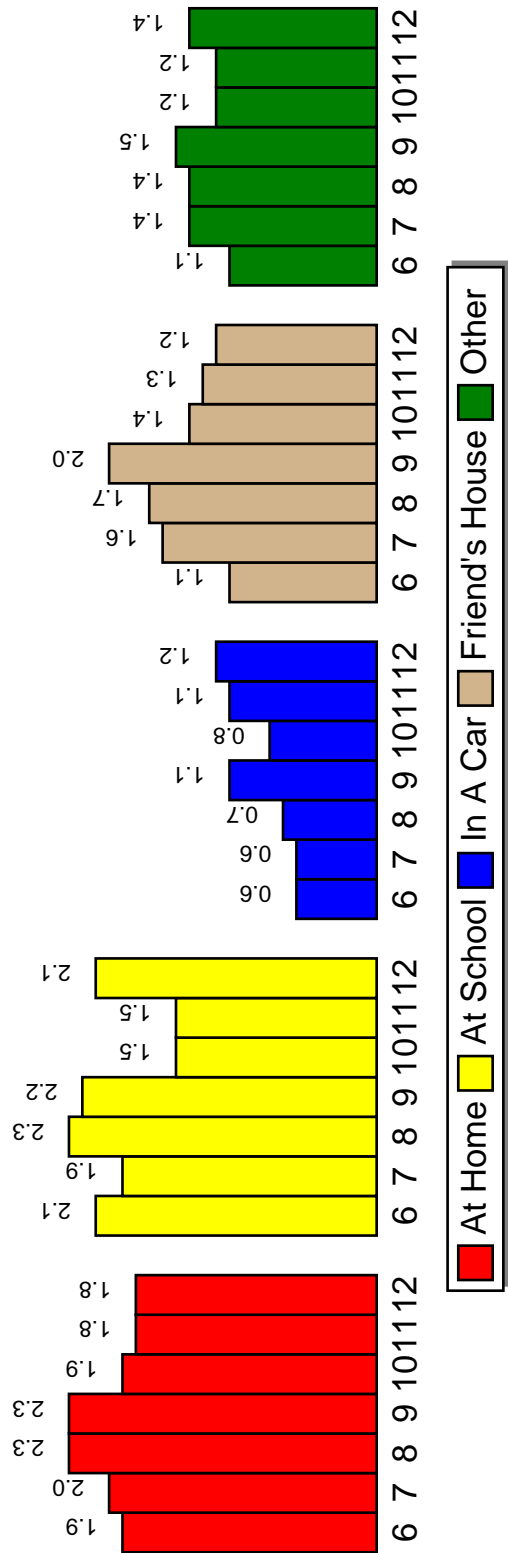
Figure 2.9: Where Do You Use Cocaine



Source: PRIDE Surveys

Where Do You Use Inhalants

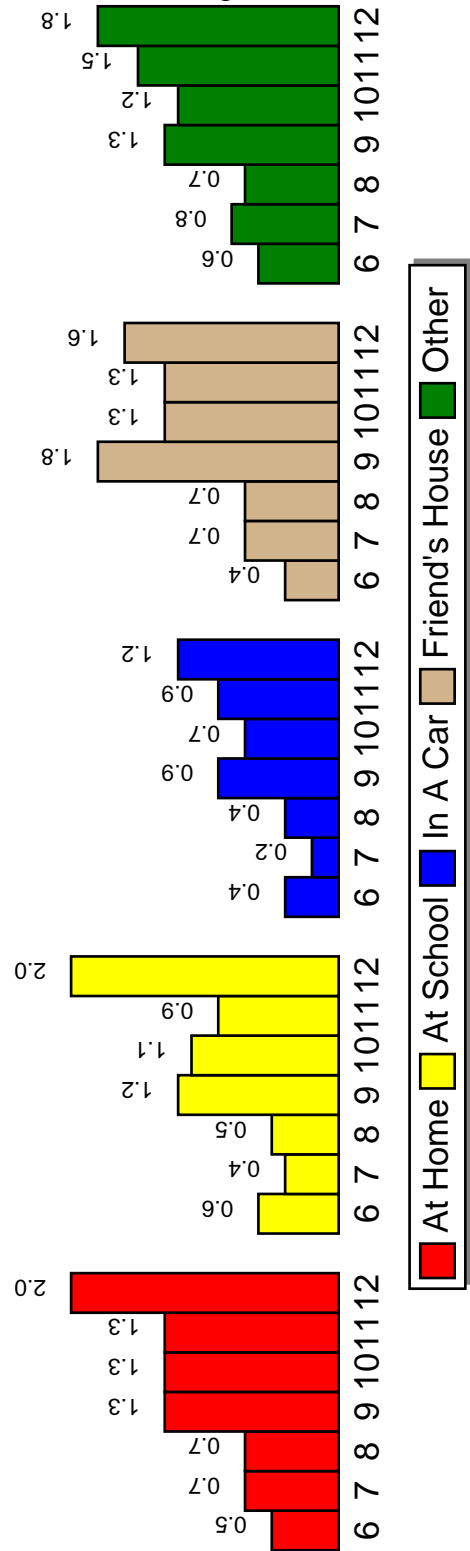
Figure 2.10: Where Do You Use Inhalants



Source: PRIDE Surveys

Where Do You Use Hallucinogens

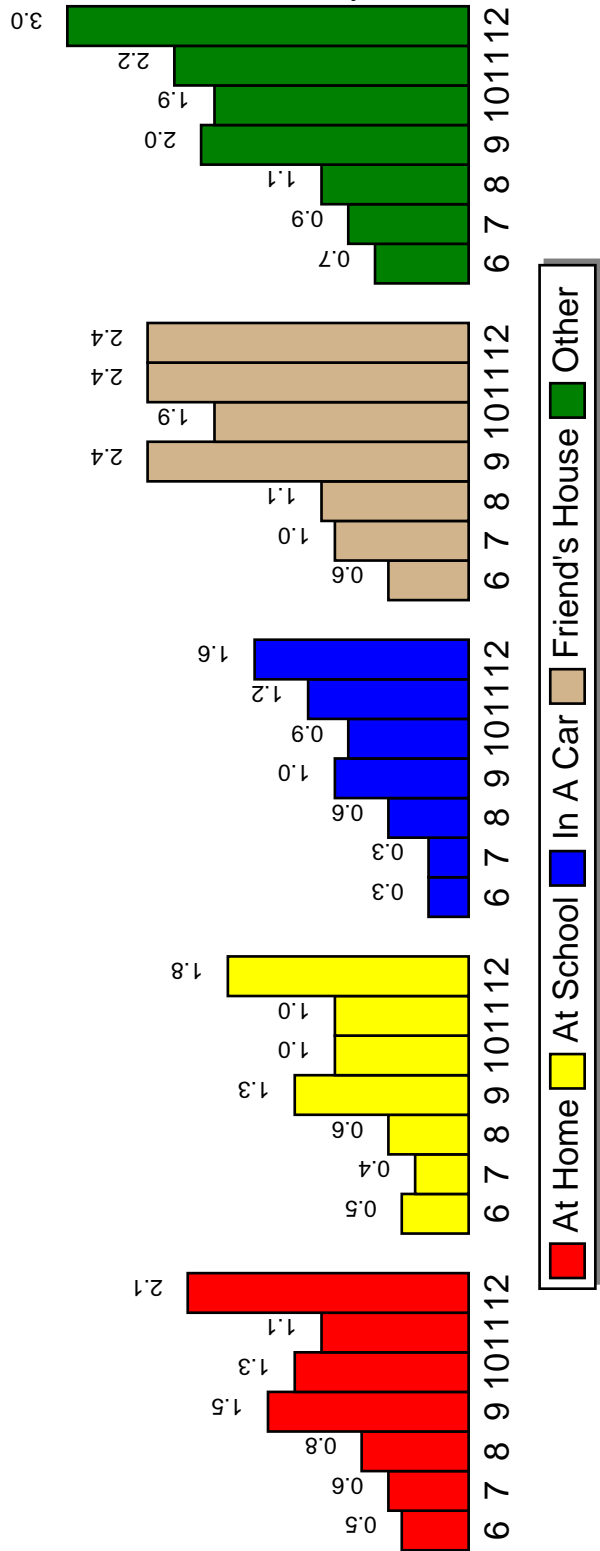
Figure 2.11: Where Do You Use Hallucinogens



Source: PRIDE Surveys

Where Do You Use Ecstasy

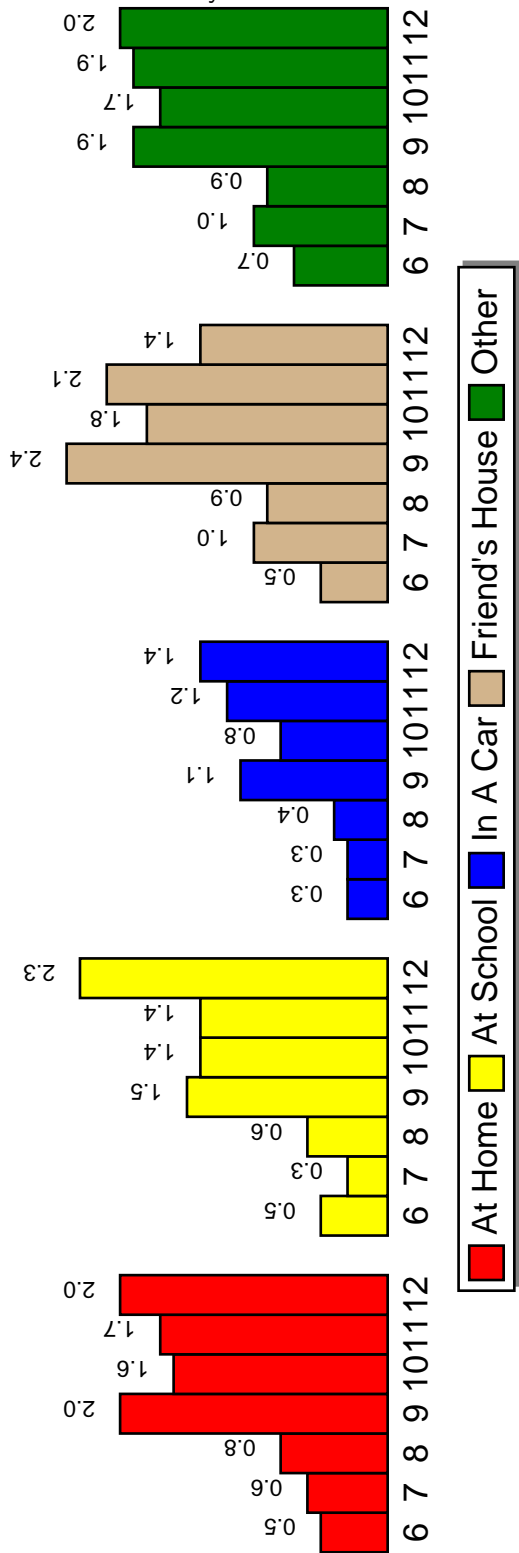
Figure 2.12: Where Do You Use Ecstasy



Source: PRIDE Surveys

Where Do You Use OxyContin

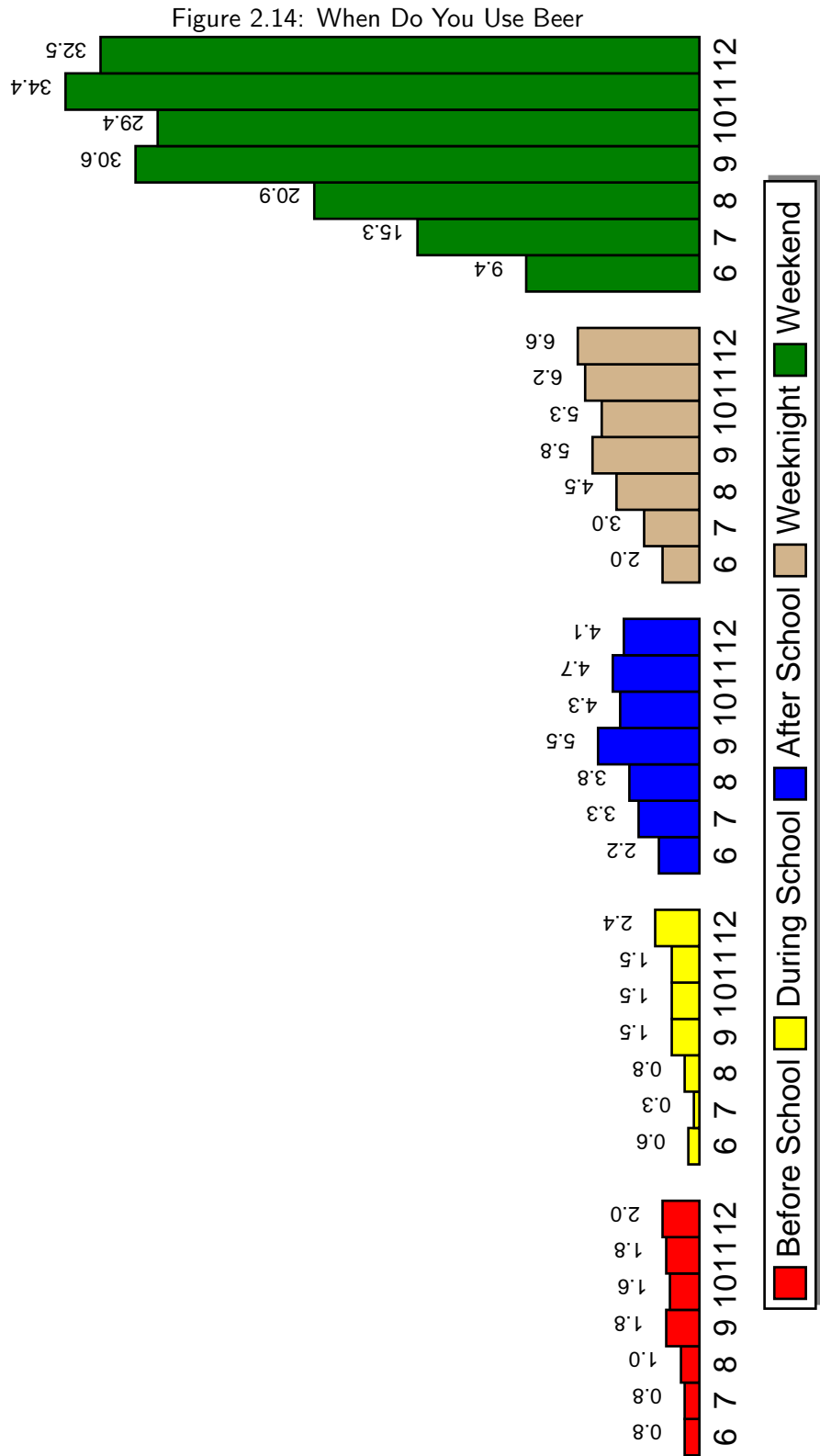
Figure 2.13: Where Do You Use OxyContin



Source: PRIDE Surveys

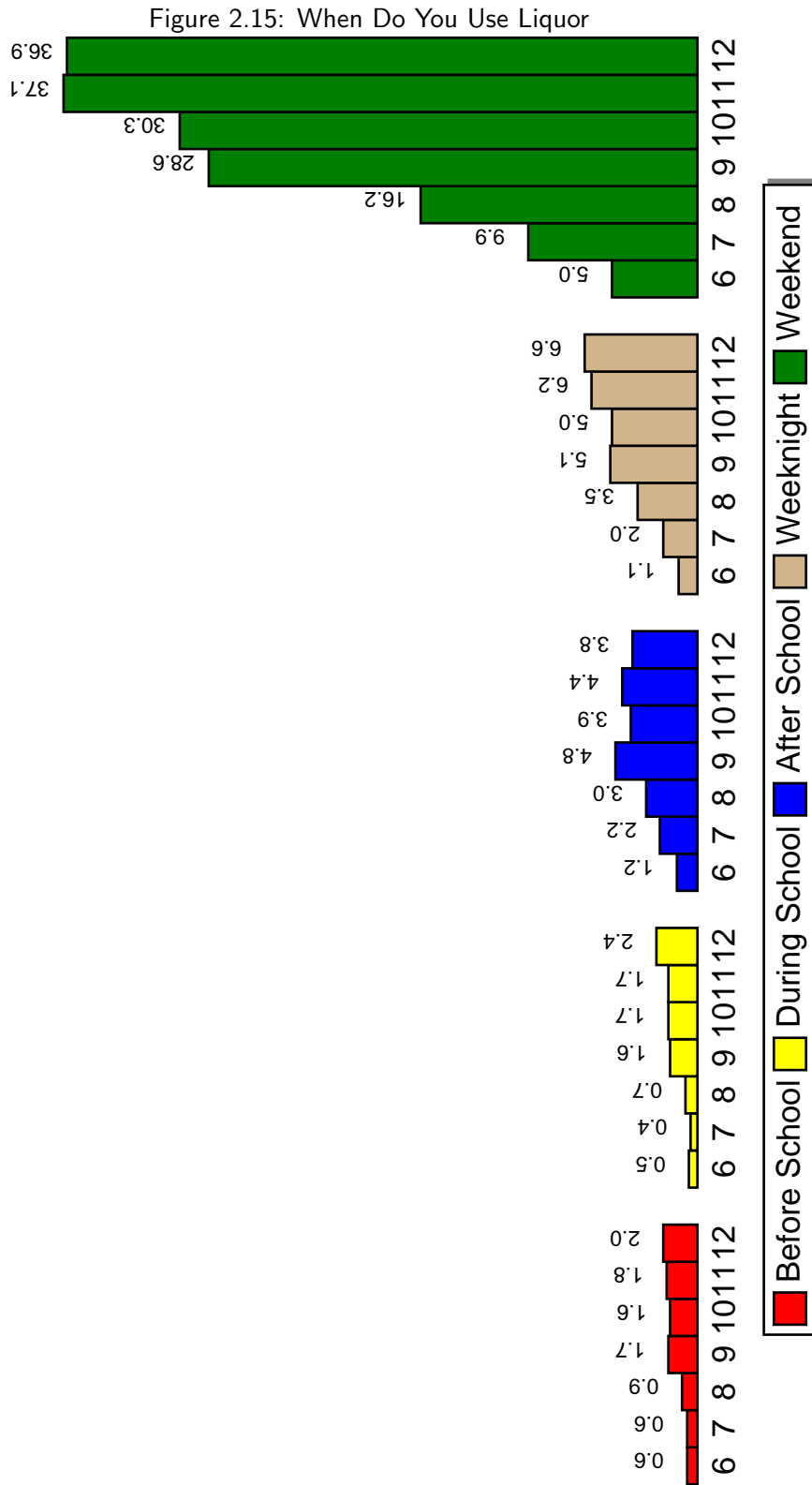
2.3 When Do You Use

When Do You Use Beer

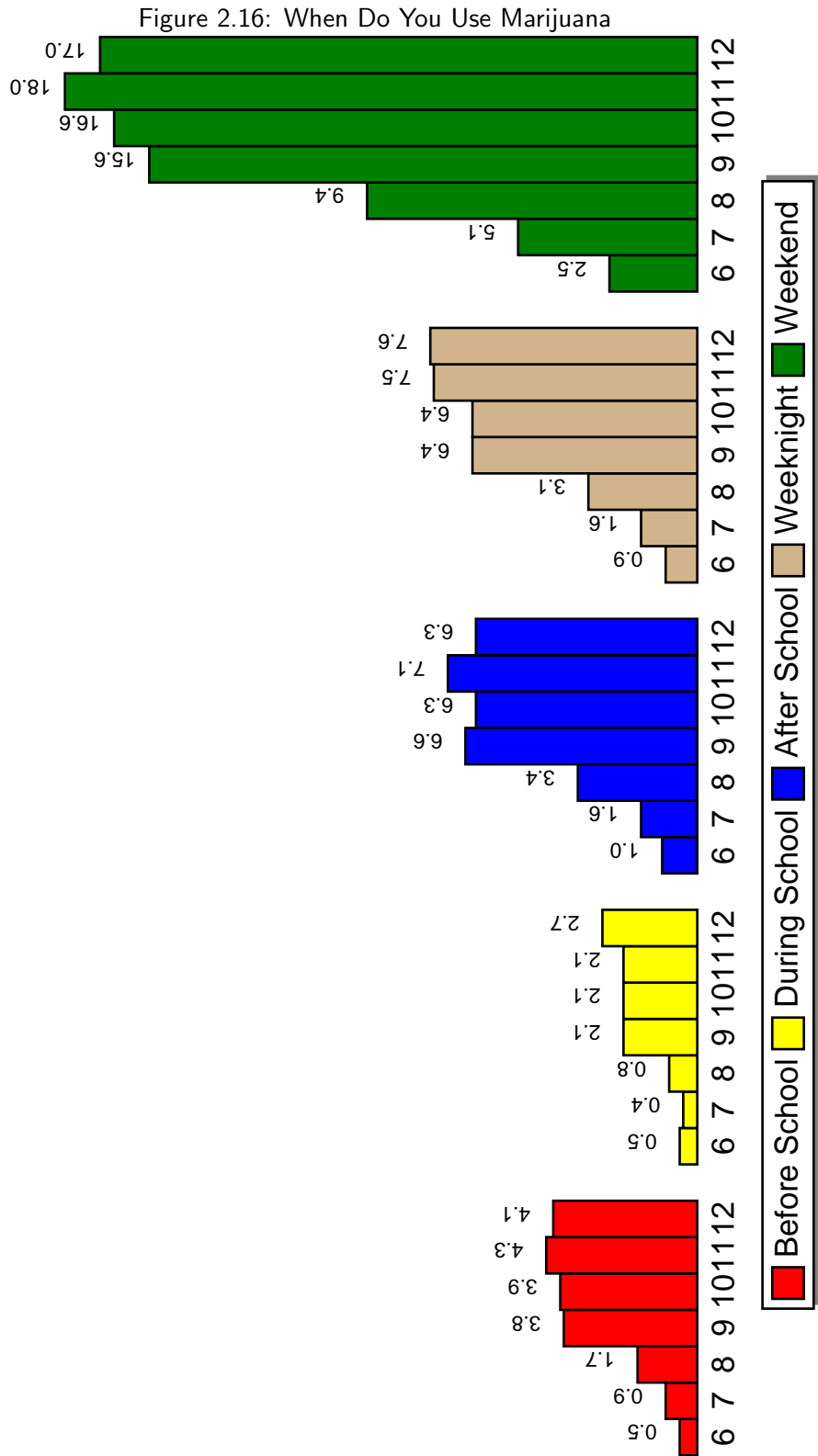


Source: PRIDE Surveys

When Do You Use Liquor



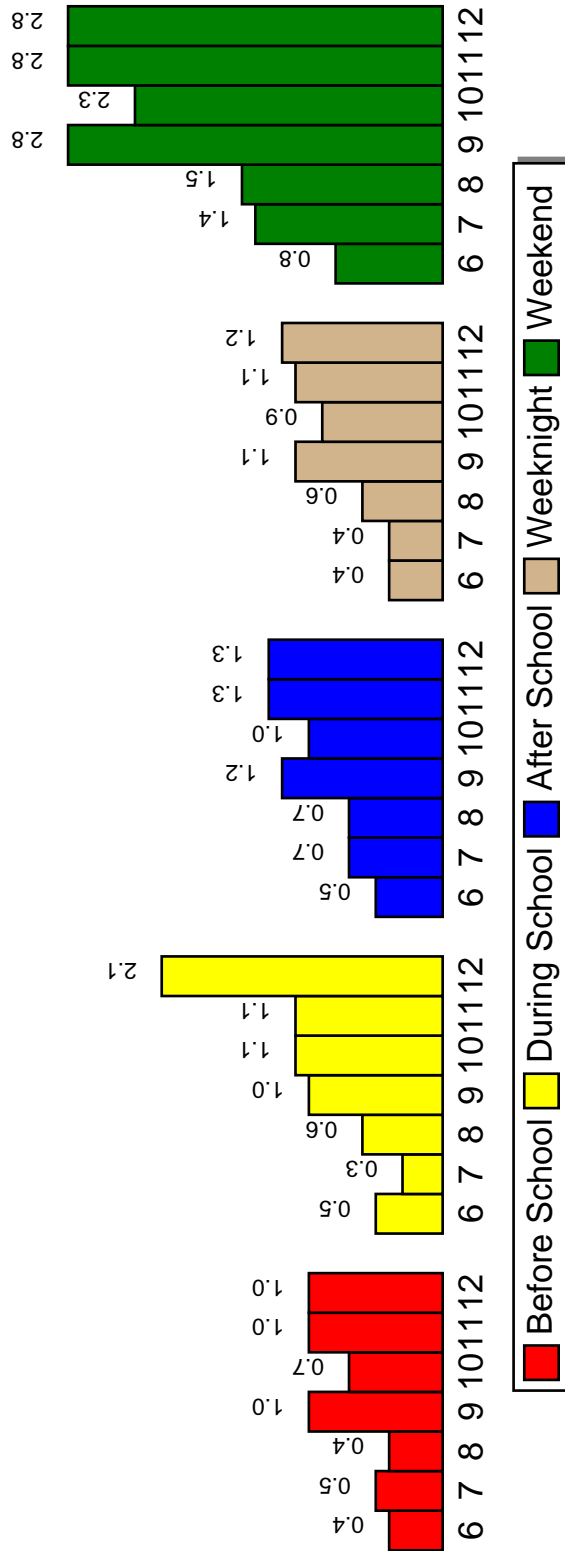
When Do You Use Marijuana



Source: PRIDE Surveys

When Do You Use Cocaine

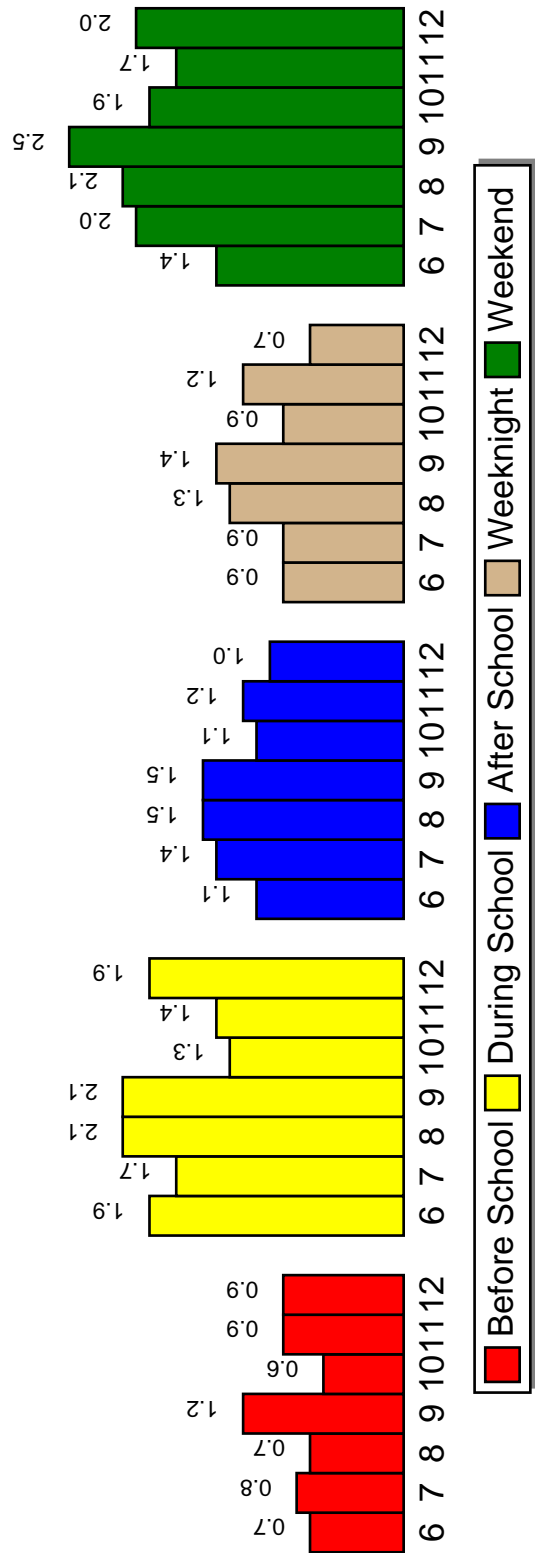
Figure 2.17: When Do You Use Cocaine



Source: PRIDE Surveys

When Do You Use Inhalants

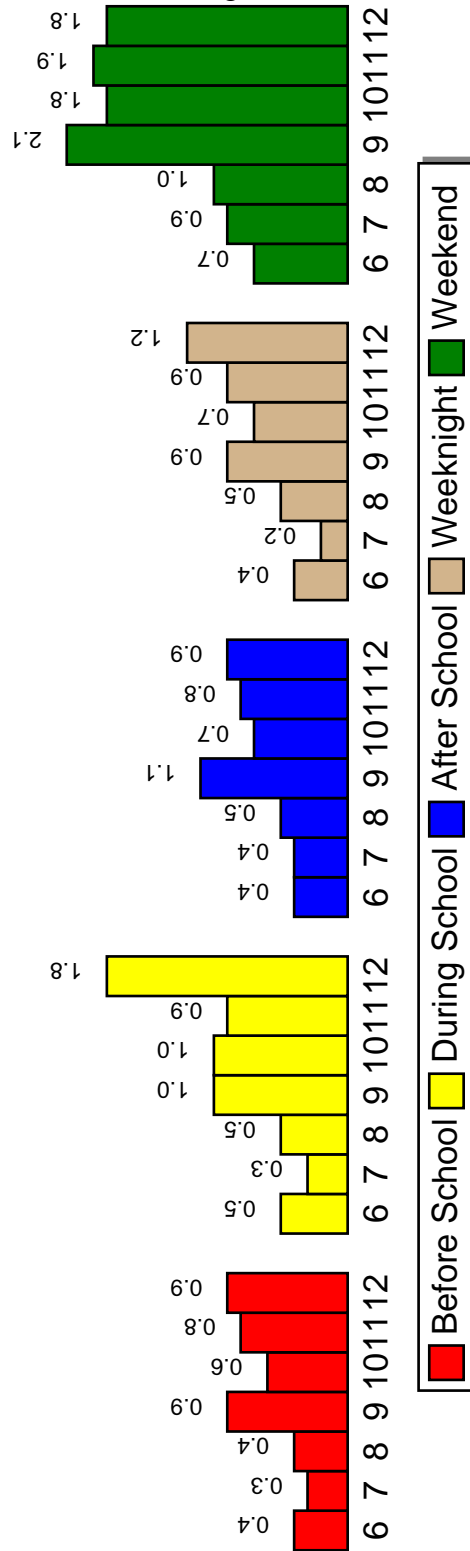
Figure 2.18: When Do You Use Inhalants



Source: PRIDE Surveys

When Do You Use Hallucinogens

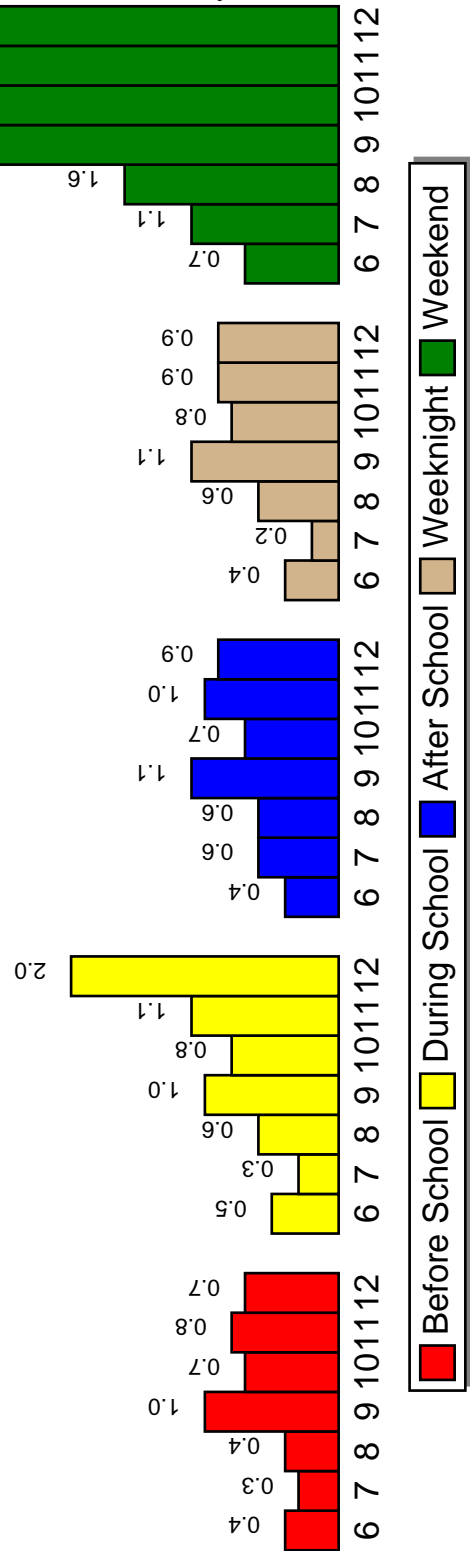
Figure 2.19: When Do You Use Hallucinogens



Source: PRIDE Surveys

When Do You Use Ecstasy

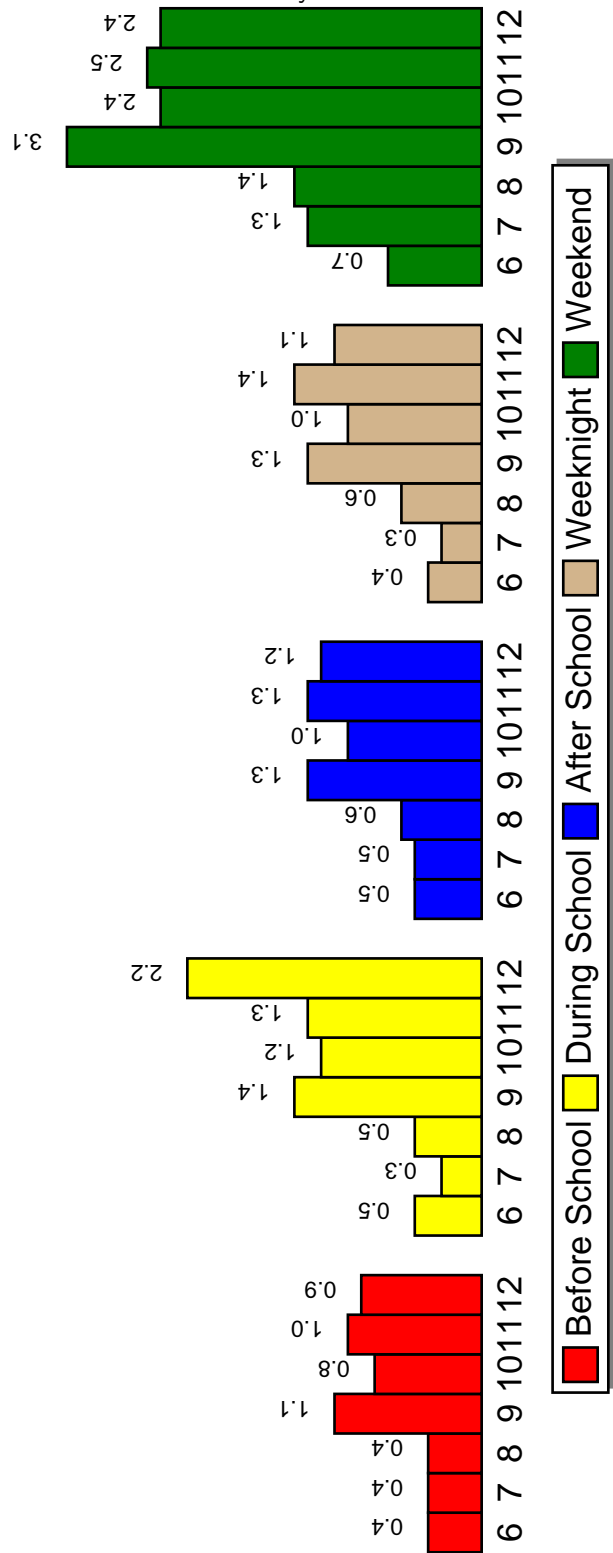
Figure 2.20: When Do You Use Ecstasy



Source: PRIDE Surveys

When Do You Use OxyContin

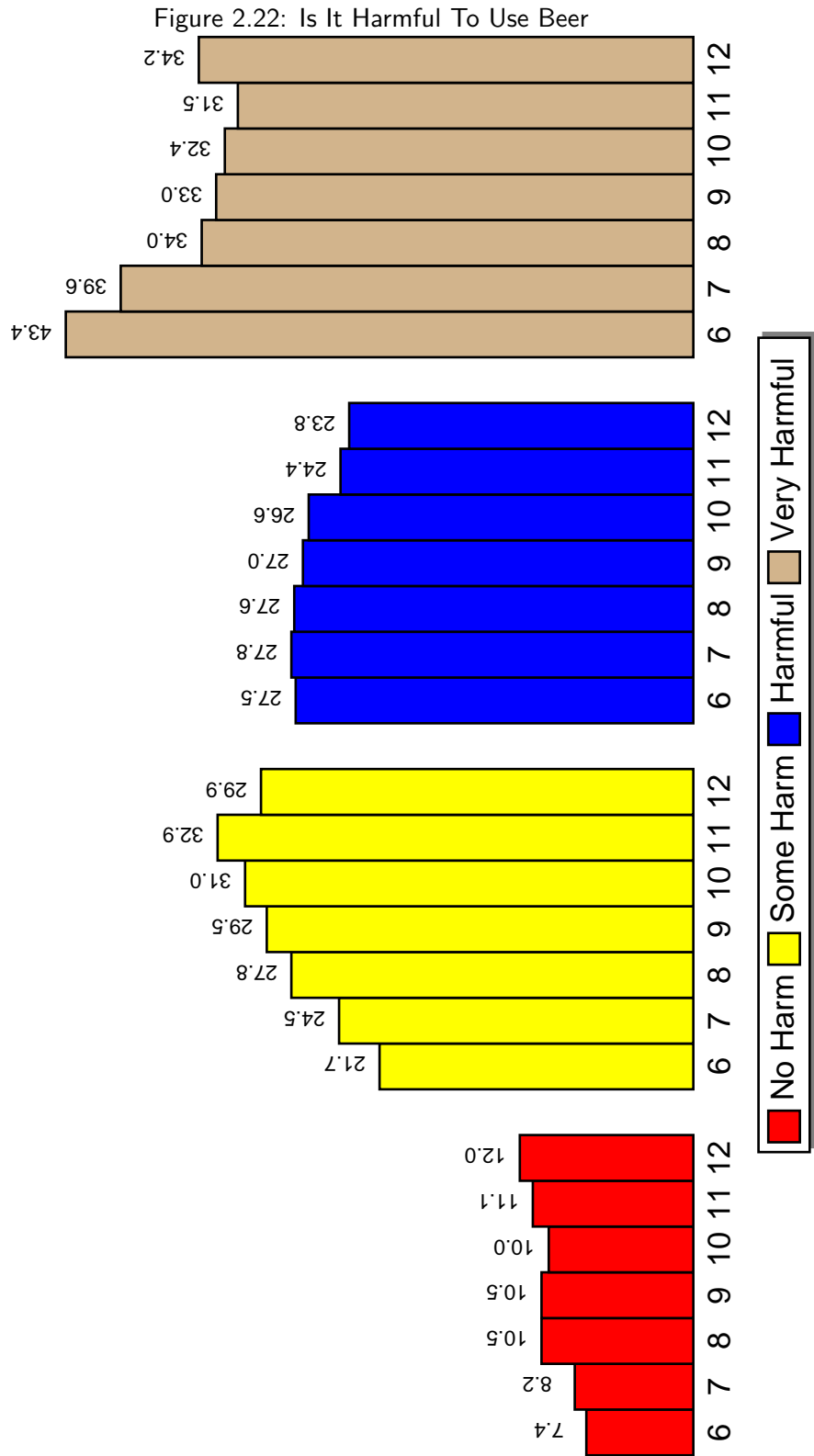
Figure 2.21: When Do You Use OxyContin



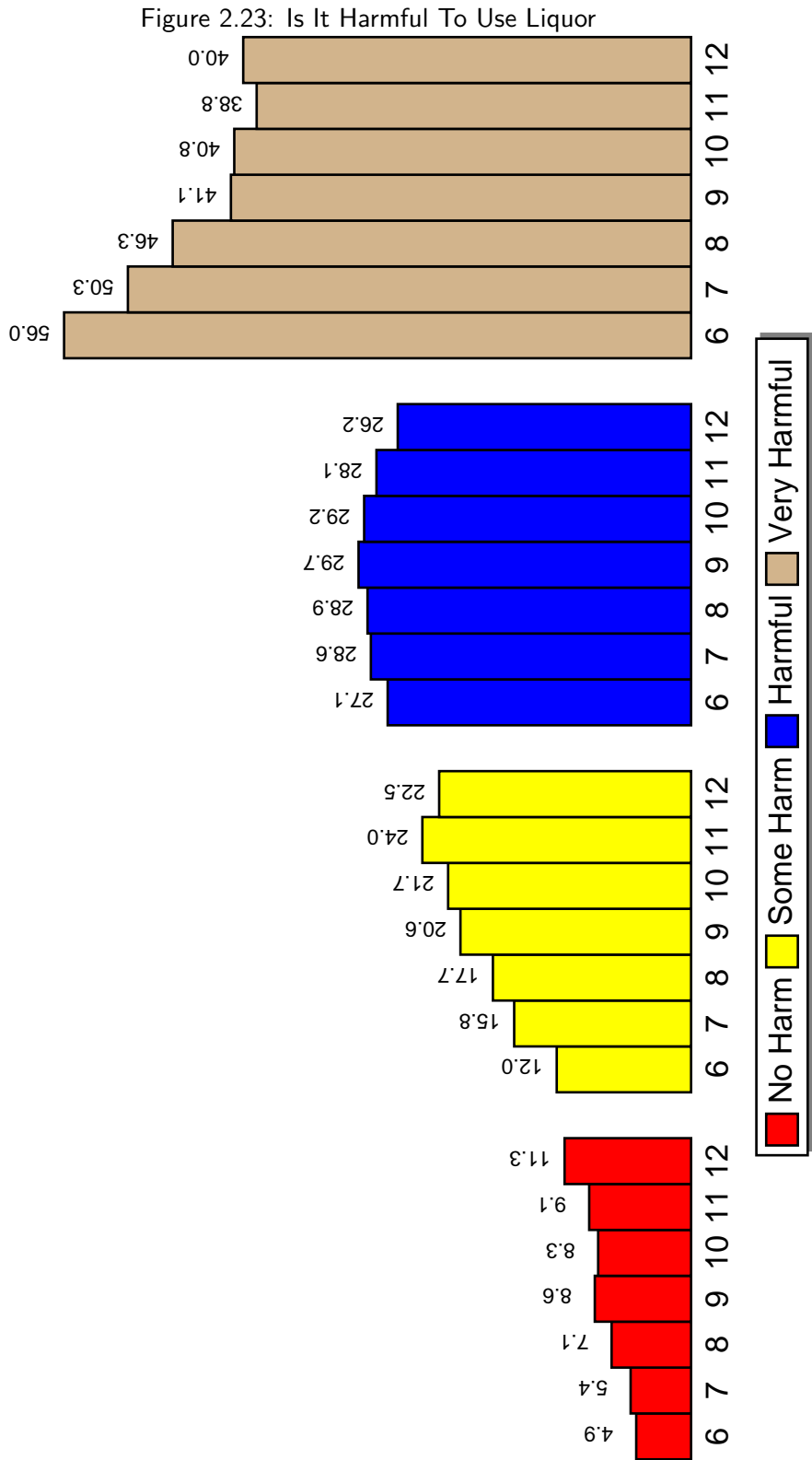
Source: PRIDE Surveys

2.4 Harmfulness to Health

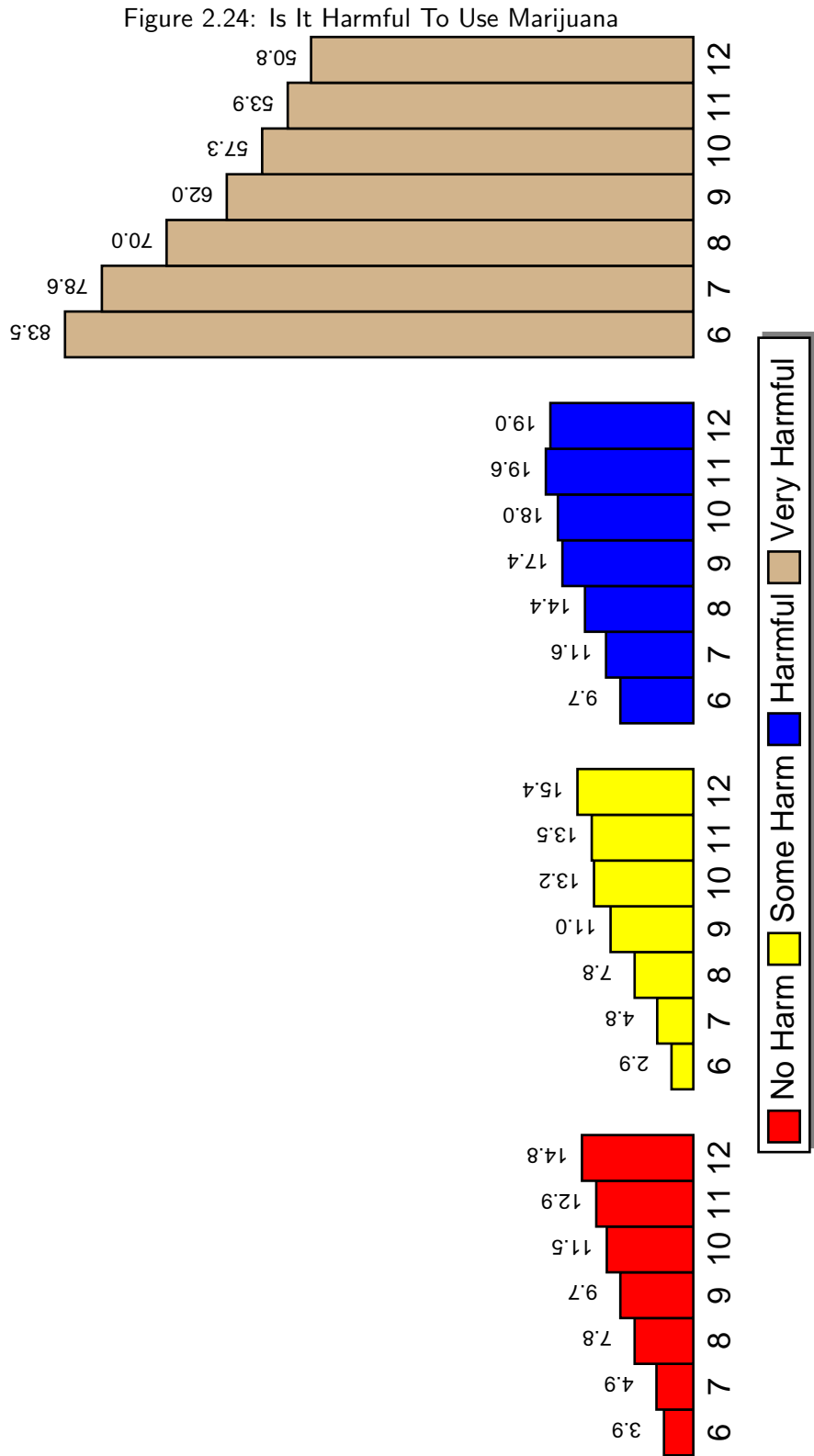
Is It Harmful To Use Beer



Is It Harmful To Use Liquor

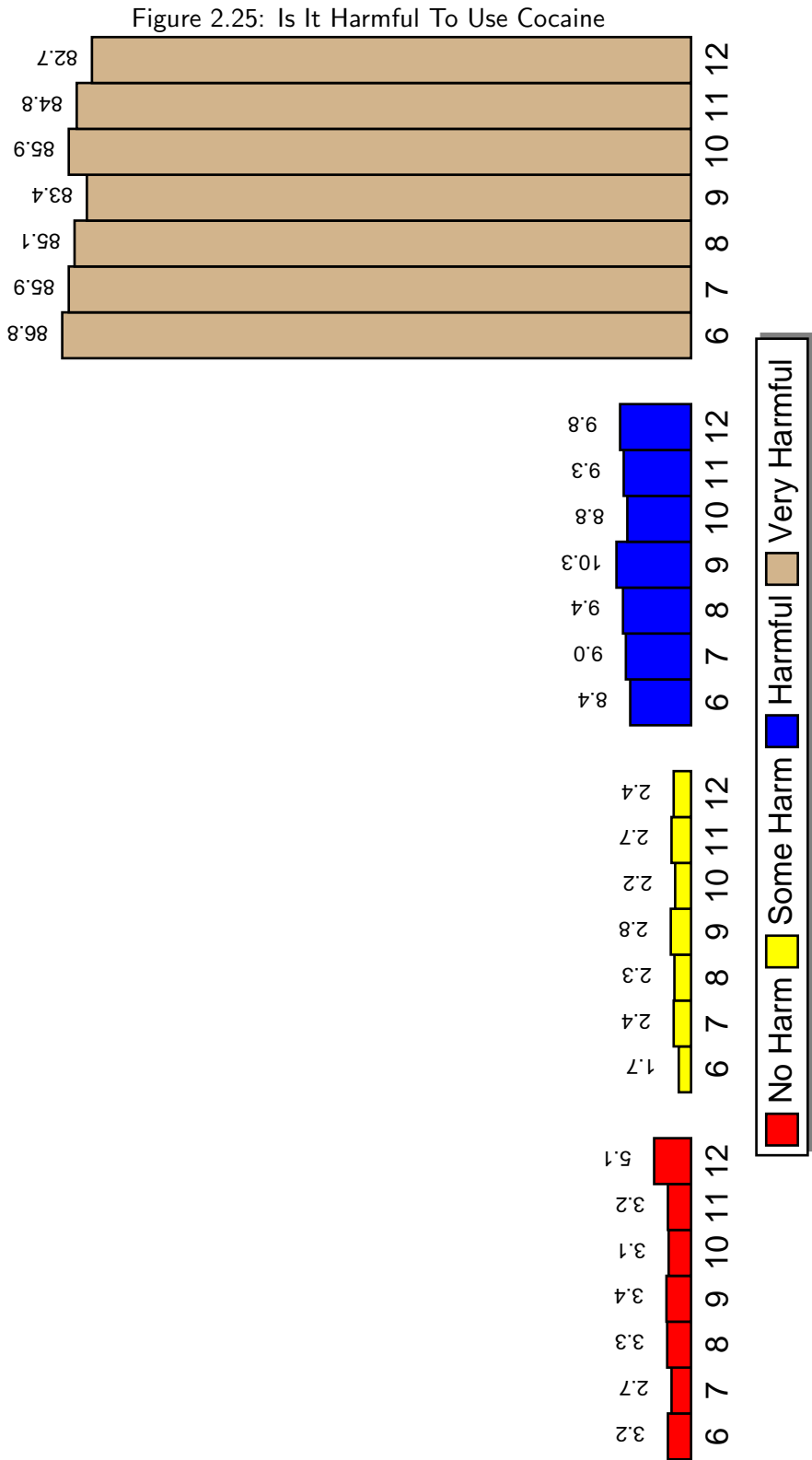


Is It Harmful To Use Marijuana



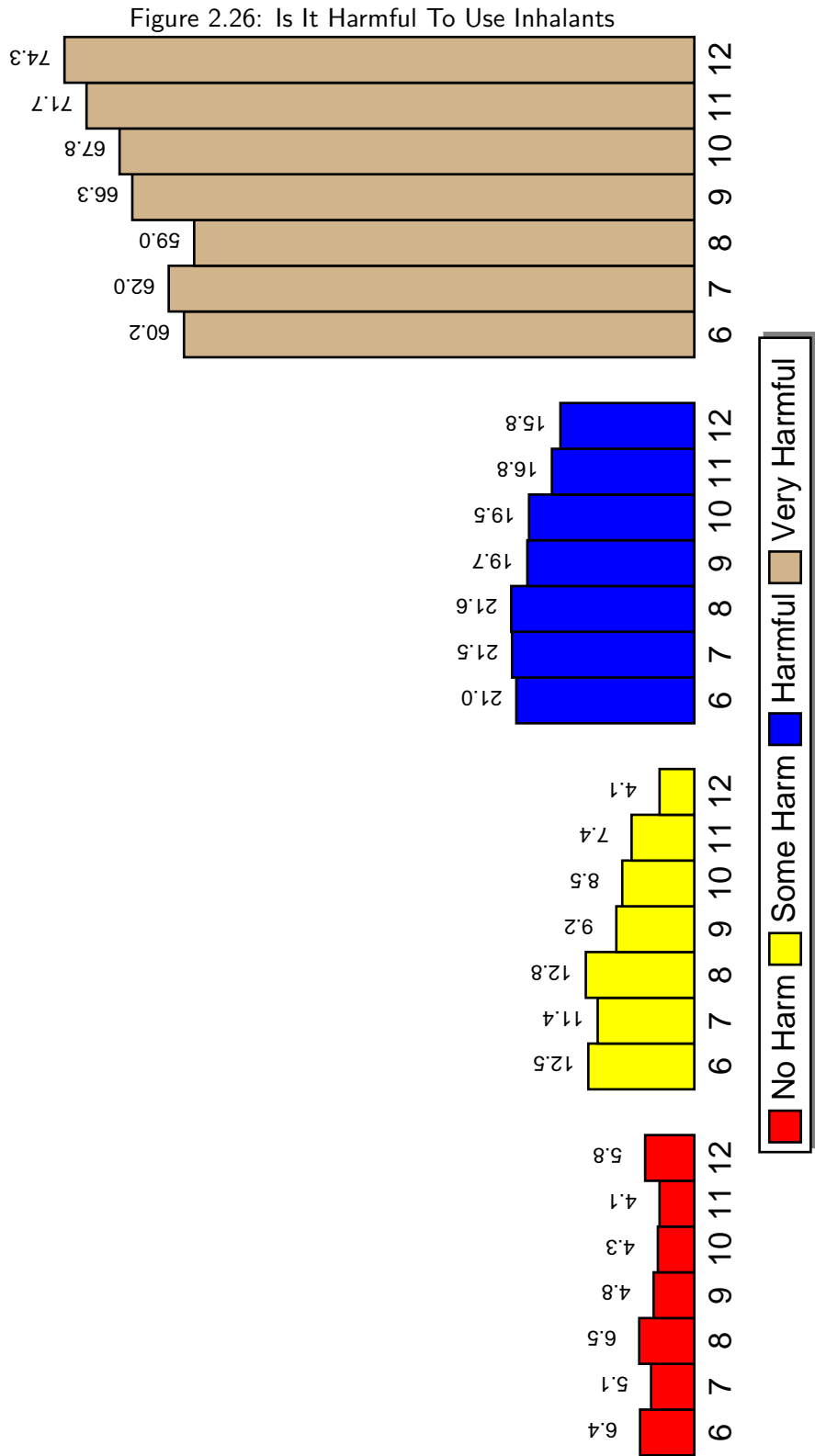
Source: PRIDE Surveys

Is It Harmful To Use Cocaine



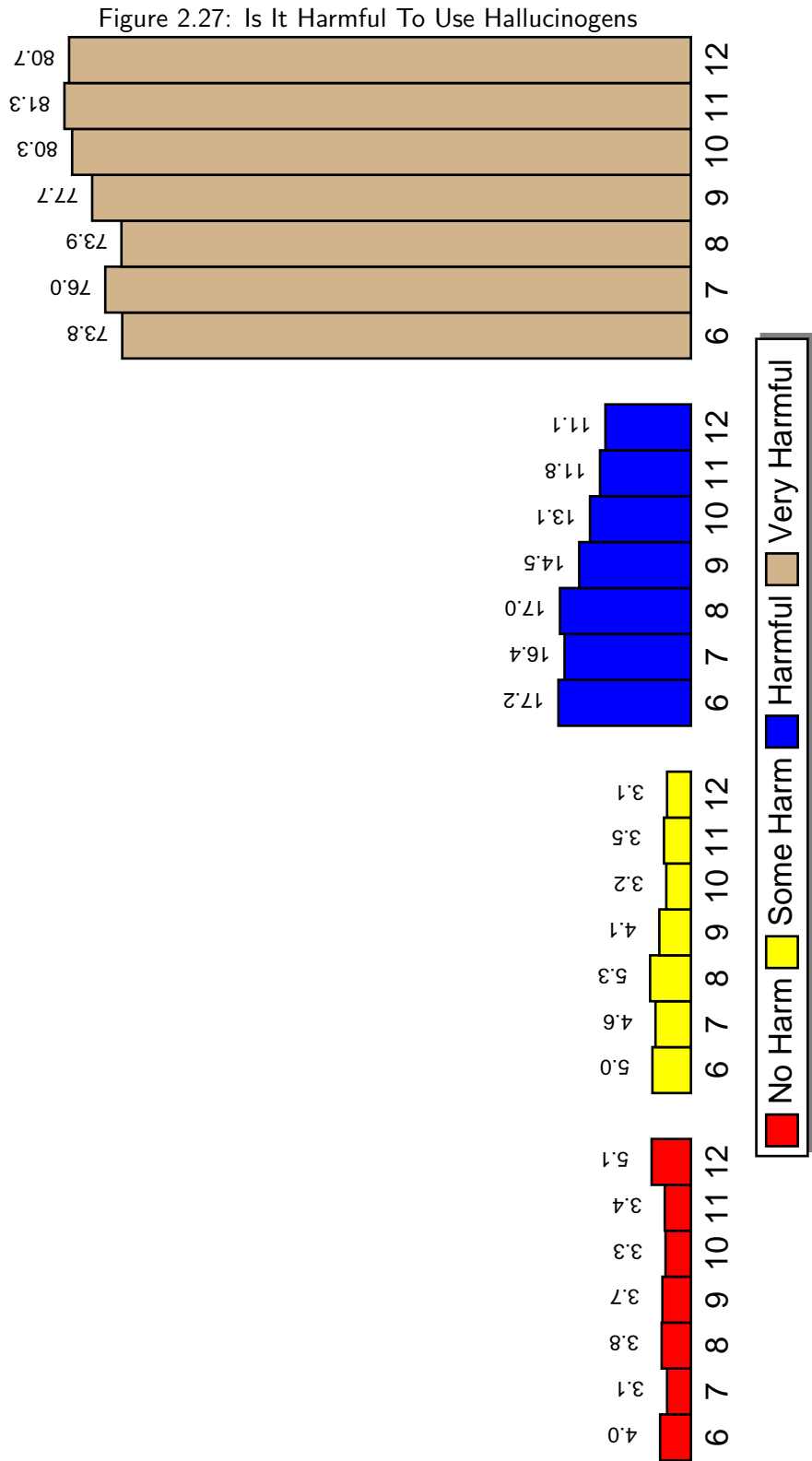
Source: PRIDE Surveys

Is It Harmful To Use Inhalants



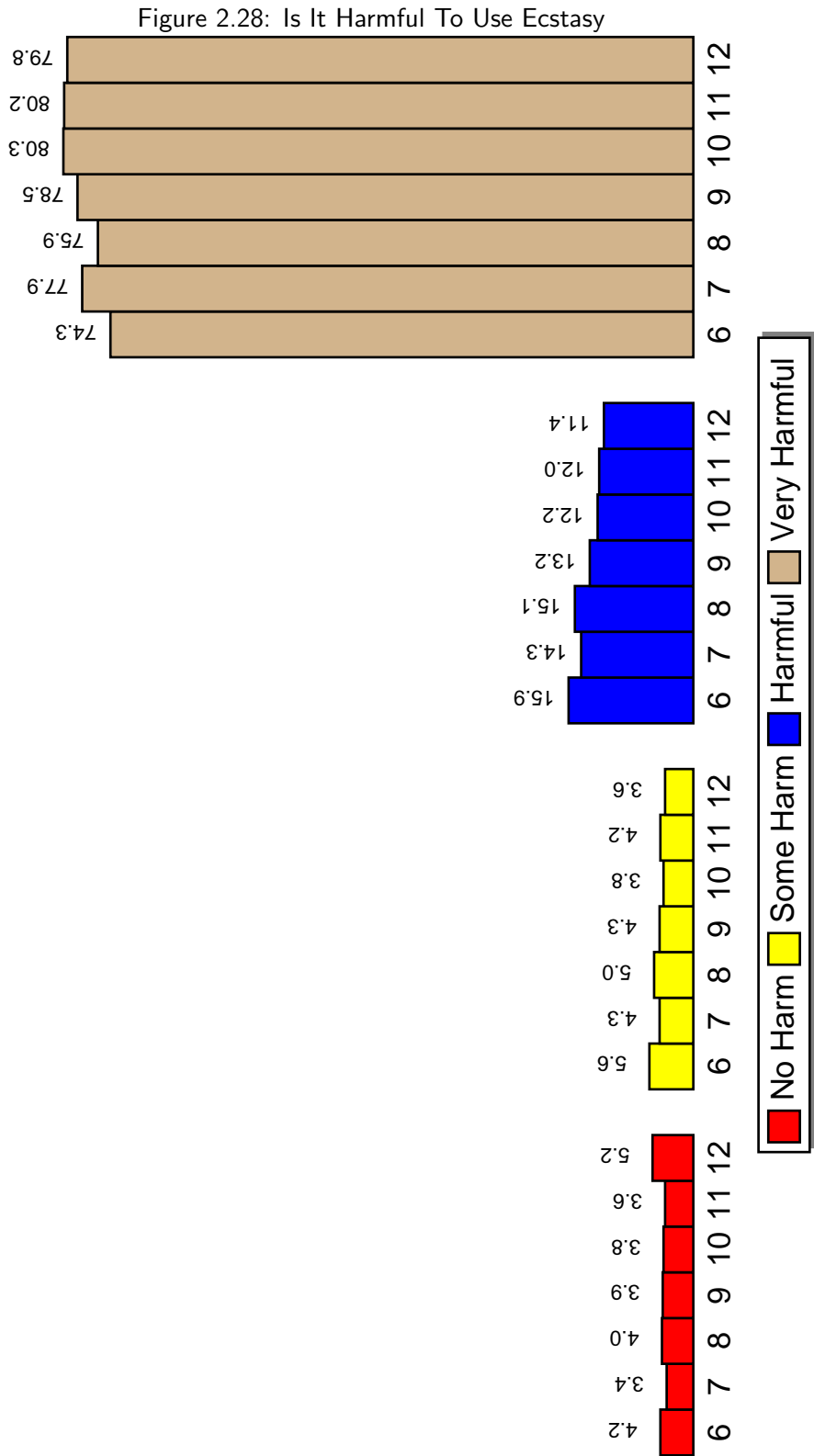
Source: PRIDE Surveys

Is It Harmful To Use Hallucinogens



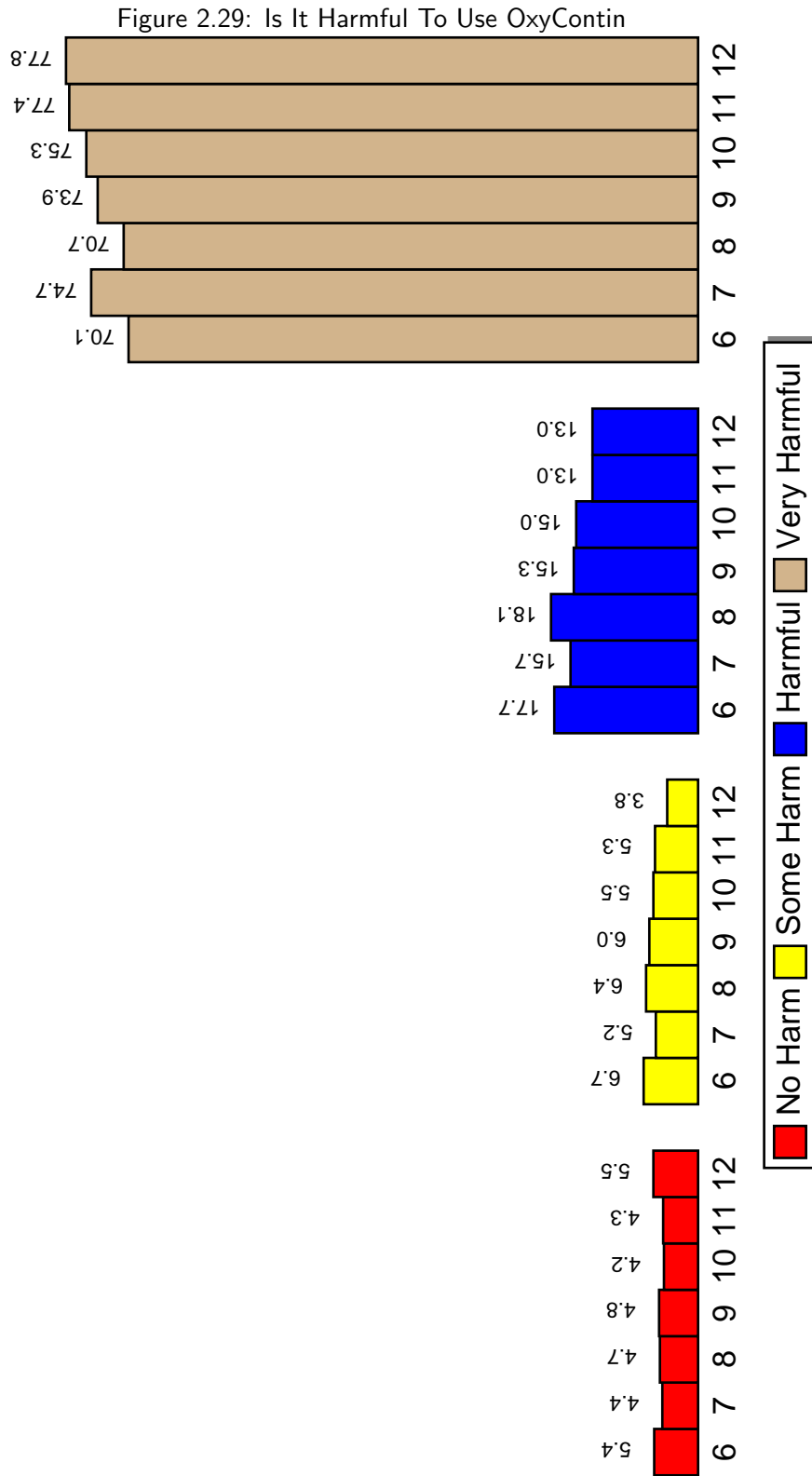
Source: PRIDE Surveys

Is It Harmful To Use Ecstasy



Source: PRIDE Surveys

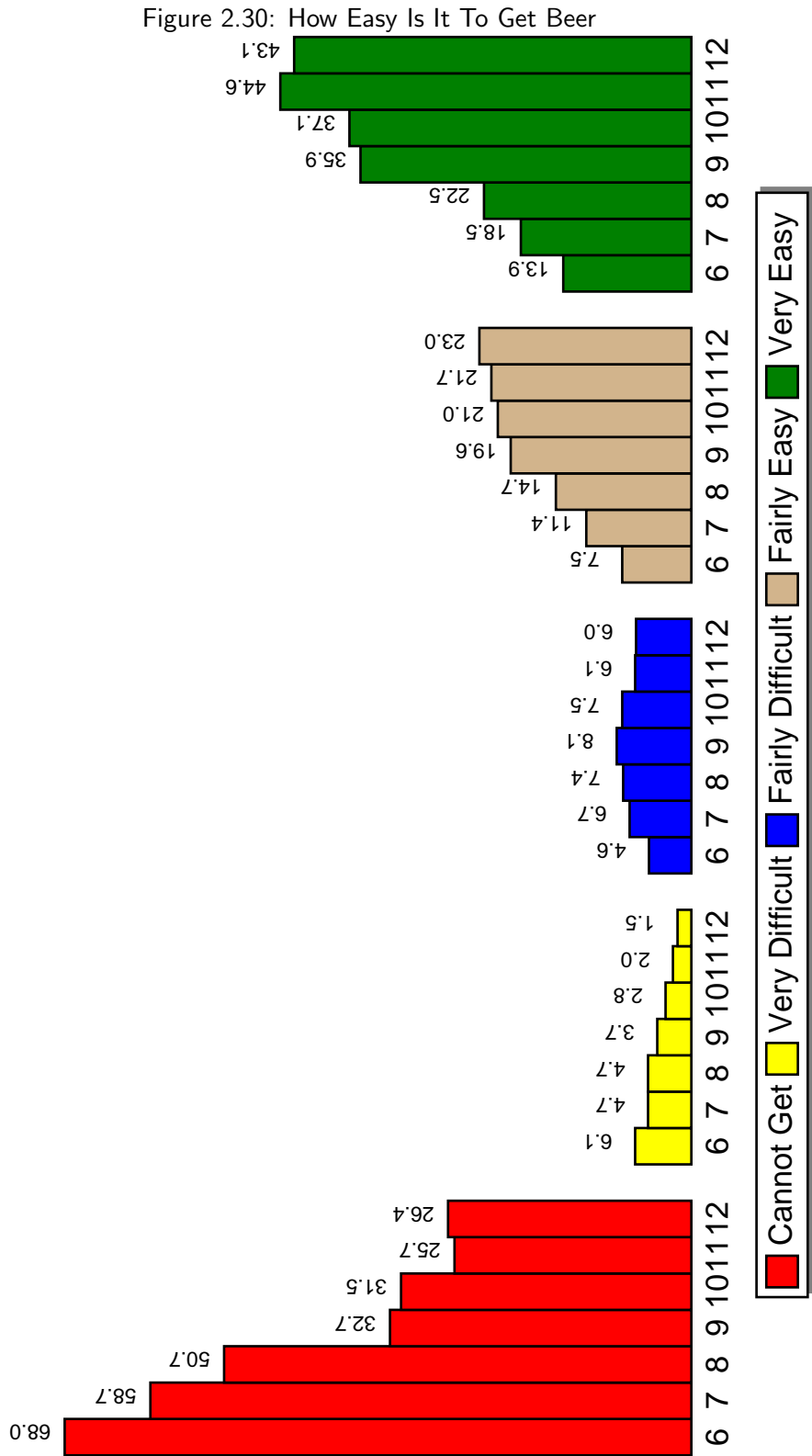
Is It Harmful To Use OxyContin



Source: PRIDE Surveys

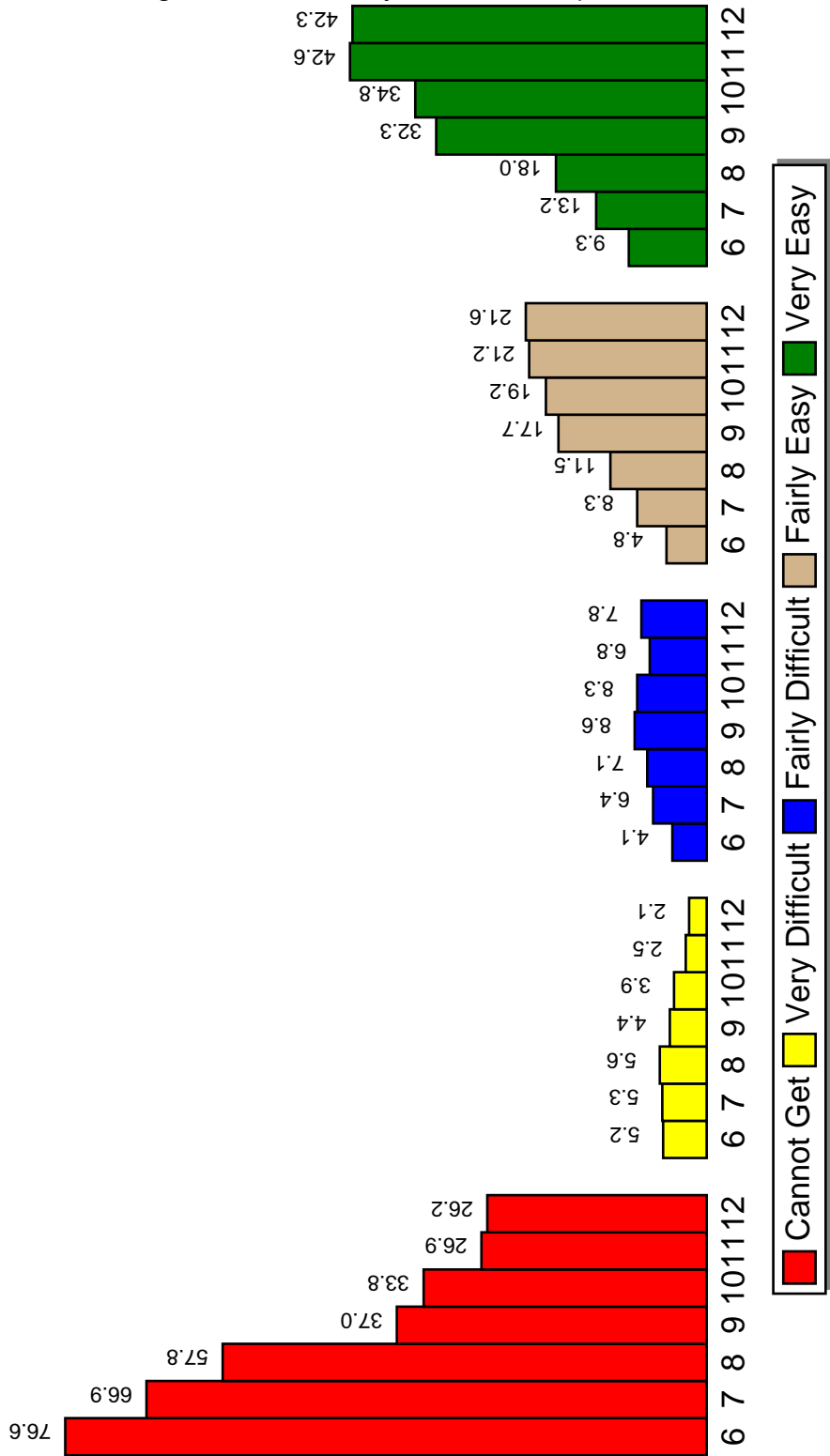
2.5 Availability

How Easy Is It To Get Beer




How Easy Is It To Get Liquor

Figure 2.31: How Easy Is It To Get Liquor

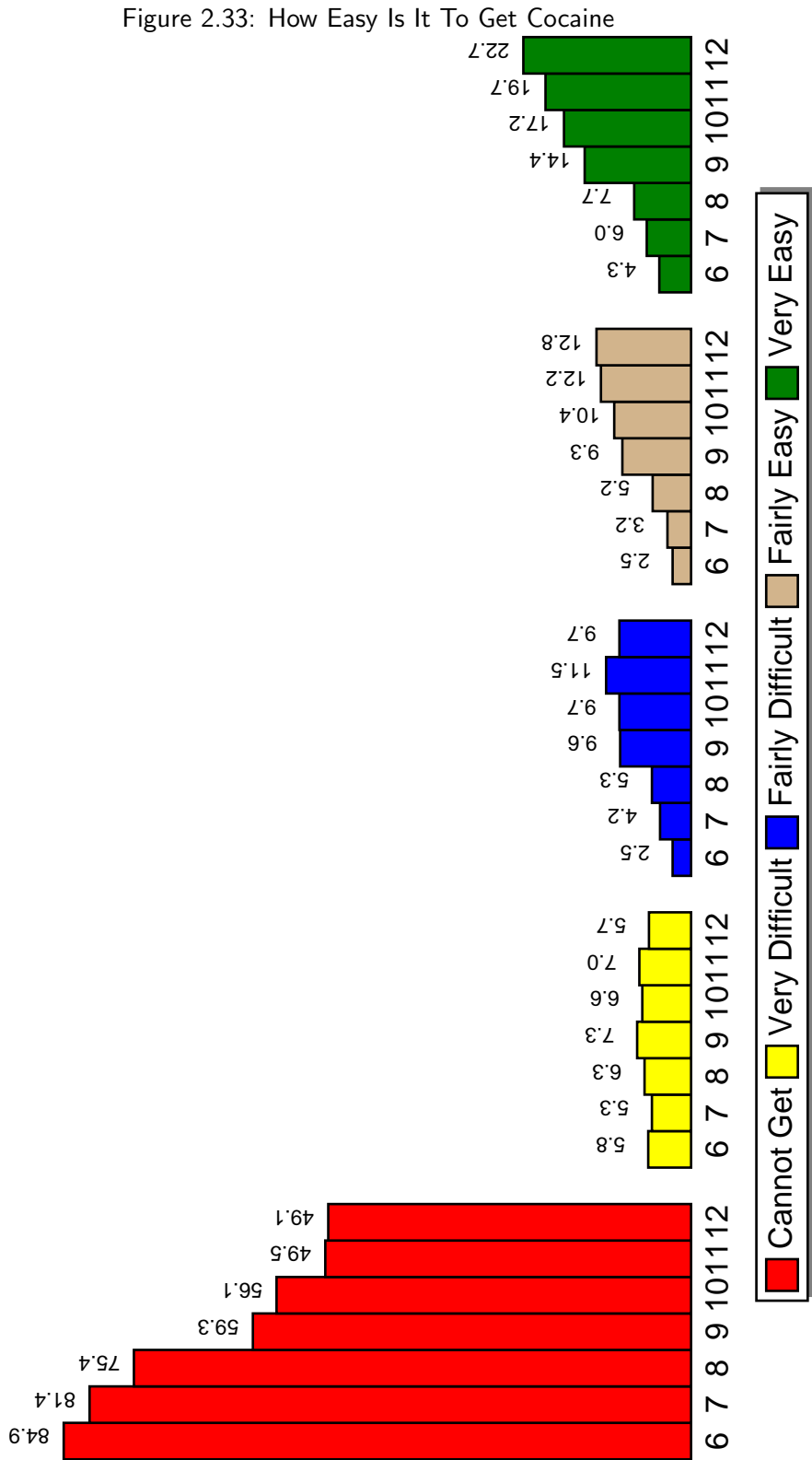


Source: PRIDE Surveys

How Easy Is It To Get Marijuana

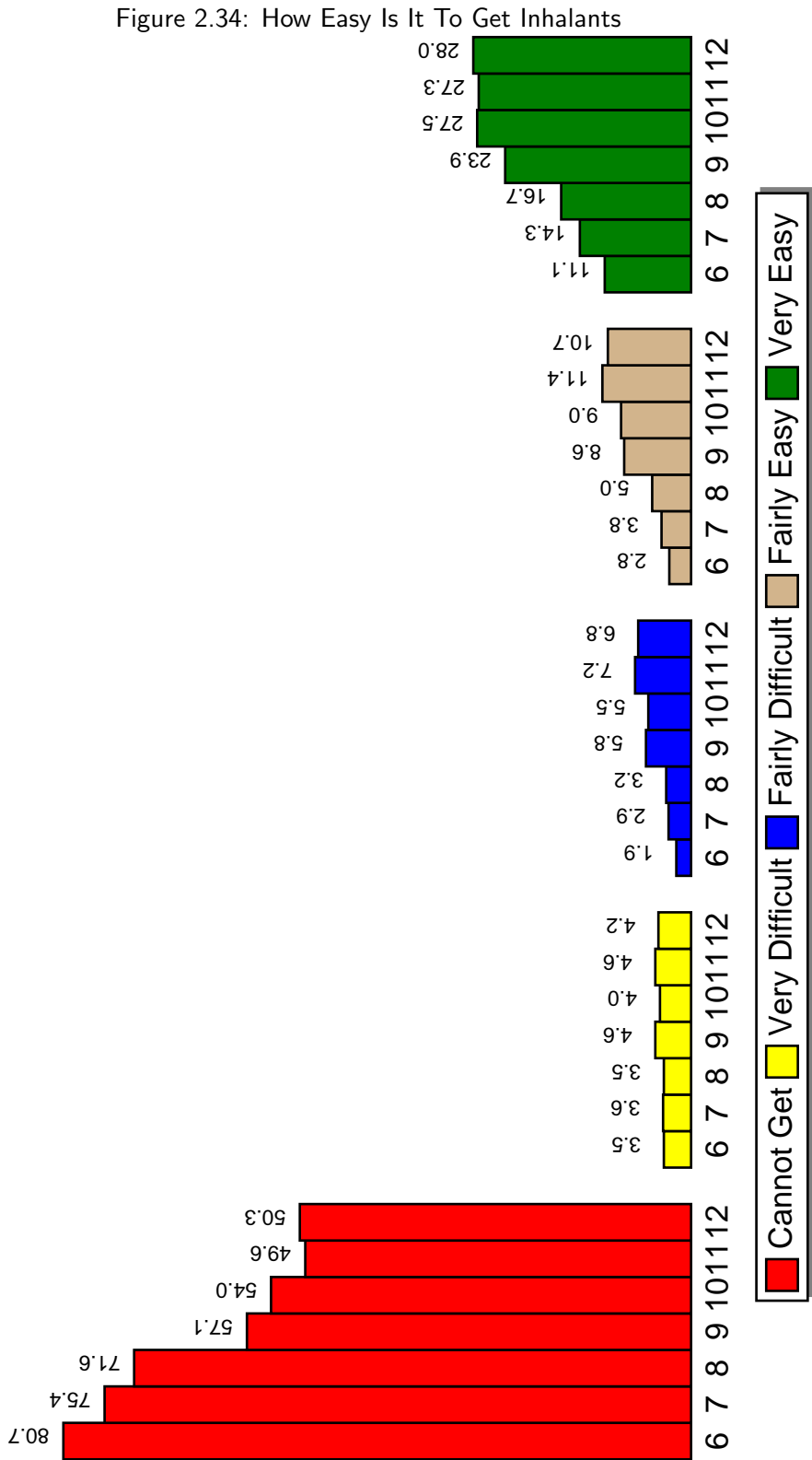


How Easy Is It To Get Cocaine



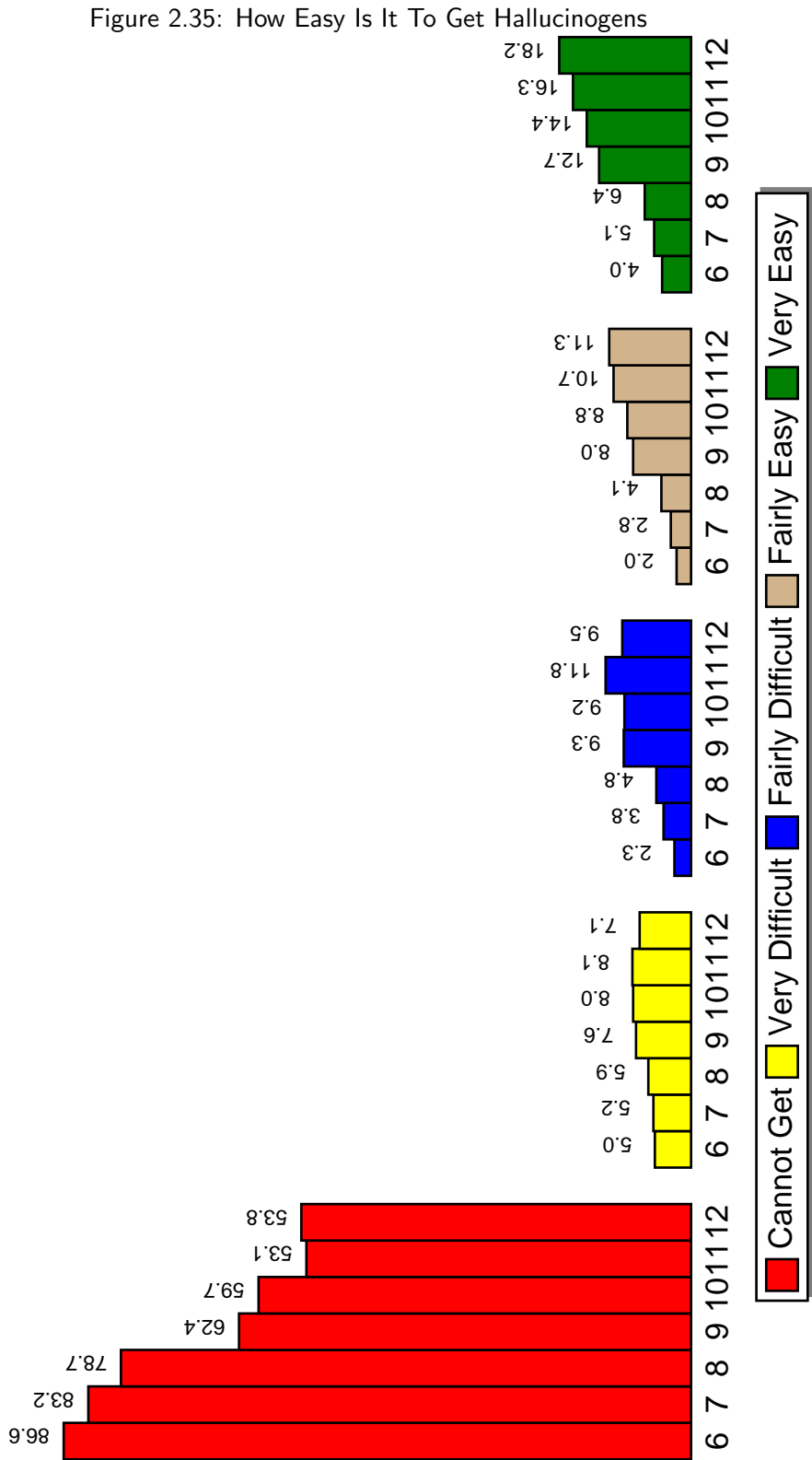
Source: PRIDE Surveys

How Easy Is It To Get Inhalants




Source: PRIDE Surveys

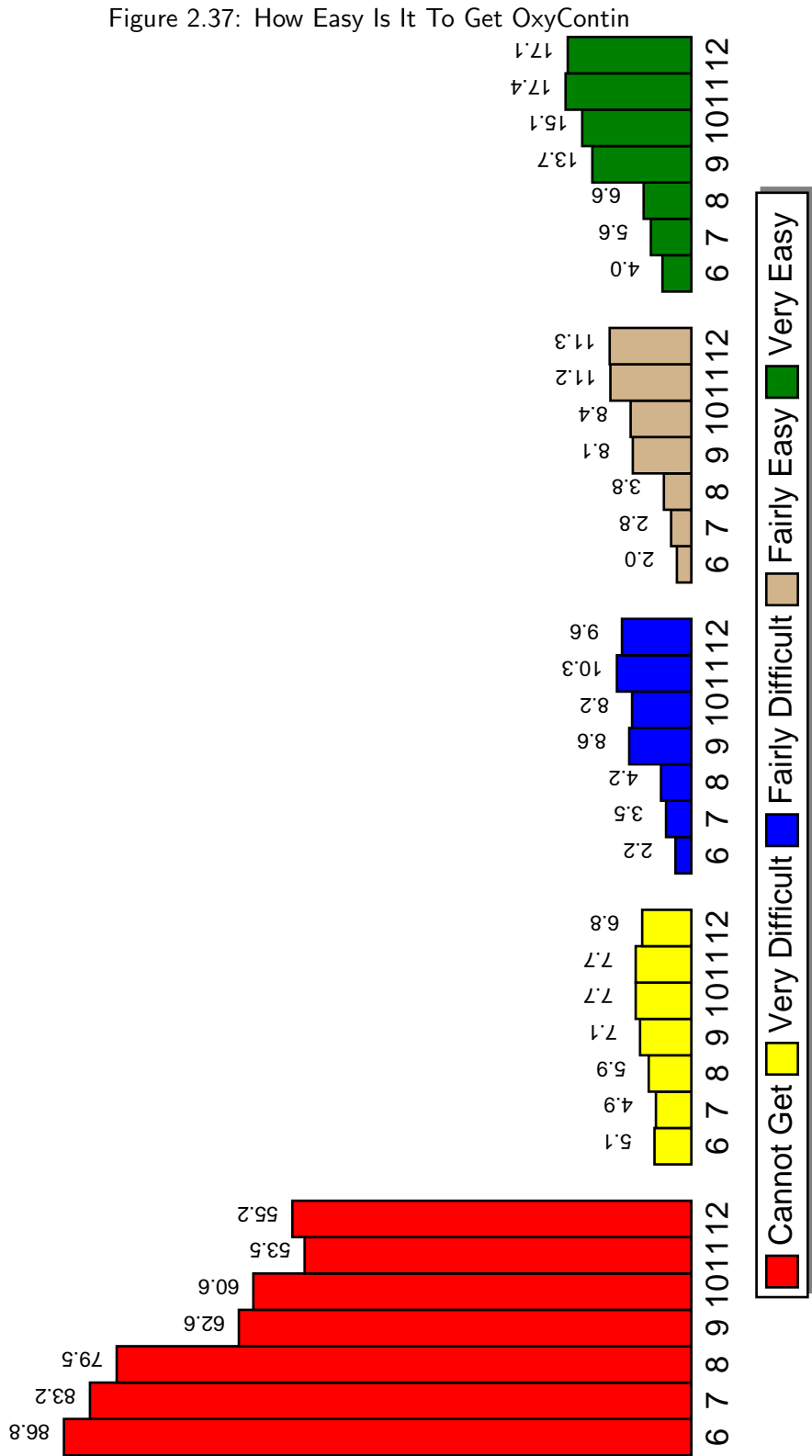
How Easy Is It To Get Hallucinogens



How Easy Is It To Get Ecstasy



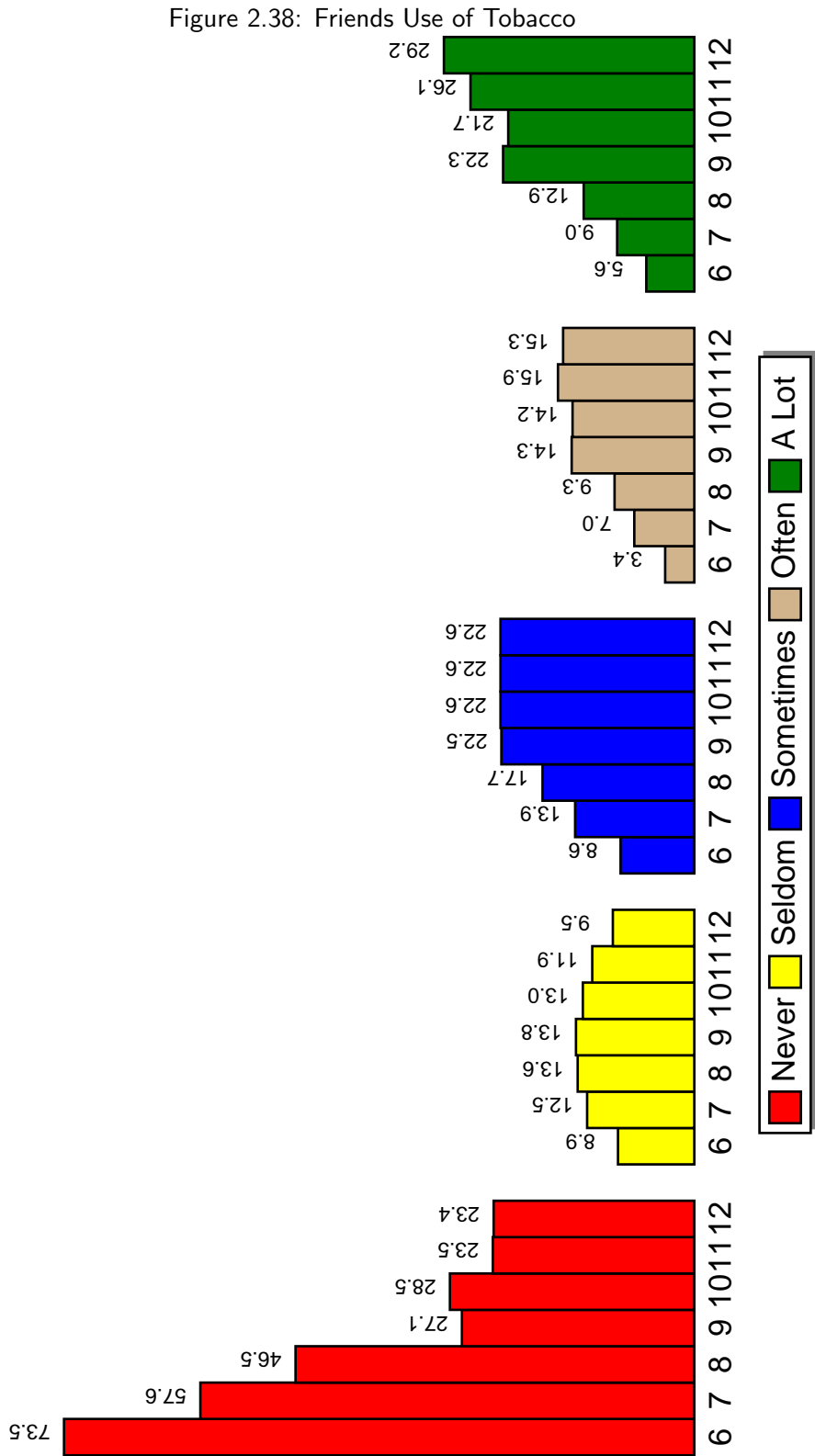
How Easy Is It To Get OxyContin



Source: PRIDE Surveys

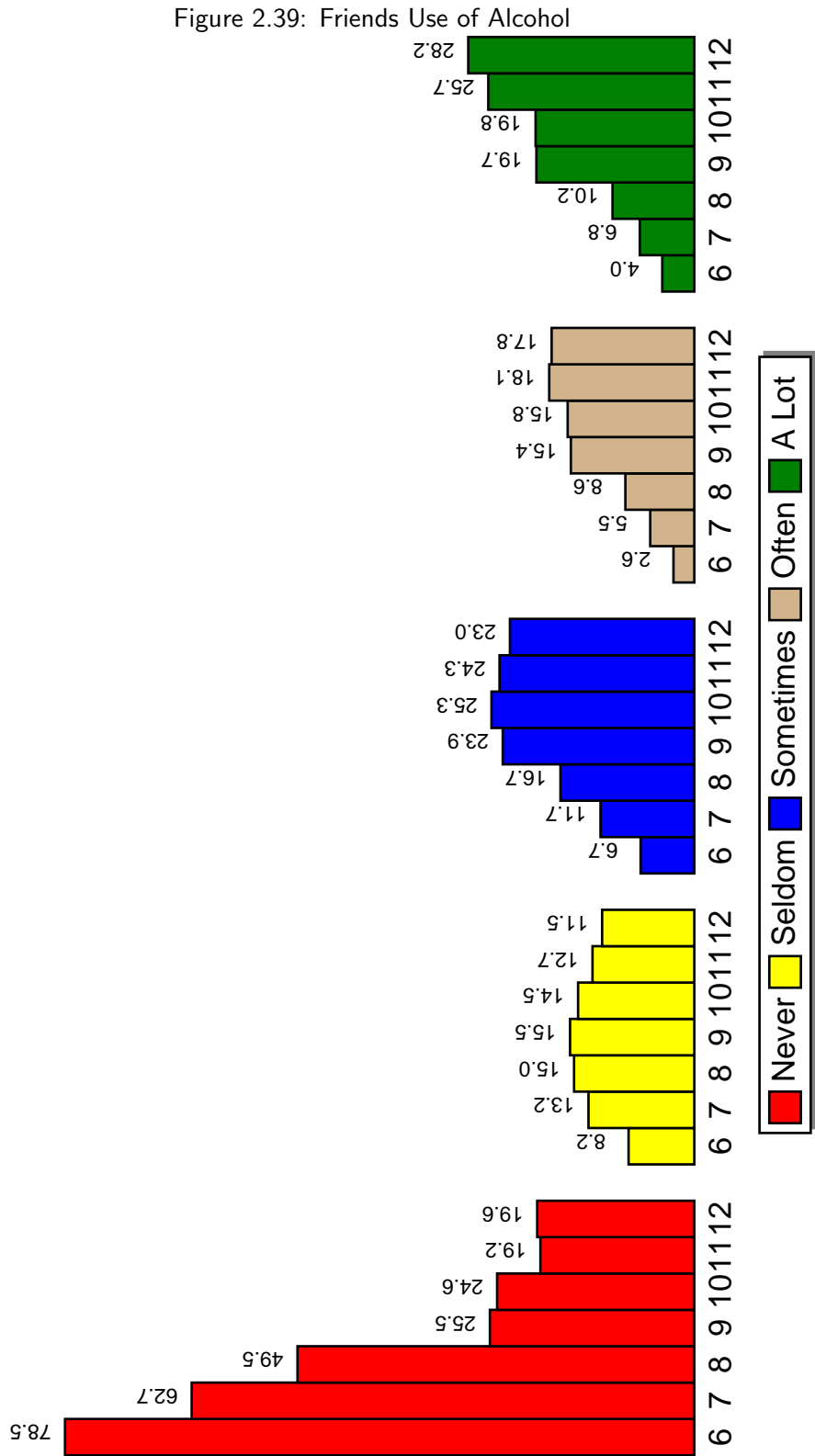
2.6 Friends Use

Friends Use of Tobacco



Source: PRIDE Surveys

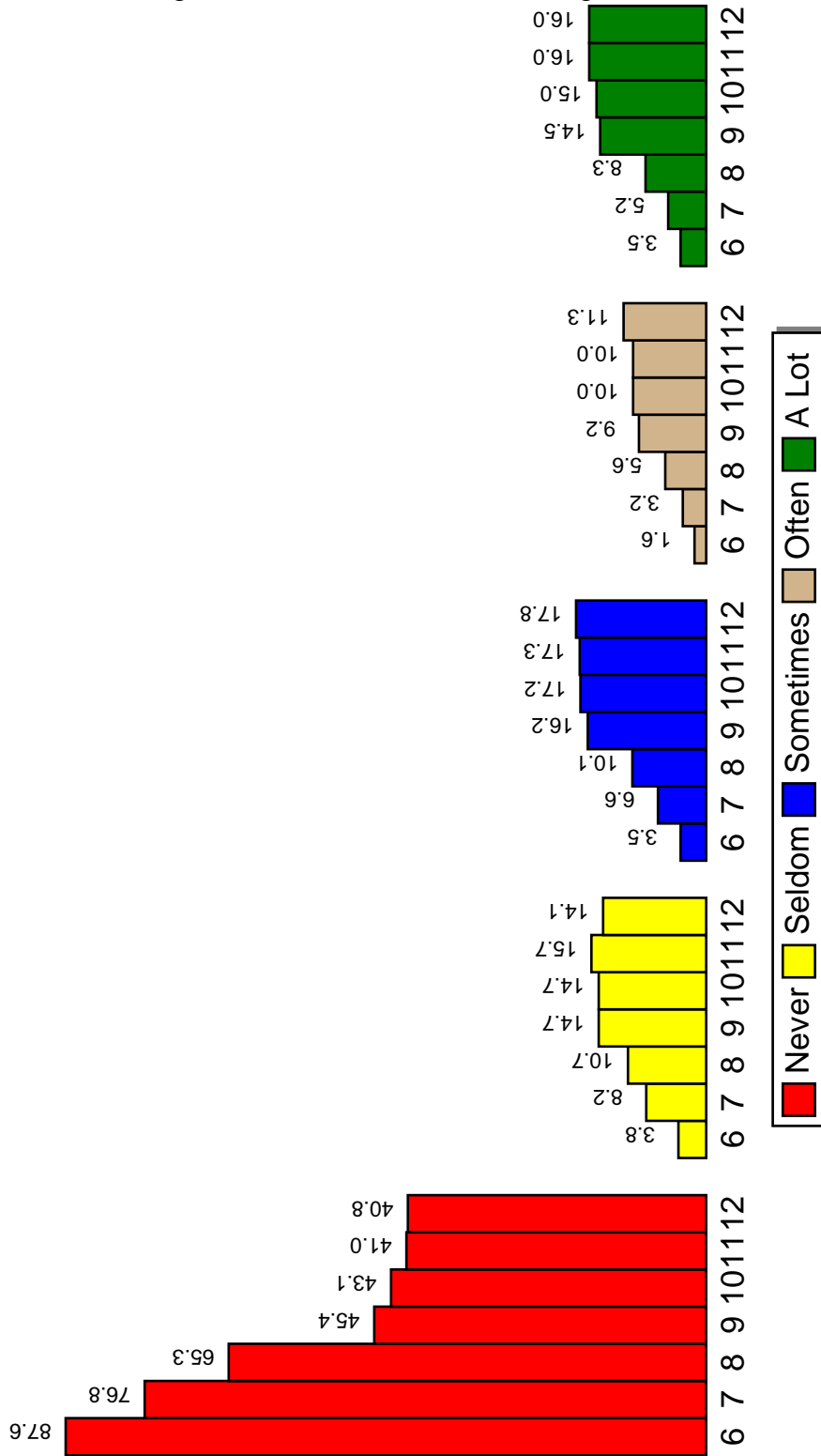
Friends Use of Alcohol



Source: PRIDE Surveys

Friends Use of Illicit Drugs

Figure 2.40: Friends Use of Illicit Drugs



Source: PRIDE Surveys

Chapter 3

Advanced Graphics

The following graphs will assist you in understanding the relationship of student behavior to alcohol and other drug usage. You are encouraged to make presentations to school faculty, parents, media, and other audiences in the community.

The graphs on effect of use present data on how intoxicated students become when they use particular drugs. These figures are calculated by looking at the question *What Effect Do You Most Often Get When You ...*. The percentage is calculated as follows; Of those students who reported some use (i.e. all students whose response to the question was other than *Do Not Use*), the percentage of students who responded either *Very High* or *Bombed*. Typically, even though use of most illicit drugs may not seem very high, when they are used by students a high percentage of those students become very intoxicated. This would indicate that there is very little *casual* use of illicit drugs. Students tend to take these drugs in order to become intoxicated.

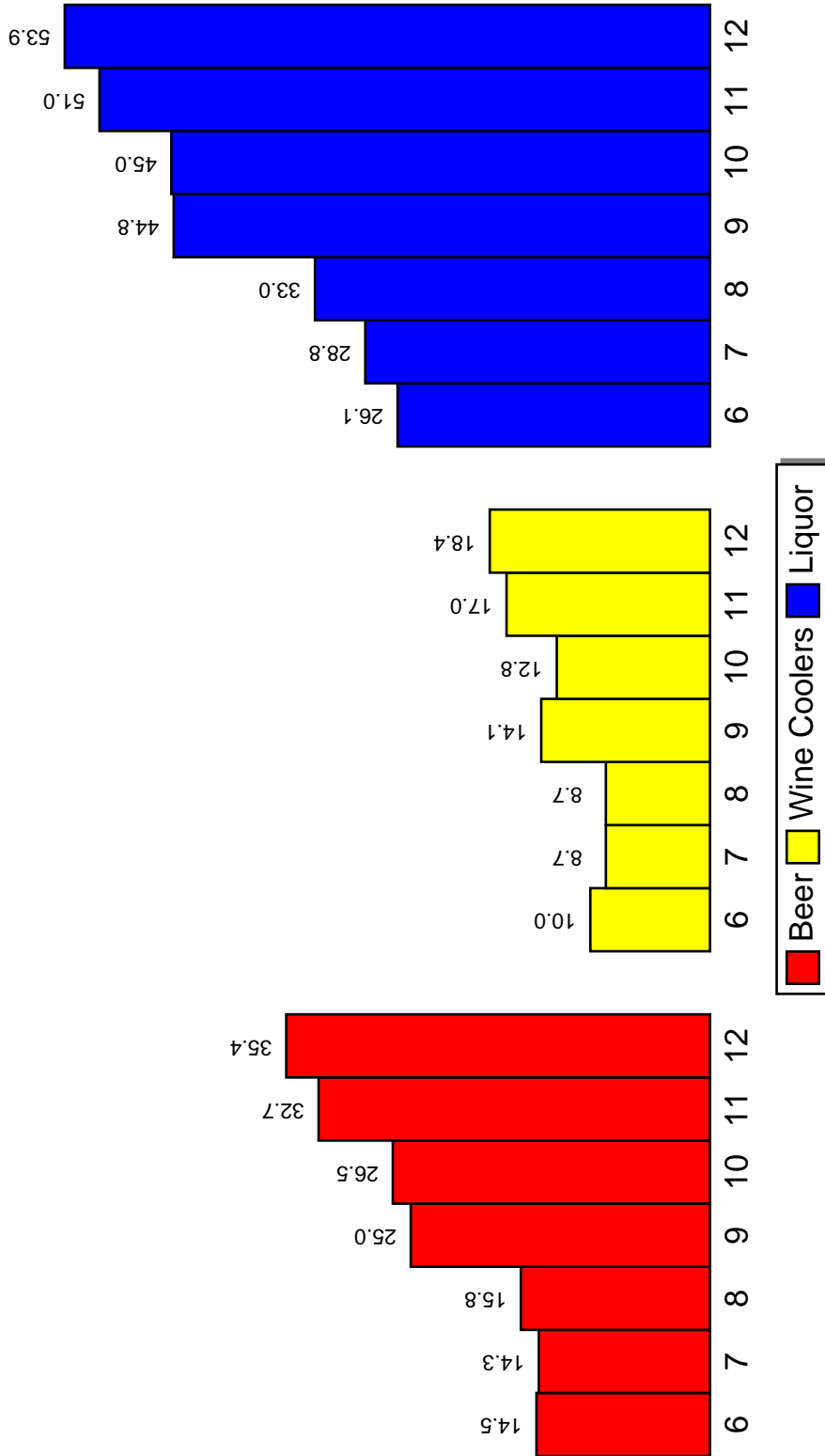
The graphs on frequency of use by sex present data on gateway and illicit drug use broken down by male and female students.

The graphs on illicit drug use by risk & protective factors show for each category of a risk or protective factor question the percentage of students who report using illicit drugs. For example, on the question of taking part in school activities, if the bar labeled NEVER was 40%, this means that of those students who responded NEVER to the question 40% reported using an illicit drug.

3.1 Effect of Use By Students Who Use Drugs

Figure 3.1: % Students Who Get Very High or Bomed When Using Beer, Wine Coolers or Liquor

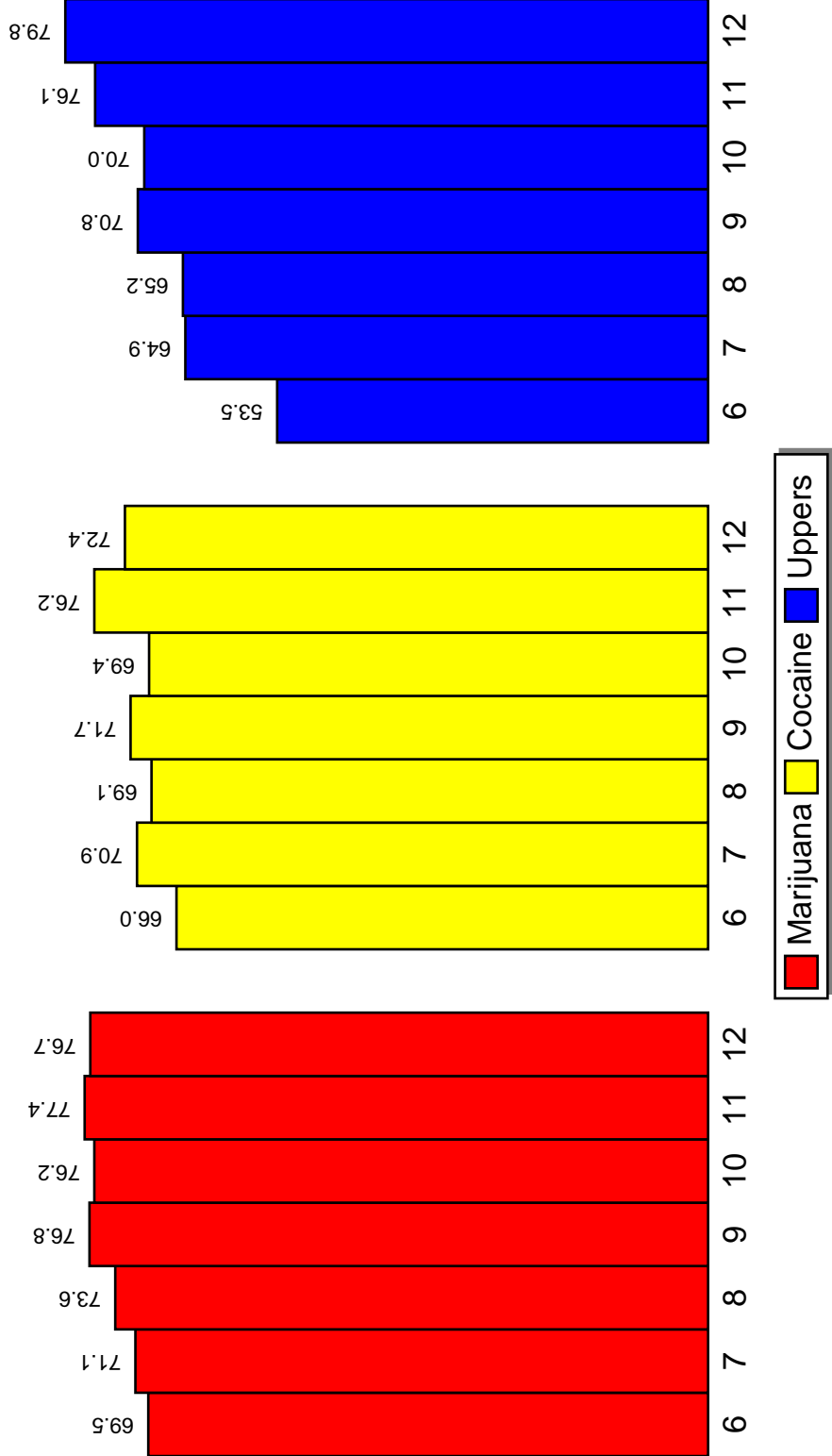
% Students Who Get Very High or Bomed When Using Beer, Wine Coolers or Liquor



Source: PRIDE Surveys

Figure 3.2: % Students Who Get Very High or Bomed When Using Marijuana, Cocaine or Uppers

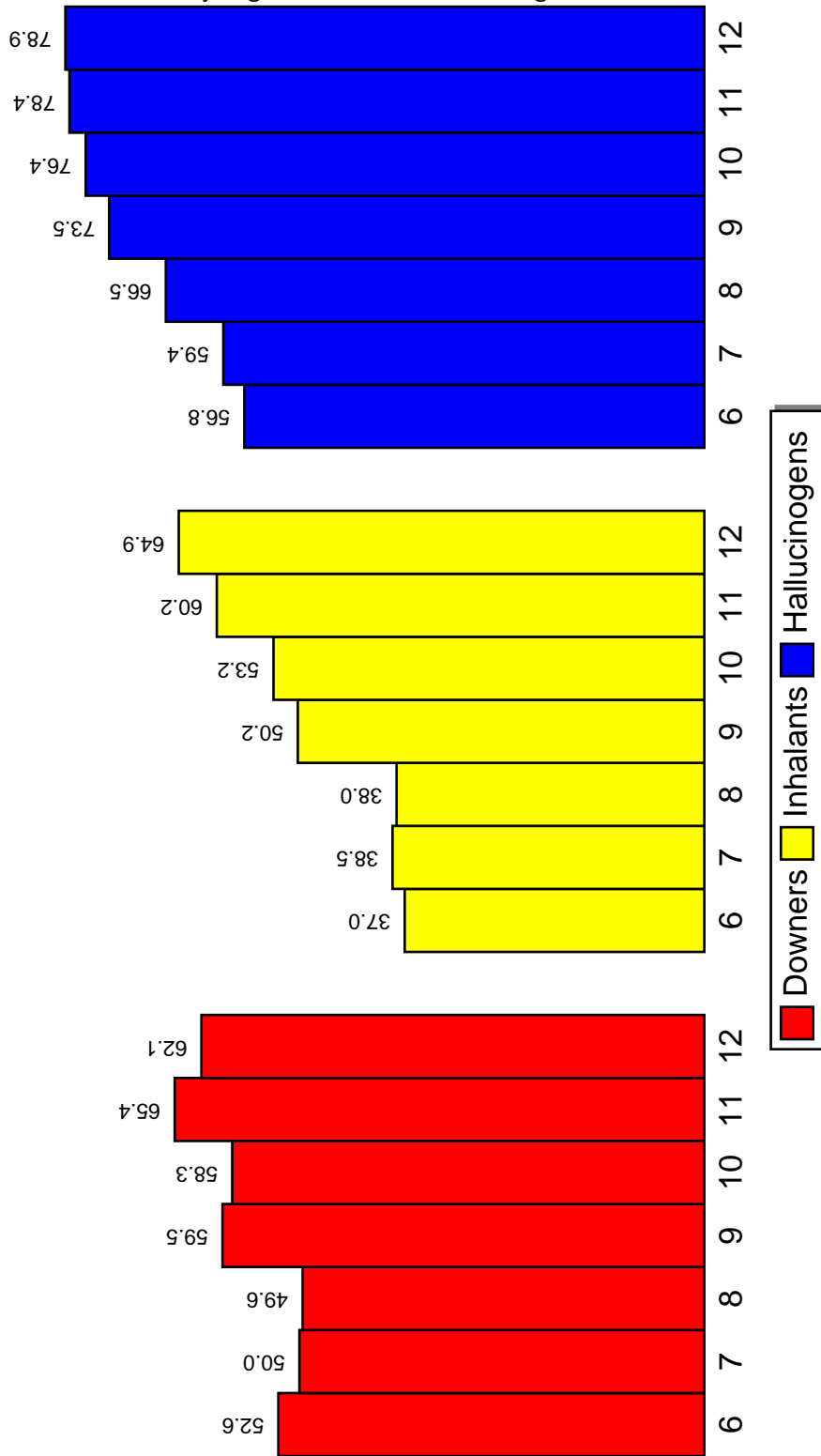
% Students Who Get Very High or Bomed When Using Marijuana, Cocaine or Uppers



Source: PRIDE Surveys

Figure 3.3: % Students Who Get Very High or Bomed When Using Downers, Inhalants or Hallucinogens

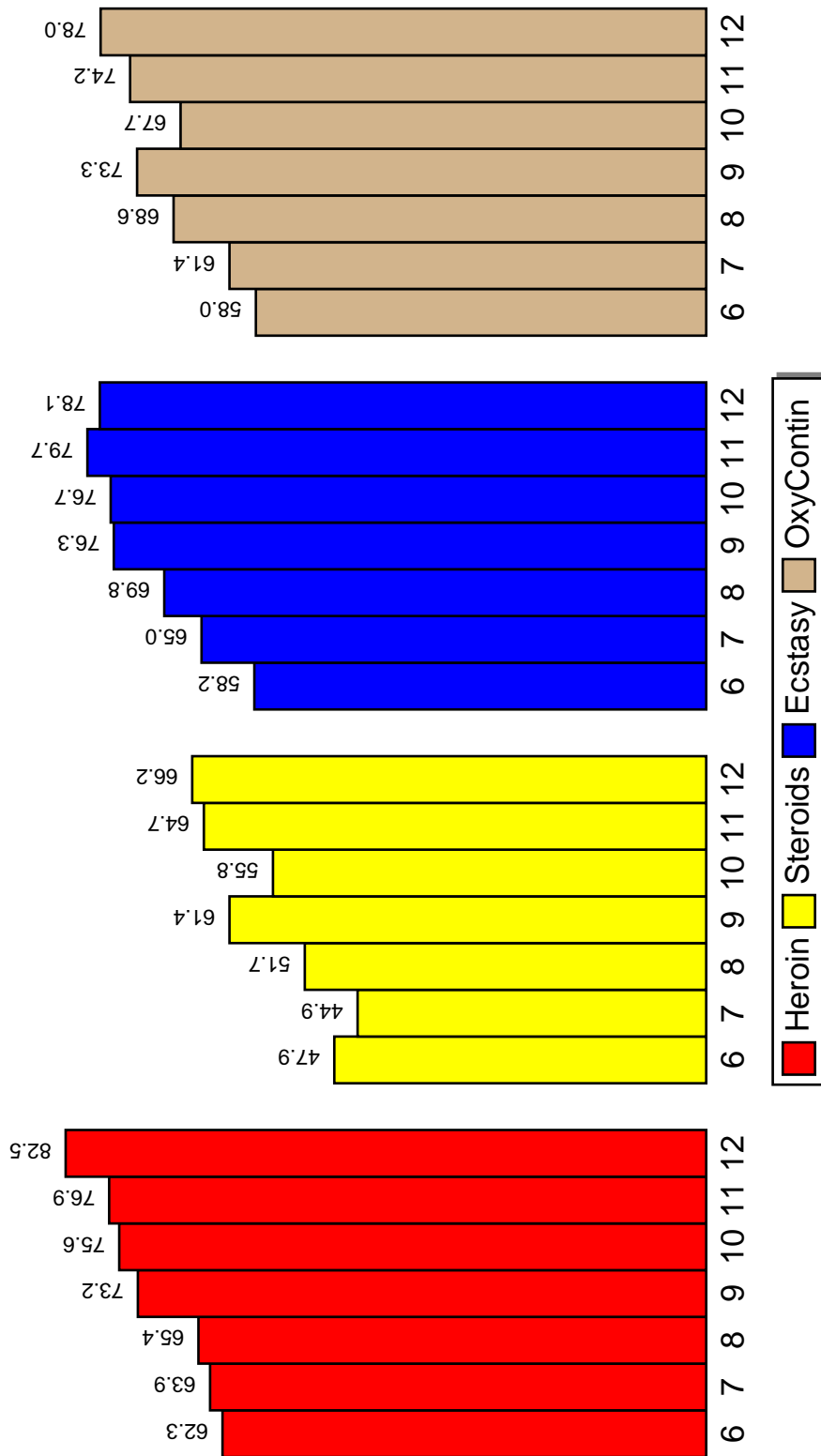
% Students Who Get Very High or Bomed When Using Downers, Inhalants or Hallucinogens



Source: PRIDE Surveys

Figure 3.4: % Students Who Get Very High or Bomed When Using Heroin, Steroids, Ecstasy or OxyContin

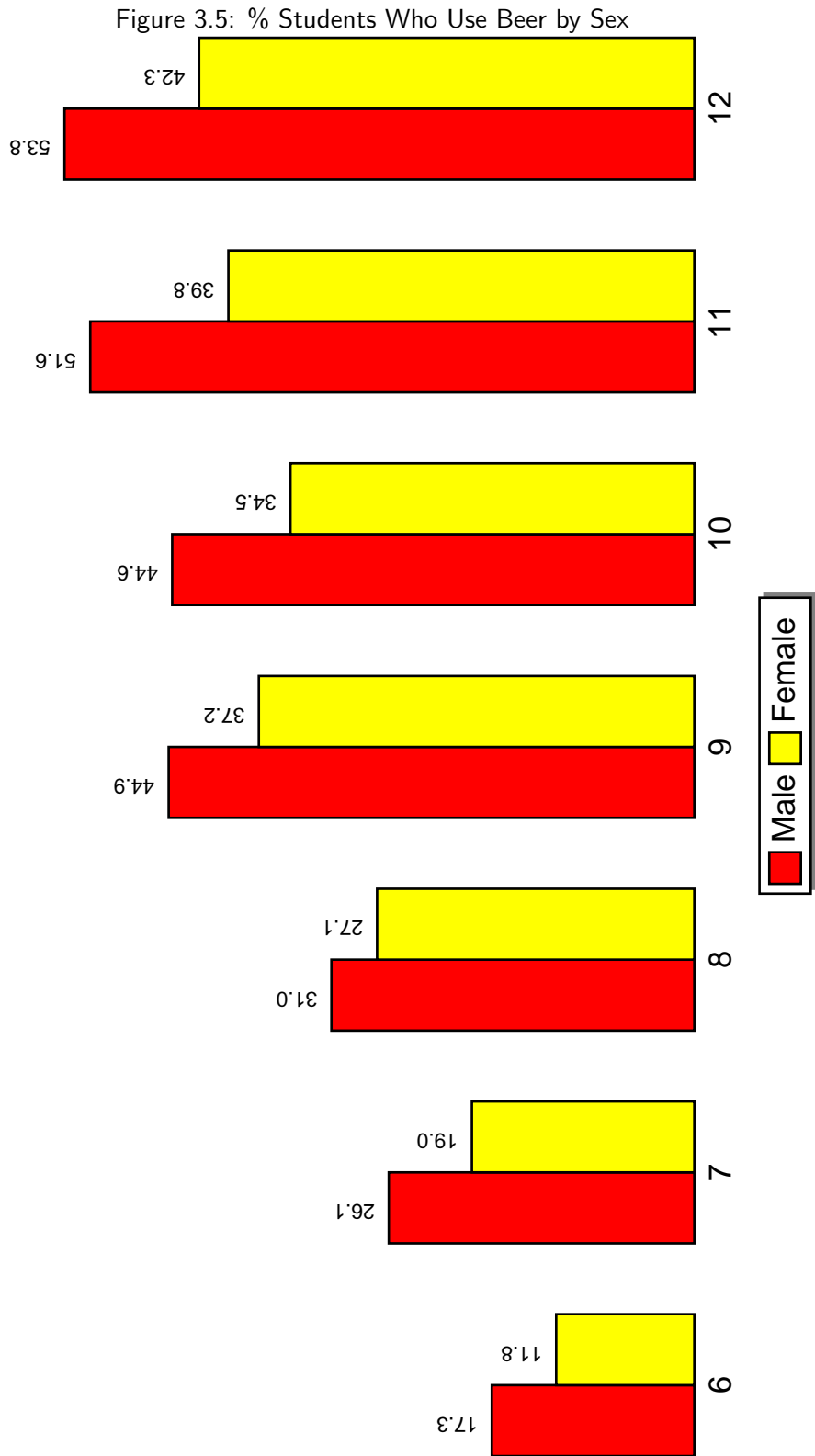
% Students Who Get Very High or Bomed When Using Heroin, Steroids, Ecstasy or OxyContin



Source: PRIDE Surveys

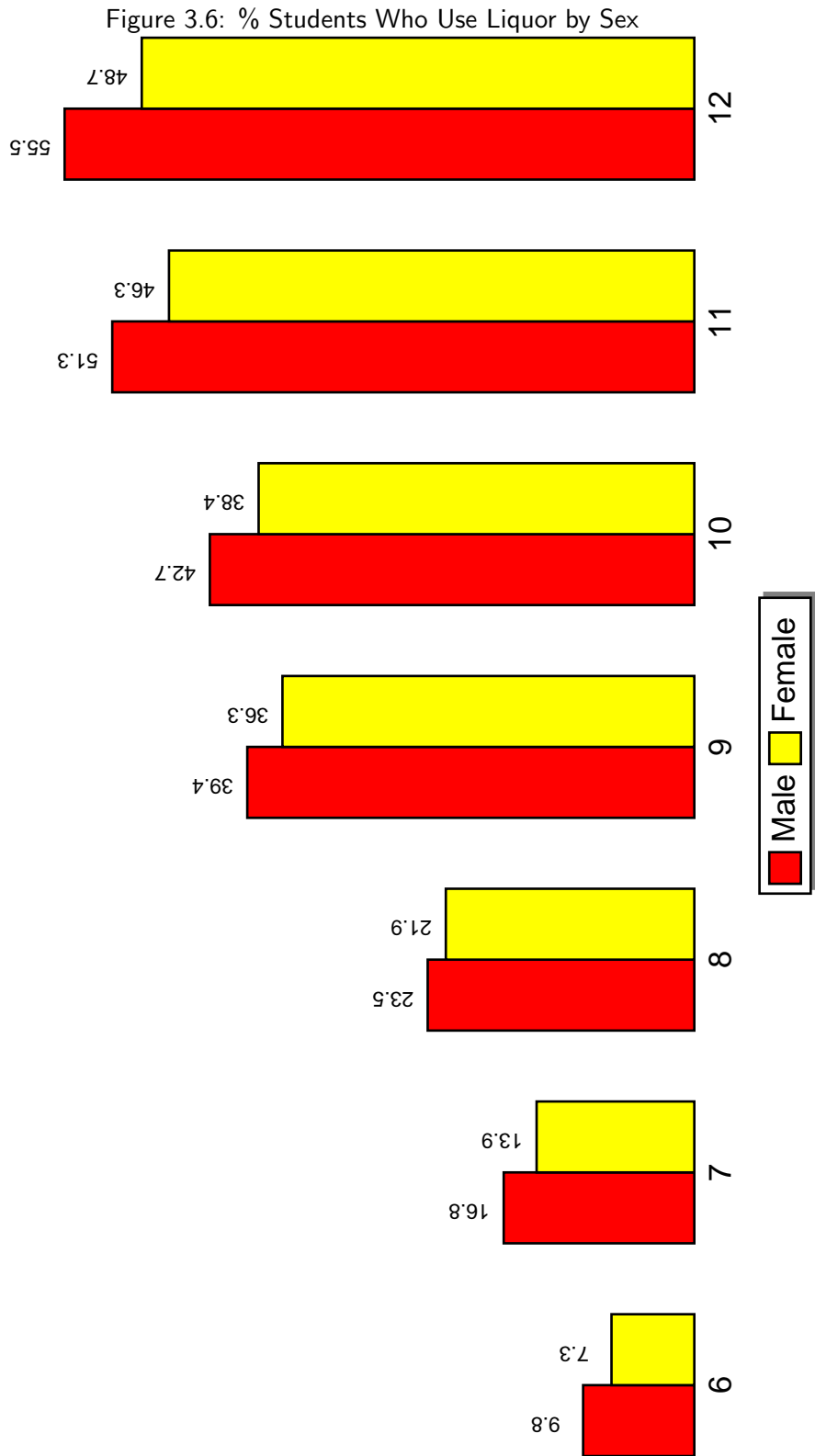
3.2 Frequency of Use by Sex

% Students Who Use Beer by Sex



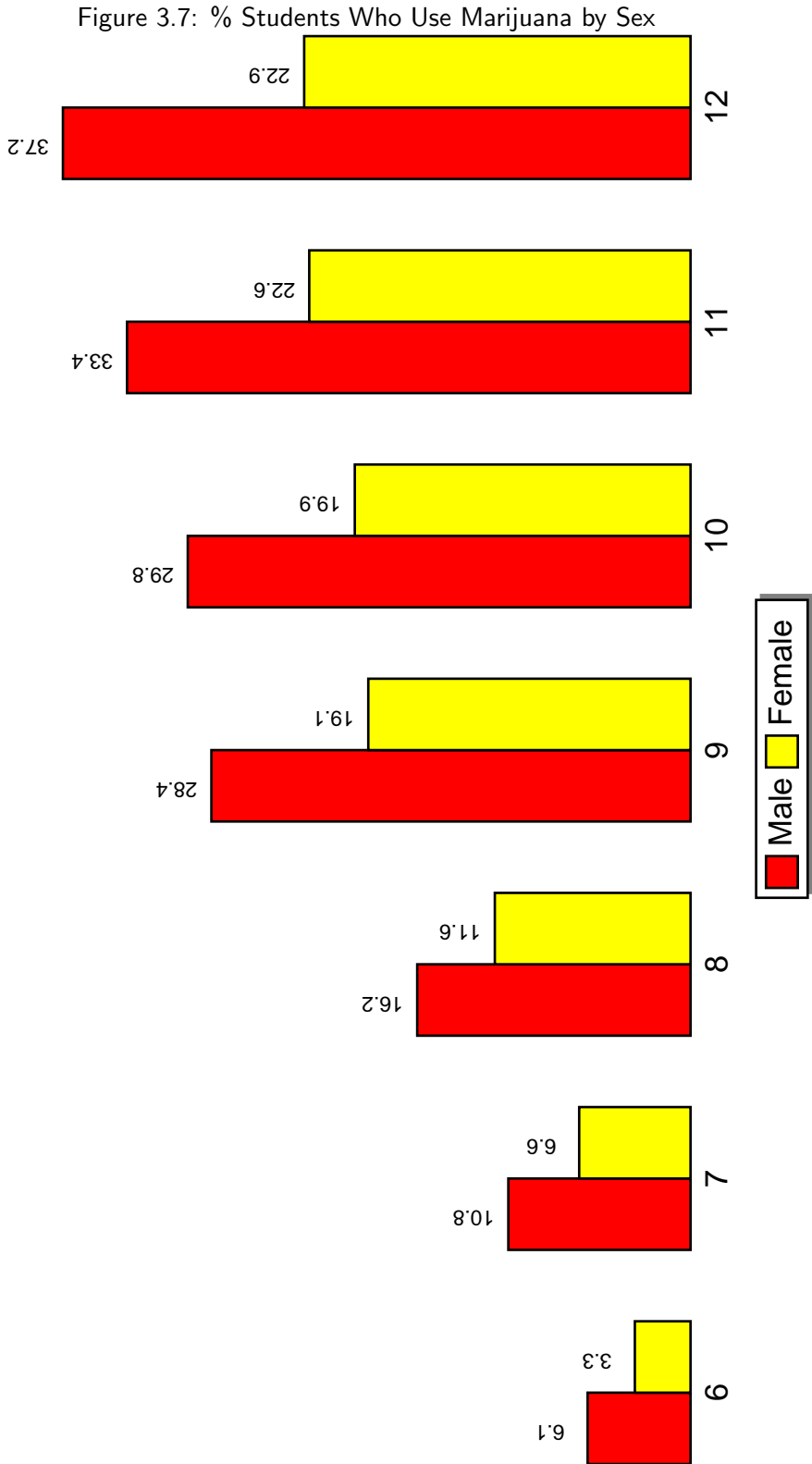
Source: PRIDE Surveys

% Students Who Use Liquor by Sex

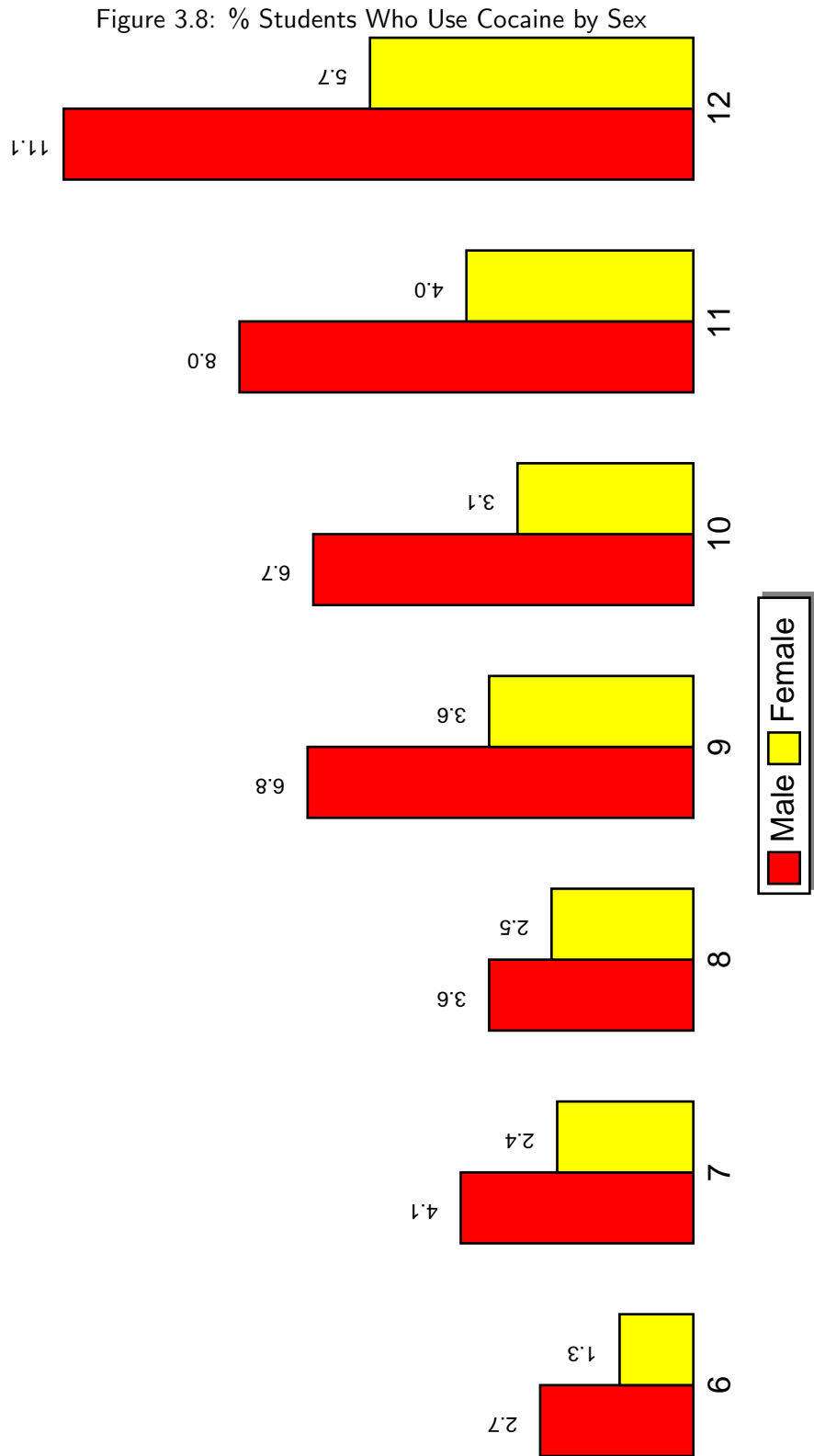


Source: PRIDE Surveys

% Students Who Use Marijuana by Sex

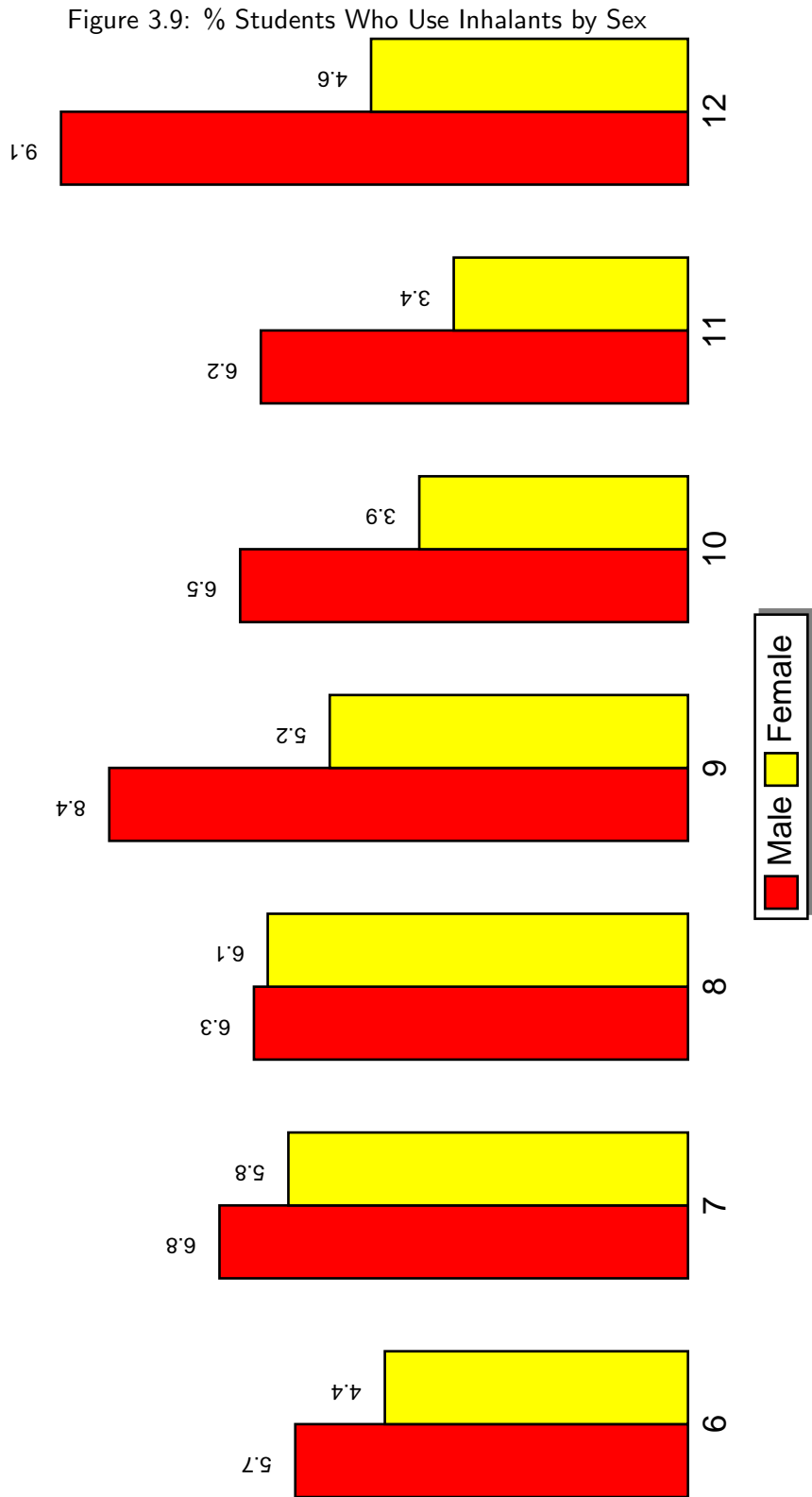


% Students Who Use Cocaine by Sex



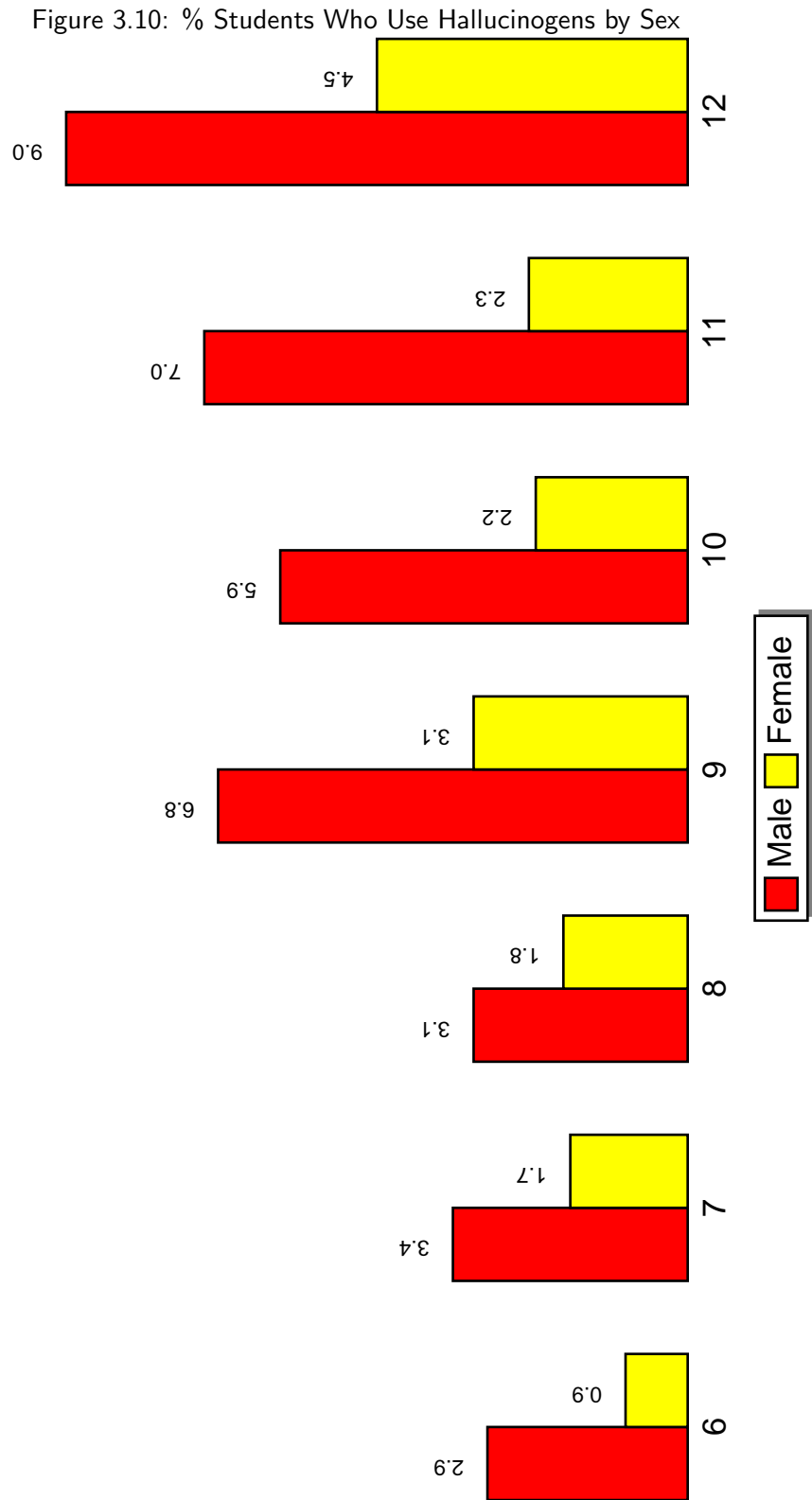
Source: PRIDE Surveys

% Students Who Use Inhalants by Sex

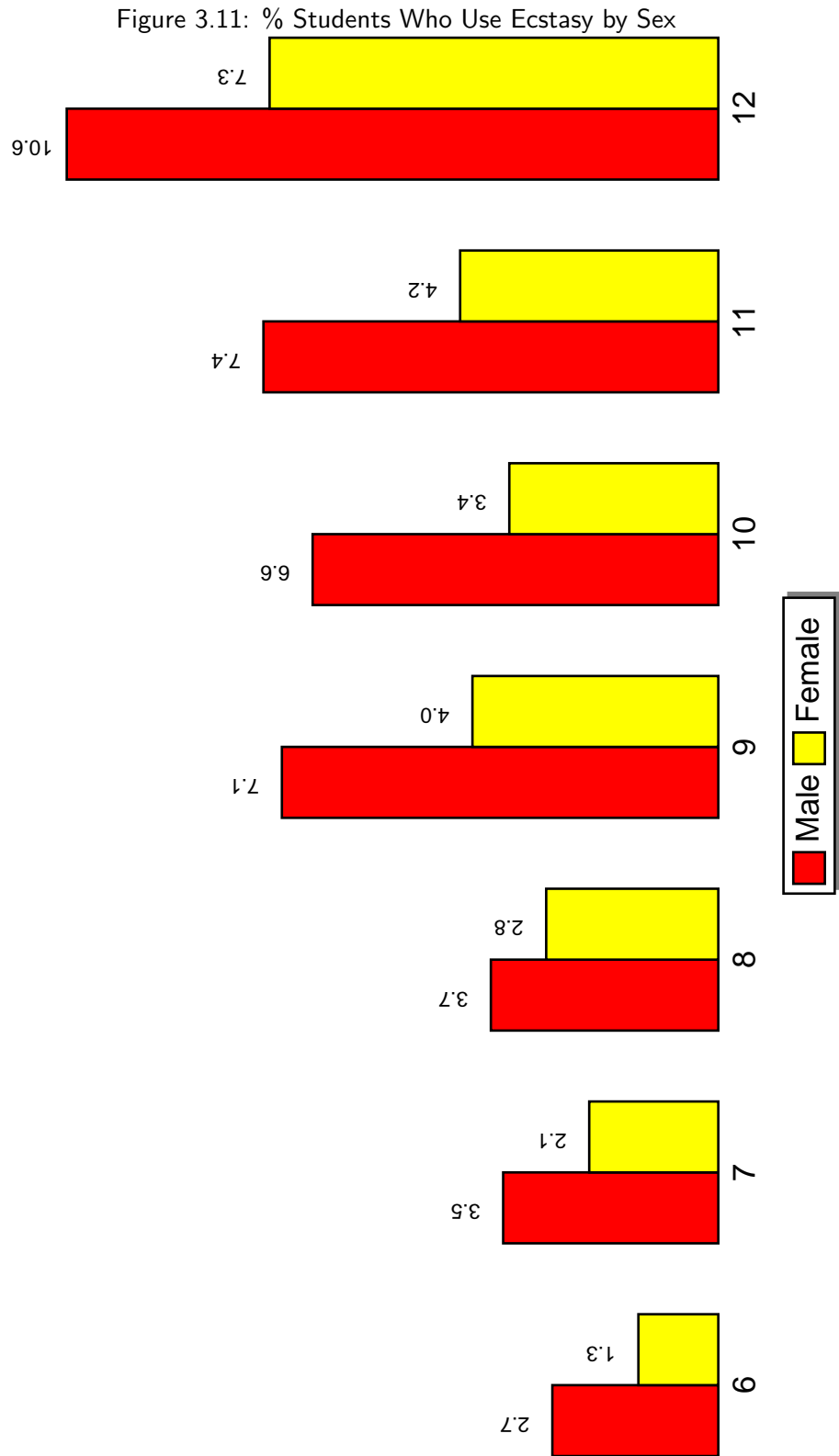


Source: PRIDE Surveys

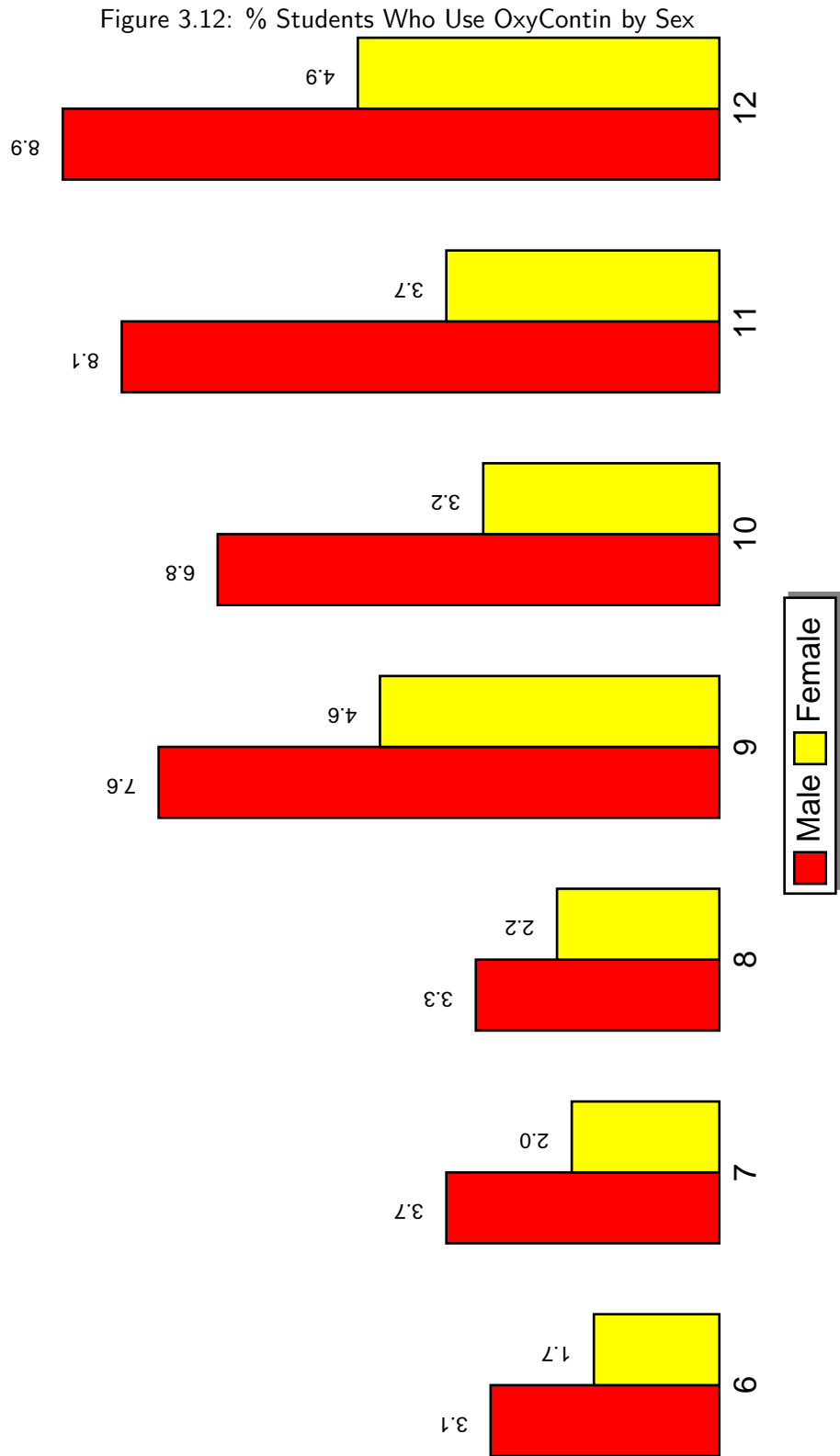
% Students Who Use Hallucinogens by Sex



% Students Who Use Ecstasy by Sex



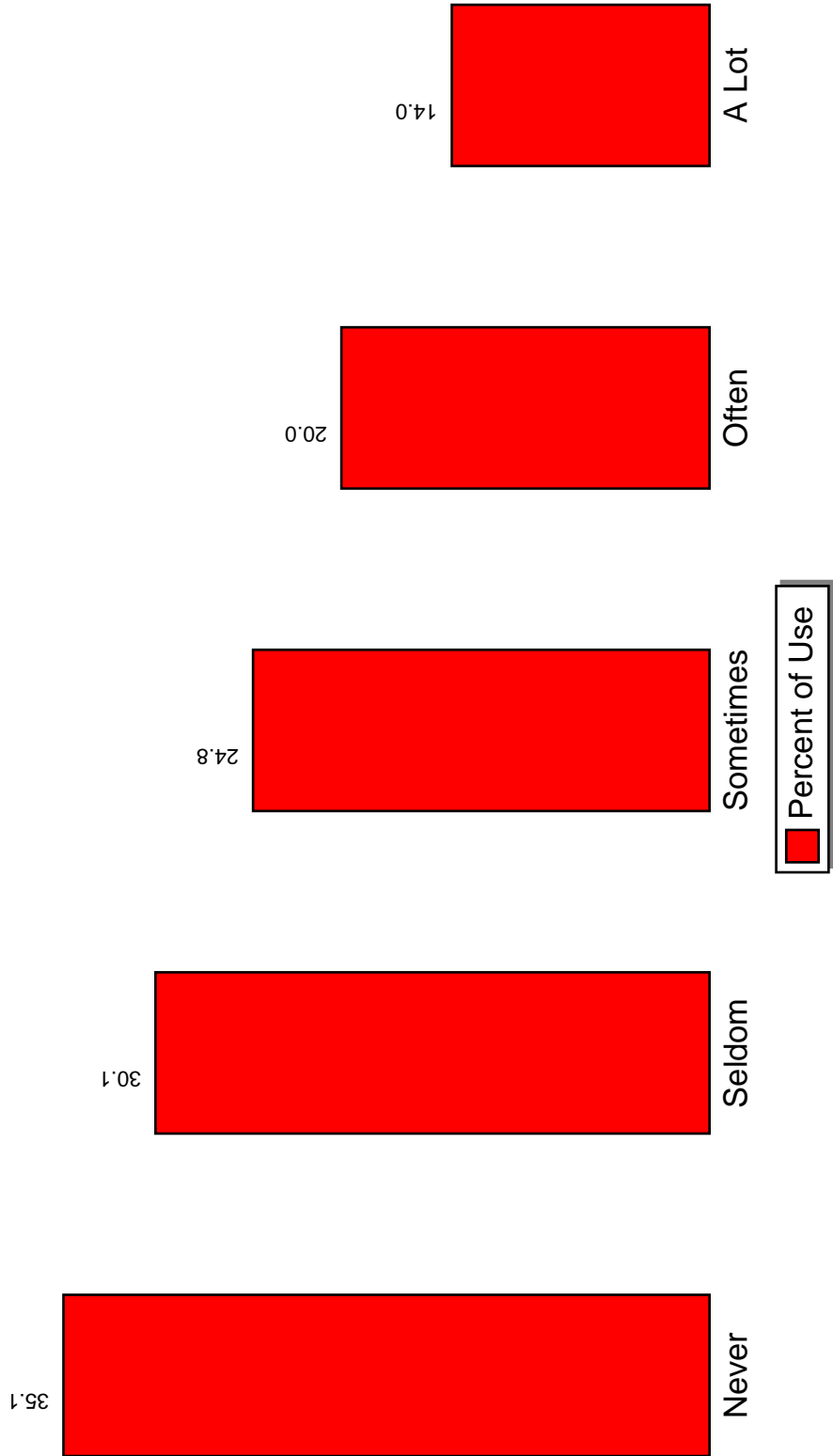
% Students Who Use OxyContin by Sex



3.3 Illicit Drug Use by Risk & Protective Factors

% Students Who Use Illicit Drugs by Attend Church, Synagogue, etc.

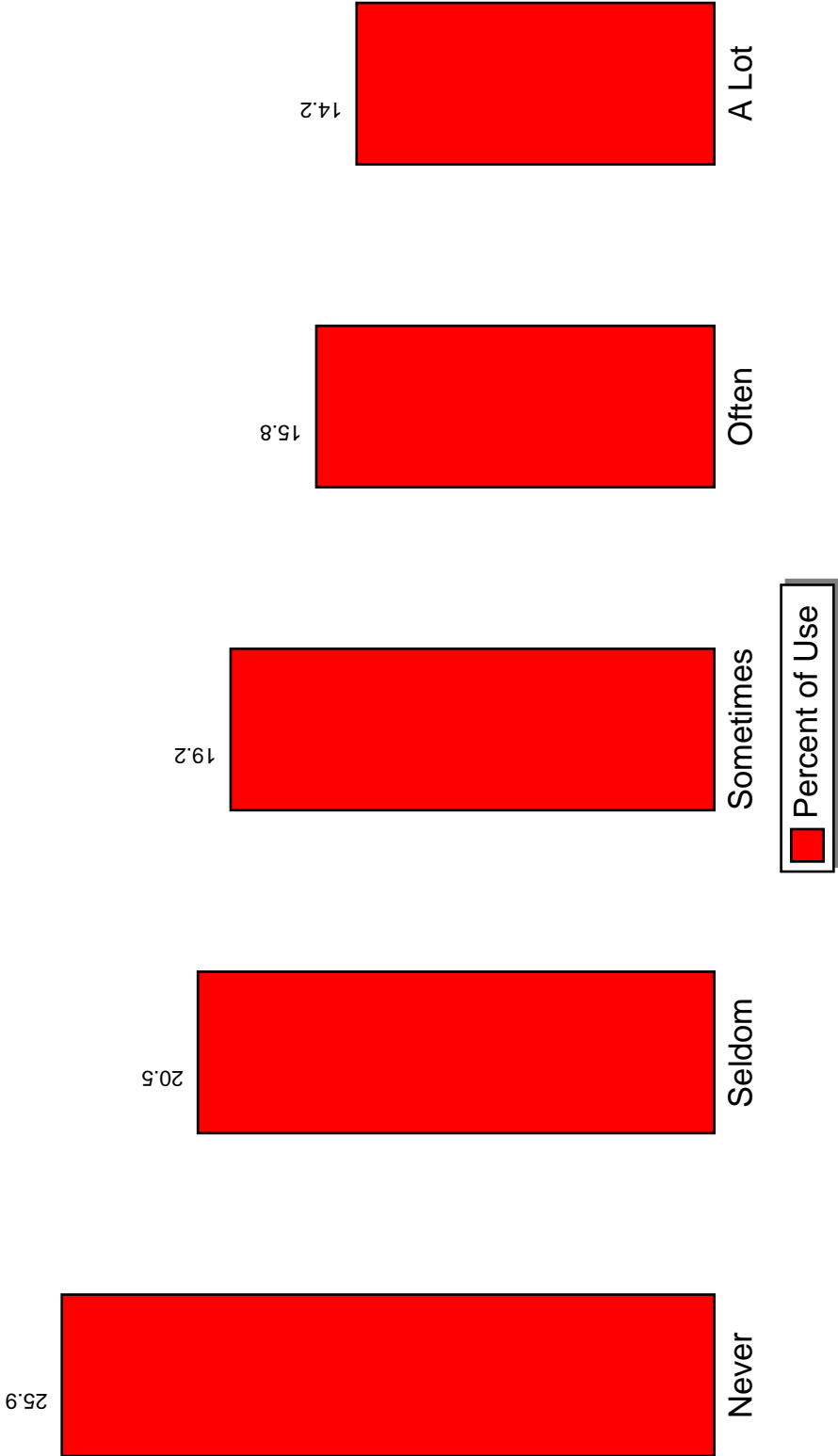
Figure 3.13: % Students Who Use Illicit Drugs by Attend Church, Synagogue, etc.



Source: PRIDE Surveys

% Students Who Use Illicit Drugs by Take Part in Community Activities

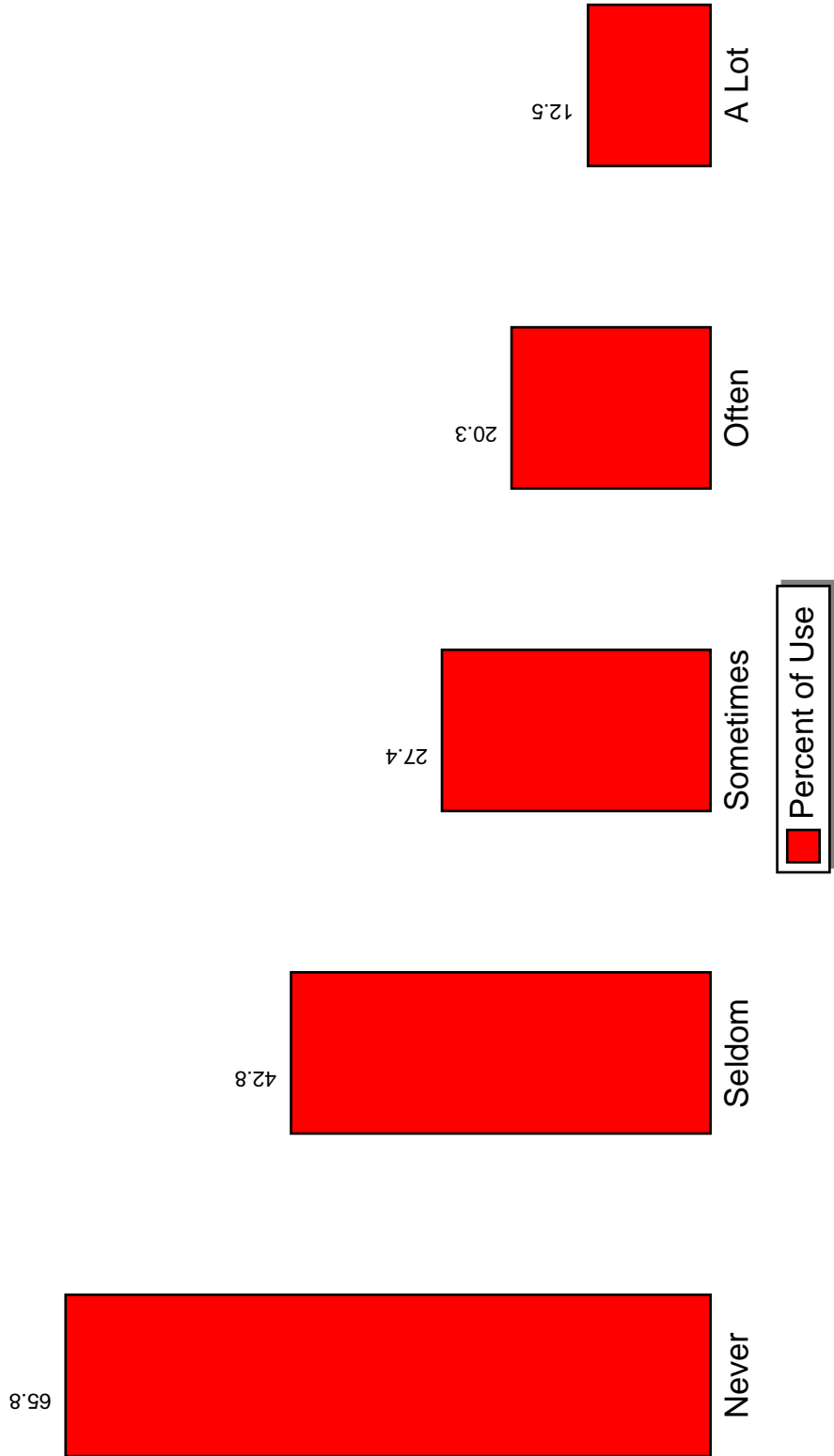
Figure 3.14: % Students Who Use Illicit Drugs by Take Part in Community Activities



Source: PRIDE Surveys

% Students Who Use Illicit Drugs by Make Good Grades

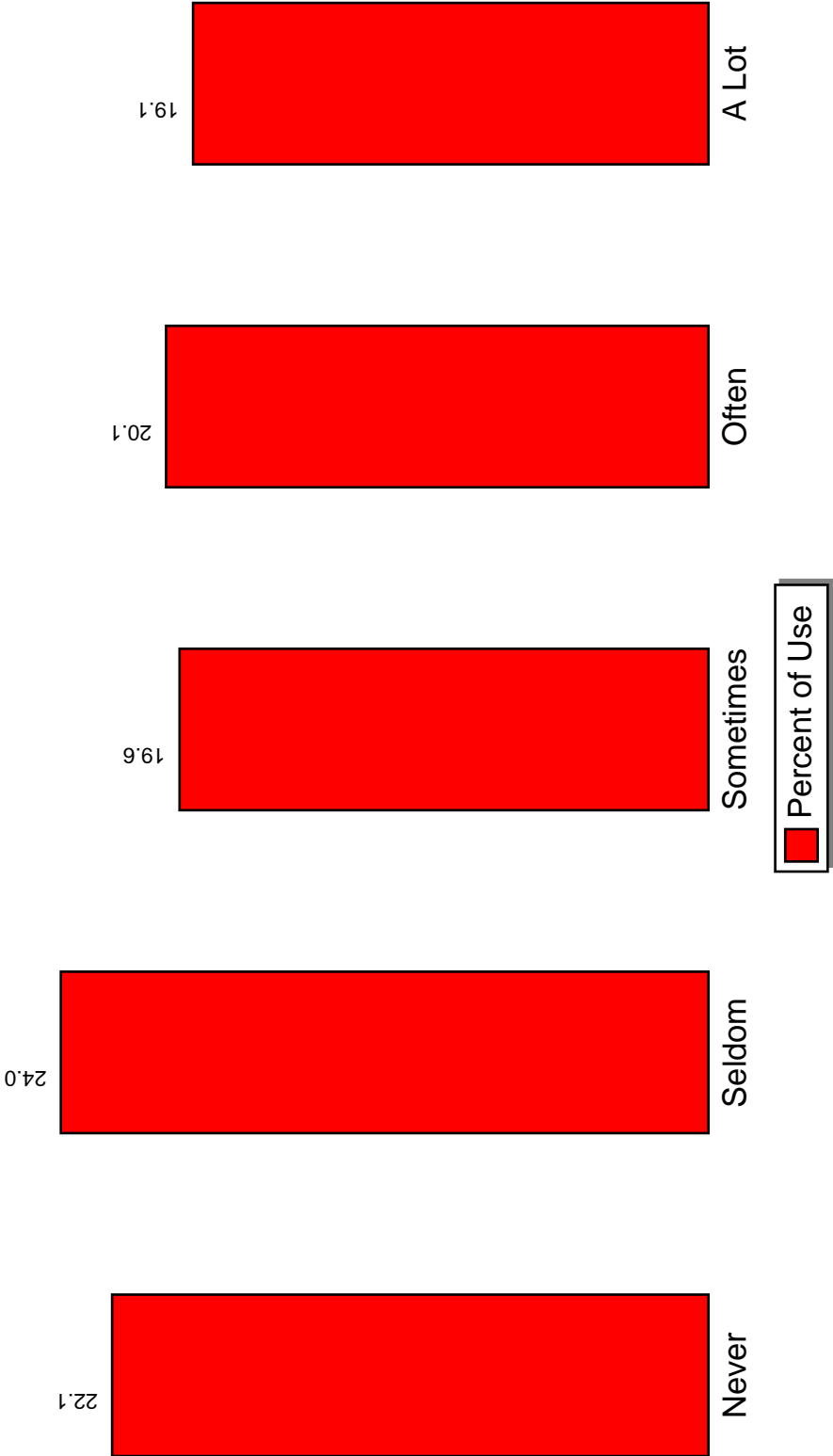
Figure 3.15: % Students Who Use Illicit Drugs by Make Good Grades



Source: PRIDE Surveys

% Students Who Use Illicit Drugs by Take Part in Sports Teams

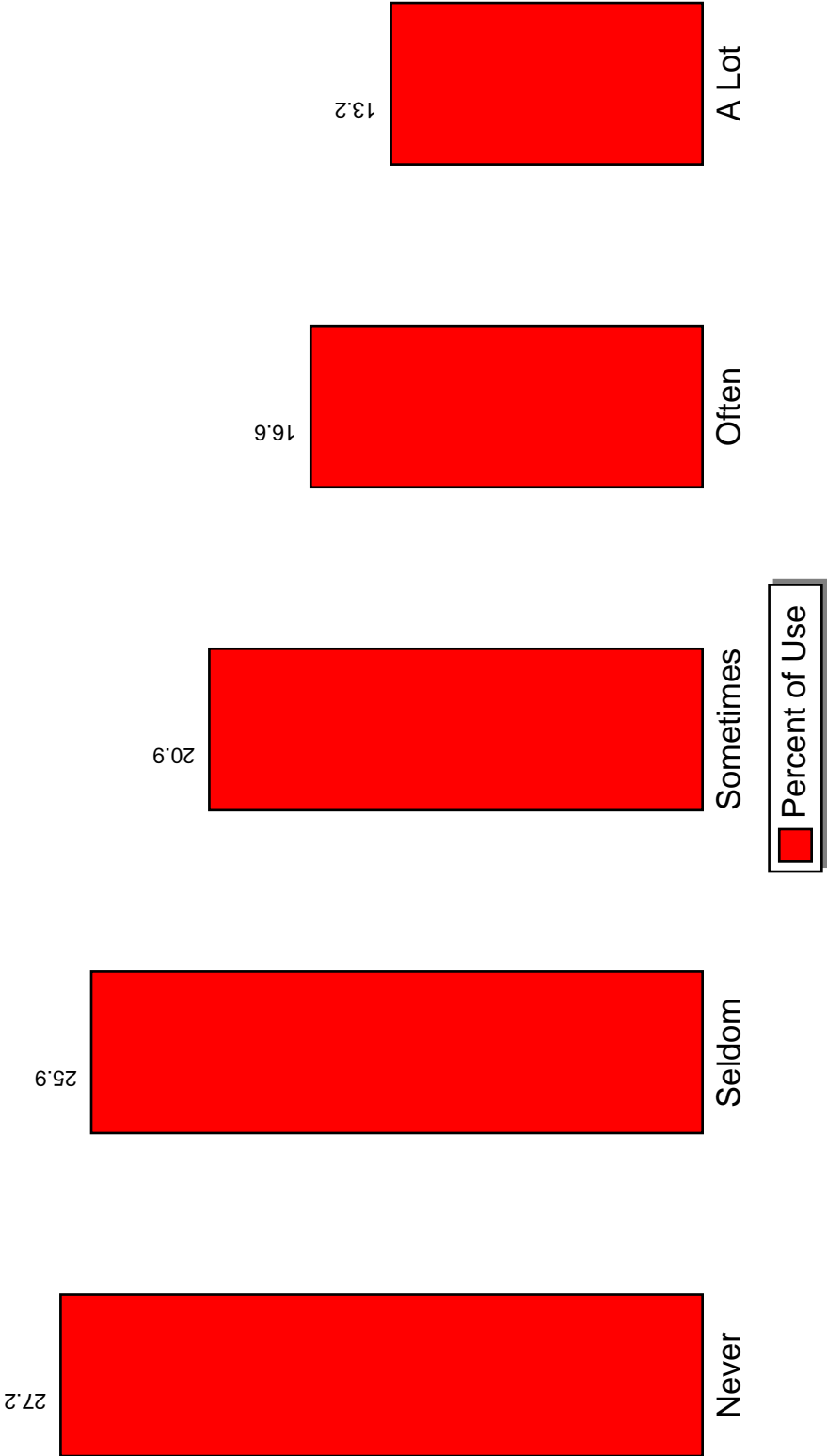
Figure 3.16: % Students Who Use Illicit Drugs by Take Part in Sports Teams



Source: PRIDE Surveys

% Students Who Use Illicit Drugs by Take Part in School Activities

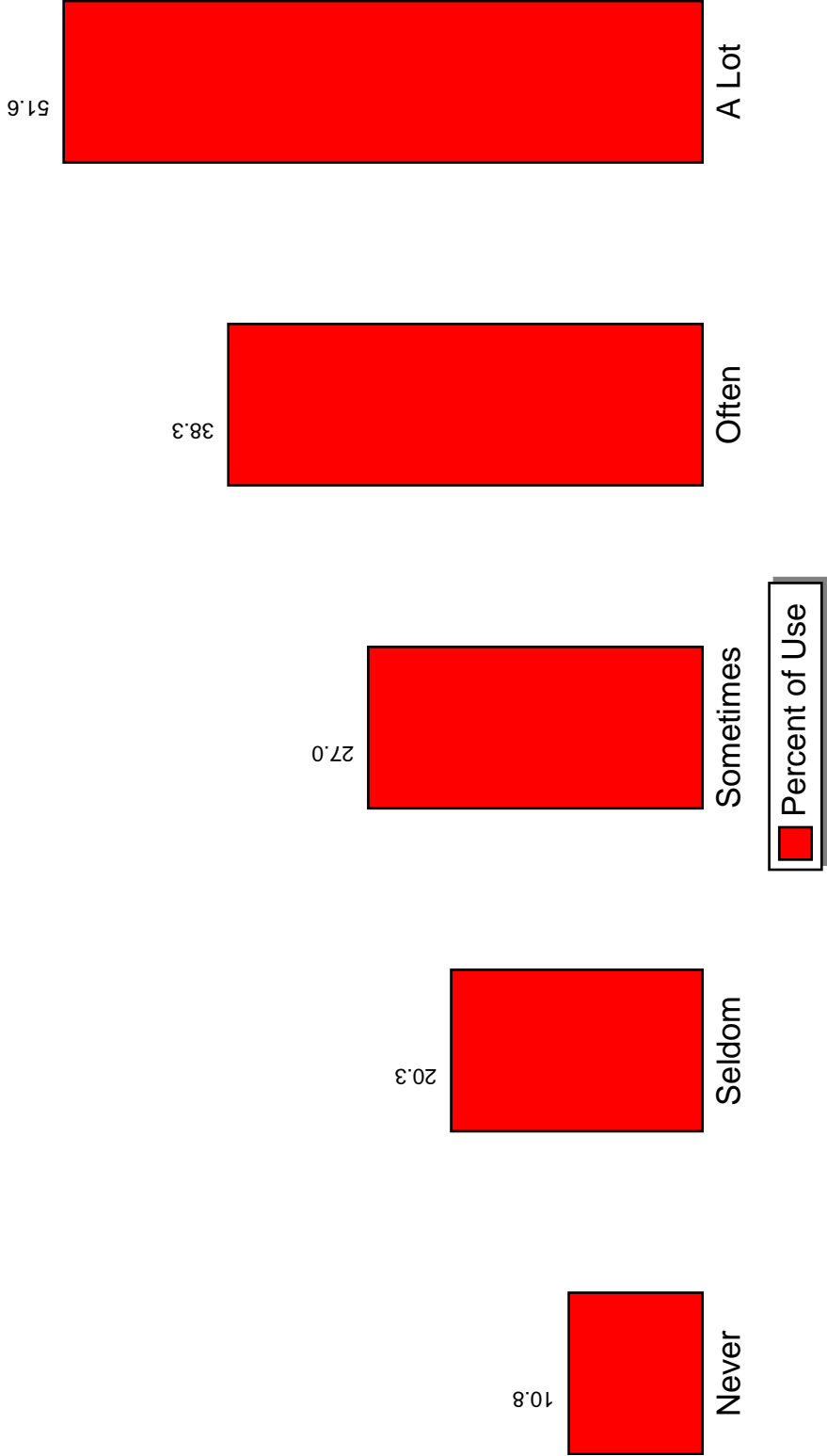
Figure 3.17: % Students Who Use Illicit Drugs by Take Part in School Activities



Source: PRIDE Surveys

% Students Who Use Illicit Drugs by Get Into Trouble at School

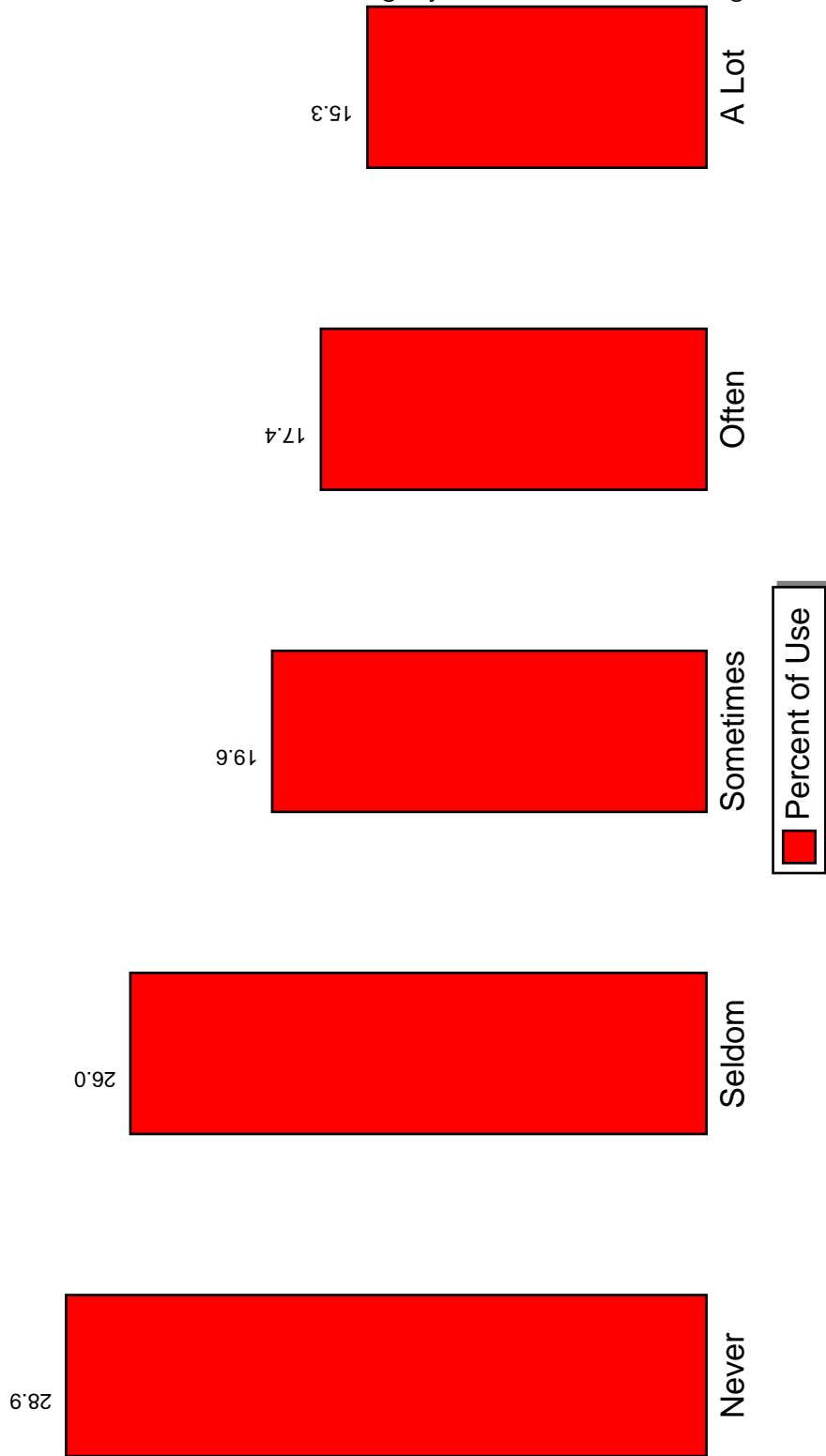
Figure 3.18: % Students Who Use Illicit Drugs by Get Into Trouble at School



Source: PRIDE Surveys

Figure 3.19: % Students Who Use Illicit Drugs by Parents Talk About Dangers of Drugs

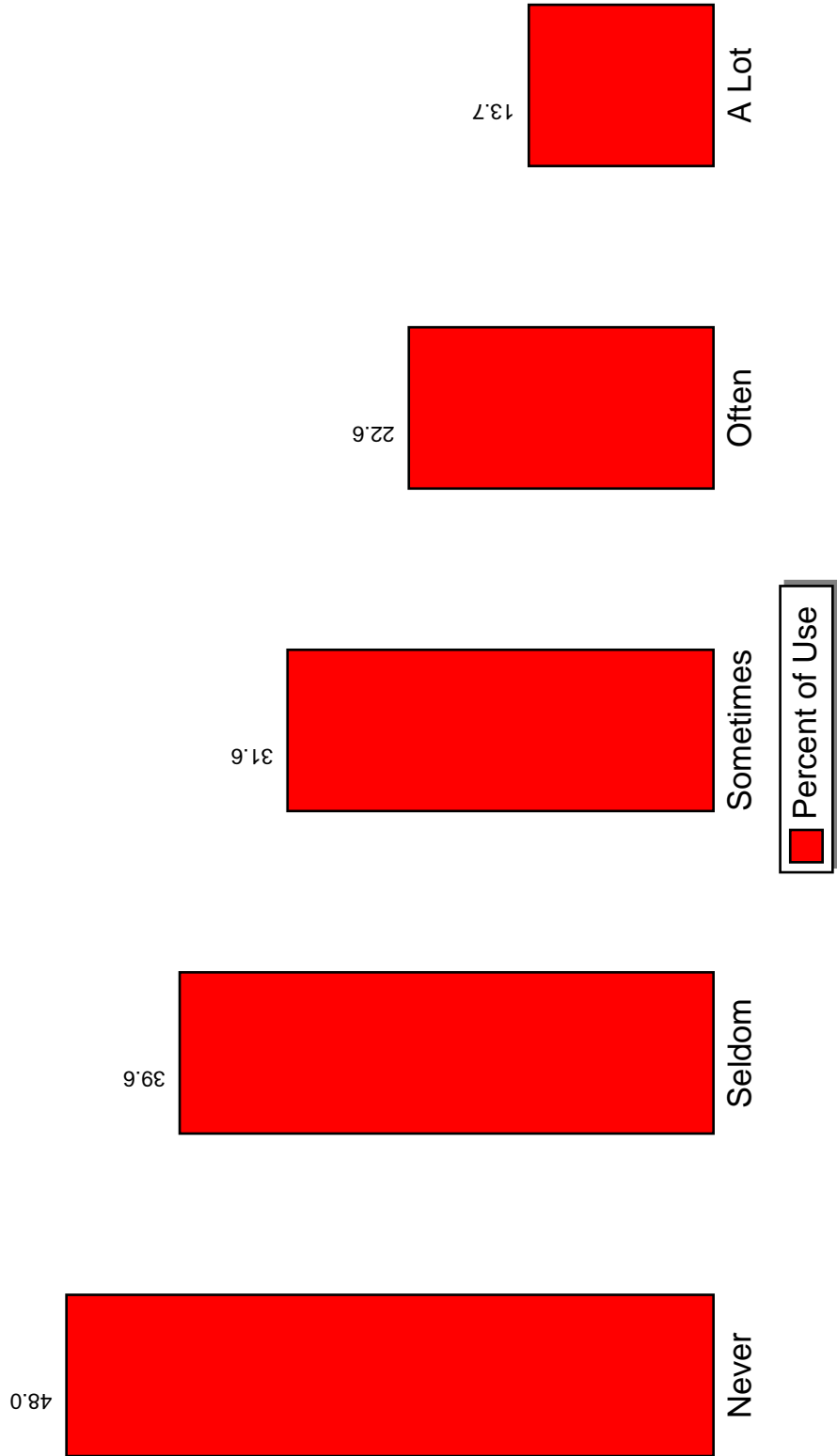
% Students Who Use Illicit Drugs by Parents Talk About Dangers of Drugs



Source: PRIDE Surveys

% Students Who Use Illicit Drugs by Parents Set Clear Rules

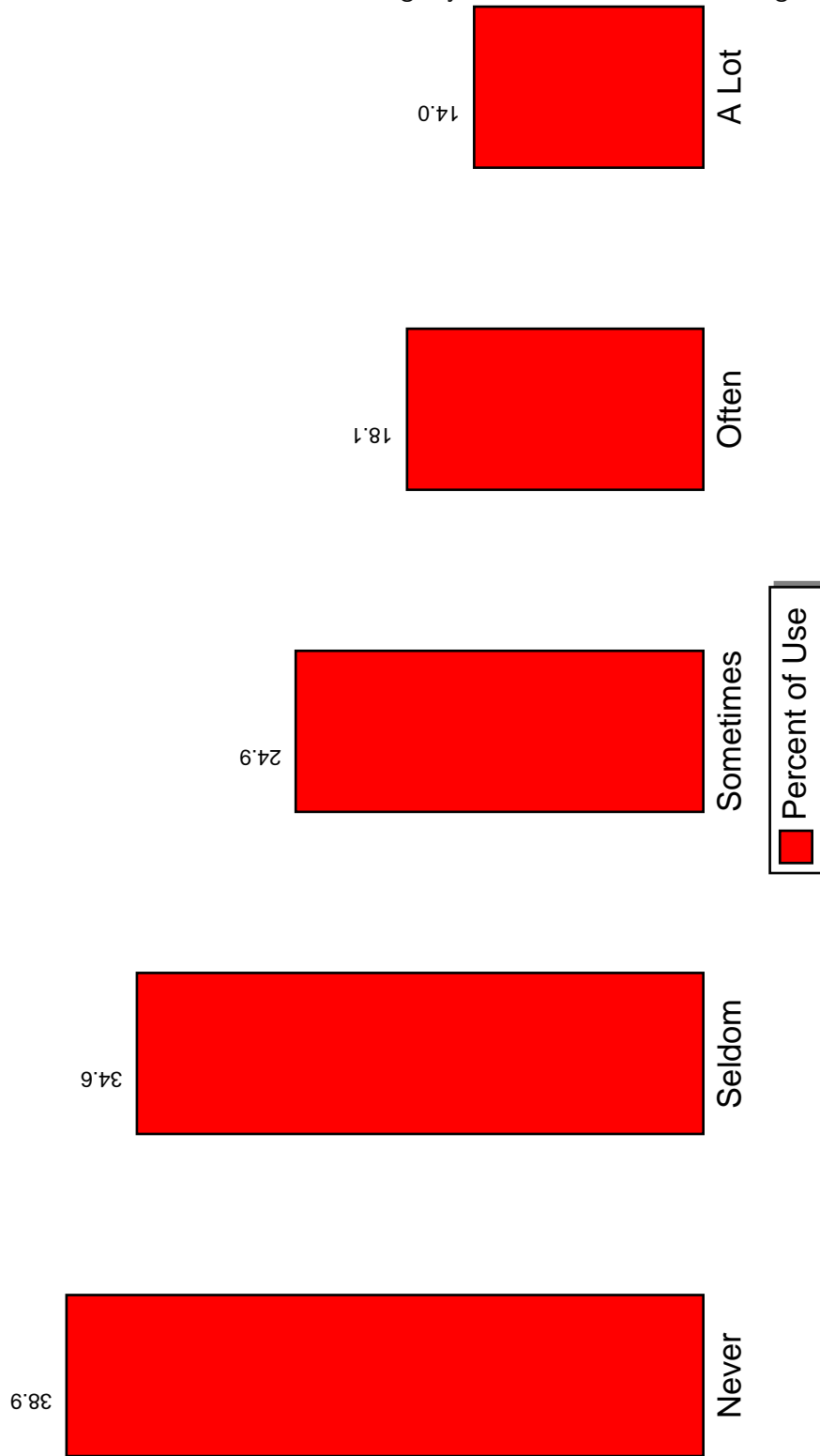
Figure 3.20: % Students Who Use Illicit Drugs by Parents Set Clear Rules



Source: PRIDE Surveys

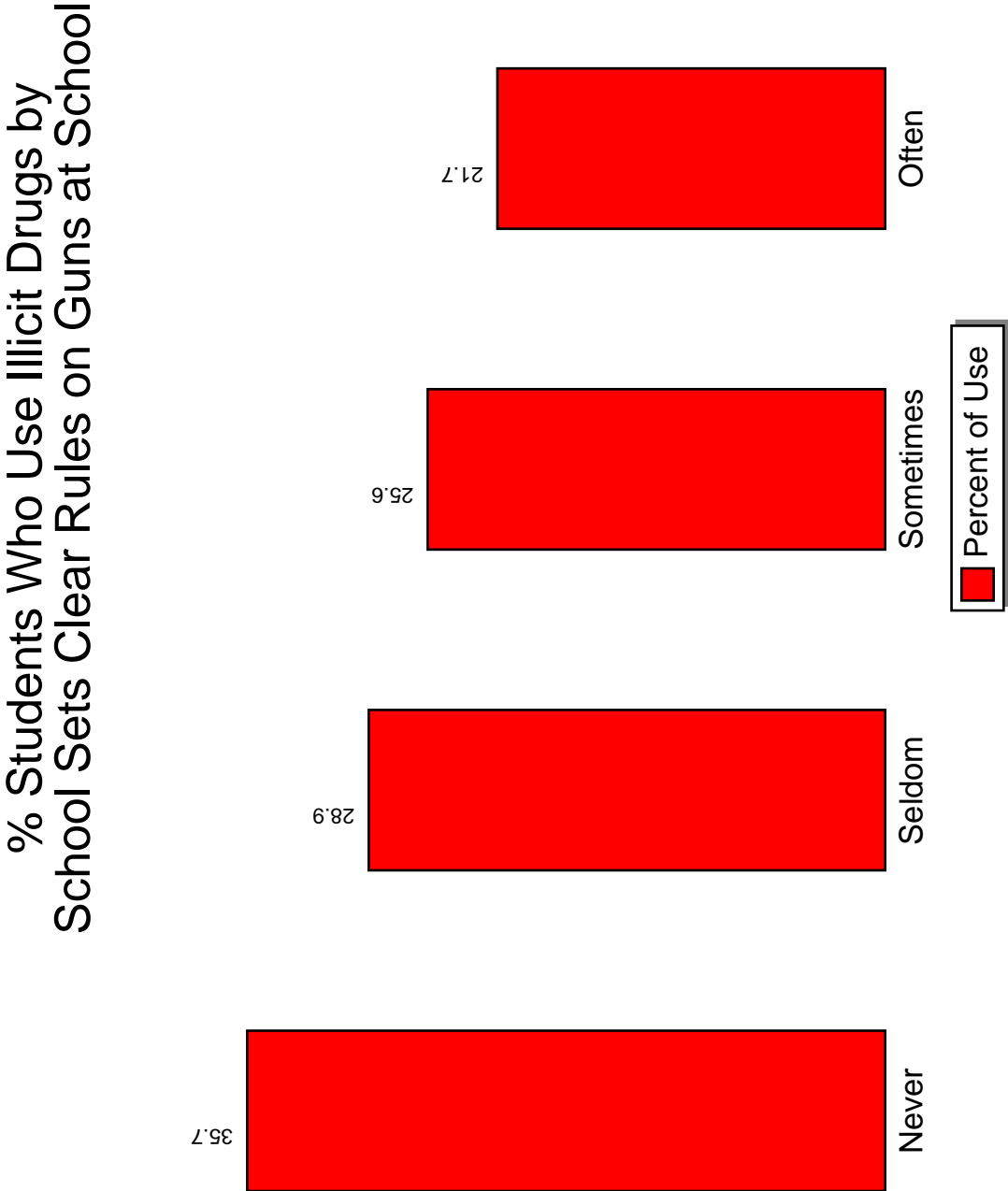
% Students Who Use Illicit Drugs by Parents Punish for Breaking Rules

Figure 3.21: % Students Who Use Illicit Drugs by Parents Punish for Breaking Rules



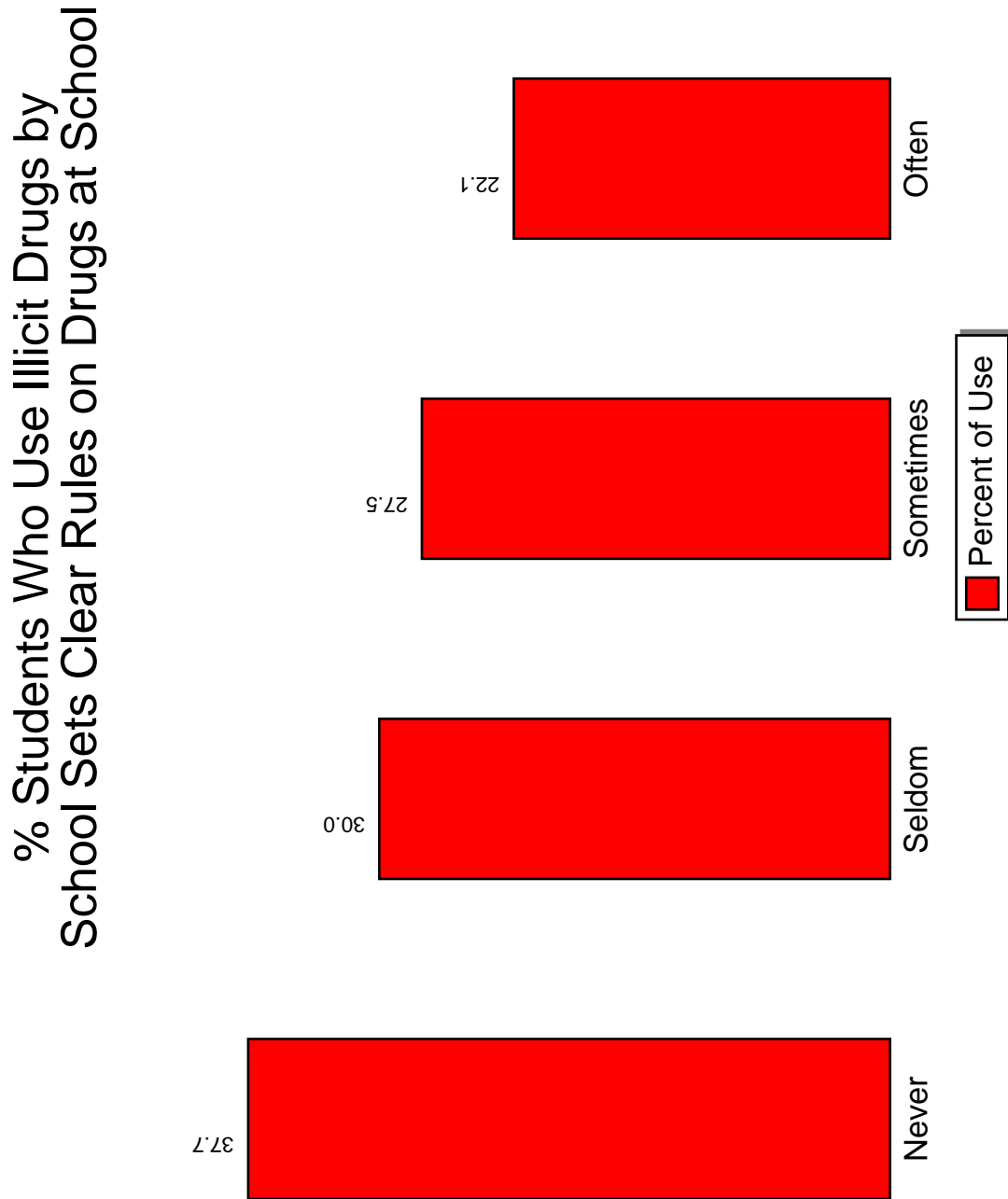
Source: PRIDE Surveys

Figure 3.22: % Students Who Use Illicit Drugs by School Sets Clear Rules on Guns at School



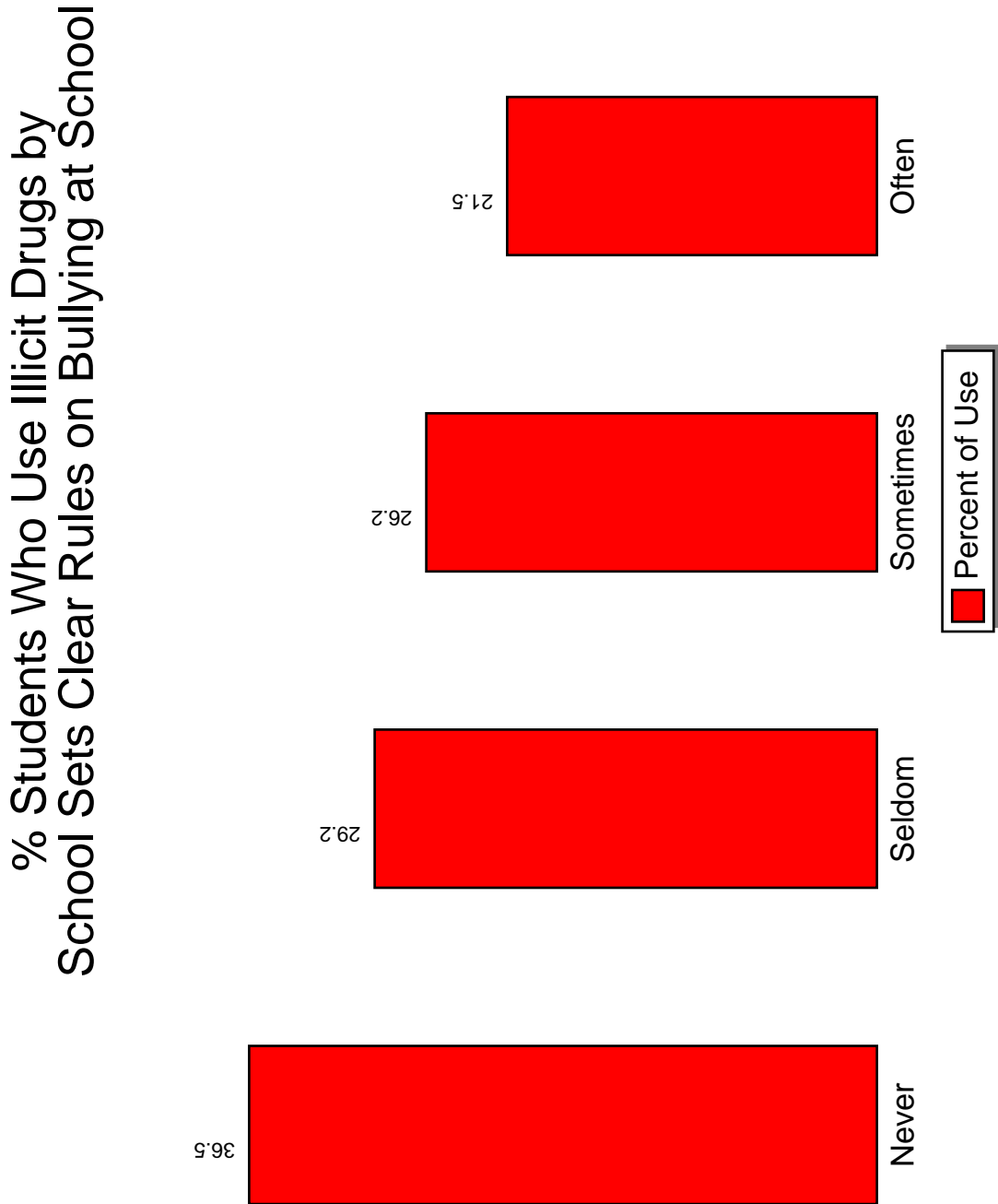
Source: PRIDE Surveys

Figure 3.23: % Students Who Use Illicit Drugs by School Sets Clear Rules on Drugs at School



Source: PRIDE Surveys

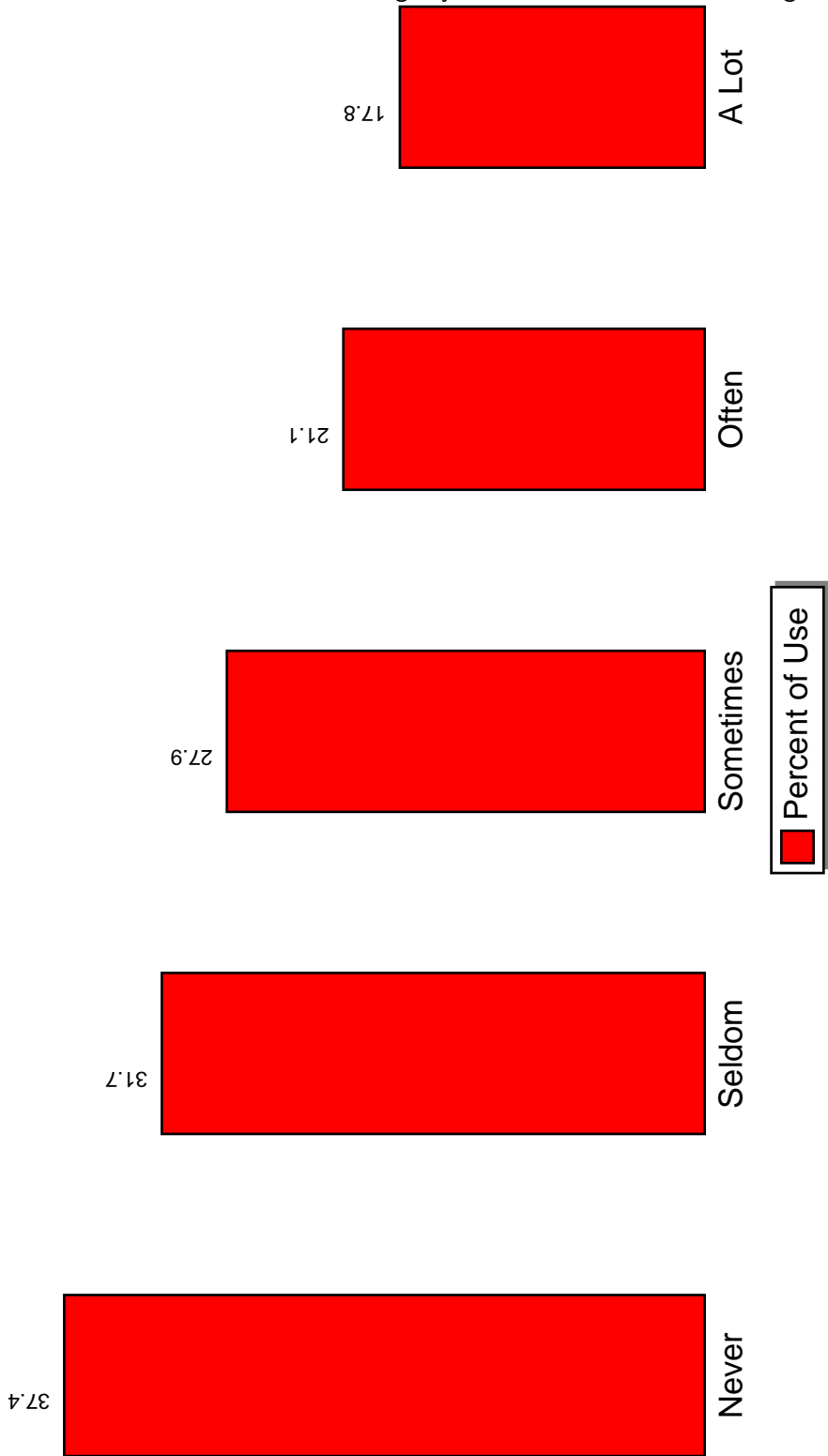
Figure 3.24: % Students Who Use Illicit Drugs by School Sets Clear Rules on Bullying at School



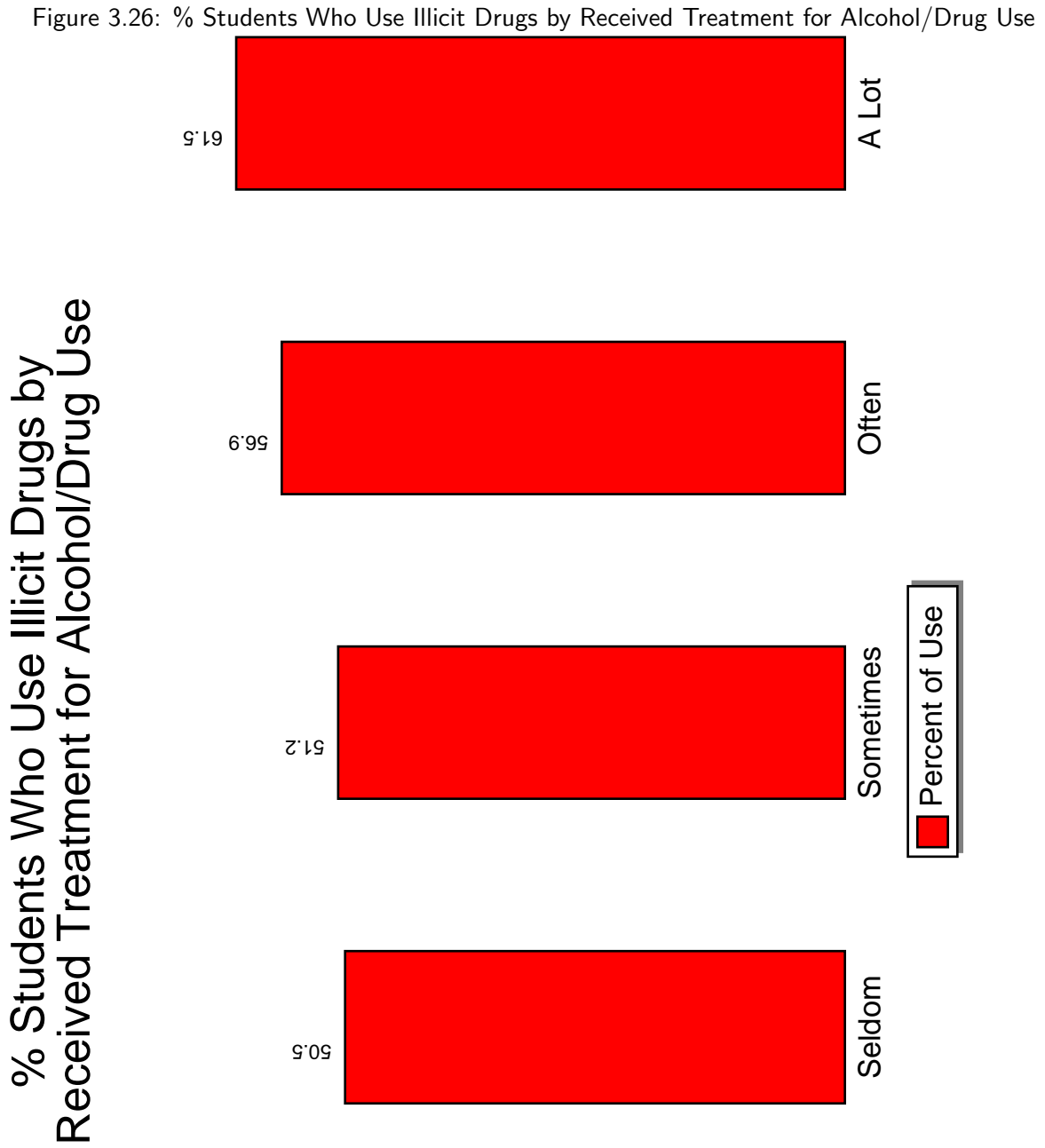
Source: PRIDE Surveys

Figure 3.25: % Students Who Use Illicit Drugs by School Punishes for Breaking Rules

% Students Who Use Illicit Drugs by School Punishes for Breaking Rules



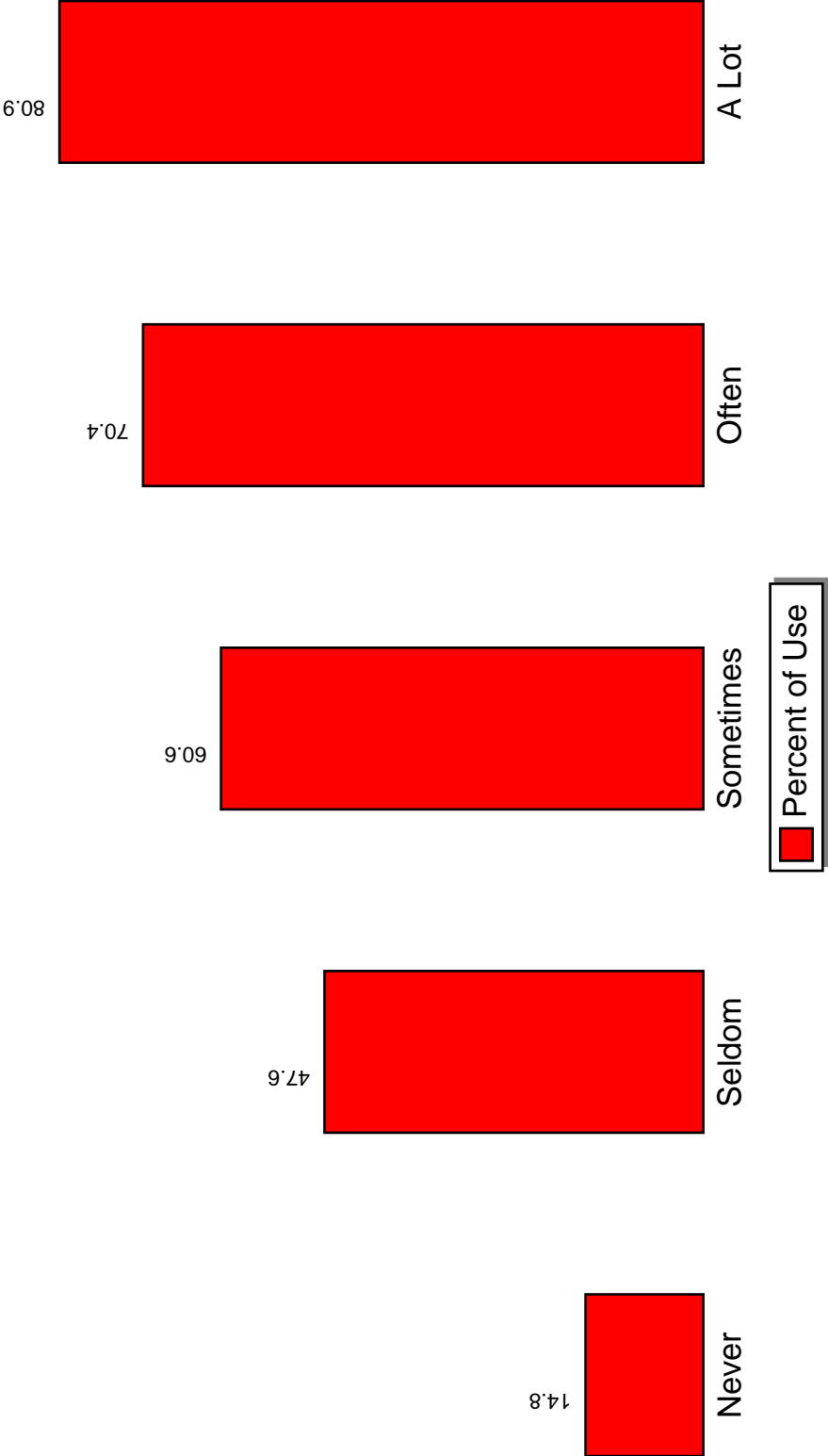
Source: PRIDE Surveys



Source: PRIDE Surveys

**% Students Who Use Illicit Drugs by
Been Caught Using Alcohol**

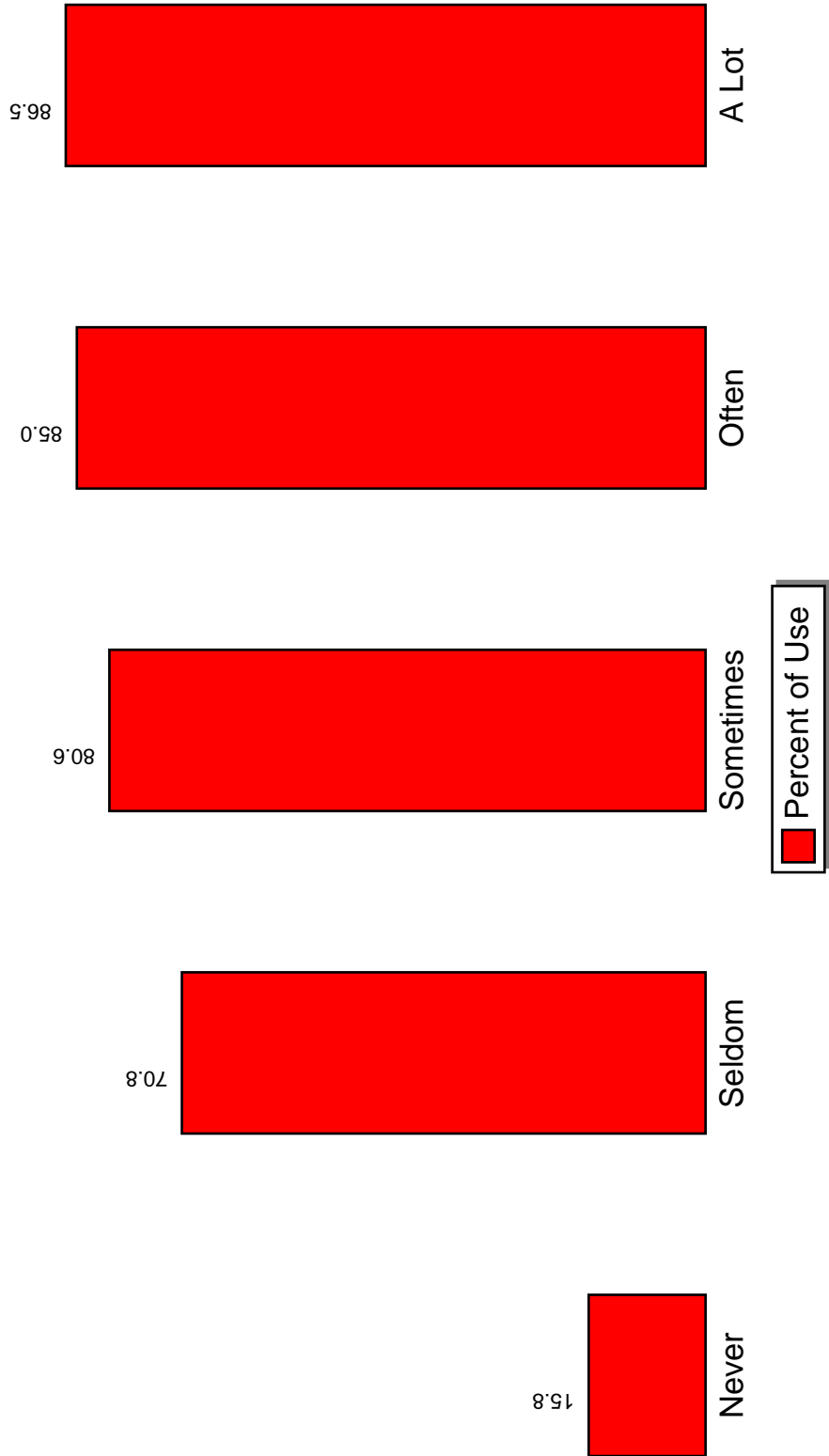
Figure 3.27: % Students Who Use Illicit Drugs by Been Caught Using Alcohol



Source: PRIDE Surveys

**% Students Who Use Illicit Drugs by
Been Caught Using Drugs**

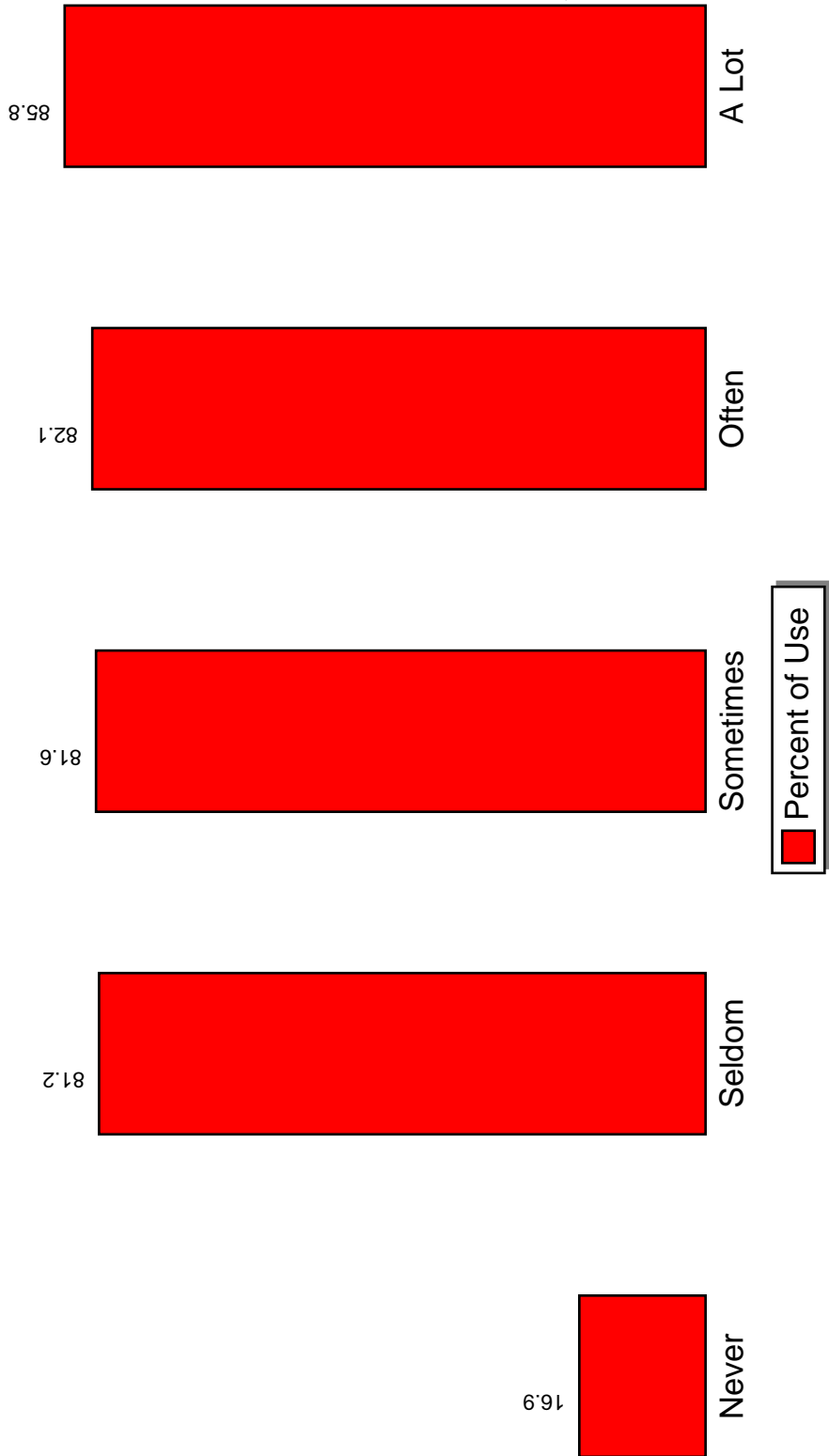
Figure 3.28: % Students Who Use Illicit Drugs by Been Caught Using Drugs



Source: PRIDE Surveys

% Students Who Use Illicit Drugs by Buy/Sell Drugs at School

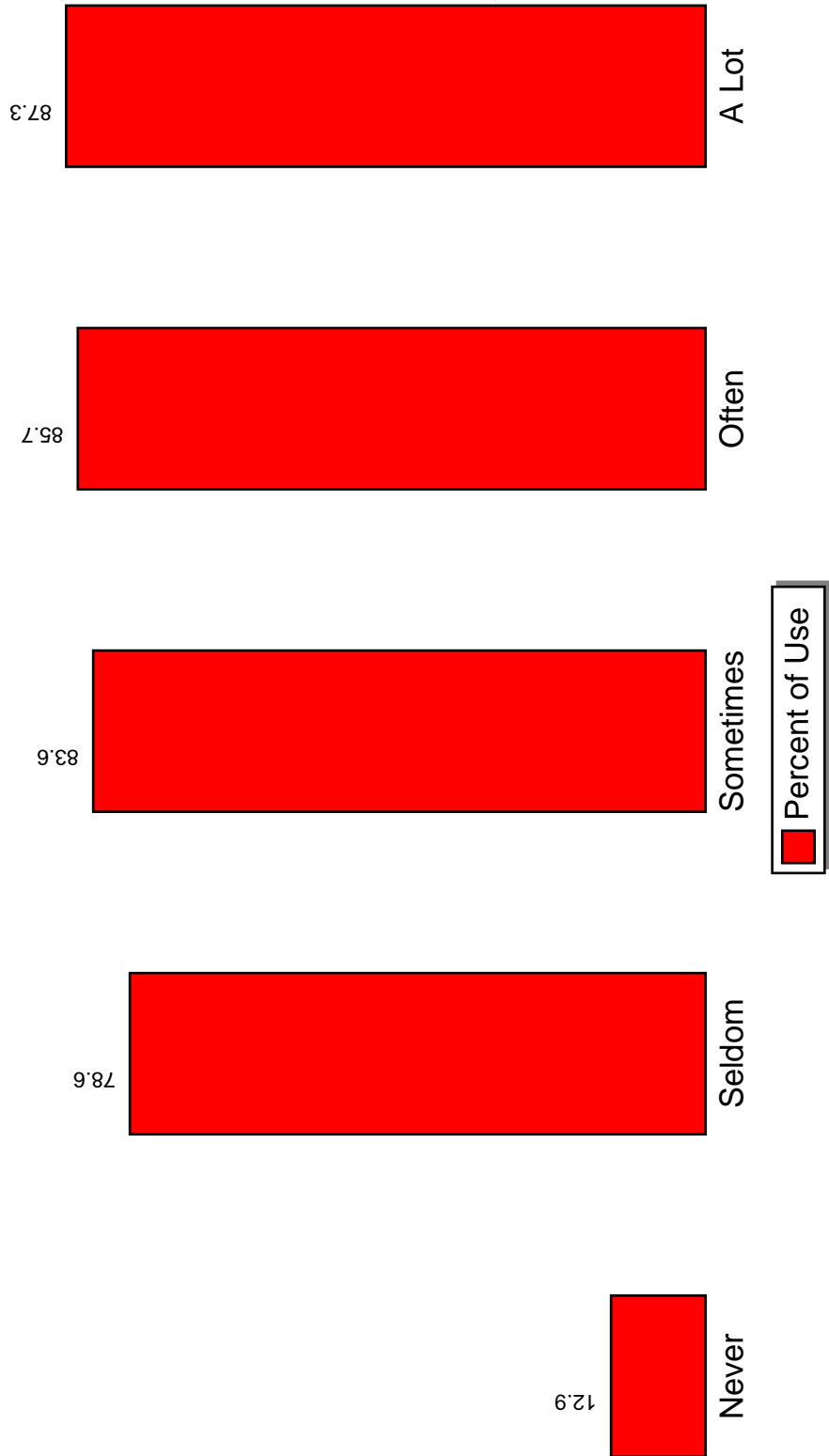
Figure 3.29: % Students Who Use Illicit Drugs by Buy/Sell Drugs at School



Source: PRIDE Surveys

% Students Who Use Illicit Drugs by Buy/Sell Drugs While NOT at School

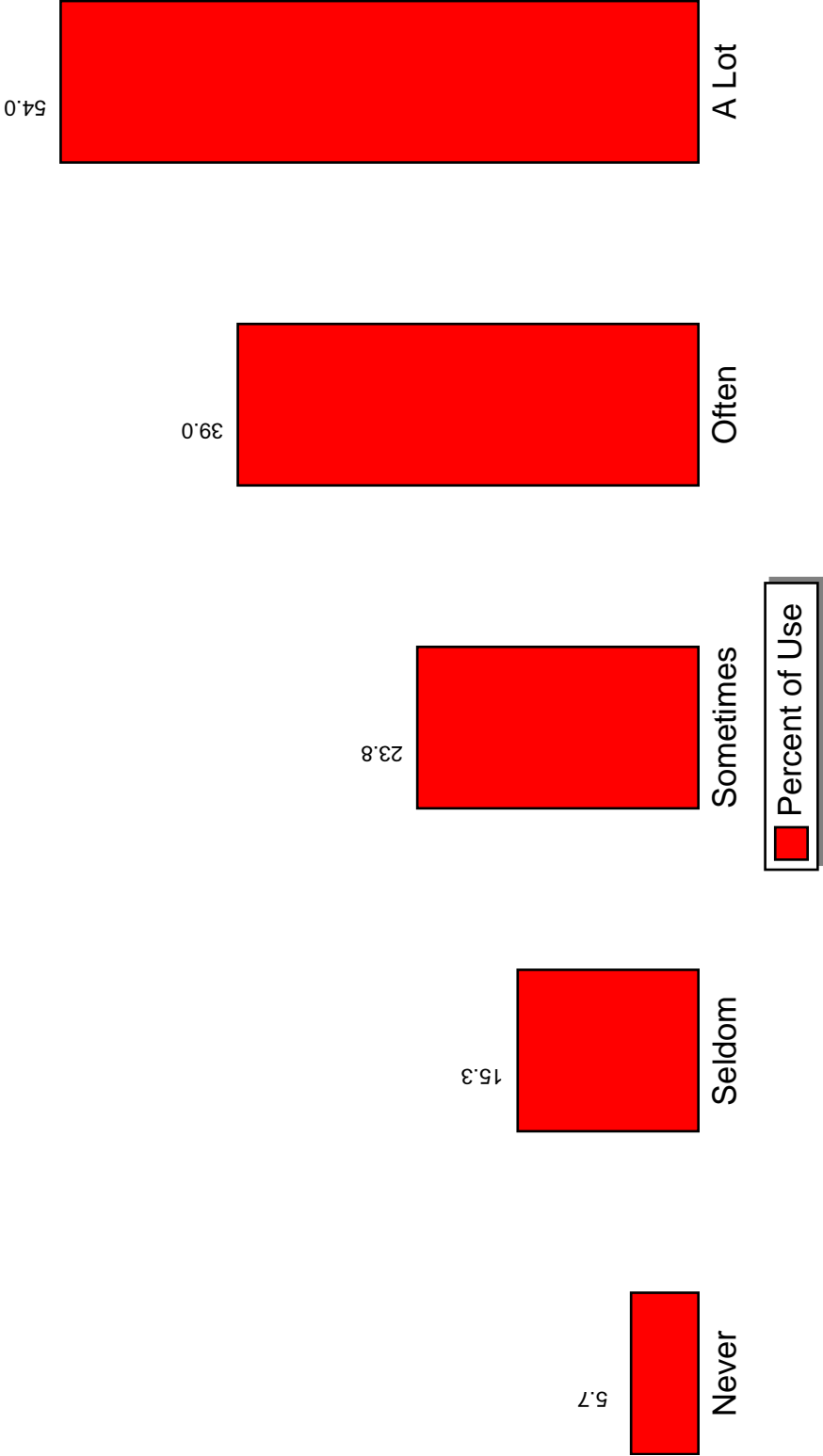
Figure 3.30: % Students Who Use Illicit Drugs by Buy/Sell Drugs While NOT at School



Source: PRIDE Surveys

% Students Who Use Illicit Drugs by Friends Use Alcohol

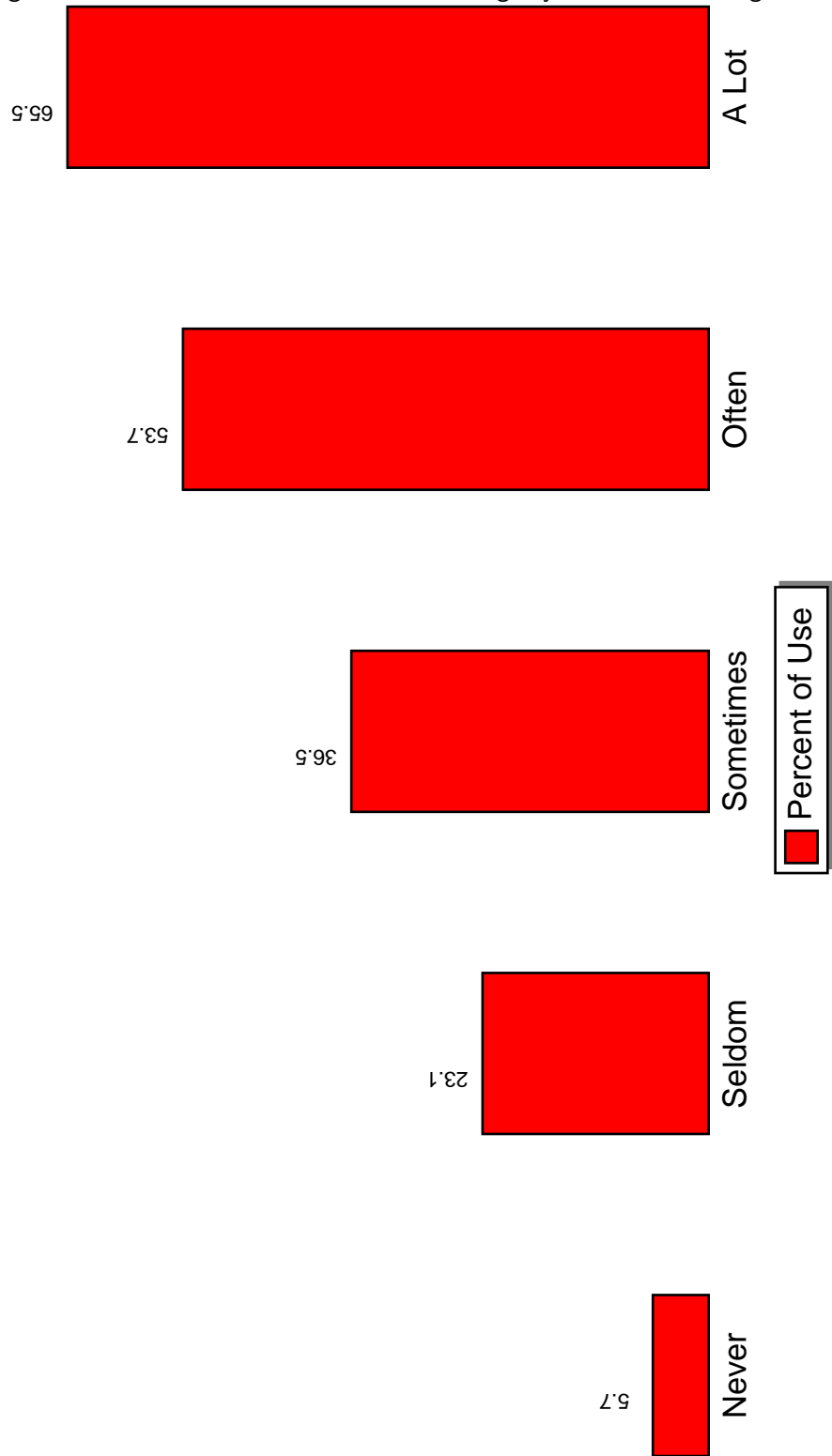
Figure 3.31: % Students Who Use Illicit Drugs by Friends Use Alcohol



Source: PRIDE Surveys

% Students Who Use Illicit Drugs by Friends Use Drugs

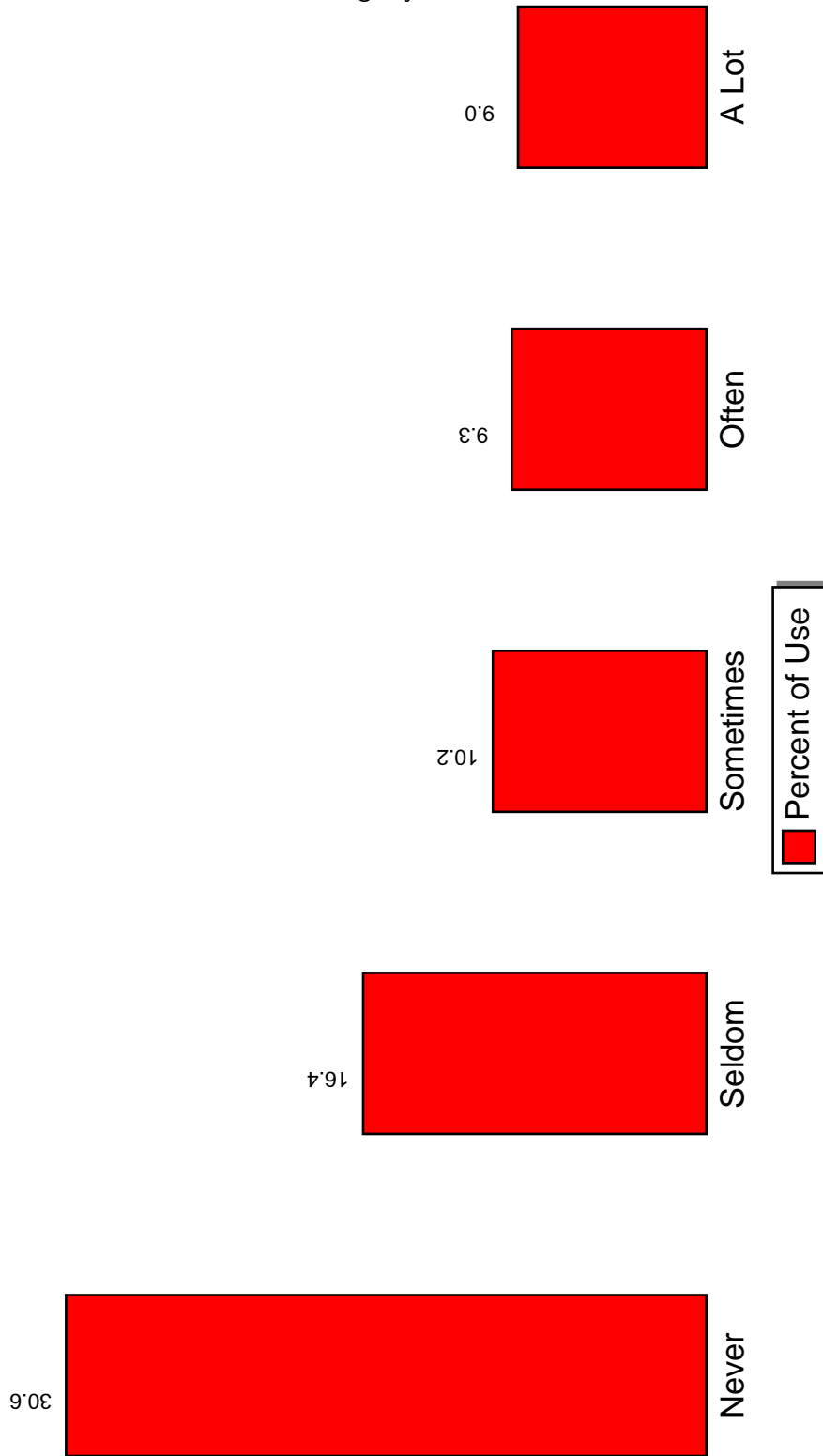
Figure 3.32: % Students Who Use Illicit Drugs by Friends Use Drugs



Source: PRIDE Surveys

% Students Who Use Illicit Drugs by Parents Set Rules About TV, Movies, etc.

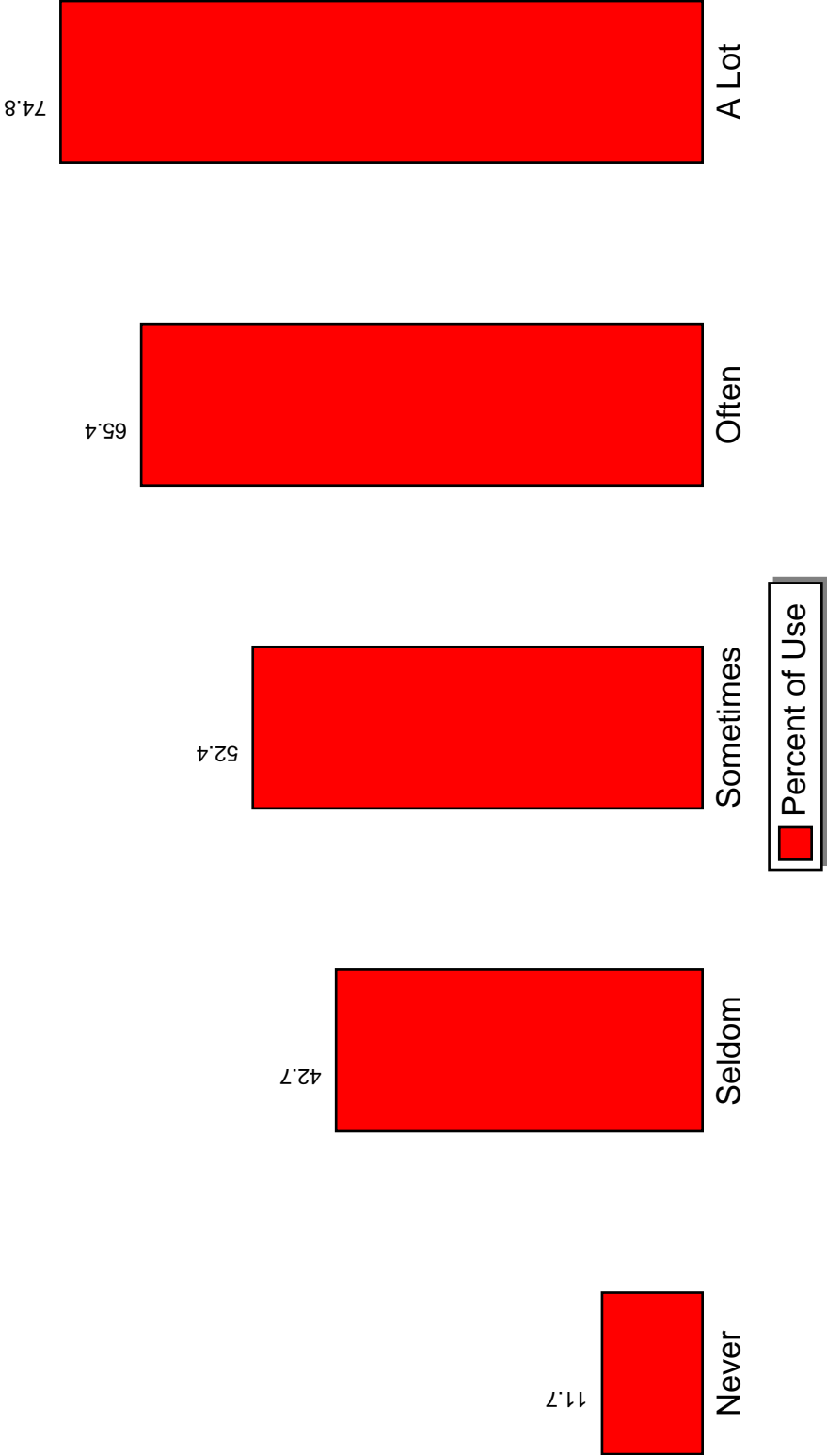
Figure 3.33: % Students Who Use Illicit Drugs by Parents Set Rules About TV, Movies, etc.



Source: PRIDE Surveys

% Students Who Use Illicit Drugs by Drinking 5 or More Glasses of Alcohol

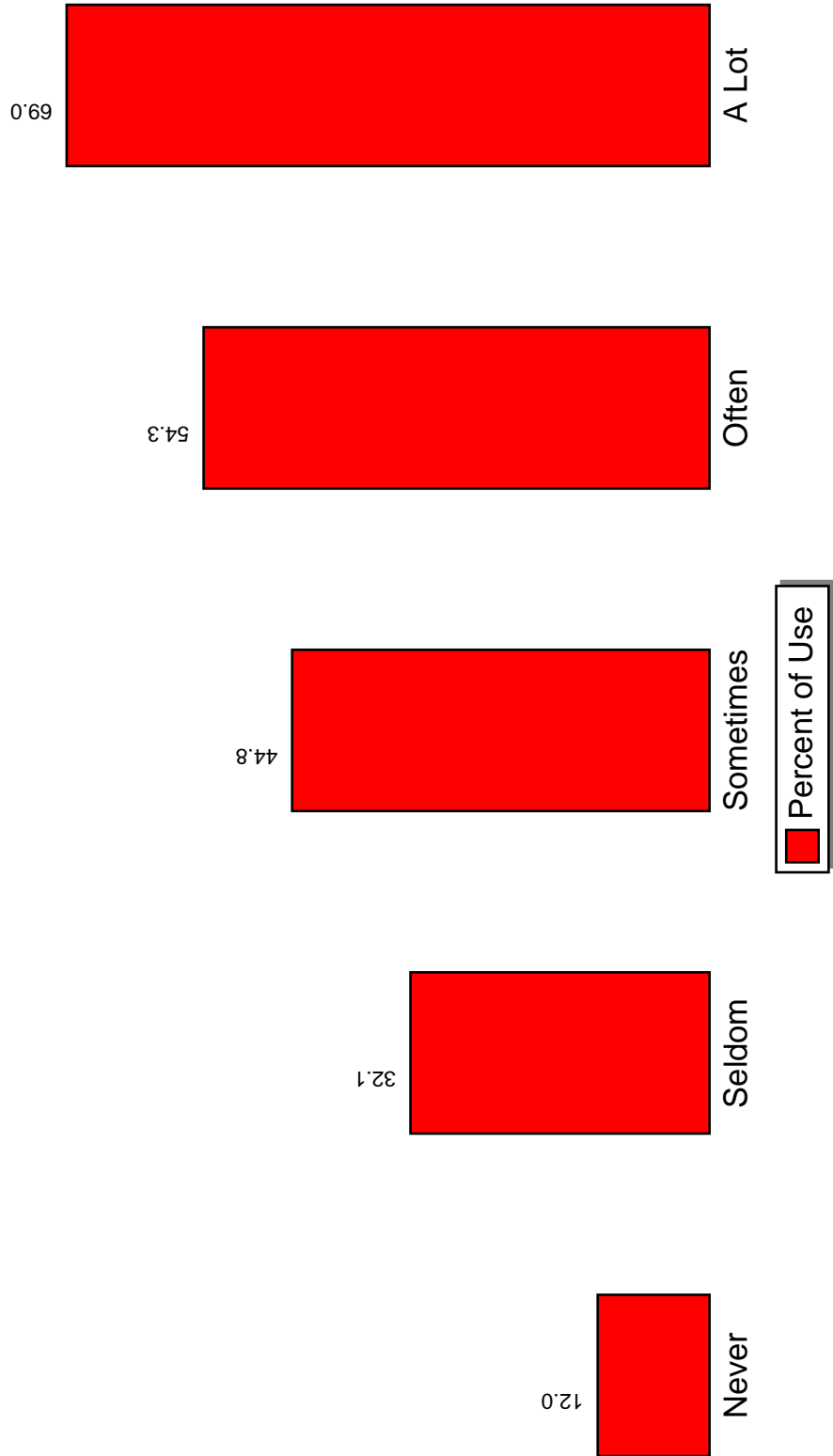
Figure 3.34: % Students Who Use Illicit Drugs by Drinking 5 or More Glasses of Alcohol



Source: PRIDE Surveys

% Students Who Use Illicit Drugs by Skipped School

Figure 3.35: % Students Who Use Illicit Drugs by Skipped School



Source: PRIDE Surveys

Chapter 4

Summary Statistics

The following graphs and tables summarize some of the *Student Information* questions in regards to drug use. These data are calculated by examining specific subsets of your population. For example, a percentage is calculated for students who report carrying a gun and their liquor use. This percentage is calculated as follows:

$$\frac{\text{Number of those reporting carrying a gun to school and claiming to use liquor}}{\text{Number of those reporting carrying a gun and validly responding to the question *How Often Do You Use Liquor*}}$$

The *Ratio* describes the relationship between the groups examined on each graph. For example, in looking at Guns vs No Guns if the cocaine ratio were 5.3 this would mean the percentage of students who report cocaine use was 5.3 times higher for students who report bringing a gun to school compared to those who don't.

4.1 Guns

Total number of students surveyed = 50653

1763 students report carrying a gun to school. (3.8% of total responding)

Of the 1763 students who report carrying a gun to school,

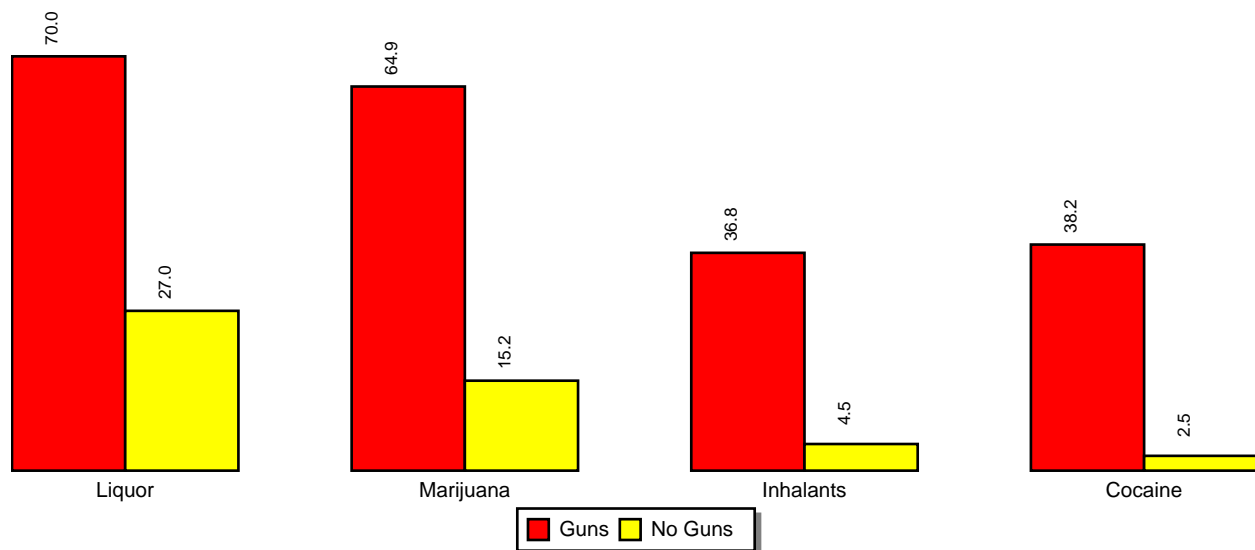
1202 report using liquor (70.0%)

1114 report using marijuana (64.9%).

629 report using inhalants (36.8%).

658 report using cocaine (38.2%).

Figure 4.1: Drug Use of Students Who Carry Guns vs Students Who Do Not
Drug Use of Students Who Carry Guns vs Students Who Do Not



Source: PRIDE Surveys

Drug	Guns	No Guns	Ratio
Liquor	70.0%	27.0%	2.6
Marijuana	64.9%	15.2%	4.3
Cocaine	38.2%	2.5%	15.3
Inhalants	36.8%	4.5%	8.2
N of Students	1763	44691	

4.2 Gangs

Total number of students surveyed = 50653

5479 students report taking part in gang activities, (11.0% of total responding)

Of the 5479 students who report taking part in gang activities,

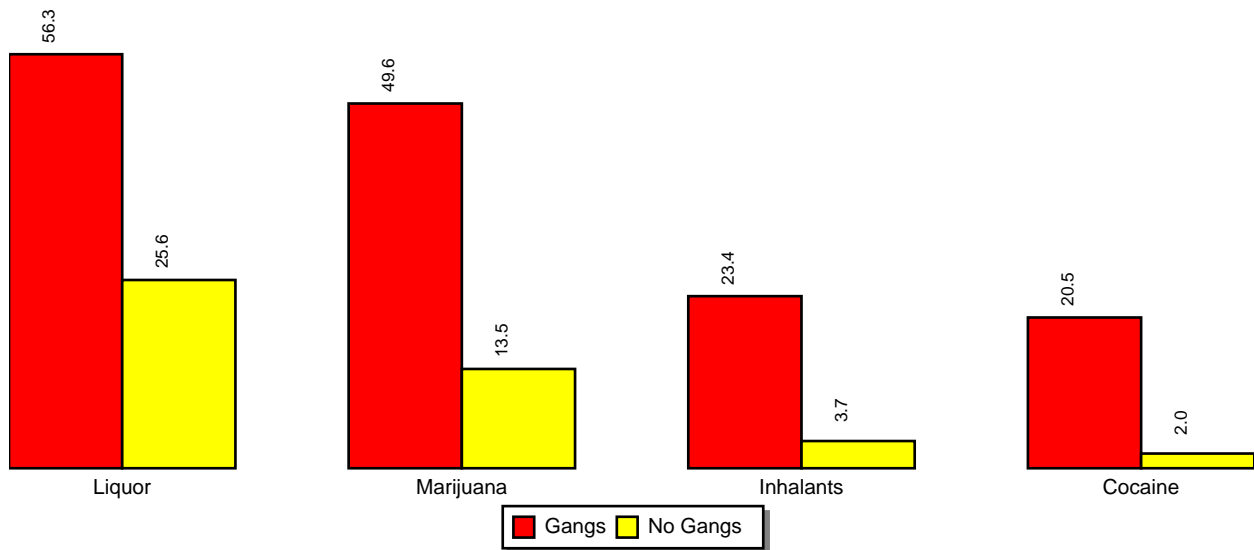
2951 report using liquor (56.3%)

2603 report using marijuana (49.6%).

1224 report using inhalants (23.4%).

1079 report using cocaine (20.5%).

Figure 4.2: Drug Use of Students In Gangs vs Students Not In Gangs
Drug Use of Students In Gangs vs Students Not In Gangs



Source: PRIDE Surveys

Drug	Gangs	No Gangs	Ratio
Liquor	56.3%	25.6%	2.2
Marijuana	49.6%	13.5%	3.7
Cocaine	20.5%	2.0%	10.3
Inhalants	23.4%	3.7%	6.3
N of Students	5479	44362	

4.3 Suicide

Total number of students surveyed = 50653

3334 students report thinking *Often* or *A Lot* about committing suicide. (6.7% of total responding)

Of the 3334 students thinking *Often* or *A Lot* about committing suicide,

1750 report using liquor (54.2%)

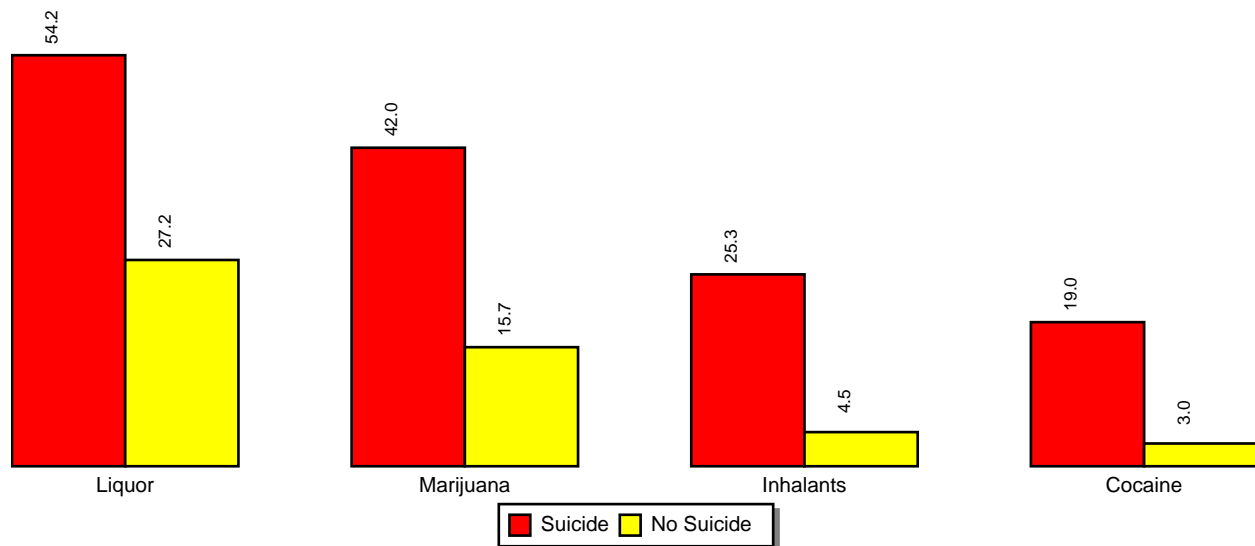
1354 report using marijuana (42.0%).

817 report using inhalants (25.3%).

613 report using cocaine (19.0%).

Figure 4.3: Drug Use of Students Who Think of Suicide

Drug Use of Students Who Think of Suicide
Often or a Lot vs Students Who Do Not



Source: PRIDE Surveys

Drug	Suicide	No Suicide	Ratio
Liquor	54.2%	27.2%	2.0
Marijuana	42.0%	15.7%	2.7
Cocaine	19.0%	3.0%	6.3
Inhalants	25.3%	4.5%	5.6
N of Students	3334	46568	

4.4 Threatening Behaviors

Total number of students surveyed = 50653

18821 students report threatening to harm another student. (40.4% of total responding)

Of the 18821 students who report threatening to harm,

1436 report carrying a gun to school (7.7%)

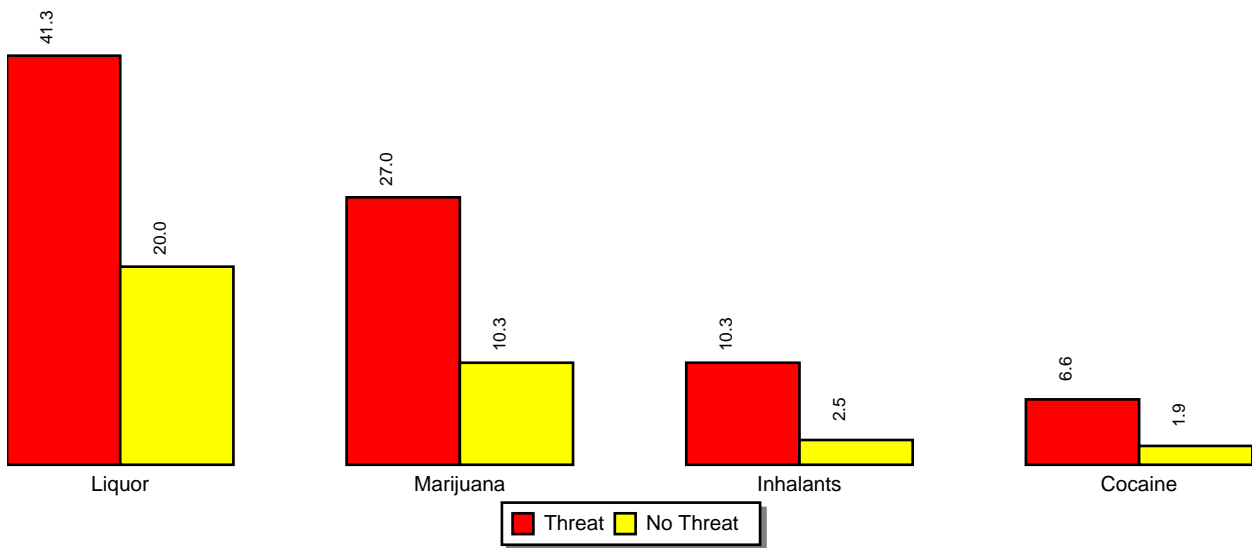
7652 report using liquor (41.3%)

5010 report using marijuana (27.0%).

1911 report using inhalants (10.3%).

1232 report using cocaine (6.6%).

Figure 4.4: Drug Use of Students Who Threaten vs Students Who Do Not
Drug Use of Students Who Threaten vs Students Who Do Not



Source: PRIDE Surveys

Drug	Threat	No Threat	Ratio
Liquor	41.3%	20.0%	2.1
Marijuana	27.0%	10.3%	2.6
Cocaine	6.6%	1.9%	3.5
Inhalants	10.3%	2.5%	4.1
N of Students	18821	27749	

4.5 Trouble With The Police

Total number of students surveyed = 50653

12675 students report getting in trouble with the police. (25.5% of total responding)

Of the 12675 students who report getting in trouble with the police,

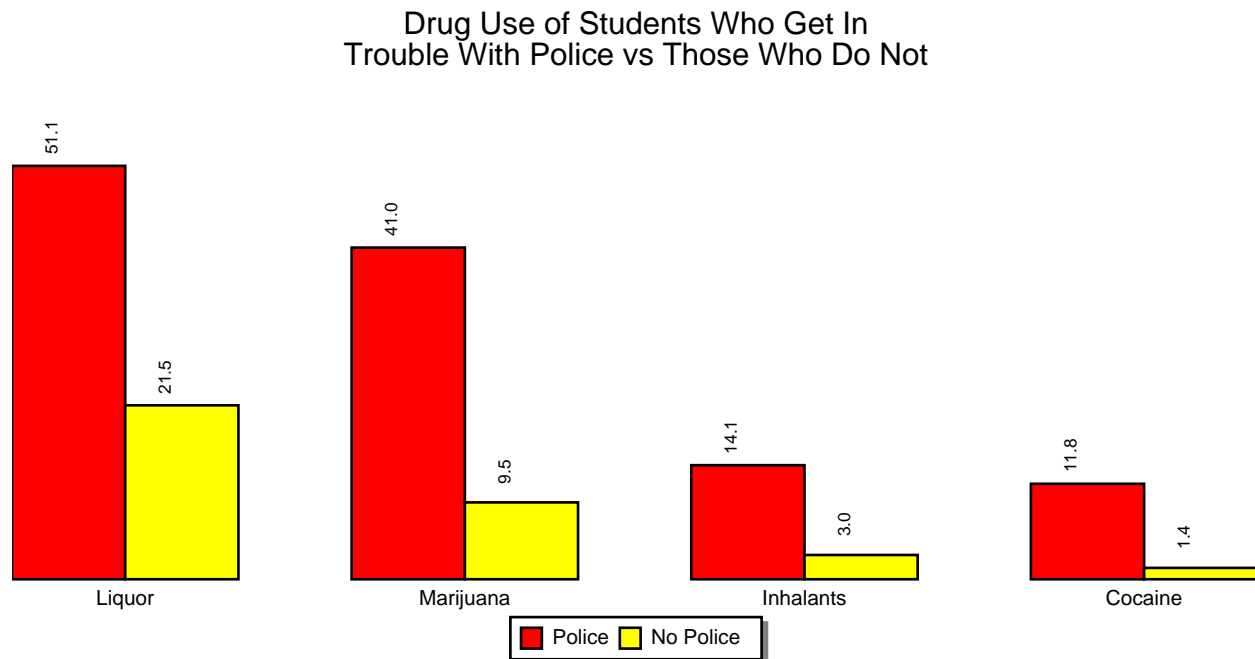
6242 report using liquor (51.1%)

5014 report using marijuana (41.0%).

1713 report using inhalants (14.1%).

1443 report using cocaine (11.8%).

Figure 4.5: Drug Use of Students Who Get In Trouble With Police vs Those Who Do Not



Source: PRIDE Surveys

Drug	Police	No Police	Ratio
Liquor	51.1%	21.5%	2.4
Marijuana	41.0%	9.5%	4.3
Cocaine	11.8%	1.4%	8.4
Inhalants	14.1%	3.0%	4.7
N of Students	12675	37037	

4.6 Personal Safety

Total number of students surveyed = 50653

9991 students report being afraid another student will hurt them at school. (21.7% of total responding)

Of these 9991 students, 714 report carrying a gun to school (7.2%).

9725 students report getting hurt at school. (21.0% of total responding)

Of these 9725 students, 937 report carrying a gun to school (9.7%).

4.7 Risk and Protective Factors

A *risk factor* is any characteristic which researchers have linked to a higher incidence of drug use. A *protective factor* is any characteristic which has been linked to a lower incidence of drug use. The following analysis of local risk and protective factors does not consider any cause and effect, only a *relationship* between student characteristics and drug use. Community, School, Family and Individual risk and protective factors are grouped accordingly and discussed.

4.7.1 Community - Risk Factors

FACTOR	% AT RISK
Join in community activities (<i>Never/Seldom</i>)	57.0%
Attend church or synagogue (<i>Never/Seldom</i>)	20.1%
Take part in gangs (<i>Seldom/Some/Often/A Lot</i>)	11.0%
Substance Availability (<i>Fairly/Very Easy to get</i>)	
Cigarettes	48.2%
Smokeless Tobacco	36.7%
Cigars	35.6%
Beer	44.6%
Wine Coolers	44.9%
Liquor	38.6%
Marijuana	32.6%
Cocaine	18.5%
Uppers	17.4%
Downers	18.6%
Inhalants	26.8%
Hallucinogens	15.7%
Heroin	14.6%
Steroids	16.2%
Ecstasy	16.7%
OxyContin	16.1%

The above survey results show community risk factors. These factors include *low neighborhood attachment* (never or seldom participate in community activities, church or synagogue); *community disorganization and norms favorable toward drug use* (student participation in gangs); and *availability of alcohol and other drugs* (fairly or very easy to get alcohol and other drugs). Note that a higher risk factor indicates an increased probability of involvement in drug use.

4.7.2 Community - Protective Factors

FACTOR	% PROTECTED
Join in community activities (<i>Often/A Lot</i>)	26.3%
Attend church or synagogue (<i>Often/A Lot</i>)	59.6%
Take part in gangs (<i>Never</i>)	89.0%
Substance Availability (<i>Cannot Get</i>)	
Cigarettes	44.4%
Smokeless Tobacco	55.4%
Cigars	54.4%
Beer	44.4%
Wine Coolers	43.7%
Liquor	49.7%
Marijuana	56.6%
Cocaine	68.1%
Uppers	69.7%
Downers	69.2%
Inhalants	65.0%
Hallucinogens	71.0%
Heroin	71.8%
Steroids	71.0%
Ecstasy	70.3%
OxyContin	71.5%

The above survey results show community protective factors. These factors include *supportive networks and social bonds* (participate in community activities, church or synagogue often or a lot); *community organization and norms favorable to support non-use among youth* (never participate in gangs); and *limited availability of alcohol and other drugs* (cannot get alcohol and other drugs). Note that a higher protective factor indicates a decreased probability of involvement in drug use.

4.7.3 School - Risk Factors

FACTOR	% AT RISK
Make good grades (<i>Never/Seldom</i>)	3.4%
Play on school sports teams (<i>Never/Seldom</i>)	50.6%
Join in school activities (<i>Never/Seldom</i>)	45.6%
Trouble at school (<i>Often/A Lot</i>)	9.4%

The above survey results show school risk factors. These factors include *academic failure* (never or seldom make good grades); *low commitment to school* (never or seldom join in school activities or sports teams); and *early anti-social behavior* (get into trouble at school often or a lot).

4.7.4 School - Protective Factors

FACTOR	% PROTECTED
Make good grades (<i>Often/A Lot</i>)	67.7%
Play on school sports teams (<i>Often/A Lot</i>)	33.9%
Join in school activities (<i>Often/A Lot</i>)	39.7%
Trouble at school (<i>Never/Seldom</i>)	67.0%

The above survey results show school protective factors. These factors include *high academic expectations, goal setting and mastery* (make good grades often or a lot); *active involvement in extracurricular activities sponsored by the school* (join in school activities or sports teams often or a lot); and *pro-social development* (never or seldom get into trouble at school).

4.7.5 Family - Risk Factors

FACTOR	% AT RISK
Parents talk about tobacco (<i>Never/Seldom</i>)	39.5%
Parents talk about alcohol (<i>Never/Seldom</i>)	39.9%
Parents talk about drugs (<i>Never/Seldom</i>)	35.5%
Parents set clear rules (<i>Never/Seldom</i>)	8.9%
Parents enforce rules (<i>Never/Seldom</i>)	16.1%

The above survey results show family risk factors. These factors include *weak parental attitudes towards use* (parents never or seldom talk to their children about the harmful effects of using drugs); and *family management problems* (parents never or seldom set clear rules and never or seldom enforce those rules).

4.7.6 Family - Protective Factors

FACTOR	% PROTECTED
Parents talk about tobacco (<i>Often/A Lot</i>)	34.3%
Parents talk about alcohol (<i>Often/A Lot</i>)	34.7%
Parents talk about drugs (<i>Often/A Lot</i>)	39.9%
Parents set clear rules (<i>Often/A Lot</i>)	76.0%
Parents enforce rules (<i>Often/A Lot</i>)	61.5%

The above survey results show family protective factors. These factors include *strong parental attitudes against adolescent drug use* (parents talk to their children about the harmful effects of using drugs often or a lot); *parents' clear expectations of their children* (parents set clear rules often or a lot); and *discipline* (parents punish their children often or a lot when they break the rules).

4.7.7 Individual - Risk Factors

FACTOR	% AT RISK
Threaten students (<i>One or more times</i>)	40.4%
Trouble with police (<i>Seldom/Sometimes/Often/A Lot</i>)	25.5%
Think about suicide (<i>Often/A Lot</i>)	6.7%
Harmful to health (<i>No/Some Harm</i>)	
Cigarettes	18.6%
Smokeless Tobacco	21.1%
Cigars	25.1%
Beer	37.9%
Wine Coolers	54.8%
Liquor	26.1%
Marijuana	17.8%
Cocaine	5.6%
Uppers	8.2%
Downers	12.9%
Inhalants	15.8%
Hallucinogens	8.0%
Heroin	6.4%
Steroids	12.3%
Ecstasy	8.4%
OxyContin	10.6%

The above survey results show individual risk factors. These include *anti-social behavior in early adolescence and rebelliousness* (threaten to harm others and get in trouble with the police); *alienation* (think about suicide often or a lot); and *favorable attitudes towards drug use* (feel drugs are not harmful, sometimes harmful).

4.7.8 Individual - Protective Factors

FACTOR	% PROTECTED
Threaten students (<i>Never</i>)	59.6%
Trouble with police (<i>Never</i>)	74.5%
Think about suicide (<i>Never/Seldom</i>)	85.9%
<hr/>	
Harmful to health (<i>Very Much</i>)	
Cigarettes	50.1%
Smokeless Tobacco	48.8%
Cigars	43.9%
Beer	35.2%
Wine Coolers	25.8%
Liquor	45.2%
Marijuana	67.0%
Cocaine	85.2%
Uppers	77.4%
Downers	66.9%
Inhalants	64.0%
Hallucinogens	76.9%
Heroin	81.8%
Steroids	66.5%
Ecstasy	77.7%
OxyContin	73.3%

The above survey results show individual protective factors. These include *respect for authority* (never threaten to harm students or teachers and never get into trouble with the police); *feeling of belonging*, *higher respect for self* (think about suicide never or seldom); and *unfavorable attitudes towards drug use* (feel drugs are very much harmful).

Chapter 5

Drug-Free Communities Support Program - OJJDP Required Statistics

The following tables contain data that is requested by the Office of Juvenile Justice and Drug Prevention on the Drug-Free Communities Support Program form. Some of the wording of questions asked by the OJJDP differ somewhat from those asked by the **PRIDE Surveys Questionnaire**. The following is a list of the OJJDP requested statistics and their **PRIDE Surveys** equivalent. The **PRIDE Surveys Questionnaire** can be used to reliably measure and monitor change in all of these areas.

30-Day Use The question *How often do you use* is used to measure this statistic by reporting the percentage of students who report using *Once a Month* or more often.

Perception of Risk The question *Do you feel the following drugs are harmful to your health* is used to measure this statistic by reporting the percentage of students who report that using the drug is *Harmful* or *Very Harmful* to their health.

Perception of Disapproval The question *Would your parents disapprove of you...* and *Would your friends disapprove of you...* are used to measure this statistic by reporting the percentage of students who report that parents/friends would *Disapprove* or *Strongly Disapprove* of using tobacco, alcohol and marijuana.

Age of Onset The question *At what age did you first use...* is used to measure this statistic. The possible responses to this question range from *8 or Under* to *17 or Older*. The table shows the age range that represents the average category score for this question of those students who answered the question with a response other than *Never Used*.

5.1 Monthly Use

Table 5.1: Monthly Use of Alcohol

Grade Level	N of Valid	N of Miss	Percent of Use
6th	6349	134	7.1
7th	5709	117	11.7
8th	13867	287	16.4
9th	8098	176	26.2
10th	9896	267	27.5
11th	4163	116	35.1
12th	1411	63	38.0
Jr Hi	25925	538	13.1
Sr Hi	23568	622	29.0
Total	49493	1160	20.7

Table 5.2: Monthly Use of Tobacco

Grade Level	N of Valid	N of Miss	Percent of Use
6th	6379	104	6.7
7th	5728	98	12.0
8th	13919	235	14.5
9th	8118	156	24.4
10th	9927	236	21.4
11th	4167	112	28.1
12th	1412	62	30.0
Jr Hi	26026	437	12.1
Sr Hi	23624	566	24.1
Total	49650	1003	17.8

Table 5.3: Monthly Use of Marijuana

Grade Level	N of Valid	N of Miss	Percent of Use
6th	6282	201	2.8
7th	5650	176	5.3
8th	13740	414	8.0
9th	8058	216	14.9
10th	9821	342	14.8
11th	4140	139	17.1
12th	1400	74	19.7
Jr Hi	25672	791	6.1
Sr Hi	23419	771	15.6
Total	49091	1562	10.6

5.2 Perception of Risk

Table 5.4: Perception of Risk of Alcohol

Grade Level	N of Valid	N of Miss	Harmful or Very Harmful
6th	6364	119	86.4
7th	5701	125	81.8
8th	13848	306	78.8
9th	8073	201	74.0
10th	9881	282	74.3
11th	4166	113	69.8
12th	1415	59	69.9
Jr Hi	25913	550	81.3
Sr Hi	23535	655	73.1
Total	49448	1205	77.4

Table 5.5: Perception of Risk of Tobacco

Grade Level	N of Valid	N of Miss	Harmful or Very Harmful
6th	6379	104	92.2
7th	5714	112	89.3
8th	13883	271	88.3
9th	8080	194	86.2
10th	9905	258	89.1
11th	4176	103	86.0
12th	1417	57	85.8
Jr Hi	25976	487	89.5
Sr Hi	23578	612	87.4
Total	49554	1099	88.5

Table 5.6: Perception of Risk of Marijuana

Grade Level	N of Valid	N of Miss	Harmful or Very Harmful
6th	6276	207	93.2
7th	5652	174	90.3
8th	13685	469	84.4
9th	8025	249	79.3
10th	9821	342	75.3
11th	4138	141	73.6
12th	1405	69	69.8
Jr Hi	25613	850	87.8
Sr Hi	23389	801	76.0
Total	49002	1651	82.2

5.3 Perception of Disapproval

Table 5.7: Perception of Parents Disapproval of Tobacco

Grade Level	N of Valid	N of Miss	Disapprove or Strongly Disapprove
6th	5842	641	73.8
7th	5348	478	78.8
8th	12910	1244	78.5
9th	7280	994	78.2
10th	8908	1255	81.0
11th	3714	565	80.0
12th	1218	256	73.1
Jr Hi	24100	2363	77.4
Sr Hi	21120	3070	79.4
Total	45220	5433	78.4

Table 5.8: Perception of Parents Disapproval of Alcohol

Grade Level	N of Valid	N of Miss	Disapprove or Strongly Disapprove
6th	5839	644	73.4
7th	5332	494	78.3
8th	12890	1264	76.3
9th	7271	1003	76.5
10th	8922	1241	78.2
11th	3704	575	76.8
12th	1211	263	70.9
Jr Hi	24061	2402	76.1
Sr Hi	21108	3082	76.9
Total	45169	5484	76.5

Table 5.9: Perception of Parents Disapproval of Marijuana

Grade Level	N of Valid	N of Miss	Disapprove or Strongly Disapprove
6th	5836	647	75.3
7th	5313	513	81.5
8th	12850	1304	80.6
9th	7243	1031	82.7
10th	8886	1277	84.1
11th	3688	591	84.1
12th	1213	261	80.1
Jr Hi	23999	2464	79.5
Sr Hi	21030	3160	83.4
Total	45029	5624	81.3

Table 5.10: Perception of Friends Disapproval of Tobacco

Grade Level	N of Valid	N of Miss	Disapprove or Strongly Disapprove
6th	5713	770	56.3
7th	5249	577	55.2
8th	12680	1474	48.3
9th	7251	1023	43.6
10th	8757	1406	45.1
11th	3673	606	43.9
12th	1197	277	38.8
Jr Hi	23642	2821	51.8
Sr Hi	20878	3312	44.0
Total	44520	6133	48.1

Table 5.11: Perception of Friends Disapproval of Alcohol

Grade Level	N of Valid	N of Miss	Disapprove or Strongly Disapprove
6th	5693	790	55.6
7th	5245	581	54.1
8th	12651	1503	44.9
9th	7222	1052	37.6
10th	8741	1422	37.4
11th	3674	605	35.1
12th	1200	274	31.8
Jr Hi	23589	2874	49.5
Sr Hi	20837	3353	36.7
Total	44426	6227	43.5

Table 5.12: Perception of Friends Disapproval of Marijuana

Grade Level	N of Valid	N of Miss	Disapprove or Strongly Disapprove
6th	5691	792	59.4
7th	5224	602	60.0
8th	12650	1504	53.7
9th	7212	1062	50.9
10th	8729	1434	50.6
11th	3656	623	52.1
12th	1198	276	50.9
Jr Hi	23565	2898	56.5
Sr Hi	20795	3395	51.0
Total	44360	6293	53.9

5.4 Age of First Use

Table 5.13: When did you first use any alcohol?

Grade Level	N of Valid	N of Miss	Avg Cat Score	Rounded Cat Score	Avg Age Cat
6th	6302	161	3.693	4	10
7th	5700	136	4.470	4	10
8th	13729	403	5.022	5	11
9th	7913	325	5.773	6	12
10th	9326	483	6.200	6	12
11th	3555	573	6.427	6	12
12th	1198	528	6.510	7	13
Jr Hi	25731	700	4.699	5	11
Sr Hi	21992	1909	6.098	6	12
Total	47723	2609	5.479	5	11

Table 5.14: When did you first use any tobacco?

Grade Level	N of Valid	N of Miss	Avg Cat Score	Rounded Cat Score	Avg Age Cat
6th	6324	147	3.698	4	10
7th	5701	128	4.474	4	10
8th	13762	369	4.905	5	11
9th	7969	295	5.463	5	11
10th	9574	426	5.916	6	12
11th	3807	377	5.993	6	12
12th	1291	325	6.070	6	12
Jr Hi	25787	644	4.617	5	11
Sr Hi	22641	1423	5.772	6	12
Total	48428	2067	5.281	5	11

Table 5.15: When did you first use marijuana?

Grade Level	N of Valid	N of Miss	Avg Cat Score	Rounded Cat Score	Avg Age Cat
6th	6288	195	4.927	5	11
7th	5654	172	5.514	6	12
8th	13654	500	6.150	6	12
9th	7904	370	6.766	7	13
10th	9647	516	7.454	7	13
11th	4037	242	8.080	8	14
12th	1356	118	8.342	8	14
Jr Hi	25596	867	5.910	6	12
Sr Hi	22944	1246	7.428	7	13
Total	48540	2113	6.965	7	13

Chapter 6

Percentage Tables

This chapter contains your school survey results in tabular form. Each table corresponds to an item on the questionnaire. The tables contain percentage data by grade level, *Junior High* (grades 6 through 8), *Senior High* (grades 9 through 12), and *Total*. The *N of Valid* column contains the number of students responding to the item and the *N of Missing* column contains the number of students not responding to the item. The remaining columns contain the percentages of students responding to the particular response categories.

The percentage tables of the report appear in the same order as corresponding questions on the questionnaire. The Table of Contents contains the percentage tables by section and gives the page number where each section is located. The List of Tables contains the location of each individual table.

The last section of tables presents the frequency of drug use *How Often Do You Use* data with the categories *collapsed* as follows:

- Daily Use – Every Day
- Weekly Use – Once/Week + 3 Times/Week + Every Day
- Monthly Use – Once/Month + Twice/Month + Once/Week + 3 Times/Week + Every Day
- Annual Use – Once/Year + 6 Times/Year + Once/Month + Twice/Month + Once/Week + 3 Times/Week + Every Day

Three additional drug use categories have been created for the question *How Often Do You Use* by combining the existing data. A *Tobacco Use* category was created by looking at the responses on each questionnaire on the tobacco categories and taking the highest value as the value for *Tobacco Use*. The *Alcohol Use* category was created by looking at the responses on each questionnaire on the alcohol categories. The category of *Illicit Drug Use* was created in the same way by looking at the illicit drug categories. Therefore, the *Tobacco Use* category represents any tobacco use regardless of the type of tobacco, the *Alcohol Use* category represents any alcohol use regardless of the type of alcohol and the *Illicit Drug Use* category represents any illicit drug use regardless of the type of drug.

6.1 Personal & Family Information

Table 6.1: Ethnic Origin

Grade Level	N of Valid	N of Miss	White	African American	Hispanic Latino	Asian PacIslndr	Native American	Mixed Origin	Other
6th	6374	109	57.9	30.9	4.3	0.9	1.3	3.6	1.2
7th	5739	87	69.4	21.8	3.3	0.8	0.6	3.3	0.8
8th	13867	287	45.3	42.3	5.4	1.6	0.8	3.7	1.0
9th	8192	82	66.7	24.2	3.6	0.9	0.6	2.9	1.1
10th	10039	124	46.6	41.0	4.9	2.2	0.5	3.3	1.5
11th	4217	62	58.2	31.6	3.5	1.6	0.6	2.9	1.6
12th	1448	26	52.2	37.4	2.6	1.8	1.2	2.6	2.2
Jr Hi	25980	483	53.7	35.0	4.6	1.2	0.9	3.6	1.0
Sr Hi	23896	294	55.9	33.4	4.0	1.7	0.6	3.1	1.4
Total	49876	777	54.7	34.2	4.4	1.4	0.7	3.3	1.2

Table 6.2: Sex

Grade Level	N of Valid	N of Miss	Male	Female
6th	6195	288	49.6	50.4
7th	5530	296	48.5	51.5
8th	13157	997	47.9	52.1
9th	7775	499	47.6	52.4
10th	9393	770	45.7	54.3
11th	4009	270	45.1	54.9
12th	1369	105	48.5	51.5
Jr Hi	24882	1581	48.5	51.5
Sr Hi	22546	1644	46.5	53.5
Total	47428	3225	47.5	52.5

Table 6.3: Age

Grade Level	N of Valid	N of Miss	-10	11	12	13	14	15	16	17	18	19+
6th	6433	50	0.4	25.5	58.3	13.9	1.2	0.0	0.0	0.1	0.0	0.6
7th	5783	43	0.0	0.1	24.2	61.2	12.4	1.6	0.2	0.0	0.0	0.1
8th	14009	145	0.0	0.0	0.2	35.9	51.9	10.9	0.9	0.1	0.0	0.1
9th	8239	35	0.1	0.0	0.0	0.0	26.0	60.4	11.8	1.1	0.2	0.4
10th	10111	52	0.0	0.0	0.0	0.0	0.3	36.3	54.1	8.5	0.5	0.2
11th	4243	36	0.0	0.1	0.0	0.0	0.1	0.1	32.1	57.0	9.5	1.1
12th	1462	12	0.8	0.1	0.3	0.0	0.0	0.3	0.4	33.9	54.0	10.1
Jr Hi	26225	238	0.1	6.3	19.7	36.1	30.7	6.2	0.5	0.1	0.0	0.2
Sr Hi	24055	135	0.1	0.0	0.0	0.0	9.0	36.0	32.5	16.1	5.2	1.0
Total	50280	373	0.1	3.3	10.3	18.8	20.4	20.5	15.8	7.7	2.5	0.6

Table 6.4: Do you live with:

Grade Level	N of Valid	N of Miss	Both Parents	Mother Only	Father Only	Mother & Stepfather	Father & Stepmother	Other
6th	6383	100	49.5	19.5	2.9	17.5	3.0	7.7
7th	5749	77	49.4	18.1	3.3	18.6	3.9	6.8
8th	13935	219	45.0	24.0	3.1	17.5	3.7	6.7
9th	8197	77	48.6	20.1	3.2	17.5	4.0	6.6
10th	10077	86	45.3	24.5	3.4	16.7	3.1	7.0
11th	4235	44	49.2	20.9	2.9	14.9	3.7	8.4
12th	1455	19	47.6	20.6	3.4	12.8	2.8	12.9
Jr Hi	26067	396	47.0	21.6	3.1	17.7	3.6	7.0
Sr Hi	23964	226	47.3	22.1	3.2	16.4	3.5	7.4
Total	50031	622	47.1	21.8	3.2	17.1	3.5	7.2

Table 6.5: Do you have a job?

Grade Level	N of Valid	N of Miss	Yes, Full-time	Yes, Part-time	No
6th	6263	220	1.6	12.2	86.2
7th	5637	189	1.2	15.6	83.3
8th	13513	641	1.0	12.9	86.1
9th	7978	296	1.3	16.4	82.2
10th	9774	389	1.3	20.0	78.7
11th	4085	194	2.7	40.5	56.8
12th	1394	80	5.8	52.9	41.2
Jr Hi	25413	1050	1.2	13.3	85.5
Sr Hi	23231	959	1.8	24.3	73.8
Total	48644	2009	1.5	18.6	79.9

Table 6.6: Does your father have a job?

Grade Level	N of Valid	N of Miss	Yes, Full-time	Yes, Part-time	No
6th	5862	621	76.2	15.6	8.2
7th	5283	543	80.7	11.7	7.6
8th	12418	1736	82.0	10.2	7.8
9th	7492	782	85.2	6.4	8.5
10th	9046	1117	86.0	5.3	8.6
11th	3890	389	86.6	4.4	9.0
12th	1334	140	84.2	3.8	12.0
Jr Hi	23563	2900	80.3	11.9	7.9
Sr Hi	21762	2428	85.7	5.4	8.9
Total	45325	5328	82.9	8.8	8.3

Table 6.7: Does your mother have a job?

Grade Level	N of Valid	N of Miss	Yes, Full-time	Yes, Part-time	No
6th	5934	549	56.8	21.7	21.6
7th	5431	395	61.6	18.4	19.9
8th	12966	1188	65.4	16.9	17.7
9th	7764	510	66.3	14.3	19.4
10th	9491	672	70.0	11.7	18.4
11th	3993	286	70.6	10.7	18.7
12th	1363	111	74.0	9.0	17.1
Jr Hi	24331	2132	62.5	18.4	19.1
Sr Hi	22611	1579	69.1	12.2	18.7
Total	46942	3711	65.6	15.4	18.9

Table 6.8: What is the educational level of your father?

Grade Level	N of Valid	N of Miss	Some High School	High School Graduate	Some College	College Graduate
6th	5110	1373	17.3	34.6	13.7	34.4
7th	4843	983	19.4	35.9	16.4	28.3
8th	11305	2849	19.0	36.1	16.1	28.8
9th	7033	1241	19.7	38.3	16.6	25.4
10th	8464	1699	19.0	37.9	16.7	26.3
11th	3639	640	18.6	37.7	17.5	26.2
12th	1260	214	18.6	37.5	18.2	25.8
Jr Hi	21258	5205	18.7	35.7	15.6	30.1
Sr Hi	20396	3794	19.2	38.0	16.9	26.0
Total	41654	8999	18.9	36.8	16.2	28.0

Table 6.9: What is the educational level of your mother?

Grade Level	N of Valid	N of Miss	Some High School	High School Graduate	Some College	College Graduate
6th	5388	1095	15.6	28.3	17.1	38.9
7th	5101	725	16.8	31.3	18.5	33.3
8th	12208	1946	15.9	29.9	20.3	34.0
9th	7445	829	17.3	33.1	19.4	30.2
10th	9144	1019	16.4	31.5	21.8	30.3
11th	3847	432	15.0	32.3	20.6	32.1
12th	1332	142	14.3	31.0	23.4	31.3
Jr Hi	22697	3766	16.0	29.8	19.1	35.0
Sr Hi	21768	2422	16.3	32.2	20.9	30.7
Total	44465	6188	16.2	31.0	20.0	32.9

6.2 Student Characteristics

Table 6.10: Do you make good grades?

Grade Level	N of Valid	N of Miss	Never	Seldom	Sometimes	Often	A Lot
6th	6451	32	1.2	2.0	31.2	33.6	32.0
7th	5805	21	1.0	2.7	29.3	36.5	30.6
8th	14086	68	0.9	2.5	30.7	37.7	28.3
9th	8250	24	1.4	2.9	27.9	39.9	27.8
10th	10124	39	0.8	2.0	28.5	42.2	26.6
11th	4263	16	0.9	2.0	25.4	42.4	29.3
12th	1460	14	1.9	1.6	20.6	41.3	34.6
Jr Hi	26342	121	1.0	2.4	30.5	36.4	29.7
Sr Hi	24097	93	1.1	2.3	27.3	41.4	28.0
Total	50439	214	1.0	2.4	28.9	38.8	28.9

Table 6.11: Do you get into trouble at school?

Grade Level	N of Valid	N of Miss	Never	Seldom	Sometimes	Often	A Lot
6th	6428	55	24.4	31.6	31.0	7.5	5.4
7th	5775	51	24.4	34.8	27.9	7.8	5.1
8th	14035	119	24.1	35.7	28.9	6.9	4.5
9th	8225	49	31.4	38.9	21.2	5.2	3.3
10th	10096	67	39.3	38.2	16.8	3.4	2.3
11th	4249	30	44.0	36.8	14.1	2.8	2.3
12th	1460	14	51.8	32.7	11.1	1.5	2.9
Jr Hi	26238	225	24.2	34.5	29.2	7.2	4.8
Sr Hi	24030	160	38.2	37.9	17.5	3.8	2.7
Total	50268	385	30.9	36.1	23.6	5.6	3.8

Table 6.12: Do you take part in school sports teams?

Grade Level	N of Valid	N of Miss	Never	Seldom	Sometimes	Often	A Lot
6th	6151	332	43.7	11.1	16.6	10.7	18.0
7th	5641	185	37.2	12.2	15.3	12.4	22.9
8th	13752	402	36.8	12.8	15.5	12.6	22.3
9th	8077	197	34.5	14.1	15.8	12.5	23.0
10th	9882	281	36.8	13.2	15.7	11.9	22.4
11th	4194	85	39.4	14.5	14.3	10.6	21.3
12th	1434	40	39.8	13.5	13.3	10.9	22.5
Jr Hi	25544	919	38.5	12.2	15.7	12.1	21.4
Sr Hi	23587	603	36.7	13.8	15.3	11.8	22.4
Total	49131	1522	37.6	13.0	15.5	12.0	21.9

Table 6.13: Do you take part in school activities such as band, clubs, etc?

Grade Level	N of Valid	N of Miss	Never	Seldom	Sometimes	Often	A Lot
6th	6422	61	33.5	8.9	12.3	12.8	32.5
7th	5768	58	35.8	10.7	13.0	13.6	26.8
8th	14057	97	35.8	10.5	13.1	13.7	26.9
9th	8226	48	36.9	14.1	16.2	12.9	19.9
10th	10099	64	31.8	11.8	16.7	16.1	23.6
11th	4249	30	29.3	13.2	18.6	16.6	22.4
12th	1453	21	29.5	10.5	16.7	18.7	24.6
Jr Hi	26247	216	35.2	10.2	12.9	13.4	28.3
Sr Hi	24027	163	33.0	12.8	16.8	15.3	22.2
Total	50274	379	34.2	11.4	14.8	14.3	25.3

Table 6.14: Do you take part in community activities such as scouts, rec. teams, youth clubs, etc?

Grade Level	N of Valid	N of Miss	Never	Seldom	Sometimes	Often	A Lot
6th	6384	99	38.2	11.3	14.9	13.0	22.5
7th	5734	92	40.4	13.8	15.4	12.1	18.3
8th	13978	176	43.6	14.1	16.1	11.4	14.8
9th	8183	91	41.4	17.1	17.6	11.9	12.0
10th	10034	129	43.6	16.8	17.4	11.5	10.8
11th	4230	49	39.6	19.4	18.8	11.6	10.7
12th	1452	22	39.3	18.3	18.7	12.6	11.1
Jr Hi	26096	367	41.6	13.4	15.6	12.0	17.4
Sr Hi	23899	291	41.9	17.5	17.8	11.7	11.2
Total	49995	658	41.7	15.3	16.7	11.8	14.5

Table 6.15: Do you attend church, synagogue, etc.?

Grade Level	N of Valid	N of Miss	Never	Seldom	Sometimes	Often	A Lot
6th	6355	128	8.0	8.6	17.9	17.7	47.8
7th	5712	114	8.9	10.4	19.8	19.7	41.1
8th	13875	279	8.2	10.2	20.6	20.0	41.0
9th	8160	114	10.7	11.7	20.2	19.1	38.3
10th	10010	153	9.3	11.8	21.0	19.7	38.2
11th	4218	61	10.6	12.6	21.5	18.2	37.1
12th	1448	26	11.0	13.3	23.0	19.1	33.5
Jr Hi	25942	521	8.3	9.8	19.8	19.4	42.7
Sr Hi	23836	354	10.1	12.0	20.9	19.2	37.8
Total	49778	875	9.2	10.9	20.3	19.3	40.3

Table 6.16: Have you threatened to harm a teacher?

Grade Level	N of Valid	N of Miss	Never	Seldom	Sometimes	Often	A Lot
6th	6341	142	93.1	3.5	1.7	0.7	1.1
7th	5683	143	92.6	3.9	1.6	0.9	1.1
8th	13793	361	91.0	4.9	2.2	0.8	1.2
9th	8086	188	90.3	5.1	2.3	0.9	1.5
10th	9915	248	91.3	4.6	2.2	0.8	1.2
11th	4189	90	91.3	4.5	1.8	0.8	1.6
12th	1427	47	90.0	2.7	2.6	0.8	3.8
Jr Hi	25817	646	91.9	4.3	1.9	0.8	1.1
Sr Hi	23617	573	90.9	4.6	2.2	0.8	1.5
Total	49434	1219	91.4	4.5	2.0	0.8	1.3

Table 6.17: Have you threatened to harm one or both of your parents, guardians, etc.?

Grade Level	N of Valid	N of Miss	Never	Seldom	Sometimes	Often	A Lot
6th	6413	70	93.7	3.4	1.3	0.5	1.1
7th	5766	60	91.8	4.5	1.9	0.8	1.0
8th	14021	133	90.6	5.0	2.5	0.9	1.0
9th	8212	62	88.5	6.2	3.0	0.9	1.3
10th	10077	86	89.9	5.7	2.4	1.0	1.1
11th	4243	36	90.9	5.1	2.0	0.8	1.1
12th	1454	20	89.1	4.5	3.0	1.0	2.3
Jr Hi	26200	263	91.6	4.5	2.1	0.8	1.0
Sr Hi	23986	204	89.5	5.7	2.6	0.9	1.2
Total	50186	467	90.6	5.1	2.3	0.8	1.1

Table 6.18: Do your parents talk with you about the problems of tobacco use?

Grade Level	N of Valid	N of Miss	Never	Seldom	Sometimes	Often	A Lot
6th	6416	67	17.4	13.0	25.0	18.1	26.5
7th	5756	70	19.1	16.8	26.4	17.2	20.5
8th	14017	137	20.5	16.7	25.8	17.1	19.9
9th	8201	73	22.0	20.5	27.3	16.1	14.1
10th	10070	93	23.5	19.9	26.7	14.9	15.1
11th	4240	39	26.3	20.4	27.2	13.0	13.1
12th	1446	28	29.6	21.1	23.9	12.7	12.8
Jr Hi	26189	274	19.4	15.8	25.7	17.4	21.6
Sr Hi	23957	233	23.8	20.3	26.8	14.8	14.3
Total	50146	507	21.5	17.9	26.3	16.2	18.1

Table 6.19: Do your parents talk with you about the problems of alcohol use?

Grade Level	N of Valid	N of Miss	Never	Seldom	Sometimes	Often	A Lot
6th	6416	67	17.2	13.5	24.1	18.8	26.4
7th	5773	53	19.7	17.4	24.6	17.4	20.9
8th	14027	127	21.0	17.1	24.8	17.1	20.0
9th	8201	73	22.4	21.3	26.2	15.5	14.7
10th	10080	83	23.4	20.0	25.9	14.9	15.8
11th	4235	44	24.3	20.9	27.2	14.1	13.5
12th	1449	25	28.3	19.1	25.9	13.5	13.1
Jr Hi	26216	247	19.8	16.3	24.6	17.6	21.7
Sr Hi	23965	225	23.5	20.5	26.2	14.9	14.8
Total	50181	472	21.6	18.3	25.4	16.3	18.4

Table 6.20: Do your parents talk with you about the problems of drug use?

Grade Level	N of Valid	N of Miss	Never	Seldom	Sometimes	Often	A Lot
6th	6392	91	14.5	11.9	22.7	19.1	31.8
7th	5754	72	16.3	15.8	24.2	18.2	25.4
8th	14015	139	17.7	15.3	24.0	18.6	24.4
9th	8193	81	19.9	19.2	25.4	17.7	17.8
10th	10059	104	20.6	18.7	25.5	16.0	19.2
11th	4231	48	22.9	19.4	26.3	14.8	16.6
12th	1454	20	27.2	17.8	24.8	15.1	15.1
Jr Hi	26161	302	16.6	14.6	23.7	18.6	26.4
Sr Hi	23937	253	21.2	18.9	25.6	16.3	18.0
Total	50098	555	18.8	16.7	24.6	17.5	22.4

Table 6.21: Do your teachers talk with you about the problems of alcohol use?

Grade Level	N of Valid	N of Miss	Never	Seldom	Sometimes	Often	A Lot
6th	6378	105	14.8	16.6	26.9	20.0	21.7
7th	5736	90	15.2	19.7	28.9	19.6	16.5
8th	13947	207	19.0	21.6	28.2	17.7	13.5
9th	8180	94	19.2	23.7	30.3	15.7	11.1
10th	10044	119	25.3	28.0	27.0	11.4	8.2
11th	4223	56	29.5	28.6	26.0	9.4	6.6
12th	1447	27	30.1	26.6	25.2	10.4	7.7
Jr Hi	26061	402	17.2	19.9	28.0	18.7	16.2
Sr Hi	23894	296	24.3	26.5	27.8	12.4	8.9
Total	49955	698	20.6	23.1	27.9	15.7	12.7

Table 6.22: Do your teachers talk with you about the problems of drug use?

Grade Level	N of Valid	N of Miss	Never	Seldom	Sometimes	Often	A Lot
6th	6390	93	13.6	16.1	27.1	20.1	23.1
7th	5733	93	13.3	19.3	29.2	20.1	18.2
8th	13955	199	16.6	21.5	28.7	18.3	15.0
9th	8172	102	17.3	23.5	30.6	16.5	12.1
10th	10027	136	22.9	28.3	27.5	12.4	8.9
11th	4229	50	27.0	29.5	26.2	10.0	7.4
12th	1449	25	27.1	26.2	26.2	11.8	8.7
Jr Hi	26078	385	15.1	19.7	28.4	19.1	17.7
Sr Hi	23877	313	22.0	26.7	28.3	13.3	9.7
Total	49955	698	18.4	23.0	28.3	16.4	13.9

Table 6.23: Does your school set clear rules on bringing a gun to school?

Grade Level	N of Valid	N of Miss	Never	Seldom	Sometimes	Often	A Lot
6th	6392	91	4.7	3.6	5.7	11.1	74.8
7th	5755	71	4.8	5.3	7.6	14.9	67.4
8th	13973	181	5.6	6.3	9.1	15.6	63.3
9th	8179	95	6.0	6.7	11.6	19.3	56.4
10th	10044	119	6.7	7.0	10.9	18.7	56.7
11th	4227	52	7.4	7.5	11.1	19.0	55.0
12th	1443	31	8.5	7.7	11.4	18.8	53.5
Jr Hi	26120	343	5.2	5.5	7.9	14.4	67.0
Sr Hi	23893	297	6.7	7.0	11.2	18.9	56.1
Total	50013	640	5.9	6.2	9.5	16.5	61.8

Table 6.24: Does your school set clear rules on using drugs at school?

Grade Level	N of Valid	N of Miss	Never	Seldom	Sometimes	Often	A Lot
6th	6382	101	4.4	3.1	5.9	12.6	74.0
7th	5734	92	4.5	5.0	8.3	16.1	66.1
8th	13917	237	4.9	6.1	9.8	17.2	62.1
9th	8153	121	4.6	6.0	11.9	21.7	55.8
10th	10008	155	5.8	6.6	11.8	20.5	55.4
11th	4207	72	5.9	6.7	12.1	21.3	53.9
12th	1439	35	7.3	8.1	12.6	19.9	52.2
Jr Hi	26033	430	4.7	5.1	8.5	15.8	65.9
Sr Hi	23807	383	5.5	6.5	11.9	21.0	55.1
Total	49840	813	5.1	5.8	10.1	18.3	60.7

Table 6.25: Does your school set clear rules on bullying or threatening other students at school?

Grade Level	N of Valid	N of Miss	Never	Seldom	Sometimes	Often	A Lot
6th	6391	92	3.9	4.0	7.9	18.6	65.5
7th	5749	77	4.6	7.7	13.0	22.2	52.5
8th	14001	153	5.2	6.7	14.2	21.6	52.4
9th	8184	90	7.3	11.6	19.3	24.6	37.2
10th	10029	134	8.3	11.4	19.1	23.4	37.8
11th	4223	56	8.6	11.9	20.6	23.2	35.7
12th	1445	29	11.2	11.1	21.4	21.9	34.5
Jr Hi	26141	322	4.7	6.3	12.4	21.0	55.6
Sr Hi	23881	309	8.2	11.5	19.6	23.7	37.0
Total	50022	631	6.4	8.8	15.8	22.3	46.7

Table 6.26: Does your school punish you when you break the rules?

Grade Level	N of Valid	N of Miss	Never	Seldom	Sometimes	Often	A Lot
6th	6358	125	2.8	2.3	8.9	18.0	68.0
7th	5722	104	2.5	3.3	11.0	21.9	61.4
8th	13909	245	2.5	3.4	11.7	22.1	60.2
9th	8132	142	3.3	4.7	15.5	26.0	50.5
10th	10006	157	2.9	4.4	14.9	25.2	52.6
11th	4190	89	3.3	5.5	17.6	26.4	47.1
12th	1438	36	4.6	6.1	17.7	24.8	46.9
Jr Hi	25989	474	2.6	3.1	10.9	21.1	62.4
Sr Hi	23766	424	3.2	4.8	15.7	25.7	50.5
Total	49755	898	2.9	3.9	13.2	23.3	56.7

Table 6.27: Do your parents set clear rules for you?

Grade Level	N of Valid	N of Miss	Never	Seldom	Sometimes	Often	A Lot
6th	6313	170	2.8	2.9	10.1	17.2	67.1
7th	5670	156	2.8	4.7	13.1	20.7	58.7
8th	13777	377	3.2	5.0	14.1	21.9	55.7
9th	8032	242	4.1	6.6	17.1	24.8	47.5
10th	9876	287	3.5	5.9	16.9	24.6	49.0
11th	4162	117	4.9	6.4	19.6	24.8	44.2
12th	1419	55	6.7	7.8	17.7	25.2	42.6
Jr Hi	25760	703	3.0	4.4	12.9	20.5	59.2
Sr Hi	23489	701	4.2	6.3	17.5	24.7	47.3
Total	49249	1404	3.6	5.3	15.1	22.5	53.5

Table 6.28: Do your parents punish you when you break the rules?

Grade Level	N of Valid	N of Miss	Never	Seldom	Sometimes	Often	A Lot
6th	6369	114	5.2	5.5	17.3	23.3	48.6
7th	5736	90	5.2	8.2	18.5	25.8	42.3
8th	13925	229	5.8	9.0	23.3	23.6	38.3
9th	8166	108	6.8	11.3	22.9	24.3	34.7
10th	10008	155	6.7	11.2	24.7	24.7	32.8
11th	4215	64	8.3	13.0	24.6	24.1	30.1
12th	1439	35	11.1	15.1	23.7	21.4	28.6
Jr Hi	26030	433	5.5	8.0	20.8	24.0	41.7
Sr Hi	23828	362	7.3	11.8	24.0	24.3	32.7
Total	49858	795	6.3	9.8	22.3	24.1	37.4

Table 6.29: Have you been in trouble with the police?

Grade Level	N of Valid	N of Miss	Never	Seldom	Sometimes	Often	A Lot
6th	6369	114	81.7	9.3	4.5	2.0	2.6
7th	5703	123	77.5	11.6	5.3	2.6	2.9
8th	13878	276	72.9	13.8	7.0	3.0	3.4
9th	8126	148	70.9	14.9	7.6	3.0	3.5
10th	9985	178	74.4	14.3	6.3	2.5	2.6
11th	4208	71	73.0	15.8	6.3	2.2	2.7
12th	1443	31	72.4	15.6	5.4	2.4	4.2
Jr Hi	25950	513	76.0	12.2	6.0	2.7	3.1
Sr Hi	23762	428	72.8	14.9	6.7	2.6	3.0
Total	49712	941	74.5	13.5	6.3	2.7	3.0

Table 6.30: Do you take part in gang activities?

Grade Level	N of Valid	N of Miss	Never	Seldom	Sometimes	Often	A Lot
6th	6373	110	89.7	3.9	2.8	1.2	2.4
7th	5733	93	88.9	4.8	2.7	1.6	2.0
8th	13910	244	88.0	4.9	3.1	1.5	2.5
9th	8150	124	88.2	4.8	2.8	1.4	2.7
10th	10019	144	90.4	3.6	2.3	1.3	2.4
11th	4212	67	90.1	3.4	2.5	0.9	3.1
12th	1444	30	88.6	3.0	2.6	1.8	4.0
Jr Hi	26016	447	88.6	4.6	3.0	1.5	2.4
Sr Hi	23825	365	89.5	3.9	2.5	1.3	2.8
Total	49841	812	89.0	4.3	2.8	1.4	2.6

Table 6.31: Have you thought about committing suicide?

Grade Level	N of Valid	N of Miss	Never	Seldom	Sometimes	Often	A Lot
6th	6358	125	81.9	8.0	5.1	1.9	3.2
7th	5747	79	77.3	10.2	6.2	2.5	3.7
8th	13945	209	75.1	10.7	7.5	2.8	3.8
9th	8173	101	70.1	13.5	8.3	3.7	4.4
10th	10021	142	72.7	12.2	8.3	3.0	3.8
11th	4212	67	72.1	13.1	8.4	2.6	3.9
12th	1446	28	71.1	13.0	7.7	3.1	5.0
Jr Hi	26050	413	77.3	9.9	6.6	2.5	3.6
Sr Hi	23852	338	71.6	12.9	8.3	3.2	4.1
Total	49902	751	74.6	11.3	7.4	2.8	3.8

Table 6.32: While NOT at school have you carried a gun for protection or as a weapon?

Grade Level	N of Valid	N of Miss	Never	Seldom	Sometimes	Often	A Lot
6th	6370	113	87.7	4.1	3.8	1.8	2.7
7th	5728	98	85.1	5.4	4.6	2.4	2.6
8th	13944	210	85.1	5.5	4.2	2.3	2.9
9th	8146	128	81.2	6.7	5.4	2.7	3.9
10th	9996	167	84.5	5.6	4.4	2.3	3.3
11th	4188	91	82.2	6.0	5.4	2.6	3.8
12th	1436	38	81.5	5.2	5.2	3.2	4.8
Jr Hi	26042	421	85.7	5.1	4.2	2.2	2.8
Sr Hi	23766	424	82.8	6.0	5.0	2.5	3.7
Total	49808	845	84.3	5.5	4.6	2.4	3.2

Table 6.33: Have you received treatment or counseling for alcohol and/or drug use?

Grade Level	N of Valid	N of Miss	Never	Seldom	Sometimes	Often	A Lot
6th	6328	155	92.8	2.8	2.0	0.9	1.5
7th	5711	115	94.2	2.2	1.8	1.0	0.9
8th	13928	226	94.4	2.3	1.5	0.8	1.1
9th	8143	131	93.9	2.2	1.9	0.8	1.2
10th	9981	182	95.1	2.0	1.4	0.6	0.9
11th	4185	94	94.5	2.2	1.8	0.5	1.0
12th	1435	39	93.2	2.4	1.7	0.6	2.1
Jr Hi	25967	496	94.0	2.4	1.7	0.8	1.1
Sr Hi	23744	446	94.5	2.1	1.7	0.7	1.1
Total	49711	942	94.2	2.3	1.7	0.8	1.1

Table 6.34: Have you been caught using alcohol?

Grade Level	N of Valid	N of Miss	Never	Seldom	Sometimes	Often	A Lot
6th	6343	140	94.2	2.6	1.5	0.7	1.0
7th	5713	113	91.0	4.6	2.2	1.2	1.0
8th	13898	256	88.6	5.3	3.2	1.3	1.6
9th	8133	141	80.5	8.9	5.5	2.3	2.8
10th	9962	201	83.1	7.6	5.3	1.9	2.1
11th	4184	95	77.0	9.8	7.4	2.5	3.3
12th	1432	42	75.3	9.9	7.6	3.5	3.7
Jr Hi	25954	509	90.5	4.5	2.5	1.1	1.3
Sr Hi	23711	479	80.6	8.6	5.9	2.2	2.6
Total	49665	988	85.8	6.5	4.1	1.7	2.0

Table 6.35: Have you been caught using drugs?

Grade Level	N of Valid	N of Miss	Never	Seldom	Sometimes	Often	A Lot
6th	6291	192	95.9	1.7	1.0	0.4	0.9
7th	5651	175	94.2	2.7	1.5	0.7	0.9
8th	13811	343	92.5	3.4	1.8	1.0	1.3
9th	8098	176	88.2	5.0	3.2	1.5	2.1
10th	9907	256	90.6	3.9	2.6	1.2	1.6
11th	4166	113	88.3	5.1	3.6	1.1	1.9
12th	1422	52	87.2	4.6	3.2	1.8	3.2
Jr Hi	25753	710	93.7	2.8	1.6	0.8	1.1
Sr Hi	23593	597	89.2	4.5	3.0	1.3	1.9
Total	49346	1307	91.5	3.7	2.2	1.0	1.5

Table 6.36: Do you have an adult, other than your parent or guardian, that you talk to about problems?

Grade Level	N of Valid	N of Miss	Never	Seldom	Sometimes	Often	A Lot
6th	6345	138	24.0	13.4	21.6	13.7	27.3
7th	5714	112	24.7	14.3	21.7	13.9	25.3
8th	13937	217	23.3	12.4	22.7	15.7	25.9
9th	8128	146	22.9	13.7	23.0	16.6	23.7
10th	9967	196	22.0	12.9	23.7	16.4	24.9
11th	4177	102	23.1	12.9	25.1	16.1	22.8
12th	1427	47	24.9	11.8	22.8	17.3	23.2
Jr Hi	25996	467	23.8	13.1	22.2	14.8	26.1
Sr Hi	23699	491	22.7	13.1	23.7	16.5	24.0
Total	49695	958	23.3	13.1	22.9	15.6	25.1

Table 6.37: Do you buy or sell drugs at school?

Grade Level	N of Valid	N of Miss	Never	Seldom	Sometimes	Often	A Lot
6th	6344	139	97.7	0.6	0.5	0.2	1.0
7th	5710	116	96.6	1.4	0.8	0.4	0.8
8th	13914	240	95.4	1.8	1.2	0.5	1.1
9th	8120	154	90.6	3.4	2.5	1.3	2.2
10th	9945	218	91.6	2.9	2.4	1.0	2.1
11th	4175	104	91.4	2.8	2.3	1.1	2.4
12th	1426	48	89.7	2.5	2.6	1.5	3.7
Jr Hi	25968	495	96.2	1.4	0.9	0.4	1.0
Sr Hi	23666	524	91.1	3.0	2.4	1.2	2.3
Total	49634	1019	93.8	2.2	1.6	0.8	1.6

Table 6.38: Do you buy or sell drugs when NOT at school?

Grade Level	N of Valid	N of Miss	Never	Seldom	Sometimes	Often	A Lot
6th	6332	151	96.3	1.0	1.0	0.4	1.2
7th	5686	140	93.4	2.6	1.8	0.9	1.3
8th	13849	305	90.6	3.2	2.7	1.4	2.0
9th	8095	179	84.4	4.8	4.6	2.5	3.6
10th	9910	253	85.4	4.3	4.4	2.3	3.6
11th	4146	133	82.4	5.1	5.2	3.0	4.3
12th	1410	64	81.1	4.6	5.0	3.1	6.2
Jr Hi	25867	596	92.6	2.6	2.1	1.1	1.7
Sr Hi	23561	629	84.2	4.7	4.7	2.5	3.9
Total	49428	1225	88.6	3.6	3.3	1.8	2.7

Table 6.39: Do your friends use tobacco? (cigarettes, cigars, etc...)?

Grade Level	N of Valid	N of Miss	Never	Seldom	Sometimes	Often	A Lot
6th	6305	178	73.5	8.9	8.6	3.4	5.6
7th	5702	124	57.6	12.5	13.9	7.0	9.0
8th	13851	303	46.5	13.6	17.7	9.3	12.9
9th	8102	172	27.1	13.8	22.5	14.3	22.3
10th	9928	235	28.5	13.0	22.6	14.2	21.7
11th	4166	113	23.5	11.9	22.6	15.9	26.1
12th	1425	49	23.4	9.5	22.6	15.3	29.2
Jr Hi	25858	605	55.5	12.2	14.7	7.4	10.2
Sr Hi	23621	569	26.8	12.9	22.6	14.6	23.1
Total	49479	1174	41.8	12.5	18.4	10.8	16.4

Table 6.40: Do your friends use alcohol? (beer, liquor, etc...)?

Grade Level	N of Valid	N of Miss	Never	Seldom	Sometimes	Often	A Lot
6th	6281	202	78.5	8.2	6.7	2.6	4.0
7th	5681	145	62.7	13.2	11.7	5.5	6.8
8th	13812	342	49.5	15.0	16.7	8.6	10.2
9th	8088	186	25.5	15.5	23.9	15.4	19.7
10th	9929	234	24.6	14.5	25.3	15.8	19.8
11th	4166	113	19.2	12.7	24.3	18.1	25.7
12th	1420	54	19.6	11.5	23.0	17.8	28.2
Jr Hi	25774	689	59.5	12.9	13.2	6.5	7.9
Sr Hi	23603	587	23.6	14.4	24.5	16.2	21.3
Total	49377	1276	42.4	13.6	18.6	11.1	14.3

Table 6.41: Do your friends use drugs? (marijuana, cocaine, etc...)?

Grade Level	N of Valid	N of Miss	Never	Seldom	Sometimes	Often	A Lot
6th	6230	253	87.6	3.8	3.5	1.6	3.5
7th	5636	190	76.8	8.2	6.6	3.2	5.2
8th	13737	417	65.3	10.7	10.1	5.6	8.3
9th	8065	209	45.4	14.7	16.2	9.2	14.5
10th	9867	296	43.1	14.7	17.2	10.0	15.0
11th	4156	123	41.0	15.7	17.3	10.0	16.0
12th	1406	68	40.8	14.1	17.8	11.3	16.0
Jr Hi	25603	860	73.3	8.5	7.7	4.1	6.4
Sr Hi	23494	696	43.4	14.9	16.9	9.8	15.1
Total	49097	1556	59.0	11.5	12.1	6.8	10.6

Table 6.42: Do your parents set clear rules about violent TV, movies and video games?

Grade Level	N of Valid	N of Miss	Never	Seldom	Sometimes	Often	A Lot
6th	6344	139	29.7	15.6	20.1	13.5	21.2
7th	5720	106	36.1	19.5	20.1	11.9	12.4
8th	13934	220	46.2	18.2	17.7	9.1	8.7
9th	8131	143	53.9	18.9	14.3	6.8	6.1
10th	9981	182	57.7	18.3	13.5	5.7	4.8
11th	4179	100	60.8	18.4	11.6	4.8	4.5
12th	1422	52	66.5	15.0	9.5	4.6	4.4
Jr Hi	25998	465	40.0	17.9	18.8	10.8	12.5
Sr Hi	23713	477	57.5	18.3	13.2	5.8	5.2
Total	49711	942	48.3	18.1	16.1	8.4	9.0

Table 6.43: Have you had 5 or more glasses of beer, wine or liquor within a few hours?

Grade Level	N of Valid	N of Miss	Never	Seldom	Sometimes	Often	A Lot
6th	6345	138	92.9	2.6	1.7	0.9	1.9
7th	5695	131	88.4	4.6	2.9	1.5	2.6
8th	13891	263	84.8	5.8	3.9	2.2	3.3
9th	8113	161	71.7	9.2	8.0	4.2	6.9
10th	9935	228	73.2	8.1	7.7	4.0	7.1
11th	4168	111	64.5	9.4	11.2	5.6	9.3
12th	1422	52	61.8	7.2	11.7	6.9	12.4
Jr Hi	25931	532	87.5	4.8	3.2	1.7	2.8
Sr Hi	23638	552	70.5	8.6	8.7	4.5	7.7
Total	49569	1084	79.4	6.6	5.8	3.0	5.1

Table 6.44: Have you driven a car after or while drinking alcohol??

Grade Level	N of Valid	N of Miss	Never	Seldom	Sometimes	Often	A Lot
6th	6322	161	97.0	0.9	0.8	0.4	1.0
7th	5689	137	96.4	1.4	0.9	0.4	0.8
8th	13843	311	95.0	2.1	1.2	0.7	1.0
9th	8100	174	91.0	3.6	2.3	1.1	2.0
10th	9923	240	89.8	4.3	2.6	1.1	2.2
11th	4158	121	78.8	10.4	5.4	1.9	3.5
12th	1414	60	70.8	12.3	8.5	3.3	5.2
Jr Hi	25854	609	95.8	1.7	1.0	0.5	1.0
Sr Hi	23595	595	87.1	5.6	3.4	1.3	2.6
Total	49449	1204	91.6	3.6	2.1	0.9	1.7

Table 6.45: Do you surf the internet for fun?

Grade Level	N of Valid	N of Miss	Never	Seldom	Sometimes	Often	A Lot
6th	6283	200	28.5	12.0	19.5	12.0	28.0
7th	5661	165	20.7	13.6	21.3	13.4	31.0
8th	13821	333	18.1	11.7	23.0	14.5	32.7
9th	8089	185	15.4	13.1	23.6	16.8	31.1
10th	9921	242	16.9	13.3	24.6	15.7	29.5
11th	4165	114	15.7	15.7	25.8	15.3	27.5
12th	1420	54	18.5	12.9	24.7	17.9	26.1
Jr Hi	25765	698	21.2	12.2	21.8	13.7	31.2
Sr Hi	23595	595	16.3	13.6	24.5	16.1	29.5
Total	49360	1293	18.8	12.9	23.1	14.8	30.4

Table 6.46: Have you skipped school in the past year?

Grade Level	N of Valid	N of Miss	Never	Seldom	Sometimes	Often	A Lot
6th	6302	181	85.3	7.5	3.7	1.4	2.1
7th	5660	166	80.2	10.2	5.1	1.6	2.8
8th	13820	334	78.7	10.0	5.4	2.2	3.7
9th	8071	203	65.2	15.1	9.3	4.1	6.4
10th	9903	260	68.0	13.0	9.2	3.7	6.0
11th	4152	127	55.6	17.8	12.5	5.3	8.8
12th	1417	57	47.6	20.0	15.4	6.5	10.5
Jr Hi	25782	681	80.7	9.4	4.9	1.9	3.1
Sr Hi	23543	647	63.6	15.0	10.2	4.3	6.9
Total	49325	1328	72.5	12.1	7.4	3.0	4.9

Table 6.47: Have you seen ads on TV that encourage NO drug use?

Grade Level	N of Valid	N of Miss	Never	Seldom	Sometimes	Often	A Lot
6th	6292	191	16.1	12.0	19.3	16.8	35.8
7th	5680	146	13.2	11.5	21.6	17.8	35.9
8th	13823	331	11.4	10.6	19.7	18.7	39.7
9th	8068	206	10.3	12.2	23.5	21.0	33.0
10th	9898	265	8.9	10.2	20.7	22.9	37.3
11th	4152	127	9.9	9.7	23.2	23.5	33.6
12th	1404	70	12.5	10.3	22.0	22.0	33.3
Jr Hi	25795	668	12.9	11.1	20.0	18.0	37.9
Sr Hi	23522	668	9.8	10.8	22.2	22.3	34.9
Total	49317	1336	11.4	11.0	21.0	20.1	36.5

Table 6.48: Does your school have a security officer?

Grade Level	N of Valid	N of Miss	Yes	No
6th	6222	261	59.6	40.4
7th	5635	191	67.7	32.3
8th	13735	419	76.4	23.6
9th	8034	240	82.6	17.4
10th	9868	295	91.6	8.4
11th	4128	151	75.9	24.1
12th	1405	69	88.2	11.8
Jr Hi	25592	871	70.4	29.6
Sr Hi	23435	755	85.6	14.4
Total	49027	1626	77.7	22.3

Table 6.49: Do you think your school needs a security officer?

Grade Level	N of Valid	N of Miss	Yes	No
6th	6231	252	68.5	31.5
7th	5607	219	65.6	34.4
8th	13690	464	63.1	36.9
9th	8018	256	67.1	32.9
10th	9835	328	72.3	27.7
11th	4121	158	58.0	42.0
12th	1400	74	67.4	32.6
Jr Hi	25528	935	65.0	35.0
Sr Hi	23374	816	67.7	32.3
Total	48902	1751	66.3	33.7

Table 6.50: Does your school have a drug screening program?

Grade Level	N of Valid	N of Miss	Yes	No
6th	5911	572	28.7	71.3
7th	5395	431	22.3	77.7
8th	13107	1047	18.6	81.4
9th	7689	585	31.1	68.9
10th	9557	606	22.8	77.2
11th	4035	244	18.4	81.6
12th	1370	104	18.0	82.0
Jr Hi	24413	2050	21.9	78.1
Sr Hi	22651	1539	24.5	75.5
Total	47064	3589	23.1	76.9

Table 6.51: Does your school's drug screening program include all students?

Grade Level	N of Valid	N of Miss	Yes	No
6th	5637	846	30.2	69.8
7th	5073	753	20.9	79.1
8th	12516	1638	18.1	81.9
9th	7474	800	24.1	75.9
10th	9256	907	14.4	85.6
11th	3910	369	17.4	82.6
12th	1341	133	15.9	84.1
Jr Hi	23226	3237	21.7	78.3
Sr Hi	21981	2209	18.3	81.7
Total	45207	5446	20.0	80.0

Table 6.52: If your school does not screen all students, do you participate in an activity that is part of the drug screening program?

Grade Level	N of Valid	N of Miss	Yes	No
6th	5746	737	25.8	74.2
7th	5141	685	18.0	82.0
8th	12705	1449	17.0	83.0
9th	7567	707	19.6	80.4
10th	9401	762	15.3	84.7
11th	3935	344	13.8	86.2
12th	1368	106	14.2	85.8
Jr Hi	23592	2871	19.4	80.6
Sr Hi	22271	1919	16.4	83.6
Total	45863	4790	17.9	82.1

Table 6.53: Have you been screened for drugs at school?

Grade Level	N of Valid	N of Miss	Yes	No
6th	5978	505	12.5	87.5
7th	5384	442	7.4	92.6
8th	13365	789	8.3	91.7
9th	7851	423	16.6	83.4
10th	9716	447	8.7	91.3
11th	4057	222	14.0	86.0
12th	1384	90	9.5	90.5
Jr Hi	24727	1736	9.1	90.9
Sr Hi	23008	1182	12.4	87.6
Total	47735	2918	10.7	89.3

Table 6.54: Does your school have a student assistance program?

Grade Level	N of Valid	N of Miss	Yes	No
6th	5690	793	49.3	50.7
7th	5292	534	54.7	45.3
8th	12908	1246	49.5	50.5
9th	7540	734	49.9	50.1
10th	9444	719	49.4	50.6
11th	3959	320	42.4	57.6
12th	1365	109	42.0	58.0
Jr Hi	23890	2573	50.6	49.4
Sr Hi	22308	1882	47.9	52.1
Total	46198	4455	49.3	50.7

Table 6.55: Have you participated in the student assistance program?

Grade Level	N of Valid	N of Miss	Yes	No
6th	5742	741	15.9	84.1
7th	5237	589	15.5	84.5
8th	12987	1167	13.0	87.0
9th	7605	669	10.1	89.9
10th	9501	662	9.3	90.7
11th	3978	301	8.7	91.3
12th	1373	101	9.9	90.1
Jr Hi	23966	2497	14.2	85.8
Sr Hi	22457	1733	9.5	90.5
Total	46423	4230	11.9	88.1

Table 6.56: If you participated, was the student assistance program helpful?

Grade Level	N of Valid	N of Miss	Yes	No
6th	5055	1428	30.6	69.4
7th	4557	1269	23.0	77.0
8th	11418	2736	20.0	80.0
9th	6706	1568	15.4	84.6
10th	8111	2052	14.1	85.9
11th	3540	739	13.0	87.0
12th	1242	232	13.7	86.3
Jr Hi	21030	5433	23.2	76.8
Sr Hi	19599	4591	14.3	85.7
Total	40629	10024	18.9	81.1

6.3 Harmful To Health

Table 6.57: Do you feel that using cigarettes is harmful to your health?

Grade Level	N of Valid	N of Miss	No Harm	Some Harm	Harmful	Very Harmful
6th	6329	154	4.1	10.7	31.8	53.4
7th	5695	131	3.9	14.1	32.4	49.6
8th	13821	333	4.8	14.9	31.9	48.4
9th	8056	218	4.9	16.5	31.7	47.0
10th	9882	281	4.2	13.0	30.4	52.4
11th	4156	123	4.3	15.2	29.7	50.8
12th	1414	60	5.7	12.4	27.7	54.2
Jr Hi	25845	618	4.4	13.7	32.0	49.9
Sr Hi	23508	682	4.5	14.5	30.6	50.4
Total	49353	1300	4.5	14.1	31.3	50.1

Table 6.58: Do you feel that using smokeless tobacco is harmful to your health?

Grade Level	N of Valid	N of Miss	No Harm	Some Harm	Harmful	Very Harmful
6th	6315	168	5.1	12.1	27.1	55.7
7th	5667	159	4.8	15.8	29.9	49.5
8th	13785	369	5.7	16.5	29.7	48.2
9th	8043	231	5.7	18.0	31.5	44.8
10th	9856	307	4.8	14.7	31.4	49.1
11th	4149	130	4.8	17.6	31.5	46.1
12th	1410	64	6.2	15.2	27.7	50.9
Jr Hi	25767	696	5.4	15.2	29.1	50.3
Sr Hi	23458	732	5.2	16.4	31.2	47.2
Total	49225	1428	5.3	15.8	30.1	48.8

Table 6.59: Do you feel that using cigars is harmful to your health?

Grade Level	N of Valid	N of Miss	No Harm	Some Harm	Harmful	Very Harmful
6th	6268	215	4.6	15.1	30.3	50.0
7th	5651	175	5.7	17.3	31.0	46.0
8th	13714	440	6.6	20.4	30.6	42.4
9th	8026	248	6.2	20.7	31.8	41.3
10th	9815	348	5.6	19.5	31.8	43.0
11th	4136	143	6.0	20.7	30.3	42.9
12th	1406	68	7.6	16.5	28.9	47.0
Jr Hi	25633	830	5.9	18.4	30.6	45.0
Sr Hi	23383	807	6.0	20.0	31.4	42.6
Total	49016	1637	6.0	19.2	31.0	43.9

Table 6.60: Do you feel that using beer is harmful to your health?

Grade Level	N of Valid	N of Miss	No Harm	Some Harm	Harmful	Very Harmful
6th	6291	192	7.4	21.7	27.5	43.4
7th	5650	176	8.2	24.5	27.8	39.6
8th	13721	433	10.5	27.8	27.6	34.0
9th	8021	253	10.5	29.5	27.0	33.0
10th	9834	329	10.0	31.0	26.6	32.4
11th	4140	139	11.1	32.9	24.4	31.5
12th	1406	68	12.0	29.9	23.8	34.2
Jr Hi	25662	801	9.2	25.6	27.6	37.5
Sr Hi	23401	789	10.5	30.8	26.2	32.6
Total	49063	1590	9.8	28.1	26.9	35.2

Table 6.61: Do you feel that using wine coolers is harmful to your health?

Grade Level	N of Valid	N of Miss	No Harm	Some Harm	Harmful	Very Harmful
6th	6264	219	14.2	27.0	22.6	36.2
7th	5630	196	16.2	30.3	22.1	31.4
8th	13694	460	24.7	33.2	18.4	23.8
9th	8024	250	21.4	33.9	20.5	24.3
10th	9823	340	24.4	36.3	17.9	21.4
11th	4136	143	22.9	37.4	16.8	22.9
12th	1406	68	23.4	34.6	16.0	26.0
Jr Hi	25588	875	20.2	31.0	20.2	28.5
Sr Hi	23389	801	23.0	35.6	18.5	22.9
Total	48977	1676	21.6	33.2	19.4	25.8

Table 6.62: Do you feel that using liquor is harmful to your health?

Grade Level	N of Valid	N of Miss	No Harm	Some Harm	Harmful	Very Harmful
6th	6279	204	4.9	12.0	27.1	56.0
7th	5646	180	5.4	15.8	28.6	50.3
8th	13705	449	7.1	17.7	28.9	46.3
9th	8017	257	8.6	20.6	29.7	41.1
10th	9812	351	8.3	21.7	29.2	40.8
11th	4133	146	9.1	24.0	28.1	38.8
12th	1403	71	11.3	22.5	26.2	40.0
Jr Hi	25630	833	6.2	15.8	28.4	49.5
Sr Hi	23365	825	8.7	21.7	29.0	40.5
Total	48995	1658	7.4	18.7	28.7	45.2

Table 6.63: Do you feel that using marijuana is harmful to your health?

Grade Level	N of Valid	N of Miss	No Harm	Some Harm	Harmful	Very Harmful
6th	6276	207	3.9	2.9	9.7	83.5
7th	5652	174	4.9	4.8	11.6	78.6
8th	13685	469	7.8	7.8	14.4	70.0
9th	8025	249	9.7	11.0	17.4	62.0
10th	9821	342	11.5	13.2	18.0	57.3
11th	4138	141	12.9	13.5	19.6	53.9
12th	1405	69	14.8	15.4	19.0	50.8
Jr Hi	25613	850	6.2	6.0	12.6	75.2
Sr Hi	23389	801	11.3	12.6	18.1	57.9
Total	49002	1651	8.7	9.1	15.2	67.0

Table 6.64: Do you feel that using cocaine is harmful to your health?

Grade Level	N of Valid	N of Miss	No Harm	Some Harm	Harmful	Very Harmful
6th	6262	221	3.2	1.7	8.4	86.8
7th	5651	175	2.7	2.4	9.0	85.9
8th	13699	455	3.3	2.3	9.4	85.1
9th	8026	248	3.4	2.8	10.3	83.4
10th	9845	318	3.1	2.2	8.8	85.9
11th	4138	141	3.2	2.7	9.3	84.8
12th	1403	71	5.1	2.4	9.8	82.7
Jr Hi	25612	851	3.1	2.2	9.0	85.7
Sr Hi	23412	778	3.4	2.5	9.5	84.6
Total	49024	1629	3.2	2.3	9.2	85.2

Table 6.65: Do you feel that using uppers is harmful to your health?

Grade Level	N of Valid	N of Miss	No Harm	Some Harm	Harmful	Very Harmful
6th	6159	324	4.2	5.8	17.4	72.5
7th	5601	225	3.1	3.9	14.3	78.7
8th	13603	551	3.8	5.2	15.8	75.1
9th	8012	262	3.8	4.3	13.6	78.3
10th	9820	343	3.4	3.6	12.6	80.4
11th	4127	152	3.4	3.6	11.9	81.1
12th	1398	76	4.9	3.4	11.4	80.3
Jr Hi	25363	1100	3.8	5.1	15.9	75.3
Sr Hi	23357	833	3.6	3.8	12.8	79.8
Total	48720	1933	3.7	4.5	14.4	77.4

Table 6.66: Do you feel that using downers is harmful to your health?

Grade Level	N of Valid	N of Miss	No Harm	Some Harm	Harmful	Very Harmful
6th	6132	351	5.1	8.9	21.4	64.6
7th	5591	235	4.5	7.5	20.8	67.2
8th	13565	589	5.2	9.7	22.0	63.1
9th	8004	270	4.6	7.5	20.2	67.7
10th	9797	366	4.1	7.3	19.1	69.5
11th	4129	150	4.1	7.2	16.5	72.1
12th	1395	79	5.5	5.8	15.9	72.8
Jr Hi	25288	1175	5.0	9.0	21.6	64.4
Sr Hi	23325	865	4.4	7.3	18.8	69.5
Total	48613	2040	4.7	8.2	20.3	66.9

Table 6.67: Do you feel that using inhalants is harmful to your health?

Grade Level	N of Valid	N of Miss	No Harm	Some Harm	Harmful	Very Harmful
6th	6183	300	6.4	12.5	21.0	60.2
7th	5613	213	5.1	11.4	21.5	62.0
8th	13644	510	6.5	12.8	21.6	59.0
9th	8013	261	4.8	9.2	19.7	66.3
10th	9810	353	4.3	8.5	19.5	67.8
11th	4131	148	4.1	7.4	16.8	71.7
12th	1395	79	5.8	4.1	15.8	74.3
Jr Hi	25440	1023	6.2	12.4	21.5	59.9
Sr Hi	23349	841	4.5	8.2	18.9	68.4
Total	48789	1864	5.4	10.4	20.2	64.0

Table 6.68: Do you feel that using hallucinogens is harmful to your health?

Grade Level	N of Valid	N of Miss	No Harm	Some Harm	Harmful	Very Harmful
6th	6081	402	4.0	5.0	17.2	73.8
7th	5551	275	3.1	4.6	16.4	76.0
8th	13457	697	3.8	5.3	17.0	73.9
9th	7997	277	3.7	4.1	14.5	77.7
10th	9775	388	3.3	3.2	13.1	80.3
11th	4138	141	3.4	3.5	11.8	81.3
12th	1397	77	5.1	3.1	11.1	80.7
Jr Hi	25089	1374	3.7	5.1	16.9	74.3
Sr Hi	23307	883	3.6	3.6	13.2	79.6
Total	48396	2257	3.6	4.3	15.1	76.9

Table 6.69: Do you feel that using heroin is harmful to your health?

Grade Level	N of Valid	N of Miss	No Harm	Some Harm	Harmful	Very Harmful
6th	6134	349	3.9	4.3	14.2	77.7
7th	5592	234	2.8	3.1	13.3	80.8
8th	13583	571	3.5	3.6	13.3	79.6
9th	8004	270	3.3	2.7	11.3	82.7
10th	9781	382	3.0	2.4	9.6	85.0
11th	4131	148	3.1	2.4	8.7	85.9
12th	1394	80	4.4	2.2	8.6	84.8
Jr Hi	25309	1154	3.4	3.7	13.5	79.4
Sr Hi	23310	880	3.2	2.5	10.0	84.4
Total	48619	2034	3.3	3.1	11.8	81.8

Table 6.70: Do you feel that using steroids is harmful to your health?

Grade Level	N of Valid	N of Miss	No Harm	Some Harm	Harmful	Very Harmful
6th	6144	339	5.2	8.0	21.1	65.7
7th	5583	243	4.0	8.1	20.5	67.4
8th	13552	602	4.5	9.0	23.1	63.4
9th	7989	285	4.1	8.4	21.0	66.5
10th	9777	386	3.6	7.4	21.1	68.0
11th	4122	157	3.6	6.7	18.7	71.0
12th	1395	79	5.4	5.3	16.4	72.8
Jr Hi	25279	1184	4.5	8.6	22.1	64.8
Sr Hi	23283	907	3.9	7.5	20.3	68.3
Total	48562	2091	4.2	8.0	21.2	66.5

Table 6.71: Do you feel that using ecstasy is harmful to your health?

Grade Level	N of Valid	N of Miss	No Harm	Some Harm	Harmful	Very Harmful
6th	6098	385	4.2	5.6	15.9	74.3
7th	5551	275	3.4	4.3	14.3	77.9
8th	13512	642	4.0	5.0	15.1	75.9
9th	7988	286	3.9	4.3	13.2	78.5
10th	9771	392	3.8	3.8	12.2	80.3
11th	4124	155	3.6	4.2	12.0	80.2
12th	1398	76	5.2	3.6	11.4	79.8
Jr Hi	25161	1302	3.9	5.0	15.1	76.0
Sr Hi	23281	909	3.9	4.0	12.5	79.6
Total	48442	2211	3.9	4.5	13.8	77.7

Table 6.72: Do you feel that using OxyContin is harmful to your health?

Grade Level	N of Valid	N of Miss	No Harm	Some Harm	Harmful	Very Harmful
6th	6077	406	5.4	6.7	17.7	70.1
7th	5530	296	4.4	5.2	15.7	74.7
8th	13367	787	4.7	6.4	18.1	70.7
9th	7964	310	4.8	6.0	15.3	73.9
10th	9714	449	4.2	5.5	15.0	75.3
11th	4104	175	4.3	5.3	13.0	77.4
12th	1394	80	5.5	3.8	13.0	77.8
Jr Hi	24974	1489	4.8	6.2	17.5	71.5
Sr Hi	23176	1014	4.5	5.5	14.6	75.3
Total	48150	2503	4.7	5.9	16.1	73.3

6.4 Within The Past Year How Often Have You Used

Table 6.73: Within the past year how often have you smoked cigarettes?

Grade Level	N of Valid	N of Miss	Did Not Use	1/yr	6/yr	1/mo	2/mo	1/wk	3/wk	Every Day
6th	6353	130	87.9	5.0	1.9	0.7	0.7	0.9	1.2	1.7
7th	5706	120	80.8	7.1	2.4	1.1	1.4	1.7	2.2	3.3
8th	13876	278	77.0	7.8	2.9	1.7	1.6	2.2	2.3	4.4
9th	8090	184	67.9	8.4	4.0	2.2	1.9	2.6	3.6	9.4
10th	9890	273	71.0	7.3	3.9	1.9	1.7	2.3	3.1	8.8
11th	4153	126	65.2	7.3	4.6	2.1	2.2	2.5	4.2	11.9
12th	1407	67	64.7	6.3	3.1	1.0	2.1	1.9	4.1	16.8
Jr Hi	25935	528	80.5	6.9	2.5	1.3	1.3	1.8	2.0	3.5
Sr Hi	23540	650	68.5	7.6	4.0	2.0	1.9	2.4	3.5	10.0
Total	49475	1178	74.8	7.3	3.2	1.6	1.6	2.1	2.7	6.6

Table 6.74: Within the past year how often have you used smokeless tobacco?

Grade Level	N of Valid	N of Miss	Did Not Use	1/yr	6/yr	1/mo	2/mo	1/wk	3/wk	Every Day
6th	6332	151	94.3	1.9	0.6	0.5	0.3	0.5	0.6	1.1
7th	5681	145	90.1	3.5	1.5	1.0	0.6	0.7	1.0	1.6
8th	13832	322	91.4	2.8	1.1	0.7	0.6	0.7	0.9	1.8
9th	8084	190	85.1	3.8	2.0	1.2	1.1	1.2	1.8	4.0
10th	9875	288	88.8	3.0	1.3	0.8	0.6	0.8	1.2	3.5
11th	4146	133	86.8	3.0	1.3	1.0	0.5	0.7	1.3	5.4
12th	1405	69	85.6	2.8	1.6	0.6	0.9	0.9	1.6	5.8
Jr Hi	25845	618	91.8	2.8	1.1	0.7	0.5	0.7	0.8	1.6
Sr Hi	23510	680	87.0	3.2	1.6	0.9	0.8	0.9	1.4	4.1
Total	49355	1298	89.5	3.0	1.3	0.8	0.6	0.8	1.1	2.8

Table 6.75: Within the past year how often have you smoked cigars?

Grade Level	N of Valid	N of Miss	Did Not Use	Did						Every Day
				1/yr	6/yr	1/mo	2/mo	1/wk	3/wk	
6th	6310	173	94.3	2.2	0.8	0.5	0.5	0.4	0.3	1.0
7th	5662	164	91.2	3.5	1.1	1.0	0.9	0.7	0.6	1.0
8th	13778	376	88.2	4.7	1.6	1.2	1.1	1.0	1.0	1.1
9th	8048	226	81.3	6.3	2.9	2.3	1.7	2.0	1.5	2.0
10th	9847	316	82.3	6.1	2.8	2.0	1.8	1.6	1.4	2.0
11th	4137	142	79.0	5.9	3.3	2.9	2.5	1.9	1.7	2.6
12th	1401	73	76.7	5.4	3.8	3.1	1.9	2.5	1.9	4.9
Jr Hi	25750	713	90.4	3.9	1.3	1.0	0.9	0.8	0.7	1.0
Sr Hi	23433	757	81.0	6.1	3.0	2.3	1.9	1.8	1.6	2.3
Total	49183	1470	85.9	4.9	2.1	1.6	1.4	1.3	1.1	1.6

Table 6.76: Within the past year how often have you drunk beer?

Grade Level	N of Valid	N of Miss	Did Not Use	Did						Every Day
				1/yr	6/yr	1/mo	2/mo	1/wk	3/wk	
6th	6283	200	85.3	8.1	1.9	1.2	0.8	1.0	0.6	1.1
7th	5680	146	77.4	10.4	4.0	2.0	1.9	1.6	1.3	1.3
8th	13756	398	71.1	13.0	5.2	2.8	2.6	2.4	1.6	1.4
9th	8055	219	59.2	13.0	7.2	5.1	4.8	5.3	3.0	2.3
10th	9836	327	61.1	12.0	7.1	4.7	5.1	5.1	2.8	2.2
11th	4131	148	55.2	9.5	8.3	6.4	6.3	7.4	4.0	2.9
12th	1398	76	52.4	10.5	7.9	5.9	5.8	8.6	4.4	4.6
Jr Hi	25719	744	76.0	11.2	4.1	2.2	2.0	1.9	1.3	1.3
Sr Hi	23420	770	58.9	11.8	7.4	5.2	5.3	5.8	3.2	2.5
Total	49139	1514	67.8	11.5	5.7	3.7	3.6	3.7	2.2	1.9

Table 6.77: Within the past year how often have you drunk wine coolers?

Grade Level	N of Valid	N of Miss	Did Not Use	Did						Every Day
				1/yr	6/yr	1/mo	2/mo	1/wk	3/wk	
6th	6275	208	83.0	9.7	2.2	1.5	0.9	0.8	0.7	1.2
7th	5663	163	75.4	12.0	3.9	2.3	2.1	1.5	1.4	1.4
8th	13756	398	64.5	16.6	6.2	3.4	3.2	2.4	1.8	1.8
9th	8034	240	57.8	15.7	8.4	4.8	4.8	3.9	2.4	2.2
10th	9833	330	55.7	16.3	9.2	5.4	4.9	4.3	2.2	2.1
11th	4136	143	55.2	13.3	9.7	6.3	5.7	5.5	2.0	2.3
12th	1400	74	54.8	13.6	9.6	6.1	5.1	4.3	2.8	3.9
Jr Hi	25694	769	71.4	13.9	4.7	2.7	2.4	1.8	1.5	1.5
Sr Hi	23403	787	56.3	15.4	9.0	5.4	5.0	4.4	2.2	2.3
Total	49097	1556	64.2	14.6	6.8	4.0	3.7	3.0	1.8	1.9

Table 6.78: Within the past year how often have you drunk liquor?

Grade Level	N of Valid	N of Miss	Did Not Use	Did						Every Day
				1/yr	6/yr	1/mo	2/mo	1/wk	3/wk	
6th	6273	210	91.2	4.3	1.0	0.8	0.5	0.8	0.4	1.0
7th	5663	163	84.6	6.7	2.3	1.6	1.6	1.3	0.8	1.1
8th	13727	427	77.4	9.9	3.6	2.3	2.1	1.9	1.4	1.3
9th	8049	225	62.2	12.0	6.4	4.4	5.0	4.9	2.6	2.5
10th	9824	339	60.0	12.9	7.0	5.1	5.5	4.9	2.4	2.2
11th	4133	146	51.7	11.4	9.1	7.1	7.4	7.6	3.2	2.5
12th	1406	68	48.5	11.0	10.0	6.8	8.2	7.2	3.8	4.6
Jr Hi	25663	800	82.4	7.8	2.7	1.8	1.6	1.5	1.0	1.2
Sr Hi	23412	778	58.6	12.2	7.3	5.3	5.8	5.5	2.7	2.5
Total	49075	1578	71.0	9.9	4.9	3.5	3.6	3.4	1.8	1.8

Table 6.79: Within the past year how often have you smoked marijuana?

Grade Level	N of Valid	N of Miss	Did Not Use	Did						Every Day
				1/yr	6/yr	1/mo	2/mo	1/wk	3/wk	
6th	6282	201	95.1	1.5	0.6	0.5	0.4	0.4	0.5	1.1
7th	5650	176	91.2	2.5	1.0	0.7	0.8	1.0	1.1	1.7
8th	13740	414	86.2	4.0	1.7	1.3	1.1	1.5	1.8	2.3
9th	8058	216	76.4	5.9	2.8	2.1	2.3	2.8	3.1	4.6
10th	9821	342	75.5	6.5	3.1	2.1	2.4	2.7	3.1	4.6
11th	4140	139	72.4	6.5	4.0	2.1	2.5	2.5	3.9	6.0
12th	1400	74	69.9	6.8	3.6	2.5	2.6	1.7	5.4	7.5
Jr Hi	25672	791	89.5	3.1	1.3	1.0	0.9	1.1	1.3	1.9
Sr Hi	23419	771	74.9	6.3	3.2	2.2	2.4	2.6	3.4	5.0
Total	49091	1562	82.5	4.6	2.2	1.5	1.6	1.9	2.3	3.4

Table 6.80: Within the past year how often have you used cocaine?

Grade Level	N of Valid	N of Miss	Did Not Use	Did						Every Day
				1/yr	6/yr	1/mo	2/mo	1/wk	3/wk	
6th	6261	222	97.8	0.4	0.2	0.2	0.2	0.2	0.1	0.8
7th	5657	169	96.8	0.8	0.4	0.3	0.3	0.3	0.3	0.8
8th	13766	388	96.9	0.9	0.3	0.3	0.2	0.3	0.3	0.8
9th	8046	228	94.7	1.4	0.6	0.6	0.5	0.3	0.3	1.7
10th	9817	346	95.3	1.1	0.5	0.4	0.5	0.4	0.4	1.4
11th	4133	146	94.1	1.5	0.8	0.6	0.6	0.5	0.4	1.6
12th	1395	79	91.8	1.5	0.6	0.4	0.4	0.9	0.7	3.7
Jr Hi	25684	779	97.1	0.7	0.3	0.3	0.2	0.3	0.3	0.8
Sr Hi	23391	799	94.7	1.3	0.6	0.5	0.5	0.4	0.4	1.7
Total	49075	1578	95.9	1.0	0.4	0.4	0.4	0.3	0.3	1.2

Table 6.81: Within the past year how often have you used uppers?

Grade Level	N of Valid	N of Miss	Did Not Use	Did						Every Day
				1/yr	6/yr	1/mo	2/mo	1/wk	3/wk	
6th	6225	258	97.8	0.4	0.2	0.2	0.2	0.3	0.1	0.8
7th	5656	170	96.9	0.8	0.4	0.4	0.3	0.3	0.2	0.7
8th	13718	436	96.9	0.8	0.5	0.3	0.2	0.3	0.3	0.8
9th	8042	232	93.7	1.6	0.8	0.7	0.5	0.5	0.6	1.6
10th	9816	347	94.8	1.0	0.6	0.5	0.5	0.6	0.4	1.5
11th	4129	150	95.0	1.0	0.6	0.5	0.6	0.5	0.4	1.5
12th	1396	78	91.9	1.4	0.9	0.6	0.4	0.4	1.0	3.4
Jr Hi	25599	864	97.1	0.7	0.4	0.3	0.2	0.3	0.2	0.8
Sr Hi	23383	807	94.3	1.3	0.7	0.6	0.5	0.5	0.5	1.6
Total	48982	1671	95.8	1.0	0.5	0.4	0.4	0.4	0.4	1.2

Table 6.82: Within the past year how often have you used downers?

Grade Level	N of Valid	N of Miss	Did Not Use	Did						Every Day
				1/yr	6/yr	1/mo	2/mo	1/wk	3/wk	
6th	6218	265	97.6	0.5	0.2	0.2	0.2	0.3	0.1	0.8
7th	5642	184	96.7	0.9	0.4	0.3	0.3	0.3	0.3	0.9
8th	13695	459	96.2	1.0	0.5	0.4	0.3	0.4	0.3	0.9
9th	8039	235	92.6	1.7	1.1	0.9	0.7	0.7	0.5	1.8
10th	9802	361	94.4	1.1	0.8	0.7	0.7	0.5	0.4	1.4
11th	4125	154	93.7	1.3	0.8	0.9	0.6	0.7	0.5	1.6
12th	1399	75	91.4	1.4	0.9	0.9	0.9	0.5	0.6	3.4
Jr Hi	25555	908	96.6	0.9	0.4	0.3	0.3	0.3	0.3	0.9
Sr Hi	23365	825	93.5	1.4	0.9	0.8	0.7	0.6	0.5	1.7
Total	48920	1733	95.1	1.1	0.6	0.6	0.5	0.4	0.4	1.3

Table 6.83: Within the past year how often have you used inhalants?

Grade Level	N of Valid	N of Miss	Did Not Use	Did						Every Day
				1/yr	6/yr	1/mo	2/mo	1/wk	3/wk	
6th	6216	267	94.8	1.9	0.8	0.5	0.2	0.4	0.3	0.9
7th	5652	174	93.7	2.3	0.8	0.6	0.5	0.3	0.5	1.2
8th	13697	457	93.7	2.5	0.9	0.6	0.5	0.5	0.4	1.0
9th	8032	242	93.3	2.0	1.1	0.6	0.5	0.5	0.4	1.6
10th	9803	360	94.9	1.4	0.8	0.6	0.4	0.4	0.3	1.3
11th	4130	149	95.2	1.1	0.8	0.4	0.5	0.3	0.4	1.4
12th	1398	76	93.3	1.1	0.4	0.5	0.7	0.5	0.4	3.1
Jr Hi	25565	898	94.0	2.3	0.9	0.6	0.4	0.4	0.4	1.0
Sr Hi	23363	827	94.3	1.5	0.9	0.6	0.5	0.4	0.4	1.5
Total	48928	1725	94.1	1.9	0.9	0.6	0.4	0.4	0.4	1.2

Table 6.84: Within the past year how often have you used hallucinogens?

Grade Level	N of Valid	N of Miss	Did Not Use	Did						Every Day
				1/yr	6/yr	1/mo	2/mo	1/wk	3/wk	
6th	6178	305	98.0	0.5	0.2	0.2	0.2	0.2	0.0	0.7
7th	5640	186	97.5	0.5	0.2	0.3	0.3	0.2	0.2	0.8
8th	13666	488	97.5	0.6	0.4	0.2	0.2	0.2	0.1	0.8
9th	8036	238	95.0	1.1	0.9	0.5	0.4	0.4	0.3	1.5
10th	9782	381	96.0	1.0	0.4	0.4	0.4	0.3	0.2	1.2
11th	4127	152	95.5	1.2	0.7	0.4	0.3	0.2	0.3	1.4
12th	1395	79	93.3	0.8	0.4	0.7	0.6	0.5	0.3	3.4
Jr Hi	25484	979	97.6	0.6	0.3	0.3	0.2	0.2	0.1	0.8
Sr Hi	23340	850	95.4	1.0	0.6	0.5	0.4	0.3	0.3	1.5
Total	48824	1829	96.6	0.8	0.4	0.4	0.3	0.3	0.2	1.1

Table 6.85: Within the past year how often have you used heroin?

Grade Level	N of Valid	N of Miss	Did Not Use	Did						Every Day
				1/yr	6/yr	1/mo	2/mo	1/wk	3/wk	
6th	6197	286	98.0	0.4	0.2	0.1	0.2	0.1	0.1	0.9
7th	5643	183	97.7	0.6	0.2	0.2	0.1	0.1	0.2	0.8
8th	13688	466	97.6	0.6	0.2	0.2	0.2	0.2	0.2	0.8
9th	8034	240	96.6	0.6	0.4	0.3	0.2	0.2	0.2	1.4
10th	9793	370	97.2	0.5	0.2	0.3	0.2	0.2	0.2	1.2
11th	4128	151	96.8	0.5	0.3	0.2	0.4	0.1	0.3	1.3
12th	1396	78	94.5	0.3	0.6	0.4	0.2	0.2	0.5	3.3
Jr Hi	25528	935	97.7	0.5	0.2	0.2	0.2	0.2	0.2	0.8
Sr Hi	23351	839	96.7	0.5	0.3	0.3	0.2	0.2	0.2	1.4
Total	48879	1774	97.2	0.5	0.3	0.2	0.2	0.2	0.2	1.1

Table 6.86: Within the past year how often have you used steroids?

Grade Level	N of Valid	N of Miss	Did Not Use	Did						Every Day
				1/yr	6/yr	1/mo	2/mo	1/wk	3/wk	
6th	6204	279	97.7	0.5	0.3	0.2	0.3	0.1	0.1	0.8
7th	5640	186	97.4	0.9	0.1	0.2	0.2	0.1	0.2	0.8
8th	13640	514	97.6	0.5	0.3	0.2	0.2	0.1	0.1	0.8
9th	8021	253	96.4	0.6	0.4	0.2	0.3	0.2	0.3	1.4
10th	9788	375	97.0	0.6	0.3	0.2	0.2	0.2	0.2	1.1
11th	4130	149	96.6	0.4	0.4	0.2	0.3	0.4	0.3	1.5
12th	1395	79	94.3	0.6	0.5	0.3	0.1	0.3	0.5	3.4
Jr Hi	25484	979	97.6	0.6	0.3	0.2	0.2	0.1	0.2	0.8
Sr Hi	23334	856	96.6	0.6	0.4	0.2	0.3	0.3	0.3	1.4
Total	48818	1835	97.1	0.6	0.3	0.2	0.2	0.2	0.2	1.1

Table 6.87: Within the past year how often have you used ecstasy?

Grade Level	N of Valid	N of Miss	Did Not Use	Did						Every Day
				1/yr	6/yr	1/mo	2/mo	1/wk	3/wk	
6th	6194	289	97.8	0.4	0.3	0.3	0.2	0.2	0.1	0.8
7th	5630	196	97.2	1.0	0.2	0.2	0.3	0.3	0.2	0.7
8th	13661	493	96.7	1.1	0.3	0.3	0.3	0.2	0.2	0.9
9th	8018	256	94.4	1.6	0.7	0.6	0.4	0.4	0.4	1.5
10th	9781	382	95.1	1.6	0.6	0.5	0.4	0.3	0.3	1.2
11th	4119	160	94.2	1.8	0.7	0.6	0.6	0.3	0.3	1.4
12th	1397	77	91.4	1.7	1.4	0.6	0.4	0.5	0.6	3.4
Jr Hi	25485	978	97.1	0.9	0.3	0.3	0.3	0.2	0.2	0.8
Sr Hi	23315	875	94.5	1.6	0.7	0.5	0.4	0.3	0.4	1.5
Total	48800	1853	95.8	1.2	0.5	0.4	0.3	0.3	0.3	1.1

Table 6.88: Within the past year how often have you used OxyContin?

Grade Level	N of Valid	N of Miss	Did Not Use	Did						Every Day
				1/yr	6/yr	1/mo	2/mo	1/wk	3/wk	
6th	6178	305	97.5	0.6	0.3	0.2	0.2	0.1	0.1	1.0
7th	5624	202	97.1	1.0	0.2	0.4	0.3	0.1	0.2	0.7
8th	13616	538	97.2	0.8	0.3	0.3	0.2	0.2	0.2	0.8
9th	8019	255	94.0	1.6	0.8	0.5	0.5	0.5	0.5	1.6
10th	9776	387	95.2	1.3	0.7	0.5	0.5	0.3	0.3	1.3
11th	4124	155	94.2	1.6	0.9	0.5	0.5	0.4	0.3	1.6
12th	1391	83	93.3	0.5	0.6	0.5	0.6	0.5	0.5	3.5
Jr Hi	25418	1045	97.2	0.8	0.3	0.3	0.2	0.2	0.2	0.8
Sr Hi	23310	880	94.5	1.4	0.8	0.5	0.5	0.4	0.4	1.6
Total	48728	1925	95.9	1.1	0.5	0.4	0.4	0.3	0.3	1.2

Table 6.89: Within the past year how often have you used tobacco?

Grade Level	N of Valid	N of Miss	Did Not Use	Did						Every Day
				1/yr	6/yr	1/mo	2/mo	1/wk	3/wk	
6th	6379	104	85.3	5.8	2.1	1.0	0.9	1.1	1.5	2.1
7th	5728	98	76.7	8.1	3.2	1.5	1.7	1.9	2.7	4.3
8th	13919	235	73.1	8.9	3.5	1.9	1.9	2.4	2.9	5.4
9th	8118	156	61.7	8.9	4.9	2.7	2.5	3.1	4.3	11.9
10th	9927	236	65.4	8.8	4.4	2.1	2.2	2.6	3.7	10.8
11th	4167	112	59.0	8.1	4.9	2.5	2.7	2.9	4.4	15.6
12th	1412	62	57.8	7.1	5.1	1.3	2.4	2.4	4.2	19.7
Jr Hi	26026	437	76.9	8.0	3.1	1.6	1.6	2.0	2.5	4.4
Sr Hi	23624	566	62.5	8.6	4.7	2.3	2.4	2.8	4.1	12.6
Total	49650	1003	70.1	8.3	3.9	1.9	2.0	2.4	3.3	8.3

Table 6.90: Within the past year how often have you drunk alcohol?

Grade Level	N of Valid	N of Miss	Did Not Use	Did						Every Day
				1/yr	6/yr	1/mo	2/mo	1/wk	3/wk	
6th	6349	134	77.0	13.1	2.9	1.8	1.2	1.4	1.1	1.5
7th	5709	117	67.3	15.5	5.5	2.8	2.8	2.4	1.8	1.9
8th	13867	287	55.9	20.0	7.7	4.2	3.9	3.6	2.5	2.3
9th	8098	176	45.4	17.8	10.6	6.1	6.5	6.5	4.1	3.1
10th	9896	267	42.4	18.5	11.5	6.5	7.2	7.1	3.9	2.9
11th	4163	116	39.3	13.5	12.1	8.1	8.7	9.6	5.2	3.5
12th	1411	63	36.6	14.5	10.9	7.4	8.4	11.0	5.8	5.4
Jr Hi	25925	538	63.6	17.3	6.0	3.3	3.0	2.8	2.0	2.0
Sr Hi	23568	622	42.6	17.1	11.3	6.7	7.3	7.5	4.3	3.2
Total	49493	1160	53.6	17.2	8.5	4.9	5.0	5.1	3.1	2.6

Table 6.91: Within the past year how often have you used illicit drugs?

Grade Level	N of Valid	N of Miss	Did Not Use	Did						Every Day
				1/yr	6/yr	1/mo	2/mo	1/wk	3/wk	
6th	6384	99	90.5	3.3	1.3	0.7	0.8	0.7	0.8	1.9
7th	5727	99	86.4	4.3	1.6	1.1	1.1	1.1	1.5	2.9
8th	13897	257	82.0	5.7	2.3	1.6	1.4	1.8	2.1	3.2
9th	8121	153	72.7	6.9	3.3	2.4	2.5	3.1	3.3	5.8
10th	9896	267	73.0	6.9	3.4	2.4	2.6	2.8	3.3	5.5
11th	4168	111	70.3	6.7	4.0	2.1	2.7	2.8	4.2	7.2
12th	1409	65	68.3	6.9	3.6	2.3	2.6	2.0	5.3	9.1
Jr Hi	26008	455	85.1	4.8	1.9	1.3	1.2	1.4	1.6	2.8
Sr Hi	23594	596	72.2	6.9	3.5	2.3	2.6	2.9	3.6	6.1
Total	49602	1051	78.9	5.8	2.6	1.8	1.8	2.1	2.6	4.4

6.5 At What Age Did You First

Table 6.92: At what age did you first smoke cigarettes?

Grade Level	N of Valid	N of Miss	Never Used	8 or Under	9	10	11	12	13	14	15	16	17 or Older
6th	6308	175	84.0	4.9	2.4	2.5	3.6	1.7	0.4	0.1	0.0	0.0	0.2
7th	5675	151	76.1	4.9	2.6	3.4	3.8	5.3	3.2	0.4	0.1	0.0	0.1
8th	13717	437	70.8	5.1	2.8	3.4	3.8	6.0	5.9	1.6	0.4	0.1	0.2
9th	7943	331	59.9	6.4	3.5	3.6	3.7	6.0	7.1	6.7	2.5	0.3	0.2
10th	9723	440	61.8	4.7	2.5	3.0	3.1	5.3	5.8	6.0	5.8	1.7	0.3
11th	4064	215	56.4	4.3	2.6	2.7	3.1	5.4	5.7	5.5	7.1	5.3	1.7
12th	1366	108	55.3	3.1	2.4	2.0	3.0	5.6	6.4	5.3	5.9	6.1	4.7
Jr Hi	25700	763	75.2	5.0	2.6	3.2	3.8	4.8	4.0	1.0	0.2	0.0	0.2
Sr Hi	23096	1094	59.8	5.1	2.9	3.1	3.3	5.6	6.3	6.1	4.9	2.1	0.8
Total	48796	1857	67.9	5.1	2.7	3.1	3.5	5.2	5.1	3.4	2.4	1.0	0.5

Table 6.93: At what age did you first use smokeless tobacco?

Grade Level	N of Valid	N of Miss	Never Used	8 or Under	9	10	11	12	13	14	15	16	17 or Older
6th	6298	185	93.6	2.0	0.7	1.0	1.1	0.9	0.2	0.0	0.0	0.0	0.2
7th	5669	157	89.0	2.1	1.3	1.2	1.7	2.6	1.6	0.4	0.0	0.0	0.1
8th	13701	453	90.1	1.9	1.0	1.0	1.2	1.5	2.2	0.7	0.2	0.0	0.2
9th	7929	345	82.1	3.0	1.1	1.2	1.1	2.6	3.3	3.3	1.8	0.2	0.2
10th	9690	473	86.0	2.0	0.8	0.9	0.9	1.7	1.9	2.3	2.4	0.8	0.2
11th	4048	231	82.8	2.3	1.3	1.2	0.9	1.7	2.1	2.4	2.6	2.0	0.7
12th	1366	108	81.6	2.9	0.8	1.6	1.0	2.2	2.0	2.3	2.2	1.9	1.5
Jr Hi	25668	795	90.7	2.0	1.0	1.0	1.3	1.6	1.6	0.5	0.1	0.0	0.2
Sr Hi	23033	1157	83.8	2.5	1.0	1.1	1.0	2.0	2.4	2.7	2.2	0.9	0.4
Total	48701	1952	87.5	2.2	1.0	1.1	1.2	1.8	2.0	1.5	1.1	0.4	0.3

Table 6.94: At what age did you first smoke cigars?

Grade Level	N of Valid	N of Miss	Never Used	8 or Under	9	10	11	12	13	14	15	16	17 or Older
6th	6275	208	93.5	1.6	0.8	1.2	1.2	1.0	0.3	0.1	0.0	0.0	0.2
7th	5654	172	90.2	1.6	0.9	1.2	1.5	2.5	1.6	0.3	0.0	0.0	0.2
8th	13637	517	86.7	1.4	0.9	1.3	1.8	2.7	3.3	1.4	0.3	0.0	0.2
9th	7887	387	78.7	2.4	1.3	1.6	1.8	2.9	3.9	4.9	2.2	0.3	0.2
10th	9632	531	79.5	1.6	0.8	1.1	1.2	2.3	3.1	4.1	4.6	1.4	0.2
11th	4033	246	75.1	2.0	0.8	1.2	1.2	2.2	2.8	3.5	4.7	4.7	1.7
12th	1351	123	73.9	1.9	0.9	1.1	1.3	2.8	1.9	3.7	3.6	5.6	3.4
Jr Hi	25566	897	89.1	1.5	0.9	1.3	1.6	2.3	2.2	0.9	0.2	0.0	0.2
Sr Hi	22903	1287	78.1	1.9	1.0	1.3	1.4	2.5	3.2	4.3	3.7	1.8	0.6
Total	48469	2184	83.9	1.7	0.9	1.3	1.5	2.4	2.7	2.5	1.9	0.9	0.4

Table 6.95: At what age did you first drink beer?

Grade Level	N of Valid	N of Miss	Never Used	8 or Under	9	10	11	12	13	14	15	16	17 or Older
6th	6274	209	81.8	6.7	2.6	3.0	3.3	1.7	0.5	0.1	0.0	0.0	0.3
7th	5651	175	73.6	6.9	2.8	3.5	3.9	5.4	3.1	0.5	0.1	0.1	0.2
8th	13634	520	65.7	7.6	3.1	3.5	3.9	6.0	7.0	2.5	0.5	0.1	0.2
9th	7904	370	52.8	8.2	2.7	3.1	3.4	6.3	9.5	9.4	3.9	0.4	0.3
10th	9640	523	53.0	7.3	2.1	3.0	2.7	4.4	7.0	8.6	9.0	2.4	0.6
11th	4041	238	47.6	5.8	1.9	2.1	2.4	4.2	6.3	7.9	10.9	8.3	2.6
12th	1353	121	46.0	4.7	1.7	2.4	2.1	3.0	4.7	8.2	9.0	9.8	8.3
Jr Hi	25559	904	71.4	7.2	2.9	3.4	3.8	4.8	4.6	1.4	0.3	0.0	0.2
Sr Hi	22938	1252	51.6	7.2	2.2	2.8	2.9	4.9	7.6	8.7	7.6	3.2	1.3
Total	48497	2156	62.0	7.2	2.6	3.1	3.3	4.9	6.0	4.9	3.7	1.5	0.7

Table 6.96: At what age did you first drink wine coolers?

Grade Level	N of Valid	N of Miss	Never Used	8 or Under	9	10	11	12	13	14	15	16	17 or Older
6th	6265	218	81.2	4.4	2.7	3.6	4.3	2.5	0.8	0.1	0.0	0.0	0.3
7th	5651	175	73.3	3.8	3.1	3.5	4.8	6.5	3.9	0.7	0.2	0.0	0.2
8th	13606	548	61.1	5.0	2.9	4.0	5.2	7.9	9.3	3.6	0.7	0.1	0.2
9th	7901	373	52.4	5.4	2.6	3.0	4.5	6.6	10.8	9.8	4.0	0.6	0.3
10th	9637	526	49.2	5.0	1.8	2.8	3.5	5.8	8.3	9.7	9.9	3.3	0.6
11th	4029	250	47.3	4.1	1.4	2.2	2.5	4.7	6.9	8.5	11.0	8.7	2.8
12th	1353	121	44.7	3.0	1.8	2.3	2.0	3.4	5.2	8.3	9.3	10.3	9.6
Jr Hi	25522	941	68.8	4.6	2.9	3.8	4.9	6.3	6.1	2.1	0.4	0.1	0.2
Sr Hi	22920	1270	49.7	4.8	2.0	2.8	3.6	5.7	8.7	9.5	8.0	3.8	1.4
Total	48442	2211	59.7	4.7	2.5	3.3	4.3	6.0	7.3	5.6	4.0	1.8	0.8

Table 6.97: At what age did you first drink liquor?

Grade Level	N of Valid	N of Miss	Never Used	8 or Under	9	10	11	12	13	14	15	16	17 or Older
6th	6282	201	90.9	2.2	1.1	1.7	1.9	1.5	0.4	0.0	0.1	0.0	0.2
7th	5639	187	84.3	2.4	1.1	2.0	2.6	4.3	2.6	0.5	0.1	0.1	0.1
8th	13642	512	76.2	2.8	1.3	2.0	2.5	5.0	6.7	2.9	0.5	0.0	0.1
9th	7905	369	59.3	3.5	1.3	1.8	2.9	5.6	9.5	10.4	4.8	0.5	0.3
10th	9648	515	56.7	3.3	1.2	1.7	2.2	3.6	6.6	9.4	11.2	3.3	0.7
11th	4027	252	48.0	2.7	0.8	1.2	1.9	3.8	5.7	8.4	12.7	10.8	4.1
12th	1354	120	45.3	3.1	1.0	1.3	1.5	2.7	3.8	8.0	9.5	12.2	11.7
Jr Hi	25563	900	81.6	2.5	1.2	1.9	2.4	4.0	4.3	1.7	0.3	0.0	0.1
Sr Hi	22934	1256	55.4	3.2	1.2	1.6	2.3	4.3	7.3	9.5	9.2	4.2	1.8
Total	48497	2156	69.2	2.9	1.2	1.8	2.4	4.1	5.7	5.4	4.5	2.0	0.9

Table 6.98: At what age did you first smoke marijuana?

Grade Level	N of Valid	N of Miss	Never Used	8 or Under	9	10	11	12	13	14	15	16	17 or Older
6th	6288	195	95.4	0.9	0.4	0.6	0.9	1.0	0.5	0.1	0.0	0.0	0.2
7th	5654	172	91.5	0.8	0.5	0.8	1.3	2.4	2.0	0.5	0.1	0.0	0.1
8th	13654	500	85.6	1.0	0.6	0.8	1.6	3.1	4.6	2.0	0.4	0.1	0.2
9th	7904	370	75.3	1.7	0.8	1.1	1.6	3.3	5.4	6.7	3.5	0.4	0.2
10th	9647	516	73.3	1.4	0.6	0.7	1.2	2.7	4.4	5.8	7.1	2.3	0.4
11th	4037	242	69.4	1.4	0.4	0.8	1.1	2.0	3.8	5.0	7.2	6.6	2.3
12th	1356	118	65.9	1.8	0.7	0.6	1.3	1.8	3.5	4.4	6.9	7.2	6.0
Jr Hi	25596	867	89.3	0.9	0.5	0.8	1.3	2.4	3.0	1.2	0.3	0.0	0.2
Sr Hi	22944	1246	72.9	1.5	0.6	0.9	1.3	2.8	4.6	5.9	5.9	2.7	1.0
Total	48540	2113	81.5	1.2	0.6	0.8	1.3	2.6	3.8	3.4	2.9	1.3	0.6

Table 6.99: At what age did you first use cocaine?

Grade Level	N of Valid	N of Miss	Never Used	8 or Under	9	10	11	12	13	14	15	16	17 or Older
6th	6289	194	97.9	0.7	0.1	0.3	0.3	0.3	0.1	0.0	0.0	0.0	0.2
7th	5654	172	97.3	0.5	0.2	0.3	0.4	0.5	0.6	0.2	0.1	0.0	0.1
8th	13687	467	97.0	0.5	0.2	0.2	0.2	0.3	0.6	0.5	0.1	0.0	0.2
9th	7915	359	94.6	0.9	0.4	0.3	0.3	0.5	0.6	1.3	0.7	0.2	0.2
10th	9670	493	95.3	0.8	0.2	0.2	0.2	0.3	0.5	0.8	1.0	0.5	0.3
11th	4043	236	94.2	1.1	0.1	0.2	0.2	0.3	0.3	0.6	0.9	1.5	0.7
12th	1351	123	92.4	1.4	0.1	0.5	0.3	0.4	0.3	0.4	0.7	1.4	2.0
Jr Hi	25630	833	97.3	0.6	0.2	0.2	0.3	0.4	0.5	0.3	0.1	0.0	0.2
Sr Hi	22979	1211	94.7	0.9	0.2	0.2	0.2	0.4	0.5	0.9	0.8	0.6	0.4
Total	48609	2044	96.1	0.7	0.2	0.2	0.3	0.4	0.5	0.6	0.4	0.3	0.3

Table 6.100: At what age did you first use uppers?

Grade Level	N of Valid	N of Miss	Never Used	8 or Under	9	10	11	12	13	14	15	16	17 or Older
6th	6255	228	98.0	0.7	0.1	0.2	0.1	0.2	0.2	0.0	0.0	0.1	0.2
7th	5650	176	97.4	0.4	0.2	0.1	0.5	0.5	0.4	0.1	0.1	0.0	0.1
8th	13666	488	97.2	0.5	0.2	0.2	0.2	0.3	0.7	0.4	0.1	0.0	0.2
9th	7920	354	93.6	0.9	0.5	0.2	0.3	0.5	1.0	1.9	0.8	0.1	0.2
10th	9681	482	94.9	0.8	0.1	0.2	0.3	0.4	0.6	0.9	1.3	0.4	0.2
11th	4043	236	94.9	0.9	0.2	0.2	0.1	0.4	0.4	0.6	0.8	1.1	0.2
12th	1355	119	93.3	1.2	0.3	0.4	0.4	0.1	0.5	0.2	0.9	1.3	1.3
Jr Hi	25571	892	97.5	0.5	0.2	0.2	0.2	0.3	0.5	0.3	0.1	0.0	0.2
Sr Hi	22999	1191	94.4	0.9	0.3	0.2	0.3	0.4	0.7	1.2	1.0	0.5	0.3
Total	48570	2083	96.0	0.7	0.2	0.2	0.3	0.4	0.6	0.7	0.5	0.2	0.2

Table 6.101: At what age did you first use downers?

Grade Level	N of Valid	N of Miss	Never Used	8 or Under	9	10	11	12	13	14	15	16	17 or Older
6th	6246	237	97.9	0.7	0.2	0.2	0.2	0.3	0.2	0.1	0.1	0.0	0.2
7th	5649	177	97.2	0.5	0.2	0.2	0.5	0.4	0.5	0.1	0.1	0.1	0.1
8th	13664	490	96.5	0.6	0.3	0.2	0.2	0.6	0.8	0.4	0.1	0.0	0.2
9th	7916	358	92.7	1.0	0.4	0.4	0.4	0.8	1.2	1.9	0.9	0.1	0.2
10th	9673	490	94.4	0.8	0.2	0.2	0.3	0.6	0.8	1.0	1.0	0.5	0.2
11th	4044	235	93.4	1.1	0.1	0.1	0.2	0.5	0.7	0.9	1.3	1.1	0.4
12th	1353	121	92.6	1.4	0.1	0.4	0.4	0.4	0.3	0.7	0.8	1.9	1.0
Jr Hi	25559	904	97.0	0.6	0.3	0.2	0.3	0.5	0.6	0.3	0.1	0.0	0.2
Sr Hi	22986	1204	93.5	1.0	0.2	0.3	0.3	0.6	0.9	1.3	1.0	0.6	0.3
Total	48545	2108	95.4	0.8	0.3	0.2	0.3	0.5	0.7	0.7	0.5	0.3	0.2

Table 6.102: At what age did you first use inhalants?

Grade Level	N of Valid	N of Miss	Never Used	8 or Under	9	10	11	12	13	14	15	16	17 or Older
6th	6243	240	95.0	1.7	0.8	0.6	0.8	0.6	0.1	0.1	0.0	0.0	0.2
7th	5649	177	94.5	1.0	0.5	0.7	0.9	1.1	0.9	0.1	0.1	0.0	0.2
8th	13651	503	93.9	1.3	0.6	0.7	0.6	1.1	1.1	0.5	0.1	0.0	0.2
9th	7914	360	93.4	1.5	0.5	0.4	0.5	0.7	1.1	1.0	0.4	0.1	0.3
10th	9670	493	94.8	1.2	0.4	0.4	0.3	0.5	0.6	0.7	0.7	0.2	0.2
11th	4036	243	94.9	1.5	0.2	0.2	0.4	0.4	0.5	0.5	0.5	0.6	0.2
12th	1351	123	93.8	1.4	0.4	0.4	0.4	0.4	0.4	0.1	0.7	0.8	1.1
Jr Hi	25543	920	94.3	1.3	0.6	0.7	0.7	1.0	0.8	0.3	0.1	0.0	0.2
Sr Hi	22971	1219	94.3	1.4	0.4	0.4	0.4	0.6	0.8	0.7	0.6	0.3	0.3
Total	48514	2139	94.3	1.3	0.5	0.5	0.6	0.8	0.8	0.5	0.3	0.1	0.2

Table 6.103: At what age did you first use hallucinogens?

Grade Level	N of Valid	N of Miss	Never Used	8 or Under	9	10	11	12	13	14	15	16	17 or Older
6th	6230	253	98.3	0.7	0.1	0.2	0.1	0.2	0.1	0.0	0.0	0.0	0.2
7th	5645	181	98.1	0.3	0.2	0.2	0.3	0.2	0.3	0.1	0.1	0.1	0.1
8th	13642	512	97.8	0.5	0.2	0.1	0.2	0.3	0.4	0.3	0.1	0.0	0.2
9th	7915	359	95.3	1.0	0.3	0.3	0.3	0.5	0.4	1.1	0.5	0.1	0.2
10th	9666	497	96.2	0.7	0.2	0.2	0.2	0.3	0.5	0.6	0.9	0.2	0.2
11th	4045	234	95.6	0.9	0.2	0.2	0.1	0.3	0.3	0.6	0.7	0.7	0.3
12th	1356	118	94.0	1.4	0.3	0.1	0.4	0.5	0.5	0.2	0.3	0.7	1.5
Jr Hi	25517	946	98.0	0.5	0.2	0.2	0.2	0.3	0.3	0.2	0.1	0.0	0.2
Sr Hi	22982	1208	95.6	0.9	0.2	0.2	0.2	0.4	0.5	0.7	0.7	0.3	0.3
Total	48499	2154	96.9	0.7	0.2	0.2	0.2	0.3	0.4	0.4	0.3	0.2	0.2

Table 6.104: At what age did you first use heroin?

Grade Level	N of Valid	N of Miss	Never Used	8 or Under	9	10	11	12	13	14	15	16	17 or Older
6th	6235	248	98.3	0.6	0.2	0.2	0.1	0.1	0.1	0.0	0.0	0.0	0.2
7th	5648	178	98.0	0.4	0.2	0.2	0.2	0.2	0.3	0.1	0.1	0.0	0.1
8th	13656	498	97.9	0.5	0.1	0.2	0.2	0.3	0.4	0.2	0.1	0.0	0.2
9th	7914	360	96.6	0.9	0.4	0.2	0.2	0.3	0.3	0.5	0.3	0.1	0.2
10th	9659	504	97.3	0.7	0.1	0.2	0.2	0.2	0.3	0.4	0.3	0.2	0.1
11th	4041	238	97.0	1.0	0.1	0.1	0.2	0.3	0.2	0.4	0.2	0.3	0.2
12th	1355	119	95.1	1.5	0.4	0.2	0.0	0.5	0.4	0.2	0.4	0.4	0.8
Jr Hi	25539	924	98.0	0.5	0.1	0.2	0.2	0.2	0.3	0.1	0.1	0.0	0.2
Sr Hi	22969	1221	96.9	0.9	0.2	0.2	0.2	0.3	0.3	0.4	0.3	0.2	0.2
Total	48508	2145	97.5	0.7	0.2	0.2	0.2	0.2	0.3	0.3	0.2	0.1	0.2

Table 6.105: At what age did you first use steroids?

Grade Level	N of Valid	N of Miss	Never Used	8 or Under	9	10	11	12	13	14	15	16	17 or Older
6th	6235	248	98.0	0.8	0.1	0.2	0.2	0.3	0.0	0.0	0.1	0.0	0.2
7th	5638	188	97.8	0.5	0.2	0.2	0.2	0.4	0.2	0.1	0.0	0.0	0.1
8th	13640	514	97.9	0.5	0.2	0.2	0.1	0.3	0.4	0.2	0.1	0.0	0.2
9th	7914	360	96.4	0.9	0.3	0.2	0.2	0.2	0.4	0.8	0.3	0.1	0.2
10th	9666	497	97.2	0.8	0.1	0.1	0.2	0.2	0.2	0.4	0.4	0.2	0.2
11th	4044	235	96.8	0.9	0.2	0.1	0.2	0.3	0.2	0.2	0.4	0.4	0.3
12th	1355	119	95.4	1.5	0.4	0.1	0.2	0.4	0.1	0.4	0.3	0.5	0.7
Jr Hi	25513	950	97.9	0.6	0.2	0.2	0.1	0.3	0.3	0.1	0.1	0.0	0.2
Sr Hi	22979	1211	96.7	0.9	0.2	0.1	0.2	0.2	0.3	0.5	0.4	0.2	0.2
Total	48492	2161	97.4	0.7	0.2	0.2	0.2	0.3	0.3	0.3	0.2	0.1	0.2

Table 6.106: At what age did you first use ecstasy?

Grade Level	N of Valid	N of Miss	Never Used	8 or Under	9	10	11	12	13	14	15	16	17 or Older
6th	6231	252	98.0	0.8	0.1	0.2	0.2	0.2	0.1	0.1	0.0	0.0	0.2
7th	5638	188	97.6	0.4	0.2	0.2	0.3	0.4	0.6	0.2	0.1	0.0	0.1
8th	13648	506	96.9	0.5	0.2	0.2	0.1	0.5	0.8	0.5	0.1	0.0	0.2
9th	7906	368	94.4	1.0	0.4	0.2	0.3	0.6	0.5	1.4	0.8	0.2	0.2
10th	9657	506	95.2	0.7	0.2	0.2	0.3	0.3	0.5	0.8	1.0	0.7	0.2
11th	4044	235	94.2	1.0	0.1	0.2	0.1	0.4	0.4	0.4	1.1	1.6	0.5
12th	1354	120	92.1	1.6	0.2	0.2	0.1	0.3	0.7	0.2	0.7	1.3	2.5
Jr Hi	25517	946	97.4	0.6	0.1	0.2	0.2	0.4	0.6	0.3	0.1	0.0	0.2
Sr Hi	22961	1229	94.5	0.9	0.2	0.2	0.3	0.4	0.5	0.9	0.9	0.7	0.4
Total	48478	2175	96.0	0.7	0.2	0.2	0.2	0.4	0.5	0.6	0.5	0.3	0.3

Table 6.107: At what age did you first use OxyContin?

Grade Level	N of Valid	N of Miss	Never Used	8 or Under	9	10	11	12	13	14	15	16	17 or Older
6th	6207	276	97.9	0.8	0.1	0.2	0.2	0.3	0.1	0.1	0.0	0.0	0.3
7th	5628	198	97.5	0.5	0.2	0.2	0.3	0.5	0.3	0.2	0.1	0.0	0.2
8th	13592	562	97.4	0.5	0.2	0.2	0.2	0.3	0.6	0.4	0.1	0.0	0.2
9th	7891	383	93.8	1.0	0.2	0.2	0.3	0.5	0.8	1.7	1.0	0.2	0.3
10th	9637	526	95.1	0.8	0.1	0.2	0.2	0.3	0.5	0.8	1.2	0.6	0.3
11th	4037	242	94.3	0.8	0.1	0.2	0.2	0.2	0.2	0.8	1.0	1.6	0.6
12th	1355	119	93.8	1.5	0.3	0.2	0.2	0.3	0.3	0.4	0.4	1.1	1.5
Jr Hi	25427	1036	97.5	0.6	0.2	0.2	0.2	0.4	0.4	0.3	0.1	0.0	0.2
Sr Hi	22920	1270	94.4	0.9	0.1	0.2	0.2	0.4	0.5	1.1	1.0	0.7	0.4
Total	48347	2306	96.1	0.7	0.2	0.2	0.2	0.4	0.5	0.6	0.5	0.3	0.3

6.6 Where Do You Use

Table 6.108: Where do you smoke cigarettes?

Grade Level	N of Valid	N of Miss	Do Not Use	At Home	At School	In A Car	Friend's House	Other
6th	6483	0	83.3	5.7	0.8	1.2	5.5	5.1
7th	5826	0	77.6	8.8	0.7	2.9	9.8	7.8
8th	14154	0	72.9	10.4	1.1	4.3	11.5	9.5
9th	8274	0	64.4	15.0	3.9	10.1	16.8	11.4
10th	10163	0	67.9	11.8	4.0	11.0	14.1	10.5
11th	4279	0	63.1	12.3	3.7	16.9	15.9	12.5
12th	1474	0	60.2	13.1	4.7	16.9	14.6	12.7
Jr Hi	26463	0	76.5	8.9	0.9	3.3	9.6	8.1
Sr Hi	24190	0	65.4	13.1	4.0	12.1	15.4	11.3
Total	50653	0	71.2	10.9	2.4	7.5	12.4	9.6

Table 6.109: Where do you use smokeless tobacco?

Grade Level	N of Valid	N of Miss	Do Not Use	At Home	At School	In A Car	Friend's House	Other
6th	6483	0	90.2	2.4	0.6	0.6	1.9	2.2
7th	5826	0	86.4	4.5	0.9	1.1	4.2	3.6
8th	14154	0	87.0	3.8	1.1	1.3	3.5	3.3
9th	8274	0	80.2	7.0	4.0	3.8	6.3	5.3
10th	10163	0	83.4	4.8	3.4	3.5	4.4	4.1
11th	4279	0	80.8	5.7	4.3	4.9	4.9	5.2
12th	1474	0	77.0	5.8	4.7	4.6	4.8	6.1
Jr Hi	26463	0	87.6	3.6	0.9	1.1	3.2	3.1
Sr Hi	24190	0	81.5	5.8	3.8	3.9	5.2	4.8
Total	50653	0	84.7	4.6	2.3	2.4	4.1	3.9

Table 6.110: Where do you smoke cigars?

Grade Level	N of Valid	N of Miss	Do Not Use	At Home	At School	In A Car	Friend's House	Other
6th	6483	0	89.9	2.6	0.6	0.7	2.1	2.5
7th	5826	0	87.1	3.7	0.5	1.0	3.7	3.5
8th	14154	0	83.4	4.6	0.7	1.8	5.2	4.4
9th	8274	0	77.1	7.3	1.8	4.4	8.1	5.9
10th	10163	0	77.6	5.9	1.6	4.9	7.6	5.6
11th	4279	0	74.1	5.9	1.7	6.8	8.5	7.1
12th	1474	0	70.6	6.9	3.2	7.7	8.0	7.4
Jr Hi	26463	0	85.8	3.9	0.6	1.3	4.1	3.7
Sr Hi	24190	0	76.4	6.4	1.8	5.2	8.0	6.1
Total	50653	0	81.3	5.1	1.2	3.2	5.9	4.9

Table 6.111: Where do you drink beer?

Grade Level	N of Valid	N of Miss	Do Not Use	At Home	At School	In A Car	Friend's House	Other
6th	6483	0	81.2	8.3	0.7	1.2	4.1	4.6
7th	5826	0	75.2	11.2	0.5	1.3	8.0	7.0
8th	14154	0	67.5	14.7	0.8	2.0	11.8	9.4
9th	8274	0	55.8	17.8	2.1	4.6	21.9	13.0
10th	10163	0	57.0	15.0	1.8	4.5	21.3	13.6
11th	4279	0	51.1	14.9	2.1	6.9	26.9	16.7
12th	1474	0	49.3	14.6	3.1	7.2	26.0	15.9
Jr Hi	26463	0	72.5	12.4	0.7	1.6	9.1	7.7
Sr Hi	24190	0	55.1	15.9	2.0	5.1	22.7	14.1
Total	50653	0	64.2	14.1	1.4	3.3	15.6	10.7

Table 6.112: Where do you drink wine coolers?

Grade Level	N of Valid	N of Miss	Do Not Use	At Home	At School	In A Car	Friend's House	Other
6th	6483	0	80.6	8.9	0.6	1.0	4.1	5.0
7th	5826	0	73.4	12.5	0.5	1.3	8.0	7.5
8th	14154	0	62.0	19.5	0.8	2.2	11.8	10.6
9th	8274	0	54.1	19.3	1.9	4.0	19.8	12.8
10th	10163	0	52.3	20.0	1.8	4.0	20.5	13.7
11th	4279	0	50.5	17.7	1.8	5.1	23.8	14.7
12th	1474	0	47.8	16.1	2.8	5.9	23.4	13.8
Jr Hi	26463	0	69.1	15.4	0.7	1.7	9.1	8.5
Sr Hi	24190	0	52.3	19.1	1.9	4.3	21.0	13.6
Total	50653	0	61.1	17.2	1.3	3.0	14.8	10.9

Table 6.113: Where do you drink liquor?

Grade Level	N of Valid	N of Miss	Do Not Use	At Home	At School	In A Car	Friend's House	Other
6th	6483	0	87.8	3.7	0.5	0.7	2.6	2.6
7th	5826	0	82.0	6.4	0.6	1.1	5.9	5.4
8th	14154	0	74.2	10.0	0.8	1.7	9.3	7.5
9th	8274	0	58.9	14.5	2.3	4.4	20.8	12.1
10th	10163	0	57.2	14.2	2.2	4.3	20.5	13.8
11th	4279	0	49.1	14.4	2.2	6.8	27.9	17.9
12th	1474	0	45.5	14.2	3.5	7.2	26.7	18.7
Jr Hi	26463	0	79.3	7.6	0.7	1.3	6.9	5.9
Sr Hi	24190	0	55.6	14.3	2.3	5.0	22.3	14.2
Total	50653	0	68.0	10.8	1.5	3.0	14.2	9.9

Table 6.114: Where do you smoke marijuana?

Grade Level	N of Valid	N of Miss	Do Not Use	At Home	At School	In A Car	Friend's House	Other
6th	6483	0	91.3	1.1	0.5	0.8	1.9	1.7
7th	5826	0	87.8	2.3	0.6	1.2	4.3	3.2
8th	14154	0	82.1	3.9	0.9	2.7	7.0	6.2
9th	8274	0	72.7	7.2	2.2	6.4	13.4	9.6
10th	10163	0	71.7	7.1	2.6	7.1	13.8	9.6
11th	4279	0	69.0	6.9	2.5	9.2	15.2	10.9
12th	1474	0	64.6	7.3	3.1	9.0	14.7	11.9
Jr Hi	26463	0	85.6	2.8	0.8	1.9	5.2	4.5
Sr Hi	24190	0	71.1	7.1	2.5	7.3	14.0	9.9
Total	50653	0	78.7	4.9	1.6	4.5	9.4	7.1

Table 6.115: Where do you use cocaine?

Grade Level	N of Valid	N of Miss	Do Not Use	At Home	At School	In A Car	Friend's House	Other
6th	6483	0	93.2	0.5	0.6	0.5	0.8	0.6
7th	5826	0	92.7	0.7	0.3	0.4	1.1	1.1
8th	14154	0	92.0	0.8	0.6	0.5	1.2	1.0
9th	8274	0	88.7	1.2	1.2	1.0	2.2	1.7
10th	10163	0	88.8	1.3	1.1	1.0	1.9	1.5
11th	4279	0	87.4	1.6	1.1	1.8	2.4	1.9
12th	1474	0	82.4	2.4	2.3	2.2	2.8	2.6
Jr Hi	26463	0	92.4	0.7	0.5	0.5	1.1	0.9
Sr Hi	24190	0	88.1	1.4	1.2	1.2	2.1	1.7
Total	50653	0	90.4	1.0	0.8	0.8	1.6	1.3

Table 6.116: Where do you use uppers?

Grade Level	N of Valid	N of Miss	Do Not Use	At Home	At School	In A Car	Friend's House	Other
6th	6483	0	92.8	0.5	0.6	0.4	0.4	0.6
7th	5826	0	92.7	0.7	0.4	0.3	1.0	1.0
8th	14154	0	92.0	0.9	0.6	0.5	1.0	1.0
9th	8274	0	87.9	2.0	1.6	1.2	2.4	1.8
10th	10163	0	88.8	1.6	1.5	0.9	1.8	1.4
11th	4279	0	87.8	1.6	1.7	1.3	1.9	1.8
12th	1474	0	83.4	2.1	2.2	1.6	2.4	2.3
Jr Hi	26463	0	92.3	0.8	0.6	0.4	0.9	0.9
Sr Hi	24190	0	88.0	1.7	1.6	1.1	2.1	1.6
Total	50653	0	90.2	1.2	1.1	0.8	1.4	1.3

Table 6.117: Where do you use downers?

Grade Level	N of Valid	N of Miss	Do Not Use	At Home	At School	In A Car	Friend's House	Other
6th	6483	0	92.7	0.7	0.6	0.3	0.5	0.5
7th	5826	0	92.7	1.2	0.5	0.3	0.9	0.9
8th	14154	0	91.3	1.3	0.7	0.5	1.2	1.0
9th	8274	0	87.3	2.9	1.8	1.2	2.4	1.8
10th	10163	0	88.1	2.2	1.6	0.9	1.8	1.5
11th	4279	0	86.8	2.7	1.8	1.7	2.3	2.2
12th	1474	0	82.7	2.8	2.0	1.3	2.5	2.4
Jr Hi	26463	0	91.9	1.1	0.6	0.4	1.0	0.8
Sr Hi	24190	0	87.3	2.6	1.7	1.2	2.2	1.8
Total	50653	0	89.7	1.8	1.2	0.8	1.5	1.3

Table 6.118: Where do you use inhalants?

Grade Level	N of Valid	N of Miss	Do Not Use	At Home	At School	In A Car	Friend's House	Other
6th	6483	0	90.5	1.9	2.1	0.6	1.1	1.1
7th	5826	0	90.9	2.0	1.9	0.6	1.6	1.4
8th	14154	0	89.4	2.3	2.3	0.7	1.7	1.4
9th	8274	0	88.1	2.3	2.2	1.1	2.0	1.5
10th	10163	0	88.7	1.9	1.5	0.8	1.4	1.2
11th	4279	0	88.4	1.8	1.5	1.1	1.3	1.2
12th	1474	0	84.2	1.8	2.1	1.2	1.2	1.4
Jr Hi	26463	0	90.0	2.1	2.2	0.7	1.5	1.4
Sr Hi	24190	0	88.2	2.0	1.8	1.0	1.6	1.3
Total	50653	0	89.1	2.1	2.0	0.8	1.6	1.4

Table 6.119: Where do you use hallucinogens?

Grade Level	N of Valid	N of Miss	Do Not Use	At Home	At School	In A Car	Friend's House	Other
6th	6483	0	93.0	0.5	0.6	0.4	0.4	0.6
7th	5826	0	93.3	0.7	0.4	0.2	0.7	0.8
8th	14154	0	92.2	0.7	0.5	0.4	0.7	0.7
9th	8274	0	89.2	1.3	1.2	0.9	1.8	1.3
10th	10163	0	89.5	1.3	1.1	0.7	1.3	1.2
11th	4279	0	88.6	1.3	0.9	0.9	1.3	1.5
12th	1474	0	83.9	2.0	2.0	1.2	1.6	1.8
Jr Hi	26463	0	92.6	0.7	0.5	0.4	0.6	0.7
Sr Hi	24190	0	88.9	1.3	1.1	0.9	1.5	1.3
Total	50653	0	90.8	1.0	0.8	0.6	1.1	1.0

Table 6.120: Where do you use heroin?

Grade Level	N of Valid	N of Miss	Do Not Use	At Home	At School	In A Car	Friend's House	Other
6th	6483	0	93.1	0.4	0.5	0.5	0.5	0.5
7th	5826	0	93.3	0.5	0.3	0.2	0.6	0.7
8th	14154	0	92.2	0.5	0.6	0.4	0.8	0.7
9th	8274	0	90.2	1.0	1.0	0.7	1.1	1.1
10th	10163	0	90.4	0.9	1.0	0.6	0.8	0.8
11th	4279	0	89.3	0.9	0.9	0.7	0.8	1.0
12th	1474	0	84.7	1.5	2.0	1.1	1.0	1.4
Jr Hi	26463	0	92.7	0.5	0.5	0.4	0.7	0.6
Sr Hi	24190	0	89.8	0.9	1.0	0.7	0.9	1.0
Total	50653	0	91.3	0.7	0.8	0.5	0.8	0.8

Table 6.121: Where do you use steroids?

Grade Level	N of Valid	N of Miss	Do Not Use	At Home	At School	In A Car	Friend's House	Other
6th	6483	0	92.8	0.6	0.6	0.5	0.5	0.7
7th	5826	0	93.2	0.6	0.4	0.3	0.6	0.6
8th	14154	0	92.4	0.6	0.6	0.4	0.6	0.5
9th	8274	0	90.0	1.2	1.1	0.7	1.0	1.0
10th	10163	0	90.1	1.0	1.0	0.6	0.7	0.9
11th	4279	0	89.3	0.9	1.0	1.0	0.7	1.0
12th	1474	0	85.0	1.7	1.9	1.2	0.9	1.3
Jr Hi	26463	0	92.7	0.6	0.6	0.4	0.6	0.6
Sr Hi	24190	0	89.6	1.1	1.1	0.7	0.8	1.0
Total	50653	0	91.2	0.9	0.8	0.5	0.7	0.8

Table 6.122: Where do you use ecstasy?

Grade Level	N of Valid	N of Miss	Do Not Use	At Home	At School	In A Car	Friend's House	Other
6th	6483	0	92.5	0.5	0.5	0.3	0.6	0.7
7th	5826	0	92.6	0.6	0.4	0.3	1.0	0.9
8th	14154	0	91.3	0.8	0.6	0.6	1.1	1.1
9th	8274	0	88.3	1.5	1.3	1.0	2.4	2.0
10th	10163	0	88.4	1.3	1.0	0.9	1.9	1.9
11th	4279	0	87.5	1.1	1.0	1.2	2.4	2.2
12th	1474	0	82.6	2.1	1.8	1.6	2.4	3.0
Jr Hi	26463	0	91.9	0.7	0.5	0.5	1.0	1.0
Sr Hi	24190	0	87.8	1.4	1.1	1.0	2.2	2.0
Total	50653	0	90.0	1.0	0.8	0.7	1.5	1.5

Table 6.123: Where do you use OxyContin?

Grade Level	N of Valid	N of Miss	Do Not Use	At Home	At School	In A Car	Friend's House	Other
6th	6483	0	92.1	0.5	0.5	0.3	0.5	0.7
7th	5826	0	92.3	0.6	0.3	0.3	1.0	1.0
8th	14154	0	91.6	0.8	0.6	0.4	0.9	0.9
9th	8274	0	88.0	2.0	1.5	1.1	2.4	1.9
10th	10163	0	88.2	1.6	1.4	0.8	1.8	1.7
11th	4279	0	87.2	1.7	1.4	1.2	2.1	1.9
12th	1474	0	83.7	2.0	2.3	1.4	1.4	2.0
Jr Hi	26463	0	91.9	0.7	0.5	0.4	0.8	0.9
Sr Hi	24190	0	87.7	1.8	1.5	1.0	2.0	1.8
Total	50653	0	89.9	1.2	1.0	0.7	1.4	1.3

Table 6.124: Where do you use any tobacco?

Grade Level	N of Valid	N of Miss	Do Not Use	At Home	At School	In A Car	Friend's House	Other
6th	6483	0	92.8	4.0	0.8	1.0	3.1	3.7
7th	5826	0	91.1	6.8	1.2	1.8	6.1	5.7
8th	14154	0	90.4	6.8	1.3	2.6	7.0	6.4
9th	8274	0	85.5	11.6	4.8	6.9	11.6	9.0
10th	10163	0	86.8	8.7	4.1	7.1	9.8	7.9
11th	4279	0	84.5	9.6	4.9	10.0	11.3	9.8
12th	1474	0	80.5	9.9	6.2	9.8	10.5	10.4
Jr Hi	26463	0	91.1	6.1	1.2	2.0	5.9	5.6
Sr Hi	24190	0	85.6	9.9	4.6	7.7	10.7	8.8
Total	50653	0	88.5	7.9	2.8	4.7	8.2	7.1

Table 6.125: Where do you use any alcohol?

Grade Level	N of Valid	N of Miss	Do Not Use	At Home	At School	In A Car	Friend's House	Other
6th	6483	0	90.5	13.1	0.9	1.7	6.4	7.4
7th	5826	0	86.1	17.7	0.9	2.1	11.8	11.2
8th	14154	0	80.0	24.7	1.4	3.2	17.0	15.4
9th	8274	0	68.6	26.0	3.3	6.4	28.8	18.7
10th	10163	0	69.3	25.7	3.1	6.5	29.2	20.6
11th	4279	0	63.9	23.3	3.0	9.2	34.9	22.7
12th	1474	0	61.1	22.0	4.3	10.0	33.9	22.5
Jr Hi	26463	0	83.9	20.3	1.2	2.6	13.3	12.5
Sr Hi	24190	0	67.6	25.2	3.2	7.2	30.4	20.4
Total	50653	0	76.1	22.7	2.2	4.8	21.4	16.3

Table 6.126: Where do you use any illicit drugs?

Grade Level	N of Valid	N of Miss	Do Not Use	At Home	At School	In A Car	Friend's House	Other
6th	6483	0	94.8	3.8	2.7	1.5	3.1	3.1
7th	5826	0	94.7	5.0	2.9	2.2	6.0	5.0
8th	14154	0	94.1	6.8	3.6	3.6	8.8	8.1
9th	8274	0	91.9	10.9	5.6	7.8	15.6	11.6
10th	10163	0	91.9	9.8	4.9	8.1	15.3	11.1
11th	4279	0	91.0	10.1	5.1	10.3	17.0	12.5
12th	1474	0	87.0	9.9	5.5	10.2	16.4	14.0
Jr Hi	26463	0	94.4	5.7	3.2	2.8	6.8	6.2
Sr Hi	24190	0	91.4	10.2	5.2	8.5	15.8	11.7
Total	50653	0	93.0	7.9	4.2	5.5	11.1	8.8

6.7 When Do You Use

Table 6.127: When do you smoke cigarettes?

Grade Level	N of Valid	N of Miss	Do Not Use	Before School	During School	After School	Week Nights	Week ends
6th	6483	0	83.5	1.2	0.6	3.6	1.9	8.0
7th	5826	0	78.1	2.6	0.7	6.5	4.4	12.4
8th	14154	0	73.4	3.6	0.9	8.1	5.8	15.4
9th	8274	0	65.0	7.5	3.2	13.5	9.8	20.3
10th	10163	0	67.9	7.0	3.4	11.9	9.0	17.7
11th	4279	0	63.4	9.6	3.5	14.5	11.7	21.1
12th	1474	0	59.8	11.3	4.5	14.7	11.7	20.1
Jr Hi	26463	0	76.9	2.8	0.8	6.7	4.5	12.9
Sr Hi	24190	0	65.6	7.9	3.4	13.1	9.9	19.3
Total	50653	0	71.5	5.2	2.1	9.7	7.1	16.0

Table 6.128: When do you use smokeless tobacco?

Grade Level	N of Valid	N of Miss	Do Not Use	Before School	During School	After School	Week Nights	Week ends
6th	6483	0	89.2	0.7	0.6	1.3	1.1	3.4
7th	5826	0	85.7	1.3	0.8	3.0	2.0	6.0
8th	14154	0	86.1	1.3	1.0	3.0	2.0	5.2
9th	8274	0	79.1	3.0	3.8	6.4	4.0	7.7
10th	10163	0	81.9	2.6	3.1	4.3	3.2	5.8
11th	4279	0	79.5	3.4	3.9	5.6	4.3	6.5
12th	1474	0	76.1	3.4	4.1	4.8	3.6	6.1
Jr Hi	26463	0	86.8	1.2	0.8	2.6	1.8	4.9
Sr Hi	24190	0	80.2	2.9	3.5	5.3	3.7	6.6
Total	50653	0	83.6	2.0	2.1	3.9	2.7	5.7

Table 6.129: When do you smoke cigars?

Grade Level	N of Valid	N of Miss	Do Not Use	Before School	During School	After School	Week Nights	Week ends
6th	6483	0	89.0	0.7	0.6	1.4	0.9	3.6
7th	5826	0	86.4	0.7	0.4	2.4	1.3	5.6
8th	14154	0	83.1	1.1	0.6	3.0	2.2	7.8
9th	8274	0	76.6	2.0	1.4	4.8	3.7	11.3
10th	10163	0	77.3	1.9	1.5	4.3	3.4	10.7
11th	4279	0	74.5	2.4	1.4	4.8	3.6	11.8
12th	1474	0	69.8	2.5	2.6	4.7	4.3	12.4
Jr Hi	26463	0	85.3	0.9	0.6	2.5	1.7	6.3
Sr Hi	24190	0	76.1	2.1	1.5	4.6	3.6	11.2
Total	50653	0	80.9	1.5	1.0	3.5	2.6	8.6

Table 6.130: When do you drink beer?

Grade Level	N of Valid	N of Miss	Do Not Use	Before School	During School	After School	Week Nights	Week ends
6th	6483	0	81.9	0.8	0.6	2.2	2.0	9.4
7th	5826	0	76.2	0.8	0.3	3.3	3.0	15.3
8th	14154	0	69.2	1.0	0.8	3.8	4.5	20.9
9th	8274	0	57.3	1.8	1.5	5.5	5.8	30.6
10th	10163	0	58.2	1.6	1.5	4.3	5.3	29.4
11th	4279	0	52.7	1.8	1.5	4.7	6.2	34.4
12th	1474	0	49.7	2.0	2.4	4.1	6.6	32.5
Jr Hi	26463	0	73.9	0.9	0.6	3.3	3.5	16.9
Sr Hi	24190	0	56.4	1.7	1.5	4.8	5.7	30.9
Total	50653	0	65.5	1.3	1.1	4.0	4.6	23.6

Table 6.131: When do you drink wine coolers?

Grade Level	N of Valid	N of Miss	Do Not Use	Before School	During School	After School	Week Nights	Week ends
6th	6483	0	81.0	0.9	0.6	2.2	2.1	10.4
7th	5826	0	74.2	0.8	0.4	3.2	3.5	16.5
8th	14154	0	63.7	1.0	0.7	4.1	5.2	25.8
9th	8274	0	55.7	1.7	1.3	4.6	5.6	31.8
10th	10163	0	53.8	1.5	1.4	4.3	5.7	33.3
11th	4279	0	51.5	1.6	1.4	4.0	5.7	35.3
12th	1474	0	47.8	2.0	2.3	2.9	6.1	34.3
Jr Hi	26463	0	70.2	0.9	0.6	3.5	4.1	20.0
Sr Hi	24190	0	53.7	1.6	1.4	4.3	5.7	33.2
Total	50653	0	62.3	1.2	1.0	3.9	4.9	26.3

Table 6.132: When do you drink liquor?

Grade Level	N of Valid	N of Miss	Do Not Use	Before School	During School	After School	Week Nights	Week ends
6th	6483	0	87.2	0.6	0.5	1.2	1.1	5.0
7th	5826	0	82.3	0.6	0.4	2.2	2.0	9.9
8th	14154	0	74.4	0.9	0.7	3.0	3.5	16.2
9th	8274	0	59.5	1.7	1.6	4.8	5.1	28.6
10th	10163	0	57.5	1.6	1.7	3.9	5.0	30.3
11th	4279	0	50.1	1.8	1.7	4.4	6.2	37.1
12th	1474	0	45.7	2.0	2.4	3.8	6.6	36.9
Jr Hi	26463	0	79.3	0.8	0.6	2.4	2.6	12.1
Sr Hi	24190	0	56.2	1.7	1.7	4.3	5.3	31.3
Total	50653	0	68.2	1.2	1.1	3.3	3.9	21.3

Table 6.133: When do you smoke marijuana?

Grade Level	N of Valid	N of Miss	Do Not Use	Before School	During School	After School	Week Nights	Week ends
6th	6483	0	89.9	0.5	0.5	1.0	0.9	2.5
7th	5826	0	87.0	0.9	0.4	1.6	1.6	5.1
8th	14154	0	81.7	1.7	0.8	3.4	3.1	9.4
9th	8274	0	72.2	3.8	2.1	6.6	6.4	15.6
10th	10163	0	71.3	3.9	2.1	6.3	6.4	16.6
11th	4279	0	68.8	4.3	2.1	7.1	7.5	18.0
12th	1474	0	65.1	4.1	2.7	6.3	7.6	17.0
Jr Hi	26463	0	84.9	1.2	0.7	2.5	2.2	6.8
Sr Hi	24190	0	70.8	4.0	2.1	6.5	6.7	16.5
Total	50653	0	78.1	2.5	1.4	4.4	4.3	11.4

Table 6.134: When do you use cocaine?

Grade Level	N of Valid	N of Miss	Do Not Use	Before School	During School	After School	Week Nights	Week ends
6th	6483	0	91.7	0.4	0.5	0.5	0.4	0.8
7th	5826	0	91.3	0.5	0.3	0.7	0.4	1.4
8th	14154	0	90.6	0.4	0.6	0.7	0.6	1.5
9th	8274	0	86.9	1.0	1.0	1.2	1.1	2.8
10th	10163	0	87.1	0.7	1.1	1.0	0.9	2.3
11th	4279	0	85.6	1.0	1.1	1.3	1.1	2.8
12th	1474	0	80.7	1.0	2.1	1.3	1.2	2.8
Jr Hi	26463	0	91.0	0.4	0.5	0.6	0.5	1.3
Sr Hi	24190	0	86.4	0.9	1.1	1.1	1.0	2.6
Total	50653	0	88.8	0.6	0.8	0.9	0.8	1.9

Table 6.135: When do you use uppers?

Grade Level	N of Valid	N of Miss	Do Not Use	Before School	During School	After School	Week Nights	Week ends
6th	6483	0	91.4	0.4	0.6	0.4	0.4	0.6
7th	5826	0	91.6	0.5	0.3	0.5	0.3	1.2
8th	14154	0	90.5	0.5	0.6	0.7	0.6	1.4
9th	8274	0	86.4	1.2	1.4	1.5	1.4	3.0
10th	10163	0	86.6	0.9	1.4	1.0	1.0	2.2
11th	4279	0	85.9	1.1	1.6	1.3	1.2	2.1
12th	1474	0	81.5	1.0	2.2	1.1	1.2	2.0
Jr Hi	26463	0	91.0	0.5	0.5	0.6	0.5	1.1
Sr Hi	24190	0	86.1	1.1	1.5	1.2	1.2	2.5
Total	50653	0	88.6	0.8	1.0	0.9	0.8	1.8

Table 6.136: When do you use downers?

Grade Level	N of Valid	N of Miss	Do Not Use	Before School	During School	After School	Week Nights	Week ends
6th	6483	0	91.0	0.6	0.5	0.5	0.4	0.8
7th	5826	0	91.3	0.5	0.4	0.7	0.4	1.2
8th	14154	0	90.0	0.6	0.7	0.8	0.9	1.5
9th	8274	0	85.8	1.3	1.7	1.7	1.6	3.2
10th	10163	0	86.1	0.9	1.4	1.2	1.2	2.3
11th	4279	0	85.1	1.3	1.5	1.5	1.9	2.7
12th	1474	0	80.9	1.2	2.0	1.5	1.5	2.5
Jr Hi	26463	0	90.5	0.6	0.6	0.7	0.6	1.2
Sr Hi	24190	0	85.5	1.1	1.6	1.4	1.5	2.7
Total	50653	0	88.1	0.8	1.1	1.1	1.1	1.9

Table 6.137: When do you use inhalants?

Grade Level	N of Valid	N of Miss	Do Not Use	Before School	During School	After School	Week Nights	Week ends
6th	6483	0	89.3	0.7	1.9	1.1	0.9	1.4
7th	5826	0	89.5	0.8	1.7	1.4	0.9	2.0
8th	14154	0	88.5	0.7	2.1	1.5	1.3	2.1
9th	8274	0	86.5	1.2	2.1	1.5	1.4	2.5
10th	10163	0	86.8	0.6	1.3	1.1	0.9	1.9
11th	4279	0	86.1	0.9	1.4	1.2	1.2	1.7
12th	1474	0	81.9	0.9	1.9	1.0	0.7	2.0
Jr Hi	26463	0	88.9	0.7	1.9	1.4	1.1	1.9
Sr Hi	24190	0	86.2	0.9	1.6	1.3	1.1	2.1
Total	50653	0	87.6	0.8	1.8	1.3	1.1	2.0

Table 6.138: When do you use hallucinogens?

Grade Level	N of Valid	N of Miss	Do Not Use	Before School	During School	After School	Week Nights	Week ends
6th	6483	0	91.1	0.4	0.5	0.4	0.4	0.7
7th	5826	0	91.9	0.3	0.3	0.4	0.2	0.9
8th	14154	0	90.8	0.4	0.5	0.5	0.5	1.0
9th	8274	0	87.4	0.9	1.0	1.1	0.9	2.1
10th	10163	0	87.3	0.6	1.0	0.7	0.7	1.8
11th	4279	0	86.5	0.8	0.9	0.8	0.9	1.9
12th	1474	0	81.6	0.9	1.8	0.9	1.2	1.8
Jr Hi	26463	0	91.1	0.4	0.5	0.5	0.4	0.9
Sr Hi	24190	0	86.8	0.8	1.0	0.9	0.8	1.9
Total	50653	0	89.1	0.6	0.7	0.7	0.6	1.4

Table 6.139: When do you use heroin?

Grade Level	N of Valid	N of Miss	Do Not Use	Before School	During School	After School	Week Nights	Week ends
6th	6483	0	91.5	0.4	0.4	0.4	0.4	0.6
7th	5826	0	91.9	0.3	0.3	0.4	0.2	0.8
8th	14154	0	91.0	0.4	0.5	0.5	0.4	0.9
9th	8274	0	88.1	0.8	0.9	0.7	0.7	1.6
10th	10163	0	88.1	0.5	0.9	0.6	0.5	1.1
11th	4279	0	87.4	0.7	0.9	0.7	0.6	1.0
12th	1474	0	82.5	0.7	2.1	0.8	0.5	1.4
Jr Hi	26463	0	91.3	0.4	0.4	0.4	0.3	0.8
Sr Hi	24190	0	87.6	0.7	1.0	0.7	0.6	1.3
Total	50653	0	89.6	0.5	0.7	0.6	0.5	1.0

Table 6.140: When do you use steroids?

Grade Level	N of Valid	N of Miss	Do Not Use	Before School	During School	After School	Week Nights	Week ends
6th	6483	0	91.2	0.4	0.5	0.5	0.4	0.7
7th	5826	0	91.7	0.4	0.3	0.4	0.3	0.7
8th	14154	0	91.0	0.4	0.6	0.5	0.5	0.9
9th	8274	0	88.0	0.9	0.9	1.2	0.7	1.3
10th	10163	0	87.9	0.6	1.0	0.8	0.5	1.0
11th	4279	0	87.1	0.7	1.0	0.9	0.6	0.8
12th	1474	0	82.6	0.6	2.0	1.0	0.5	1.2
Jr Hi	26463	0	91.2	0.4	0.5	0.5	0.4	0.8
Sr Hi	24190	0	87.5	0.8	1.0	0.9	0.6	1.1
Total	50653	0	89.4	0.6	0.7	0.7	0.5	0.9

Table 6.141: When do you use ecstasy?

Grade Level	N of Valid	N of Miss	Do Not Use	Before School	During School	After School	Week Nights	Week ends
6th	6483	0	91.0	0.4	0.5	0.4	0.4	0.7
7th	5826	0	91.1	0.3	0.3	0.6	0.2	1.1
8th	14154	0	90.1	0.4	0.6	0.6	0.6	1.6
9th	8274	0	86.4	1.0	1.0	1.1	1.1	3.0
10th	10163	0	86.5	0.7	0.8	0.7	0.8	2.6
11th	4279	0	85.0	0.8	1.1	1.0	0.9	2.9
12th	1474	0	80.6	0.7	2.0	0.9	0.9	3.2
Jr Hi	26463	0	90.5	0.4	0.5	0.6	0.5	1.3
Sr Hi	24190	0	85.9	0.8	1.0	0.9	0.9	2.8
Total	50653	0	88.3	0.6	0.7	0.7	0.7	2.0

Table 6.142: When do you use OxyContin?

Grade Level	N of Valid	N of Miss	Do Not Use	Before School	During School	After School	Week Nights	Week ends
6th	6483	0	90.5	0.4	0.5	0.5	0.4	0.7
7th	5826	0	91.0	0.4	0.3	0.5	0.3	1.3
8th	14154	0	90.1	0.4	0.5	0.6	0.6	1.4
9th	8274	0	86.0	1.1	1.4	1.3	1.3	3.1
10th	10163	0	86.2	0.8	1.2	1.0	1.0	2.4
11th	4279	0	84.9	1.0	1.3	1.3	1.4	2.5
12th	1474	0	81.3	0.9	2.2	1.2	1.1	2.4
Jr Hi	26463	0	90.4	0.4	0.5	0.6	0.5	1.2
Sr Hi	24190	0	85.6	0.9	1.3	1.2	1.2	2.6
Total	50653	0	88.1	0.7	0.9	0.9	0.8	1.9

Table 6.143: When do you use any tobacco?

Grade Level	N of Valid	N of Miss	Do Not Use	Before School	During School	After School	Week Nights	Week ends
6th	6483	0	91.6	1.1	0.8	2.1	1.5	5.4
7th	5826	0	90.1	1.6	1.0	4.4	2.7	9.0
8th	14154	0	89.2	1.9	1.2	4.7	3.5	10.2
9th	8274	0	84.0	4.2	4.4	9.1	6.4	14.8
10th	10163	0	85.3	3.8	3.7	7.1	5.5	13.0
11th	4279	0	83.2	4.8	4.4	8.5	6.7	14.6
12th	1474	0	79.1	4.9	4.9	8.3	6.8	14.4
Jr Hi	26463	0	90.0	1.7	1.1	4.0	2.8	8.8
Sr Hi	24190	0	84.1	4.1	4.2	8.1	6.1	14.0
Total	50653	0	87.2	2.8	2.5	6.0	4.4	11.3

Table 6.144: When do you use any alcohol?

Grade Level	N of Valid	N of Miss	Do Not Use	Before School	During School	After School	Week Nights	Week ends
6th	6483	0	89.6	1.2	0.8	3.3	3.1	14.4
7th	5826	0	85.7	1.2	0.7	4.8	4.8	22.1
8th	14154	0	79.9	1.5	1.1	5.7	7.2	31.7
9th	8274	0	68.9	2.9	2.2	7.5	8.5	40.5
10th	10163	0	69.1	2.5	2.3	6.4	8.3	42.4
11th	4279	0	63.9	2.6	2.3	6.4	9.1	46.4
12th	1474	0	60.4	3.0	3.0	5.7	9.5	44.8
Jr Hi	26463	0	83.5	1.4	0.9	4.9	5.6	25.3
Sr Hi	24190	0	67.6	2.7	2.3	6.7	8.6	42.6
Total	50653	0	75.9	2.0	1.6	5.8	7.1	33.6

Table 6.145: When do you use any illicit drugs?

Grade Level	N of Valid	N of Miss	Do Not Use	Before School	During School	After School	Week Nights	Week ends
6th	6483	0	93.3	1.8	2.5	2.4	2.1	4.1
7th	5826	0	93.5	2.1	2.4	3.5	3.0	7.3
8th	14154	0	92.9	3.0	3.2	5.4	4.8	11.5
9th	8274	0	89.8	5.9	5.0	8.6	8.2	17.7
10th	10163	0	89.7	5.2	4.2	7.9	7.9	18.2
11th	4279	0	88.7	5.9	4.4	8.7	9.3	20.0
12th	1474	0	84.5	5.8	4.5	8.1	9.4	18.9
Jr Hi	26463	0	93.1	2.5	2.8	4.3	3.7	8.8
Sr Hi	24190	0	89.3	5.6	4.5	8.3	8.3	18.4
Total	50653	0	91.3	4.0	3.6	6.2	5.9	13.4

6.8 While At School Have You

Table 6.146: While at school have you carried a gun?

Grade Level	N of Valid	N of Miss	Never	One Time	2-5 Times	6 or More Times
6th	6044	439	97.4	0.8	0.4	1.4
7th	5449	377	97.0	1.4	0.6	1.0
8th	13182	972	96.3	1.6	0.7	1.4
9th	7506	768	95.9	1.4	0.8	1.9
10th	9148	1015	96.0	1.3	0.7	2.1
11th	3856	423	95.0	1.5	0.8	2.6
12th	1269	205	92.8	2.0	1.5	3.8
Jr Hi	24675	1788	96.7	1.4	0.6	1.3
Sr Hi	21779	2411	95.6	1.4	0.8	2.2
Total	46454	4199	96.2	1.4	0.7	1.7

Table 6.147: While at school have you carried a knife, club or other weapon?

Grade Level	N of Valid	N of Miss	Never	One Time	2-5 Times	6 or More Times
6th	6033	450	91.6	4.8	1.4	2.2
7th	5449	377	87.4	7.1	2.9	2.6
8th	13185	969	84.3	8.6	3.6	3.5
9th	7494	780	80.2	9.4	5.0	5.4
10th	9130	1033	81.6	7.6	4.5	6.2
11th	3858	421	82.4	7.1	4.2	6.3
12th	1269	205	80.7	6.7	4.7	7.9
Jr Hi	24667	1796	86.8	7.3	2.9	3.0
Sr Hi	21751	2439	81.2	8.1	4.6	6.0
Total	46418	4235	84.2	7.7	3.7	4.4

Table 6.148: While at school have you threatened a student with a gun, knife or club?

Grade Level	N of Valid	N of Miss	Never	One Time	2-5 Times	6 or More Times
6th	6006	477	96.6	1.5	0.7	1.3
7th	5421	405	95.7	2.3	1.1	1.0
8th	13090	1064	93.5	3.2	1.4	1.9
9th	7444	830	93.1	2.8	1.8	2.3
10th	9061	1102	93.1	2.7	1.8	2.4
11th	3837	442	93.6	2.3	1.2	2.9
12th	1265	209	92.8	2.2	1.6	3.4
Jr Hi	24517	1946	94.7	2.6	1.1	1.6
Sr Hi	21607	2583	93.2	2.6	1.7	2.5
Total	46124	4529	94.0	2.6	1.4	2.0

Table 6.149: While at school have you threatened to hurt a student by hitting, slapping or kicking?

Grade Level	N of Valid	N of Miss	Never	One Time	2-5 Times	6 or More Times
6th	6008	475	68.5	11.5	8.9	11.1
7th	5434	392	61.5	11.2	12.8	14.4
8th	13124	1030	55.2	12.9	14.8	17.1
9th	7496	778	58.8	10.8	14.6	15.8
10th	9114	1049	59.2	10.9	14.4	15.5
11th	3832	447	64.6	9.5	13.1	12.8
12th	1268	206	70.6	7.9	9.6	11.9
Jr Hi	24566	1897	59.8	12.2	12.9	15.1
Sr Hi	21710	2480	60.7	10.4	13.9	14.9
Total	46276	4377	60.2	11.4	13.4	15.0

Table 6.150: While at school have you hurt a student by using a gun, knife or club?

Grade Level	N of Valid	N of Miss	Never	One Time	2-5 Times	6 or More Times
6th	6007	476	97.8	0.7	0.4	1.0
7th	5415	411	97.6	1.2	0.5	0.8
8th	13103	1051	96.2	1.4	0.9	1.4
9th	7456	818	95.5	1.6	1.0	1.9
10th	9075	1088	95.8	1.4	1.1	1.7
11th	3831	448	95.8	1.4	0.9	1.8
12th	1263	211	93.8	1.8	1.4	2.9
Jr Hi	24525	1938	96.9	1.2	0.7	1.2
Sr Hi	21625	2565	95.6	1.5	1.1	1.9
Total	46150	4503	96.3	1.3	0.9	1.5

Table 6.151: While at school have you hurt a student by hitting, slapping or kicking?

Grade Level	N of Valid	N of Miss	Never	One Time	2-5 Times	6 or More Times
6th	6007	476	71.4	12.0	8.4	8.2
7th	5418	408	65.7	12.8	10.7	10.9
8th	13109	1045	60.1	14.4	13.9	11.6
9th	7456	818	64.4	12.0	12.7	10.9
10th	9092	1071	66.5	11.4	12.2	9.8
11th	3825	454	73.8	9.1	9.6	7.6
12th	1262	212	77.1	7.7	7.5	7.7
Jr Hi	24534	1929	64.1	13.4	11.9	10.6
Sr Hi	21635	2555	67.7	11.0	11.7	9.6
Total	46169	4484	65.8	12.3	11.8	10.2

Table 6.152: While at school have you been threatened with a gun, knife or club by a student?

Grade Level	N of Valid	N of Miss	Never	One Time	2-5 Times	6 or More Times
6th	5981	502	89.9	5.4	2.4	2.3
7th	5413	413	89.6	5.6	2.8	2.0
8th	13086	1068	87.5	7.0	3.2	2.3
9th	7448	826	86.6	6.8	3.8	2.8
10th	9065	1098	87.3	6.5	3.4	2.8
11th	3814	465	89.3	5.1	3.0	2.6
12th	1258	216	89.5	3.6	3.3	3.6
Jr Hi	24480	1983	88.5	6.3	2.9	2.2
Sr Hi	21585	2605	87.5	6.2	3.5	2.8
Total	46065	4588	88.1	6.2	3.2	2.5

Table 6.153: While at school have you had a student threaten to hit, slap or kick you?

Grade Level	N of Valid	N of Miss	Never	One Time	2-5 Times	6 or More Times
6th	5995	488	59.1	15.6	12.7	12.6
7th	5426	400	56.4	15.6	14.9	13.1
8th	13112	1042	55.9	16.5	15.2	12.4
9th	7457	817	58.1	15.0	15.3	11.7
10th	9071	1092	60.6	14.9	14.7	9.9
11th	3820	459	66.6	12.4	12.0	9.0
12th	1258	216	71.9	10.7	10.0	7.5
Jr Hi	24533	1930	56.8	16.1	14.5	12.6
Sr Hi	21606	2584	61.4	14.3	14.1	10.2
Total	46139	4514	59.0	15.2	14.3	11.5

Table 6.154: While at school have you been afraid a student may hurt you?

Grade Level	N of Valid	N of Miss	Never	One Time	2-5 Times	6 or More Times
6th	5985	498	74.6	12.4	6.3	6.6
7th	5423	403	75.4	12.5	6.8	5.3
8th	13111	1043	77.7	12.1	5.7	4.5
9th	7427	847	77.7	12.6	5.7	4.0
10th	9062	1101	80.6	10.3	5.6	3.5
11th	3811	468	83.9	8.6	3.9	3.6
12th	1262	212	85.2	6.8	3.9	4.1
Jr Hi	24519	1944	76.5	12.2	6.1	5.2
Sr Hi	21562	2628	80.4	10.6	5.2	3.7
Total	46081	4572	78.3	11.5	5.7	4.5

Table 6.155: While at school have you been hurt by a student using a gun, knife or club?

Grade Level	N of Valid	N of Miss	Never	One Time	2-5 Times	6 or More Times
6th	5974	509	96.9	1.3	0.7	1.0
7th	5410	416	96.8	1.6	0.6	1.0
8th	13109	1045	96.2	2.1	0.7	1.0
9th	7420	854	95.5	2.0	0.9	1.6
10th	9047	1116	96.1	1.7	1.0	1.3
11th	3811	468	96.3	1.3	1.0	1.4
12th	1257	217	94.9	1.2	1.1	2.8
Jr Hi	24493	1970	96.5	1.8	0.7	1.0
Sr Hi	21535	2655	95.9	1.7	1.0	1.5
Total	46028	4625	96.2	1.7	0.8	1.2

Table 6.156: While at school have you been hurt by a student who hit, slapped or kicked you?

Grade Level	N of Valid	N of Miss	Never	One Time	2-5 Times	6 or More Times
6th	5993	490	75.7	12.1	6.9	5.3
7th	5417	409	74.6	12.4	7.3	5.7
8th	13107	1047	77.8	11.5	6.7	4.0
9th	7409	865	80.3	10.3	5.2	4.2
10th	9041	1122	83.5	8.4	4.8	3.3
11th	3807	472	87.7	6.1	3.3	3.0
12th	1253	221	88.5	4.3	3.1	4.1
Jr Hi	24517	1946	76.6	11.9	6.9	4.7
Sr Hi	21510	2680	83.4	8.4	4.6	3.6
Total	46027	4626	79.8	10.2	5.8	4.2

Table 6.157: While at school have you been helped by a school security officer?

Grade Level	N of Valid	N of Miss	Never	One Time	2-5 Times	6 or More Times
6th	5917	566	91.8	4.8	1.7	1.7
7th	5391	435	93.3	4.2	1.4	1.1
8th	13072	1082	90.9	5.9	1.9	1.3
9th	7405	869	91.5	5.2	1.8	1.5
10th	9035	1128	90.8	5.7	2.0	1.5
11th	3799	480	91.9	4.5	1.9	1.7
12th	1257	217	87.8	5.7	3.3	3.1
Jr Hi	24380	2083	91.7	5.3	1.7	1.3
Sr Hi	21496	2694	91.0	5.3	2.0	1.6
Total	45876	4777	91.4	5.3	1.9	1.5

Table 6.158: While at school have you been in trouble with school security officer?

Grade Level	N of Valid	N of Miss	Never	One Time	2-5 Times	6 or More Times
6th	5896	587	94.1	3.0	1.4	1.6
7th	5393	433	92.2	4.0	2.2	1.7
8th	13016	1138	87.9	6.6	3.2	2.4
9th	7384	890	89.2	5.2	3.1	2.4
10th	9009	1154	88.5	5.8	3.2	2.5
11th	3791	488	91.7	4.0	2.0	2.4
12th	1254	220	90.8	3.9	2.0	3.3
Jr Hi	24305	2158	90.3	5.1	2.5	2.0
Sr Hi	21438	2752	89.4	5.2	2.9	2.5
Total	45743	4910	89.9	5.2	2.7	2.2

6.9 What Effect Do You Most Often Get When You Use

Table 6.159: What effect do you most often get when you smoke cigarettes?

Grade Level	N of Valid	N of Miss	Do Not Use	No High	A Little High	Very High	Bombed/Stoned
6th	6084	399	87.2	10.3	1.7	0.3	0.5
7th	5511	315	80.9	16.2	2.1	0.3	0.5
8th	13252	902	76.6	19.9	2.4	0.4	0.7
9th	7619	655	68.3	26.3	3.7	0.7	1.0
10th	9266	897	72.3	22.5	4.1	0.3	0.8
11th	3889	390	68.3	25.1	4.5	0.9	1.2
12th	1272	202	65.8	26.2	4.9	0.9	2.3
Jr Hi	24847	1616	80.1	16.7	2.2	0.4	0.6
Sr Hi	22046	2144	69.8	24.5	4.1	0.6	1.0
Total	46893	3760	75.3	20.4	3.1	0.5	0.8

Table 6.160: What effect do you most often get when you use smokeless tobacco?

Grade Level	N of Valid	N of Miss	Do Not Use	No High	A Little High	Very High	Bombed/Stoned
6th	6076	407	94.0	4.4	0.9	0.3	0.4
7th	5501	325	90.1	7.5	1.6	0.3	0.5
8th	13254	900	91.1	6.2	1.6	0.5	0.6
9th	7618	656	84.5	10.6	3.2	0.9	0.9
10th	9242	921	88.8	7.7	2.3	0.4	0.8
11th	3881	398	86.2	9.2	2.7	0.9	1.0
12th	1270	204	84.6	9.9	2.4	1.0	2.1
Jr Hi	24831	1632	91.6	6.1	1.4	0.4	0.5
Sr Hi	22011	2179	86.6	9.1	2.7	0.7	0.9
Total	46842	3811	89.3	7.5	2.0	0.5	0.7

Table 6.161: What effect do you most often get when you smoke cigars?

Grade Level	N of Valid	N of Miss	Do Not Use	No High	A Little High	Very High	Bombed/Stoned
6th	6056	427	93.9	4.2	1.1	0.4	0.5
7th	5498	328	90.8	6.7	1.6	0.5	0.4
8th	13226	928	87.5	8.8	2.5	0.6	0.7
9th	7596	678	81.2	13.2	3.7	1.0	1.0
10th	9210	953	83.0	11.8	3.7	0.5	1.0
11th	3880	399	80.5	13.6	3.8	0.9	1.2
12th	1269	205	77.8	13.2	5.4	1.1	2.5
Jr Hi	24780	1683	89.8	7.2	1.9	0.5	0.6
Sr Hi	21955	2235	81.6	12.7	3.8	0.8	1.1
Total	46735	3918	86.0	9.8	2.8	0.6	0.8

Table 6.162: What effect do you most often get when you drink beer?

Grade Level	N of Valid	N of Miss	Do Not Use	No High	A Little High	Very High	Bombed/Stoned
6th	6054	429	85.7	9.5	2.7	1.1	1.0
7th	5490	336	78.7	12.8	5.4	1.7	1.3
8th	13212	942	71.5	15.9	8.2	2.5	2.0
9th	7572	702	59.8	15.4	14.7	5.6	4.4
10th	9204	959	61.8	14.5	13.5	5.7	4.4
11th	3861	418	55.9	13.2	16.5	8.3	6.2
12th	1265	209	54.4	13.0	16.5	8.9	7.3
Jr Hi	24756	1707	76.6	13.6	6.2	2.0	1.6
Sr Hi	21902	2288	59.6	14.5	14.7	6.3	4.9
Total	46658	3995	68.6	14.0	10.2	4.0	3.2

Table 6.163: What effect do you most often get when you drink wine coolers?

Grade Level	N of Valid	N of Miss	Do Not Use	No High	A Little High	Very High	Bombed/Stoned
6th	6058	425	84.5	11.5	2.5	0.7	0.8
7th	5477	349	77.3	16.2	4.6	1.2	0.8
8th	13205	949	66.2	23.9	6.9	1.5	1.4
9th	7573	701	58.4	22.2	13.5	3.1	2.7
10th	9195	968	57.0	24.1	13.3	3.0	2.5
11th	3870	409	54.7	21.9	15.7	4.5	3.2
12th	1260	214	52.9	21.5	16.9	4.8	3.9
Jr Hi	24740	1723	73.1	19.2	5.3	1.2	1.1
Sr Hi	21898	2292	56.9	22.9	14.0	3.4	2.8
Total	46638	4015	65.5	20.9	9.4	2.3	1.9

Table 6.164: What effect do you most often get when you drink liquor?

Grade Level	N of Valid	N of Miss	Do Not Use	No High	A Little High	Very High	Bombed/Stoned
6th	6064	419	91.7	4.3	1.8	1.1	1.1
7th	5488	338	85.6	6.4	3.9	2.4	1.7
8th	13187	967	78.2	8.7	5.9	4.5	2.7
9th	7561	713	63.1	9.9	10.4	9.1	7.4
10th	9202	961	61.6	9.8	11.3	9.8	7.5
11th	3878	401	53.2	9.3	13.6	13.0	10.9
12th	1262	212	50.2	9.8	13.2	14.1	12.8
Jr Hi	24739	1724	83.2	7.1	4.4	3.2	2.1
Sr Hi	21903	2287	60.0	9.7	11.5	10.4	8.4
Total	46642	4011	72.3	8.4	7.8	6.6	5.0

Table 6.165: What effect do you most often get when you smoke marijuana?

Grade Level	N of Valid	N of Miss	Do Not Use	No High	A Little High	Very High	Bombed/Stoned
6th	6054	429	95.2	0.7	0.8	1.8	1.6
7th	5483	343	91.4	0.9	1.6	2.3	3.8
8th	13204	950	86.0	0.9	2.7	5.2	5.1
9th	7573	701	76.8	1.6	3.8	7.4	10.4
10th	9189	974	76.0	1.3	4.4	8.3	10.0
11th	3859	420	73.7	1.8	4.1	9.3	11.0
12th	1256	218	71.3	1.8	4.9	9.4	12.6
Jr Hi	24741	1722	89.5	0.9	2.0	3.7	3.9
Sr Hi	21877	2313	75.6	1.5	4.2	8.2	10.5
Total	46618	4035	83.0	1.2	3.0	5.8	7.0

Table 6.166: What effect do you most often get when you use cocaine?

Grade Level	N of Valid	N of Miss	Do Not Use	No High	A Little High	Very High	Bombed/Stoned
6th	6054	429	97.5	0.5	0.4	0.6	1.0
7th	5480	346	96.9	0.4	0.5	0.9	1.3
8th	13213	941	96.6	0.5	0.5	0.8	1.5
9th	7574	700	94.1	0.8	0.8	1.5	2.7
10th	9205	958	95.3	0.7	0.8	0.9	2.3
11th	3879	400	93.8	0.9	0.6	1.8	2.9
12th	1258	216	92.2	1.0	1.2	1.8	3.8
Jr Hi	24747	1716	96.9	0.5	0.5	0.8	1.3
Sr Hi	21916	2274	94.5	0.8	0.8	1.3	2.6
Total	46663	3990	95.7	0.6	0.6	1.1	1.9

Table 6.167: What effect do you most often get when you use uppers?

Grade Level	N of Valid	N of Miss	Do Not Use	No High	A Little High	Very High	Bombed/Stoned
6th	6016	467	97.6	0.5	0.5	0.5	0.7
7th	5479	347	96.8	0.5	0.6	1.1	1.0
8th	13187	967	96.8	0.5	0.6	0.8	1.2
9th	7580	694	93.5	0.8	1.1	2.0	2.6
10th	9188	975	95.2	0.6	0.8	1.3	2.0
11th	3880	399	94.7	0.6	0.7	1.9	2.2
12th	1259	215	92.9	0.7	0.7	2.4	3.3
Jr Hi	24682	1781	97.0	0.5	0.6	0.8	1.1
Sr Hi	21907	2283	94.4	0.7	0.9	1.7	2.3
Total	46589	4064	95.8	0.6	0.7	1.2	1.7

Table 6.168: What effect do you most often get when you use downers?

Grade Level	N of Valid	N of Miss	Do Not Use	No High	A Little High	Very High	Bombed/Stoned
6th	6011	472	97.5	0.7	0.5	0.5	0.8
7th	5478	348	96.9	0.8	0.8	0.7	0.9
8th	13184	970	96.4	0.8	1.0	0.8	1.0
9th	7575	699	92.7	1.3	1.7	2.0	2.3
10th	9196	967	94.7	1.0	1.3	1.3	1.8
11th	3881	398	93.3	0.9	1.4	2.0	2.3
12th	1258	216	92.4	1.2	1.7	1.7	3.0
Jr Hi	24673	1790	96.8	0.8	0.8	0.7	0.9
Sr Hi	21910	2280	93.6	1.1	1.5	1.7	2.2
Total	46583	4070	95.3	0.9	1.1	1.2	1.5

Table 6.169: What effect do you most often get when you use inhalants?

Grade Level	N of Valid	N of Miss	Do Not Use	No High	A Little High	Very High	Bombed/Stoned
6th	6011	472	95.1	1.5	1.5	0.9	0.9
7th	5482	344	94.5	1.3	2.1	1.2	0.9
8th	13176	978	94.3	1.4	2.2	1.0	1.2
9th	7572	702	93.7	1.1	2.0	1.4	1.8
10th	9188	975	95.2	0.9	1.4	1.0	1.5
11th	3877	402	94.4	1.1	1.1	1.5	1.9
12th	1256	218	93.9	0.6	1.5	1.1	2.9
Jr Hi	24669	1794	94.5	1.4	2.0	1.0	1.0
Sr Hi	21893	2297	94.4	1.0	1.6	1.2	1.8
Total	46562	4091	94.5	1.2	1.8	1.1	1.4

Table 6.170: What effect do you most often get when you use hallucinogens?

Grade Level	N of Valid	N of Miss	Do Not Use	No High	A Little High	Very High	Bombed/Stoned
6th	5994	489	97.7	0.6	0.4	0.5	0.8
7th	5477	349	97.5	0.4	0.6	0.6	0.9
8th	13180	974	97.4	0.4	0.5	0.6	1.1
9th	7560	714	95.0	0.7	0.6	1.3	2.4
10th	9181	982	96.1	0.4	0.5	0.9	2.0
11th	3881	398	95.0	0.6	0.5	1.4	2.5
12th	1257	217	94.0	0.6	0.7	1.3	3.5
Jr Hi	24651	1812	97.5	0.5	0.5	0.6	1.0
Sr Hi	21879	2311	95.4	0.6	0.5	1.2	2.3
Total	46530	4123	96.5	0.5	0.5	0.9	1.6

Table 6.171: What effect do you most often get when you use heroin?

Grade Level	N of Valid	N of Miss	Do Not Use	No High	A Little High	Very High	Bombed/Stoned
6th	6003	480	97.8	0.5	0.3	0.5	0.8
7th	5473	353	97.6	0.4	0.5	0.6	1.0
8th	13194	960	97.5	0.4	0.4	0.5	1.1
9th	7561	713	96.0	0.6	0.4	0.9	2.0
10th	9181	982	97.1	0.3	0.4	0.6	1.5
11th	3874	405	96.0	0.6	0.3	1.0	2.1
12th	1258	216	95.0	0.4	0.5	1.4	2.8
Jr Hi	24670	1793	97.6	0.4	0.4	0.5	1.0
Sr Hi	21874	2316	96.4	0.5	0.4	0.8	1.9
Total	46544	4109	97.1	0.5	0.4	0.7	1.4

Table 6.172: What effect do you most often get when you use steroids?

Grade Level	N of Valid	N of Miss	Do Not Use	No High	A Little High	Very High	Bombed/Stoned
6th	6005	478	97.7	0.7	0.5	0.4	0.7
7th	5464	362	97.5	0.9	0.5	0.4	0.7
8th	13185	969	97.6	0.7	0.5	0.5	0.8
9th	7572	702	96.0	1.0	0.5	0.9	1.6
10th	9183	980	97.0	0.8	0.5	0.5	1.2
11th	3870	409	96.0	1.0	0.5	1.2	1.4
12th	1258	216	94.8	1.0	0.8	0.9	2.5
Jr Hi	24654	1809	97.6	0.7	0.5	0.4	0.8
Sr Hi	21883	2307	96.4	0.9	0.5	0.8	1.4
Total	46537	4116	97.0	0.8	0.5	0.6	1.1

Table 6.173: What effect do you most often get when you use ecstasy?

Grade Level	N of Valid	N of Miss	Do Not Use	No High	A Little High	Very High	Bombed/Stoned
6th	5993	490	97.6	0.5	0.5	0.5	0.9
7th	5471	355	97.1	0.6	0.4	0.9	1.0
8th	13179	975	96.6	0.5	0.6	0.8	1.6
9th	7578	696	94.0	0.7	0.8	1.5	3.0
10th	9172	991	95.2	0.5	0.6	1.1	2.5
11th	3870	409	93.6	0.7	0.5	1.8	3.2
12th	1261	213	92.4	0.9	0.8	1.6	4.4
Jr Hi	24643	1820	96.9	0.5	0.5	0.8	1.3
Sr Hi	21881	2309	94.4	0.6	0.6	1.4	2.9
Total	46524	4129	95.7	0.6	0.6	1.1	2.0

Table 6.174: What effect do you most often get when you use OxyContin?

Grade Level	N of Valid	N of Miss	Do Not Use	No High	A Little High	Very High	Bombed/Stoned
6th	5952	531	97.6	0.6	0.4	0.5	0.9
7th	5455	371	97.2	0.6	0.4	0.8	1.0
8th	13139	1015	97.1	0.5	0.4	0.7	1.3
9th	7550	724	93.7	0.9	0.8	1.6	3.0
10th	9153	1010	95.3	0.7	0.9	1.2	2.1
11th	3852	427	93.9	0.9	0.7	1.8	2.7
12th	1258	216	93.5	0.7	0.7	1.4	3.7
Jr Hi	24546	1917	97.3	0.6	0.4	0.6	1.1
Sr Hi	21813	2377	94.4	0.8	0.8	1.4	2.6
Total	46359	4294	95.9	0.7	0.6	1.0	1.8

6.10 How Easy Is It To Get

Table 6.175: How easy is it to get cigarettes?

Grade Level	N of Valid	N of Miss	Cannot Get	Very Difficult	Fairly Difficult	Fairly Easy	Very Easy
6th	5887	596	68.2	5.0	4.4	8.5	13.9
7th	5372	454	56.2	3.8	5.6	13.0	21.5
8th	12956	1198	50.9	3.4	5.2	15.5	24.9
9th	7484	790	33.2	2.2	4.6	18.5	41.5
10th	9017	1146	32.2	1.6	4.3	18.8	43.0
11th	3839	440	26.5	1.3	2.6	16.9	52.7
12th	1237	237	23.2	1.3	1.4	11.2	63.0
Jr Hi	24215	2248	56.3	3.9	5.1	13.2	21.5
Sr Hi	21577	2613	31.0	1.7	3.9	17.9	45.4
Total	45792	4861	44.4	2.9	4.6	15.4	32.7

Table 6.176: How easy is it to get smokeless tobacco?

Grade Level	N of Valid	N of Miss	Cannot Get	Very Difficult	Fairly Difficult	Fairly Easy	Very Easy
6th	5853	630	76.6	5.4	3.9	5.5	8.5
7th	5339	487	68.3	3.3	5.3	9.1	14.0
8th	12887	1267	64.8	3.5	5.3	10.7	15.8
9th	7437	837	43.2	2.3	4.7	16.4	33.4
10th	8948	1215	43.3	2.2	5.4	15.5	33.6
11th	3807	472	34.0	1.7	3.4	15.9	45.0
12th	1240	234	29.6	1.2	2.7	11.7	54.8
Jr Hi	24079	2384	68.4	3.9	4.9	9.1	13.6
Sr Hi	21432	2758	40.8	2.1	4.7	15.7	36.8
Total	45511	5142	55.4	3.0	4.8	12.2	24.5

Table 6.177: How easy is it to get cigars?

Grade Level	N of Valid	N of Miss	Cannot Get	Very Difficult	Fairly Difficult	Fairly Easy	Very Easy
6th	5838	645	77.0	5.3	4.0	5.4	8.3
7th	5328	498	70.2	4.5	5.5	8.2	11.7
8th	12873	1281	62.9	4.3	6.6	10.8	15.3
9th	7421	853	43.7	3.2	8.0	16.5	28.6
10th	8931	1232	40.2	2.9	7.2	17.1	32.6
11th	3796	483	32.0	2.1	4.8	17.1	43.9
12th	1239	235	27.9	1.0	3.6	12.3	55.0
Jr Hi	24039	2424	68.0	4.6	5.7	8.9	12.8
Sr Hi	21387	2803	39.2	2.8	6.9	16.6	34.5
Total	45426	5227	54.4	3.7	6.3	12.5	23.0

Table 6.178: How easy is it to get beer?

Grade Level	N of Valid	N of Miss	Cannot Get	Very Difficult	Fairly Difficult	Fairly Easy	Very Easy
6th	5841	642	68.0	6.1	4.6	7.5	13.9
7th	5333	493	58.7	4.7	6.7	11.4	18.5
8th	12917	1237	50.7	4.7	7.4	14.7	22.5
9th	7447	827	32.7	3.7	8.1	19.6	35.9
10th	8958	1205	31.5	2.8	7.5	21.0	37.1
11th	3817	462	25.7	2.0	6.1	21.7	44.6
12th	1241	233	26.4	1.5	6.0	23.0	43.1
Jr Hi	24091	2372	56.7	5.0	6.6	12.2	19.5
Sr Hi	21463	2727	30.6	2.9	7.4	20.8	38.4
Total	45554	5099	44.4	4.0	7.0	16.2	28.4

Table 6.179: How easy is it to get wine coolers?

Grade Level	N of Valid	N of Miss	Cannot Get	Very Difficult	Fairly Difficult	Fairly Easy	Very Easy
6th	5821	662	70.2	5.8	4.8	7.4	11.9
7th	5334	492	60.0	5.2	6.4	11.7	16.7
8th	12886	1268	48.6	5.1	7.6	15.5	23.3
9th	7431	843	33.2	3.8	8.4	19.5	35.1
10th	8945	1218	29.2	3.1	8.0	21.5	38.2
11th	3813	466	24.9	2.2	6.2	22.1	44.6
12th	1236	238	24.2	1.5	6.1	23.3	44.8
Jr Hi	24041	2422	56.3	5.3	6.6	12.7	19.1
Sr Hi	21425	2765	29.5	3.1	7.7	21.0	38.6
Total	45466	5187	43.7	4.2	7.1	16.6	28.3

Table 6.180: How easy is it to get liquor?

Grade Level	N of Valid	N of Miss	Cannot Get	Very Difficult	Fairly Difficult	Fairly Easy	Very Easy
6th	5828	655	76.6	5.2	4.1	4.8	9.3
7th	5331	495	66.9	5.3	6.4	8.3	13.2
8th	12852	1302	57.8	5.6	7.1	11.5	18.0
9th	7417	857	37.0	4.4	8.6	17.7	32.3
10th	8942	1221	33.8	3.9	8.3	19.2	34.8
11th	3814	465	26.9	2.5	6.8	21.2	42.6
12th	1235	239	26.2	2.1	7.8	21.6	42.3
Jr Hi	24011	2452	64.4	5.4	6.2	9.2	14.8
Sr Hi	21408	2782	33.2	3.7	8.1	19.2	35.8
Total	45419	5234	49.7	4.6	7.1	13.9	24.7

Table 6.181: How easy is it to get marijuana?

Grade Level	N of Valid	N of Miss	Cannot Get	Very Difficult	Fairly Difficult	Fairly Easy	Very Easy
6th	5822	661	82.5	5.7	3.1	2.8	5.9
7th	5315	511	75.0	5.5	5.3	4.9	9.3
8th	12857	1297	64.8	5.4	6.2	8.7	14.9
9th	7398	876	44.8	4.7	8.1	14.4	28.0
10th	8929	1234	39.6	3.3	6.7	15.4	34.9
11th	3781	498	33.8	3.0	7.2	17.9	38.2
12th	1225	249	32.9	3.0	6.5	16.7	40.9
Jr Hi	23994	2469	71.4	5.5	5.2	6.5	11.5
Sr Hi	21333	2857	40.0	3.7	7.2	15.6	33.4
Total	45327	5326	56.6	4.7	6.2	10.7	21.8

Table 6.182: How easy is it to get cocaine?

Grade Level	N of Valid	N of Miss	Cannot Get	Very Difficult	Fairly Difficult	Fairly Easy	Very Easy
6th	5825	658	84.9	5.8	2.5	2.5	4.3
7th	5309	517	81.4	5.3	4.2	3.2	6.0
8th	12804	1350	75.4	6.3	5.3	5.2	7.7
9th	7382	892	59.3	7.3	9.6	9.3	14.4
10th	8859	1304	56.1	6.6	9.7	10.4	17.2
11th	3759	520	49.5	7.0	11.5	12.2	19.7
12th	1226	248	49.1	5.7	9.7	12.8	22.7
Jr Hi	23938	2525	79.0	6.0	4.4	4.1	6.5
Sr Hi	21226	2964	55.7	6.9	10.0	10.5	17.0
Total	45164	5489	68.1	6.4	7.0	7.1	11.4

Table 6.183: How easy is it to get uppers?

Grade Level	N of Valid	N of Miss	Cannot Get	Very Difficult	Fairly Difficult	Fairly Easy	Very Easy
6th	5780	703	85.8	5.1	2.7	2.4	4.1
7th	5293	533	82.1	4.8	4.0	3.5	5.5
8th	12799	1355	77.4	5.8	5.2	4.6	7.0
9th	7372	902	60.5	7.1	9.3	9.3	13.7
10th	8862	1301	58.3	6.8	9.0	10.0	15.9
11th	3756	523	51.6	7.3	11.3	12.1	17.7
12th	1227	247	51.8	7.3	9.9	11.4	19.6
Jr Hi	23872	2591	80.5	5.4	4.3	3.8	6.0
Sr Hi	21217	2973	57.5	7.0	9.6	10.2	15.7
Total	45089	5564	69.7	6.2	6.8	6.8	10.5

Table 6.184: How easy is it to get downers?

Grade Level	N of Valid	N of Miss	Cannot Get	Very Difficult	Fairly Difficult	Fairly Easy	Very Easy
6th	5773	710	85.6	5.1	2.5	2.4	4.5
7th	5286	540	82.0	4.8	4.1	3.2	5.9
8th	12785	1369	76.9	5.5	4.8	4.9	7.9
9th	7349	925	60.1	6.7	8.5	9.7	15.1
10th	8850	1313	57.5	6.2	8.7	10.8	16.8
11th	3758	521	51.2	6.8	10.4	12.9	18.8
12th	1226	248	51.9	6.4	9.0	11.8	21.0
Jr Hi	23844	2619	80.1	5.3	4.1	3.9	6.6
Sr Hi	21183	3007	57.0	6.5	8.9	10.8	16.8
Total	45027	5626	69.2	5.8	6.4	7.2	11.4

Table 6.185: How easy is it to get inhalants?

Grade Level	N of Valid	N of Miss	Cannot Get	Very Difficult	Fairly Difficult	Fairly Easy	Very Easy
6th	5788	695	80.7	3.5	1.9	2.8	11.1
7th	5283	543	75.4	3.6	2.9	3.8	14.3
8th	12776	1378	71.6	3.5	3.2	5.0	16.7
9th	7350	924	57.1	4.6	5.8	8.6	23.9
10th	8858	1305	54.0	4.0	5.5	9.0	27.5
11th	3748	531	49.6	4.6	7.2	11.4	27.3
12th	1229	245	50.3	4.2	6.8	10.7	28.0
Jr Hi	23847	2616	74.6	3.5	2.8	4.2	14.8
Sr Hi	21185	3005	54.1	4.3	6.0	9.4	26.3
Total	45032	5621	65.0	3.9	4.3	6.7	20.2

Table 6.186: How easy is it to get hallucinogens?

Grade Level	N of Valid	N of Miss	Cannot Get	Very Difficult	Fairly Difficult	Fairly Easy	Very Easy
6th	5763	720	86.6	5.0	2.3	2.0	4.0
7th	5283	543	83.2	5.2	3.8	2.8	5.1
8th	12776	1378	78.7	5.9	4.8	4.1	6.4
9th	7351	923	62.4	7.6	9.3	8.0	12.7
10th	8855	1308	59.7	8.0	9.2	8.8	14.4
11th	3750	529	53.1	8.1	11.8	10.7	16.3
12th	1226	248	53.8	7.1	9.5	11.3	18.2
Jr Hi	23822	2641	81.6	5.5	4.0	3.3	5.5
Sr Hi	21182	3008	59.1	7.8	9.7	9.0	14.4
Total	45004	5649	71.0	6.6	6.7	6.0	9.7

Table 6.187: How easy is it to get heroin?

Grade Level	N of Valid	N of Miss	Cannot Get	Very Difficult	Fairly Difficult	Fairly Easy	Very Easy
6th	5774	709	86.7	5.1	2.4	1.9	3.9
7th	5279	547	83.9	5.1	3.7	2.3	5.0
8th	12760	1394	78.9	6.3	4.7	3.9	6.2
9th	7360	914	63.7	8.7	8.6	7.2	11.9
10th	8845	1318	60.9	8.8	8.9	8.0	13.5
11th	3757	522	54.3	8.9	11.6	9.8	15.4
12th	1226	248	55.6	7.5	10.1	9.9	16.9
Jr Hi	23813	2650	81.9	5.8	3.9	3.1	5.4
Sr Hi	21188	3002	60.4	8.7	9.3	8.2	13.4
Total	45001	5652	71.8	7.2	6.5	5.5	9.2

Table 6.188: How easy is it to get steroids?

Grade Level	N of Valid	N of Miss	Cannot Get	Very Difficult	Fairly Difficult	Fairly Easy	Very Easy
6th	5768	715	86.4	4.8	2.6	2.1	4.1
7th	5279	547	83.0	4.7	3.9	3.2	5.2
8th	12757	1397	78.4	5.8	4.9	4.3	6.6
9th	7342	932	62.7	7.4	8.6	8.5	12.9
10th	8849	1314	59.9	7.1	9.2	9.1	14.7
11th	3751	528	53.3	6.9	11.4	11.4	17.0
12th	1226	248	53.9	7.6	9.3	11.7	17.5
Jr Hi	23804	2659	81.4	5.3	4.1	3.5	5.7
Sr Hi	21168	3022	59.3	7.2	9.4	9.5	14.6
Total	44972	5681	71.0	6.2	6.6	6.3	9.9

Table 6.189: How easy is it to get ecstasy?

Grade Level	N of Valid	N of Miss	Cannot Get	Very Difficult	Fairly Difficult	Fairly Easy	Very Easy
6th	5766	717	86.5	5.0	2.4	2.1	4.0
7th	5276	550	83.2	5.3	3.8	2.6	5.1
8th	12762	1392	78.1	6.2	4.5	4.5	6.8
9th	7346	928	61.9	7.6	9.0	8.2	13.3
10th	8846	1317	58.2	7.5	9.0	9.4	15.8
11th	3756	523	52.1	7.5	10.4	11.7	18.2
12th	1222	252	51.4	7.0	9.8	11.0	20.8
Jr Hi	23804	2659	81.3	5.7	3.8	3.5	5.8
Sr Hi	21170	3020	58.0	7.5	9.3	9.5	15.7
Total	44974	5679	70.3	6.5	6.4	6.3	10.4

Table 6.190: How easy is it to get OxyContin?

Grade Level	N of Valid	N of Miss	Cannot Get	Very Difficult	Fairly Difficult	Fairly Easy	Very Easy
6th	5724	759	86.8	5.1	2.2	2.0	4.0
7th	5264	562	83.2	4.9	3.5	2.8	5.6
8th	12691	1463	79.5	5.9	4.2	3.8	6.6
9th	7323	951	62.6	7.1	8.6	8.1	13.7
10th	8805	1358	60.6	7.7	8.2	8.4	15.1
11th	3732	547	53.5	7.7	10.3	11.2	17.4
12th	1213	261	55.2	6.8	9.6	11.3	17.1
Jr Hi	23679	2784	82.1	5.5	3.5	3.1	5.8
Sr Hi	21073	3117	59.7	7.4	8.8	9.0	15.1
Total	44752	5901	71.5	6.4	6.0	5.9	10.2

6.11 In My School, I Feel Safe...

Table 6.191: In my school, I feel safe in the classroom?

Grade Level	N of Valid	N of Miss	Never	Seldom	Sometimes	Often	A Lot
6th	5962	521	10.0	4.5	13.3	14.6	57.6
7th	5433	393	10.1	5.2	13.4	18.9	52.5
8th	13107	1047	12.3	6.3	15.1	19.3	47.0
9th	7426	848	12.8	5.3	14.8	22.9	44.3
10th	9026	1137	13.0	5.6	16.6	23.2	41.7
11th	3793	486	13.2	4.5	14.4	23.6	44.2
12th	1239	235	15.6	5.8	12.8	22.0	43.9
Jr Hi	24502	1961	11.3	5.6	14.3	18.1	50.8
Sr Hi	21484	2706	13.1	5.3	15.4	23.1	43.1
Total	45986	4667	12.1	5.4	14.8	20.4	47.2

Table 6.192: In my school, I feel safe in the cafeteria?

Grade Level	N of Valid	N of Miss	Never	Seldom	Sometimes	Often	A Lot
6th	5940	543	14.2	7.1	14.4	17.1	47.3
7th	5415	411	13.3	7.5	14.5	19.7	45.0
8th	13083	1071	15.6	7.8	16.1	19.8	40.8
9th	7429	845	14.5	7.1	16.5	23.2	38.7
10th	9014	1149	16.0	8.2	19.0	22.2	34.6
11th	3793	486	15.1	6.6	16.6	23.0	38.8
12th	1237	237	17.6	7.2	15.7	20.7	38.8
Jr Hi	24438	2025	14.8	7.5	15.3	19.1	43.3
Sr Hi	21473	2717	15.4	7.5	17.5	22.6	37.0
Total	45911	4742	15.1	7.5	16.3	20.8	40.4

Table 6.193: In my school, I feel safe in the halls?

Grade Level	N of Valid	N of Miss	Never	Seldom	Sometimes	Often	A Lot
6th	5931	552	18.9	10.0	16.9	15.6	38.5
7th	5413	413	16.1	9.1	16.9	19.8	38.0
8th	13089	1065	18.3	9.2	17.5	19.0	36.0
9th	7408	866	16.0	8.2	18.7	21.7	35.5
10th	9005	1158	17.5	9.3	19.9	21.4	31.8
11th	3790	489	15.9	6.7	17.3	22.8	37.3
12th	1233	241	17.7	8.2	17.5	19.1	37.5
Jr Hi	24433	2030	18.0	9.4	17.2	18.4	37.1
Sr Hi	21436	2754	16.7	8.4	18.9	21.6	34.4
Total	45869	4784	17.4	8.9	18.0	19.9	35.8

Table 6.194: In my school, I feel safe in the bathroom?

Grade Level	N of Valid	N of Miss	Never	Seldom	Sometimes	Often	A Lot
6th	5910	573	22.1	10.6	16.1	13.9	37.3
7th	5402	424	18.5	9.6	16.1	17.8	37.9
8th	13074	1080	20.9	9.5	16.6	17.7	35.3
9th	7409	865	17.7	9.0	17.0	21.0	35.4
10th	9003	1160	18.6	9.5	18.8	20.5	32.6
11th	3784	495	17.0	6.5	16.7	21.9	37.9
12th	1230	244	18.2	8.1	16.4	19.6	37.6
Jr Hi	24386	2077	20.7	9.8	16.4	16.8	36.4
Sr Hi	21426	2764	18.0	8.7	17.7	20.9	34.8
Total	45812	4841	19.4	9.3	17.0	18.7	35.6

Table 6.195: In my school, I feel safe in the gym?

Grade Level	N of Valid	N of Miss	Never	Seldom	Sometimes	Often	A Lot
6th	5906	577	15.2	7.4	14.0	15.5	47.9
7th	5379	447	13.8	7.7	13.9	19.2	45.4
8th	13053	1101	15.9	7.7	15.3	19.0	42.2
9th	7394	880	14.6	6.4	16.2	22.7	40.1
10th	9000	1163	15.7	7.2	18.0	22.2	37.0
11th	3783	496	15.1	5.7	15.2	23.9	40.1
12th	1230	244	17.3	6.7	14.9	20.7	40.4
Jr Hi	24338	2125	15.2	7.6	14.7	18.2	44.3
Sr Hi	21407	2783	15.3	6.6	16.7	22.6	38.8
Total	45745	4908	15.3	7.1	15.6	20.3	41.7

Table 6.196: In my school, I feel safe on the school bus?

Grade Level	N of Valid	N of Miss	Never	Seldom	Sometimes	Often	A Lot
6th	5822	661	23.5	10.2	15.5	14.0	36.8
7th	5339	487	19.7	10.4	15.7	17.2	36.9
8th	12917	1237	22.0	9.7	16.5	17.2	34.7
9th	7320	954	19.2	8.7	16.8	19.7	35.7
10th	8856	1307	21.1	9.5	18.2	18.6	32.6
11th	3745	534	19.8	6.8	16.7	20.9	35.8
12th	1215	259	21.7	7.7	15.1	19.7	35.8
Jr Hi	24078	2385	21.8	10.0	16.1	16.4	35.7
Sr Hi	21136	3054	20.2	8.6	17.3	19.4	34.4
Total	45214	5439	21.1	9.3	16.6	17.8	35.1

Table 6.197: In my school, I feel safe at school events?

Grade Level	N of Valid	N of Miss	Never	Seldom	Sometimes	Often	A Lot
6th	5880	603	19.3	7.9	14.4	14.1	44.3
7th	5389	437	16.8	7.8	13.7	18.7	43.0
8th	13004	1150	18.8	8.0	15.7	18.7	38.8
9th	7369	905	16.4	7.0	16.4	21.8	38.3
10th	8983	1180	18.0	8.9	19.1	20.8	33.3
11th	3780	499	15.6	6.1	16.8	23.2	38.2
12th	1229	245	18.4	6.4	18.1	19.4	37.7
Jr Hi	24273	2190	18.5	7.9	14.9	17.6	41.1
Sr Hi	21361	2829	17.0	7.6	17.7	21.5	36.1
Total	45634	5019	17.8	7.8	16.2	19.4	38.8

Table 6.198: In my school, I feel safe on the playground?

Grade Level	N of Valid	N of Miss	Never	Seldom	Sometimes	Often	A Lot
6th	5837	646	22.4	8.7	13.7	13.7	41.5
7th	5254	572	21.7	7.8	12.9	15.8	41.8
8th	12716	1438	23.7	8.3	13.9	16.5	37.7
9th	7210	1064	20.6	6.5	14.0	19.9	39.0
10th	8777	1386	21.6	7.8	16.2	18.9	35.5
11th	3736	543	19.3	5.4	14.8	21.0	39.5
12th	1214	260	21.9	6.5	14.5	18.9	38.1
Jr Hi	23807	2656	22.9	8.3	13.6	15.6	39.5
Sr Hi	20937	3253	20.9	6.8	15.1	19.6	37.6
Total	44744	5909	22.0	7.6	14.3	17.5	38.6

Table 6.199: In my school, I feel safe in the parking lot?

Grade Level	N of Valid	N of Miss	Never	Seldom	Sometimes	Often	A Lot
6th	5871	612	29.5	10.3	14.3	12.2	33.7
7th	5356	470	24.0	10.4	14.3	16.2	35.1
8th	12953	1201	24.7	9.8	15.7	16.3	33.6
9th	7368	906	18.7	8.5	17.1	20.3	35.4
10th	8983	1180	20.2	9.5	18.3	20.3	31.7
11th	3783	496	17.3	7.3	16.3	22.6	36.5
12th	1224	250	20.1	8.2	15.7	19.0	37.0
Jr Hi	24180	2283	25.7	10.0	15.0	15.3	34.0
Sr Hi	21358	2832	19.2	8.7	17.4	20.7	34.1
Total	45538	5115	22.6	9.4	16.1	17.8	34.0

Table 6.200: In my school, I feel safe in all school areas?

Grade Level	N of Valid	N of Miss	Never	Seldom	Sometimes	Often	A Lot
6th	5861	622	17.6	8.0	16.8	15.8	41.9
7th	5361	465	15.7	8.2	17.3	18.9	39.9
8th	12978	1176	18.5	8.5	18.1	18.6	36.3
9th	7338	936	16.2	7.5	18.0	22.6	35.7
10th	8948	1215	17.5	8.2	20.6	21.1	32.5
11th	3747	532	15.7	6.1	18.0	23.2	37.0
12th	1226	248	18.2	7.8	16.5	20.5	37.0
Jr Hi	24200	2263	17.7	8.3	17.6	18.0	38.4
Sr Hi	21259	2931	16.8	7.6	19.0	22.0	34.6
Total	45459	5194	17.2	8.0	18.3	19.8	36.7

6.12 In My Neighborhood, I Feel Safe...

Table 6.201: In my neighborhood, I feel safe where I live?

Grade Level	N of Valid	N of Miss	Never	Seldom	Sometimes	Often	A Lot
6th	5860	623	7.6	2.1	6.8	8.7	74.7
7th	5353	473	6.4	2.3	7.4	11.7	72.2
8th	12981	1173	7.5	3.1	8.6	13.8	67.1
9th	7346	928	7.6	3.2	7.4	15.6	66.2
10th	8948	1215	6.7	2.8	8.1	16.7	65.7
11th	3757	522	6.9	2.1	7.6	16.2	67.3
12th	1221	253	8.9	2.2	8.2	14.7	66.0
Jr Hi	24194	2269	7.3	2.7	7.9	12.1	70.1
Sr Hi	21272	2918	7.2	2.8	7.8	16.1	66.2
Total	45466	5187	7.2	2.7	7.8	14.0	68.3

Table 6.202: In my neighborhood, I feel safe in the streets?

Grade Level	N of Valid	N of Miss	Never	Seldom	Sometimes	Often	A Lot
6th	5819	664	32.3	9.2	14.4	13.4	30.6
7th	5321	505	21.3	8.4	16.0	17.7	36.5
8th	12932	1222	21.4	8.7	17.8	17.0	35.1
9th	7332	942	15.4	7.6	15.9	19.5	41.6
10th	8915	1248	16.1	7.6	17.8	18.7	39.8
11th	3751	528	14.1	5.8	16.0	19.4	44.7
12th	1225	249	15.7	6.3	15.8	16.4	45.8
Jr Hi	24072	2391	24.0	8.8	16.6	16.3	34.3
Sr Hi	21223	2967	15.5	7.2	16.7	19.0	41.6
Total	45295	5358	20.0	8.0	16.6	17.6	37.7

Table 6.203: In my neighborhood, I feel safe at the movies?

Grade Level	N of Valid	N of Miss	Never	Seldom	Sometimes	Often	A Lot
6th	5816	667	17.5	7.5	18.0	17.6	39.4
7th	5316	510	12.7	7.3	17.9	21.4	40.7
8th	12926	1228	13.4	7.5	18.9	21.4	38.8
9th	7331	943	11.6	6.1	17.0	22.7	42.7
10th	8909	1254	12.1	6.6	18.7	23.5	39.0
11th	3746	533	10.5	5.2	16.0	24.3	44.2
12th	1221	253	12.4	4.8	15.2	21.4	46.4
Jr Hi	24058	2405	14.3	7.5	18.4	20.5	39.4
Sr Hi	21207	2983	11.7	6.0	17.4	23.3	41.6
Total	45265	5388	13.0	6.8	18.0	21.8	40.4

Table 6.204: In my neighborhood, I feel safe on the playground?

Grade Level	N of Valid	N of Miss	Never	Seldom	Sometimes	Often	A Lot
6th	5765	718	23.6	8.6	15.1	14.6	38.1
7th	5251	575	17.8	8.6	15.8	16.6	41.1
8th	12751	1403	20.0	8.3	16.6	17.3	37.8
9th	7257	1017	15.7	6.5	15.4	19.9	42.4
10th	8781	1382	17.2	7.6	17.1	19.2	38.9
11th	3721	558	14.3	6.1	15.5	20.8	43.2
12th	1214	260	16.0	6.3	16.2	18.0	43.5
Jr Hi	23767	2696	20.4	8.5	16.1	16.5	38.6
Sr Hi	20973	3217	16.1	6.9	16.2	19.7	41.2
Total	44740	5913	18.4	7.7	16.1	18.0	39.8

Table 6.205: In my neighborhood, I feel safe at my friend's house?

Grade Level	N of Valid	N of Miss	Never	Seldom	Sometimes	Often	A Lot
6th	5795	688	10.5	4.2	11.0	15.4	59.0
7th	5316	510	7.9	3.6	10.1	17.3	61.1
8th	12901	1253	8.7	4.0	11.5	19.1	56.7
9th	7309	965	8.0	3.0	9.5	20.4	59.1
10th	8895	1268	7.9	3.3	10.8	20.7	57.3
11th	3748	531	7.4	2.7	9.8	19.6	60.6
12th	1219	255	9.4	3.0	8.8	18.5	60.3
Jr Hi	24012	2451	8.9	4.0	11.1	17.8	58.2
Sr Hi	21171	3019	7.9	3.1	10.1	20.2	58.7
Total	45183	5470	8.5	3.6	10.6	19.0	58.4

Table 6.206: In my neighborhood, I feel safe at the mall?

Grade Level	N of Valid	N of Miss	Never	Seldom	Sometimes	Often	A Lot
6th	5783	700	20.0	8.4	17.0	17.0	37.5
7th	5311	515	14.3	8.0	17.4	20.5	39.8
8th	12881	1273	13.6	7.4	17.2	21.2	40.6
9th	7288	986	12.0	5.9	15.6	23.2	43.2
10th	8874	1289	11.4	6.2	17.1	23.5	41.8
11th	3720	559	10.8	5.2	15.4	24.1	44.5
12th	1215	259	13.0	5.3	14.7	19.5	47.5
Jr Hi	23975	2488	15.3	7.8	17.2	20.0	39.7
Sr Hi	21097	3093	11.6	5.9	16.1	23.3	43.1
Total	45072	5581	13.6	6.9	16.7	21.5	41.3

6.13 Would Your Parents Disapprove Of You

Table 6.207: Would you parents disapprove of you using tobacco?

Grade Level	N of Valid	N of Miss	Don't Disapprove	Disapprove	Strongly Disapprove	Don't Know
6th	5842	641	16.1	11.3	62.5	10.1
7th	5348	478	11.7	11.0	67.9	9.4
8th	12910	1244	12.3	13.9	64.6	9.2
9th	7280	994	11.4	16.2	62.0	10.4
10th	8908	1255	10.8	17.4	63.6	8.2
11th	3714	565	11.3	19.8	60.1	8.8
12th	1218	256	15.4	21.3	51.7	11.5
Jr Hi	24100	2363	13.1	12.6	64.8	9.5
Sr Hi	21120	3070	11.4	17.6	61.8	9.2
Total	45220	5433	12.3	15.0	63.4	9.4

Table 6.208: Would you parents disapprove of you using alcohol?

Grade Level	N of Valid	N of Miss	Don't Disapprove	Disapprove	Strongly Disapprove	Don't Know
6th	5839	644	16.6	12.4	61.0	9.9
7th	5332	494	12.3	12.2	66.1	9.4
8th	12890	1264	13.7	16.2	60.1	10.0
9th	7271	1003	12.8	19.0	57.5	10.7
10th	8922	1241	12.8	20.4	57.8	9.1
11th	3704	575	13.9	21.9	54.9	9.3
12th	1211	263	17.9	23.3	47.6	11.1
Jr Hi	24061	2402	14.1	14.4	61.7	9.8
Sr Hi	21108	3082	13.3	20.3	56.6	9.8
Total	45169	5484	13.7	17.2	59.3	9.8

Table 6.209: Would you parents disapprove of you using marijuana?

Grade Level	N of Valid	N of Miss	Don't Disapprove	Disapprove	Strongly Disapprove	Don't Know
6th	5836	647	15.9	9.5	65.8	8.8
7th	5313	513	10.6	7.6	73.9	7.9
8th	12850	1304	11.3	9.9	70.6	8.1
9th	7243	1031	8.9	10.2	72.5	8.5
10th	8886	1277	8.6	11.6	72.5	7.4
11th	3688	591	8.7	11.8	72.3	7.2
12th	1213	261	11.1	12.1	68.0	8.7
Jr Hi	23999	2464	12.3	9.3	70.2	8.3
Sr Hi	21030	3160	8.8	11.2	72.2	7.8
Total	45029	5624	10.7	10.2	71.1	8.0

Table 6.210: Would you parents disapprove of you using other illicit drugs?

Grade Level	N of Valid	N of Miss	Don't Disapprove	Disapprove	Strongly Disapprove	Don't Know
6th	5819	664	15.8	9.6	65.5	9.1
7th	5298	528	10.4	7.3	74.2	8.1
8th	12805	1349	10.9	9.3	72.2	7.6
9th	7220	1054	8.1	8.8	75.2	7.8
10th	8851	1312	7.5	9.9	76.5	6.1
11th	3674	605	7.9	10.2	75.9	5.9
12th	1204	270	9.6	10.1	72.1	8.2
Jr Hi	23922	2541	12.0	8.9	71.0	8.1
Sr Hi	20949	3241	7.9	9.6	75.7	6.8
Total	44871	5782	10.1	9.2	73.2	7.5

Table 6.211: Would you parents disapprove of you fighting with a student?

Grade Level	N of Valid	N of Miss	Don't Disapprove	Disapprove	Strongly Disapprove	Don't Know
6th	5812	671	21.0	19.0	47.6	12.4
7th	5311	515	18.9	20.9	48.2	12.1
8th	12808	1346	22.2	23.7	41.0	13.2
9th	7242	1032	18.5	25.5	44.6	11.4
10th	8857	1306	18.0	28.2	42.7	11.1
11th	3681	598	16.5	25.8	47.6	10.1
12th	1203	271	18.6	25.6	44.5	11.3
Jr Hi	23931	2532	21.2	21.9	44.2	12.7
Sr Hi	20983	3207	17.9	26.7	44.3	11.1
Total	44914	5739	19.7	24.1	44.2	11.9

Table 6.212: Would you parents disapprove of you carrying a weapon to school?

Grade Level	N of Valid	N of Miss	Don't Disapprove	Disapprove	Strongly Disapprove	Don't Know
6th	5812	671	16.0	9.8	65.6	8.5
7th	5309	517	10.5	7.9	74.2	7.4
8th	12826	1328	11.2	10.3	71.3	7.2
9th	7245	1029	8.3	10.4	74.3	7.0
10th	8863	1300	7.8	11.0	75.9	5.3
11th	3679	600	8.1	11.4	74.7	5.8
12th	1205	269	10.1	11.5	70.6	7.7
Jr Hi	23947	2516	12.2	9.6	70.6	7.6
Sr Hi	20992	3198	8.1	10.9	74.8	6.1
Total	44939	5714	10.3	10.2	72.6	6.9

Table 6.213: Would you parents disapprove of you threatening a student?

Grade Level	N of Valid	N of Miss	Don't Disapprove	Disapprove	Strongly Disapprove	Don't Know
6th	5801	682	17.3	14.5	58.1	10.0
7th	5311	515	12.5	14.2	64.0	9.3
8th	12810	1344	13.9	17.8	57.9	10.4
9th	7237	1037	11.0	19.0	60.7	9.3
10th	8850	1313	10.4	20.8	60.6	8.2
11th	3668	611	10.0	20.5	61.3	8.2
12th	1202	272	12.2	20.0	58.5	9.2
Jr Hi	23922	2541	14.4	16.2	59.3	10.1
Sr Hi	20957	3233	10.6	20.1	60.7	8.6
Total	44879	5774	12.6	18.0	59.9	9.4

Table 6.214: Would you parents disapprove of you joining a gang?

Grade Level	N of Valid	N of Miss	Don't Disapprove	Disapprove	Strongly Disapprove	Don't Know
6th	5784	699	16.3	10.3	63.2	10.2
7th	5297	529	10.7	8.6	71.9	8.7
8th	12765	1389	11.2	9.9	70.1	8.8
9th	7232	1042	8.6	9.4	74.4	7.6
10th	8832	1331	7.7	9.9	76.4	6.1
11th	3666	613	7.8	9.8	76.7	5.7
12th	1198	276	10.7	9.8	71.6	7.9
Jr Hi	23846	2617	12.3	9.7	68.8	9.1
Sr Hi	20928	3262	8.2	9.7	75.5	6.7
Total	44774	5879	10.4	9.7	71.9	8.0

6.14 Would Your Friends Disapprove Of You

Table 6.215: Would you friends disapprove of you using tobacco?

Grade Level	N of Valid	N of Miss	Don't Disapprove	Disapprove	Strongly Disapprove	Don't Know
6th	5713	770	20.9	19.5	36.8	22.8
7th	5249	577	22.0	19.4	35.8	22.8
8th	12680	1474	28.0	20.4	27.9	23.7
9th	7251	1023	36.1	20.2	23.4	20.3
10th	8757	1406	36.6	22.1	23.0	18.3
11th	3673	606	39.8	20.4	23.6	16.3
12th	1197	277	43.5	19.2	19.6	17.6
Jr Hi	23642	2821	25.0	20.0	31.8	23.2
Sr Hi	20878	3312	37.4	21.0	23.1	18.6
Total	44520	6133	30.8	20.4	27.7	21.1

Table 6.216: Would you friends disapprove of you using alcohol?

Grade Level	N of Valid	N of Miss	Don't Disapprove	Disapprove	Strongly Disapprove	Don't Know
6th	5693	790	21.3	19.0	36.6	23.2
7th	5245	581	23.0	19.1	34.9	23.0
8th	12651	1503	31.5	19.2	25.8	23.5
9th	7222	1052	42.6	17.8	19.8	19.8
10th	8741	1422	44.9	18.6	18.8	17.7
11th	3674	605	49.2	15.3	19.8	15.7
12th	1200	274	52.0	15.8	16.0	16.3
Jr Hi	23589	2874	27.2	19.1	30.4	23.3
Sr Hi	20837	3353	45.3	17.6	19.2	18.0
Total	44426	6227	35.7	18.4	25.1	20.8

Table 6.217: Would your friends disapprove of you using marijuana?

Grade Level	N of Valid	N of Miss	Don't Disapprove	Disapprove	Strongly Disapprove	Don't Know
6th	5691	792	18.6	17.9	41.5	22.0
7th	5224	602	18.1	17.4	42.6	21.9
8th	12650	1504	24.2	19.1	34.6	22.1
9th	7212	1062	30.3	19.1	31.7	18.9
10th	8729	1434	32.1	21.0	29.5	17.3
11th	3656	623	32.3	19.1	33.0	15.6
12th	1198	276	33.0	20.7	30.2	16.1
Jr Hi	23565	2898	21.5	18.4	38.1	22.0
Sr Hi	20795	3395	31.6	20.0	30.9	17.5
Total	44360	6293	26.2	19.2	34.7	19.9

Table 6.218: Would your friends disapprove of you using other illicit drugs?

Grade Level	N of Valid	N of Miss	Don't Disapprove	Disapprove	Strongly Disapprove	Don't Know
6th	5676	807	18.2	17.8	41.7	22.4
7th	5220	606	16.3	17.3	43.8	22.6
8th	12606	1548	19.6	19.9	37.7	22.8
9th	7199	1075	21.8	20.4	37.8	20.0
10th	8694	1469	19.7	23.3	39.2	17.8
11th	3661	618	19.9	20.9	42.6	16.7
12th	1197	277	20.2	21.5	41.6	16.7
Jr Hi	23502	2961	18.5	18.8	40.0	22.7
Sr Hi	20751	3439	20.5	21.8	39.4	18.3
Total	44253	6400	19.4	20.2	39.7	20.6

Table 6.219: Would your friends disapprove of you fighting with a student?

Grade Level	N of Valid	N of Miss	Don't Disapprove	Disapprove	Strongly Disapprove	Don't Know
6th	5670	813	29.2	17.6	29.1	24.1
7th	5229	597	32.7	17.3	25.8	24.3
8th	12622	1532	41.2	16.3	18.9	23.6
9th	7210	1064	42.7	16.7	19.9	20.7
10th	8726	1437	44.7	18.4	17.7	19.3
11th	3667	612	40.0	19.1	22.5	18.4
12th	1197	277	39.8	19.1	22.4	18.7
Jr Hi	23521	2942	36.4	16.8	22.9	23.9
Sr Hi	20800	3390	42.9	18.0	19.6	19.6
Total	44321	6332	39.5	17.4	21.3	21.8

Table 6.220: Would you friends disapprove of you carrying a weapon to school?

Grade Level	N of Valid	N of Miss	Don't Disapprove	Disapprove	Strongly Disapprove	Don't Know
6th	5685	798	18.5	17.7	41.7	22.1
7th	5226	600	16.1	17.5	44.1	22.3
8th	12631	1523	20.0	19.9	37.9	22.2
9th	7210	1064	21.0	19.9	39.7	19.5
10th	8704	1459	19.7	22.4	40.2	17.8
11th	3659	620	18.7	21.3	43.3	16.7
12th	1192	282	19.0	22.1	41.9	16.9
Jr Hi	23542	2921	18.8	18.8	40.2	22.2
Sr Hi	20765	3425	19.9	21.3	40.7	18.1
Total	44307	6346	19.3	20.0	40.4	20.3

Table 6.221: Would you friends disapprove of you threatening a student?

Grade Level	N of Valid	N of Miss	Don't Disapprove	Disapprove	Strongly Disapprove	Don't Know
6th	5677	806	22.9	19.0	34.7	23.4
7th	5226	600	23.5	19.1	33.8	23.6
8th	12645	1509	30.3	19.4	26.2	24.1
9th	7192	1082	32.8	19.5	26.7	20.9
10th	8703	1460	32.9	22.0	25.2	19.9
11th	3650	629	30.7	21.0	29.9	18.3
12th	1187	287	29.7	21.2	30.1	19.0
Jr Hi	23548	2915	27.0	19.2	29.9	23.9
Sr Hi	20732	3458	32.3	20.9	26.8	19.9
Total	44280	6373	29.5	20.0	28.5	22.0

Table 6.222: Would you friends disapprove of you joining a gang?

Grade Level	N of Valid	N of Miss	Don't Disapprove	Disapprove	Strongly Disapprove	Don't Know
6th	5644	839	20.0	16.9	39.8	23.3
7th	5209	617	17.7	15.9	43.0	23.5
8th	12577	1577	21.0	17.4	37.7	24.0
9th	7167	1107	20.3	18.1	40.9	20.7
10th	8679	1484	18.8	20.5	42.5	18.2
11th	3637	642	17.6	18.1	47.2	17.0
12th	1180	294	18.1	18.5	46.5	16.9
Jr Hi	23430	3033	20.0	16.9	39.4	23.7
Sr Hi	20663	3527	19.1	19.1	43.0	18.8
Total	44093	6560	19.6	18.0	41.1	21.4

6.15 Frequency of Use

Table 6.223: Frequency of Use – Cigarettes?

Grade Level	N of Valid	N of Miss	Daily	Weekly	Monthly	Annual
6th	6353	130	1.7	3.8	5.2	12.1
7th	5706	120	3.3	7.2	9.7	19.2
8th	13876	278	4.4	9.0	12.3	23.0
9th	8090	184	9.4	15.6	19.7	32.1
10th	9890	273	8.8	14.2	17.8	29.0
11th	4153	126	11.9	18.6	22.9	34.8
12th	1407	67	16.8	22.9	25.9	35.3
Jr Hi	25935	528	3.5	7.3	10.0	19.5
Sr Hi	23540	650	10.0	16.0	19.9	31.5
Total	49475	1178	6.6	11.4	14.7	25.2

Table 6.224: Frequency of Use – Smokeless Tobacco?

Grade Level	N of Valid	N of Miss	Daily	Weekly	Monthly	Annual
6th	6332	151	1.1	2.2	3.1	5.7
7th	5681	145	1.6	3.3	4.9	9.9
8th	13832	322	1.8	3.5	4.7	8.6
9th	8084	190	4.0	6.9	9.2	14.9
10th	9875	288	3.5	5.4	6.8	11.2
11th	4146	133	5.4	7.4	8.9	13.2
12th	1405	69	5.8	8.4	10.0	14.4
Jr Hi	25845	618	1.6	3.1	4.3	8.2
Sr Hi	23510	680	4.1	6.5	8.2	13.0
Total	49355	1298	2.8	4.7	6.2	10.5

Table 6.225: Frequency of Use – Cigars?

Grade Level	N of Valid	N of Miss	Daily	Weekly	Monthly	Annual
6th	6310	173	1.0	1.7	2.7	5.7
7th	5662	164	1.0	2.3	4.1	8.8
8th	13778	376	1.1	3.1	5.4	11.8
9th	8048	226	2.0	5.5	9.5	18.7
10th	9847	316	2.0	5.0	8.8	17.7
11th	4137	142	2.6	6.3	11.7	21.0
12th	1401	73	4.9	9.3	14.2	23.3
Jr Hi	25750	713	1.0	2.6	4.5	9.6
Sr Hi	23433	757	2.3	5.7	9.9	19.0
Total	49183	1470	1.6	4.0	7.0	14.1

Table 6.226: Frequency of Use – Beer?

Grade Level	N of Valid	N of Miss	Daily	Weekly	Monthly	Annual
6th	6283	200	1.1	2.7	4.7	14.7
7th	5680	146	1.3	4.2	8.2	22.6
8th	13756	398	1.4	5.4	10.7	28.9
9th	8055	219	2.3	10.7	20.6	40.8
10th	9836	327	2.2	10.0	19.8	38.9
11th	4131	148	2.9	14.3	27.0	44.8
12th	1398	76	4.6	17.6	29.3	47.6
Jr Hi	25719	744	1.3	4.4	8.7	24.0
Sr Hi	23420	770	2.5	11.5	21.9	41.1
Total	49139	1514	1.9	7.8	15.0	32.2

Table 6.227: Frequency of Use – Wine Coolers?

Grade Level	N of Valid	N of Miss	Daily	Weekly	Monthly	Annual
6th	6275	208	1.2	2.7	5.1	17.0
7th	5663	163	1.4	4.3	8.7	24.6
8th	13756	398	1.8	6.0	12.6	35.5
9th	8034	240	2.2	8.5	18.1	42.2
10th	9833	330	2.1	8.5	18.8	44.3
11th	4136	143	2.3	9.8	21.8	44.8
12th	1400	74	3.9	10.9	22.1	45.2
Jr Hi	25694	769	1.5	4.8	9.9	28.6
Sr Hi	23403	787	2.3	8.9	19.3	43.7
Total	49097	1556	1.9	6.7	14.4	35.8

Table 6.228: Frequency of Use – Liquor?

Grade Level	N of Valid	N of Miss	Daily	Weekly	Monthly	Annual
6th	6273	210	1.0	2.2	3.5	8.8
7th	5663	163	1.1	3.2	6.4	15.4
8th	13727	427	1.3	4.6	9.0	22.6
9th	8049	225	2.5	10.1	19.5	37.8
10th	9824	339	2.2	9.5	20.1	40.0
11th	4133	146	2.5	13.3	27.8	48.3
12th	1406	68	4.6	15.6	30.6	51.5
Jr Hi	25663	800	1.2	3.7	7.1	17.6
Sr Hi	23412	778	2.5	10.7	21.9	41.4
Total	49075	1578	1.8	7.0	14.2	29.0

Table 6.229: Frequency of Use – Marijuana?

Grade Level	N of Valid	N of Miss	Daily	Weekly	Monthly	Annual
6th	6282	201	1.1	1.9	2.8	4.9
7th	5650	176	1.7	3.7	5.3	8.8
8th	13740	414	2.3	5.6	8.0	13.8
9th	8058	216	4.6	10.4	14.9	23.6
10th	9821	342	4.6	10.3	14.8	24.5
11th	4140	139	6.0	12.4	17.1	27.6
12th	1400	74	7.5	14.6	19.7	30.1
Jr Hi	25672	791	1.9	4.3	6.1	10.5
Sr Hi	23419	771	5.0	11.0	15.6	25.1
Total	49091	1562	3.4	7.5	10.6	17.5

Table 6.230: Frequency of Use – Cocaine?

Grade Level	N of Valid	N of Miss	Daily	Weekly	Monthly	Annual
6th	6261	222	0.8	1.1	1.5	2.2
7th	5657	169	0.8	1.4	2.1	3.2
8th	13766	388	0.8	1.4	1.9	3.1
9th	8046	228	1.7	2.3	3.4	5.3
10th	9817	346	1.4	2.2	3.1	4.7
11th	4133	146	1.6	2.4	3.6	5.9
12th	1395	79	3.7	5.3	6.2	8.2
Jr Hi	25684	779	0.8	1.4	1.9	2.9
Sr Hi	23391	799	1.7	2.5	3.5	5.3
Total	49075	1578	1.2	1.9	2.6	4.1

Table 6.231: Frequency of Use – Uppers?

Grade Level	N of Valid	N of Miss	Daily	Weekly	Monthly	Annual
6th	6225	258	0.8	1.1	1.6	2.2
7th	5656	170	0.7	1.3	1.9	3.1
8th	13718	436	0.8	1.4	1.9	3.1
9th	8042	232	1.6	2.7	3.9	6.3
10th	9816	347	1.5	2.5	3.5	5.2
11th	4129	150	1.5	2.3	3.4	5.0
12th	1396	78	3.4	4.8	5.8	8.1
Jr Hi	25599	864	0.8	1.3	1.8	2.9
Sr Hi	23383	807	1.6	2.7	3.8	5.7
Total	48982	1671	1.2	1.9	2.7	4.2

Table 6.232: Frequency of Use – Downers?

Grade Level	N of Valid	N of Miss	Daily	Weekly	Monthly	Annual
6th	6218	265	0.8	1.3	1.6	2.4
7th	5642	184	0.9	1.4	2.0	3.3
8th	13695	459	0.9	1.6	2.3	3.8
9th	8039	235	1.8	3.0	4.6	7.4
10th	9802	361	1.4	2.4	3.8	5.6
11th	4125	154	1.6	2.8	4.2	6.3
12th	1399	75	3.4	4.5	6.3	8.6
Jr Hi	25555	908	0.9	1.5	2.1	3.4
Sr Hi	23365	825	1.7	2.8	4.3	6.5
Total	48920	1733	1.3	2.1	3.1	4.9

Table 6.233: Frequency of Use – Inhalants?

Grade Level	N of Valid	N of Miss	Daily	Weekly	Monthly	Annual
6th	6216	267	0.9	1.7	2.5	5.2
7th	5652	174	1.2	2.0	3.1	6.3
8th	13697	457	1.0	1.8	2.9	6.3
9th	8032	242	1.6	2.5	3.6	6.7
10th	9803	360	1.3	1.9	2.9	5.1
11th	4130	149	1.4	2.1	2.9	4.8
12th	1398	76	3.1	4.0	5.2	6.7
Jr Hi	25565	898	1.0	1.8	2.8	6.0
Sr Hi	23363	827	1.5	2.3	3.3	5.7
Total	48928	1725	1.2	2.0	3.1	5.9

Table 6.234: Frequency of Use – Hallucinogens?

Grade Level	N of Valid	N of Miss	Daily	Weekly	Monthly	Annual
6th	6178	305	0.7	1.0	1.3	2.0
7th	5640	186	0.8	1.1	1.8	2.5
8th	13666	488	0.8	1.1	1.5	2.5
9th	8036	238	1.5	2.1	3.0	5.0
10th	9782	381	1.2	1.7	2.6	4.0
11th	4127	152	1.4	2.0	2.7	4.5
12th	1395	79	3.4	4.2	5.4	6.7
Jr Hi	25484	979	0.8	1.1	1.5	2.4
Sr Hi	23340	850	1.5	2.0	2.9	4.6
Total	48824	1829	1.1	1.5	2.2	3.4

Table 6.235: Frequency of Use – Heroin?

Grade Level	N of Valid	N of Miss	Daily	Weekly	Monthly	Annual
6th	6197	286	0.9	1.1	1.4	2.0
7th	5643	183	0.8	1.1	1.5	2.3
8th	13688	466	0.8	1.2	1.6	2.4
9th	8034	240	1.4	1.8	2.4	3.4
10th	9793	370	1.2	1.6	2.0	2.8
11th	4128	151	1.3	1.8	2.4	3.2
12th	1396	78	3.3	4.0	4.6	5.5
Jr Hi	25528	935	0.8	1.2	1.5	2.3
Sr Hi	23351	839	1.4	1.9	2.4	3.3
Total	48879	1774	1.1	1.5	1.9	2.8

Table 6.236: Frequency of Use – Steroids?

Grade Level	N of Valid	N of Miss	Daily	Weekly	Monthly	Annual
6th	6204	279	0.8	1.1	1.6	2.3
7th	5640	186	0.8	1.1	1.6	2.6
8th	13640	514	0.8	1.1	1.5	2.4
9th	8021	253	1.4	1.9	2.5	3.6
10th	9788	375	1.1	1.6	2.1	3.0
11th	4130	149	1.5	2.2	2.7	3.4
12th	1395	79	3.4	4.2	4.5	5.7
Jr Hi	25484	979	0.8	1.1	1.6	2.4
Sr Hi	23334	856	1.4	2.0	2.5	3.4
Total	48818	1835	1.1	1.5	2.0	2.9

Table 6.237: Frequency of Use – Ecstasy?

Grade Level	N of Valid	N of Miss	Daily	Weekly	Monthly	Annual
6th	6194	289	0.8	1.1	1.5	2.2
7th	5630	196	0.7	1.1	1.6	2.8
8th	13661	493	0.9	1.3	1.9	3.3
9th	8018	256	1.5	2.3	3.3	5.6
10th	9781	382	1.2	1.8	2.7	4.9
11th	4119	160	1.4	2.1	3.3	5.8
12th	1397	77	3.4	4.4	5.4	8.6
Jr Hi	25485	978	0.8	1.2	1.7	2.9
Sr Hi	23315	875	1.5	2.2	3.2	5.5
Total	48800	1853	1.1	1.7	2.4	4.2

Table 6.238: Frequency of Use – OxyContin?

Grade Level	N of Valid	N of Miss	Daily	Weekly	Monthly	Annual
6th	6178	305	1.0	1.2	1.7	2.5
7th	5624	202	0.7	1.0	1.7	2.9
8th	13616	538	0.8	1.3	1.7	2.8
9th	8019	255	1.6	2.6	3.6	6.0
10th	9776	387	1.3	1.9	2.9	4.8
11th	4124	155	1.6	2.3	3.3	5.8
12th	1391	83	3.5	4.5	5.6	6.7
Jr Hi	25418	1045	0.8	1.2	1.7	2.8
Sr Hi	23310	880	1.6	2.4	3.4	5.5
Total	48728	1925	1.2	1.8	2.5	4.1

Table 6.239: Frequency of Use – Any Tobacco?

Grade Level	N of Valid	N of Miss	Daily	Weekly	Monthly	Annual
6th	6379	104	2.1	4.8	6.7	14.7
7th	5728	98	4.3	8.8	12.0	23.3
8th	13919	235	5.4	10.7	14.5	26.9
9th	8118	156	11.9	19.2	24.4	38.3
10th	9927	236	10.8	17.2	21.4	34.6
11th	4167	112	15.6	22.8	28.1	41.0
12th	1412	62	19.7	26.3	30.0	42.2
Jr Hi	26026	437	4.4	8.9	12.1	23.1
Sr Hi	23624	566	12.6	19.4	24.1	37.5
Total	49650	1003	8.3	13.9	17.8	29.9

Table 6.240: Frequency of Use – Any Alcohol?

Grade Level	N of Valid	N of Miss	Daily	Weekly	Monthly	Annual
6th	6349	134	1.5	4.0	7.1	23.0
7th	5709	117	1.9	6.1	11.7	32.7
8th	13867	287	2.3	8.3	16.4	44.1
9th	8098	176	3.1	13.6	26.2	54.6
10th	9896	267	2.9	13.9	27.5	57.6
11th	4163	116	3.5	18.3	35.1	60.7
12th	1411	63	5.4	22.2	38.0	63.4
Jr Hi	25925	538	2.0	6.8	13.1	36.4
Sr Hi	23568	622	3.2	15.1	29.0	57.4
Total	49493	1160	2.6	10.7	20.7	46.4

Table 6.241: Frequency of Use – Any Illicit Drugs?

Grade Level	N of Valid	N of Miss	Daily	Weekly	Monthly	Annual
6th	6384	99	1.9	3.4	4.9	9.5
7th	5727	99	2.9	5.5	7.8	13.6
8th	13897	257	3.2	7.0	10.0	18.0
9th	8121	153	5.8	12.3	17.1	27.3
10th	9896	267	5.5	11.7	16.7	27.0
11th	4168	111	7.2	14.2	19.0	29.7
12th	1409	65	9.1	16.3	21.2	31.7
Jr Hi	26008	455	2.8	5.8	8.3	14.9
Sr Hi	23594	596	6.1	12.6	17.5	27.8
Total	49602	1051	4.4	9.0	12.7	21.1