

**PRIDE Questionnaire Report for Grades 6 thru 12**

**2003-04 New York Summary**

September 2, 2004

# Contents

- 1 Introduction** **1**
- 1.1 Drug Use Summary . . . . . 3
- 1.2 Cigarette Use . . . . . 3
- 1.3 Beer Use . . . . . 3
- 1.4 Marijuana Use . . . . . 4
- 1.5 Cocaine Use . . . . . 5
- 1.6 Hallucinogen Use . . . . . 5
  
- 2 Standard Graphics** **7**
- 2.1 Frequency of Use . . . . . 8
- 2.2 Where Do You Use . . . . . 14
- 2.3 When Do You Use . . . . . 23
- 2.4 Harmfulness to Health . . . . . 32
- 2.5 Availability . . . . . 41
- 2.6 Friends Use . . . . . 50
  
- 3 Advanced Graphics** **54**
- 3.1 Effect of Use By Students Who Use Drugs . . . . . 55
- 3.2 Frequency of Use by Sex . . . . . 60
- 3.3 Illicit Drug Use by Risk & Protective Factors . . . . . 69
  
- 4 Summary Statistics** **93**
- 4.1 Guns . . . . . 94
- 4.2 Gangs . . . . . 95
- 4.3 Suicide . . . . . 96
- 4.4 Threatening Behaviors . . . . . 97
- 4.5 Trouble With The Police . . . . . 98
- 4.6 Personal Safety . . . . . 99
- 4.7 Risk and Protective Factors . . . . . 99
- 4.7.1 Community - Risk Factors . . . . . 100
- 4.7.2 Community - Protective Factors . . . . . 101
- 4.7.3 School - Risk Factors . . . . . 101
- 4.7.4 School - Protective Factors . . . . . 102
- 4.7.5 Family - Risk Factors . . . . . 102
- 4.7.6 Family - Protective Factors . . . . . 102
- 4.7.7 Individual - Risk Factors . . . . . 103
- 4.7.8 Individual - Protective Factors . . . . . 104

<b>5</b>	<b>Drug-Free Communities Support Program - OJJDP Required Statistics</b>	<b>105</b>
5.1	Monthly Use . . . . .	106
5.2	Perception of Risk . . . . .	108
5.3	Perception of Disapproval . . . . .	110
5.4	Age of First Use . . . . .	113
<b>6</b>	<b>Percentage Tables</b>	<b>115</b>
6.1	Personal & Family Information . . . . .	116
6.2	Student Characteristics . . . . .	120
6.3	Harmful To Health . . . . .	137
6.4	Within The Past Year How Often Have You Used . . . . .	143
6.5	At What Age Did You First . . . . .	150
6.6	Where Do You Use . . . . .	156
6.7	When Do You Use . . . . .	163
6.8	While At School Have You . . . . .	170
6.9	What Effect Do You Most Often Get When You Use . . . . .	175
6.10	How Easy Is It To Get . . . . .	181
6.11	In My School, I Feel Safe... . . . .	187
6.12	In My Neighborhood, I Feel Safe... . . . .	191
6.13	Would Your Parents Disapprove Of You . . . . .	194
6.14	Would Your Friends Disapprove Of You . . . . .	197
6.15	Frequency of Use . . . . .	200

# List of Tables

- 5.1 Monthly Use of Alcohol . . . . . 106
- 5.2 Monthly Use of Tobacco . . . . . 106
- 5.3 Monthly Use of Marijuana . . . . . 107
- 5.4 Perception of Risk of Alcohol . . . . . 108
- 5.5 Perception of Risk of Tobacco . . . . . 108
- 5.6 Perception of Risk of Marijuana . . . . . 109
- 5.7 Perception of Parents Disapproval of Tobacco . . . . . 110
- 5.8 Perception of Parents Disapproval of Alcohol . . . . . 110
- 5.9 Perception of Parents Disapproval of Marijuana . . . . . 111
- 5.10 Perception of Friends Disapproval of Tobacco . . . . . 111
- 5.11 Perception of Friends Disapproval of Alcohol . . . . . 111
- 5.12 Perception of Friends Disapproval of Marijuana . . . . . 112
- 5.13 When did you first use any alcohol? . . . . . 113
- 5.14 When did you first use any tobacco? . . . . . 113
- 5.15 When did you first use marijuana? . . . . . 114
  
- 6.1 Ethnic Origin . . . . . 116
- 6.2 Sex . . . . . 116
- 6.3 Age . . . . . 117
- 6.4 Do you live with: . . . . . 117
- 6.5 Do you have a job? . . . . . 117
- 6.6 Does your father have a job? . . . . . 118
- 6.7 Does your mother have a job? . . . . . 118
- 6.8 What is the educational level of your father? . . . . . 118
- 6.9 What is the educational level of your mother? . . . . . 119
- 6.10 Do you make good grades? . . . . . 120
- 6.11 Do you get into trouble at school? . . . . . 120
- 6.12 Do you take part in school sports teams? . . . . . 121
- 6.13 Do you take part in school activities such as band, clubs, etc? . . . . . 121
- 6.14 Do you take part in community activities such as scouts, rec. teams, youth clubs, etc? . . . . . 121
- 6.15 Do you attend church, synagogue, etc.? . . . . . 122
- 6.16 Have you threatened to harm a teacher? . . . . . 122
- 6.17 Have you threatened to harm one or both of your parents, guardians, etc.? . . . . . 122
- 6.18 Do your parents talk with you about the problems of tobacco use? . . . . . 123
- 6.19 Do your parents talk with you about the problems of alcohol use? . . . . . 123
- 6.20 Do your parents talk with you about the problems of drug use? . . . . . 123
- 6.21 Do your teachers talk with you about the problems of alcohol use? . . . . . 124

6.22	Do your teachers talk with you about the problems of drug use?	124
6.23	Does your school set clear rules on bringing a gun to school?	124
6.24	Does your school set clear rules on using drugs at school?	125
6.25	Does your school set clear rules on bullying or threatening other students at school?	125
6.26	Does your school punish you when you break the rules?	125
6.27	Do your parents set clear rules for you?	126
6.28	Do your parents punish you when you break the rules?	126
6.29	Have you been in trouble with the police?	126
6.30	Do you take part in gang activities?	127
6.31	Have you thought about committing suicide?	128
6.32	While NOT at school have you carried a gun for protection or as a weapon?	128
6.33	Have you received treatment or counseling for alcohol and/or drug use?	128
6.34	Have you been caught using alcohol?	129
6.35	Have you been caught using drugs?	129
6.36	Do you have an adult, other than your parent or guardian, that you talk to about problems?	129
6.37	Do you buy or sell drugs at school?	130
6.38	Do you buy or sell drugs when NOT at school?	130
6.39	Do your friends use tobacco? (cigarettes, cigars, etc...)?	130
6.40	Do your friends use alcohol? (beer, liquor, etc...)?	131
6.41	Do your friends use drugs? (marijuana, cocaine, etc...)?	131
6.42	Do your parents set clear rules about violent TV, movies and video games?	131
6.43	Have you had 5 or more glasses of beer, wine or liquor within a few hours?	132
6.44	Have you driven a car after or while drinking alcohol??	132
6.45	Do you surf the internet for fun?	132
6.46	Have you skipped school in the past year?	133
6.47	Have you seen ads on TV that encourage NO drug use?	133
6.48	Does your school have a security officer?	133
6.49	Do you think your school needs a security officer?	134
6.50	Does your school have a drug screening program?	134
6.51	Does your school's drug screening program include all students?	134
6.52	If your school does not screen all students, do you participate in an activity that is part of the drug screening program?	135
6.53	Have you been screened for drugs at school?	135
6.54	Does your school have a student assistance program?	135
6.55	Have you participated in the student assistance program?	136
6.56	If you participated, was the student assistance program helpful?	136
6.57	Do you feel that using cigarettes is harmful to your health?	137
6.58	Do you feel that using smokeless tobacco is harmful to your health?	137
6.59	Do you feel that using cigars is harmful to your health?	138
6.60	Do you feel that using beer is harmful to your health?	138
6.61	Do you feel that using wine coolers is harmful to your health?	138
6.62	Do you feel that using liquor is harmful to your health?	139
6.63	Do you feel that using marijuana is harmful to your health?	139
6.64	Do you feel that using cocaine is harmful to your health?	139
6.65	Do you feel that using uppers is harmful to your health?	140
6.66	Do you feel that using downers is harmful to your health?	140
6.67	Do you feel that using inhalants is harmful to your health?	140

6.68 Do you feel that using hallucinogens is harmful to your health? . . . . .	141
6.69 Do you feel that using heroin is harmful to your health? . . . . .	141
6.70 Do you feel that using steroids is harmful to your health? . . . . .	141
6.71 Do you feel that using ecstasy is harmful to your health? . . . . .	142
6.72 Do you feel that using OxyContin is harmful to your health? . . . . .	142
6.73 Within the past year how often have you smoked cigarettes? . . . . .	143
6.74 Within the past year how often have you used smokeless tobacco? . . . . .	143
6.75 Within the past year how often have you smoked cigars? . . . . .	144
6.76 Within the past year how often have you drunk beer? . . . . .	144
6.77 Within the past year how often have you drunk wine coolers? . . . . .	144
6.78 Within the past year how often have you drunk liquor? . . . . .	145
6.79 Within the past year how often have you smoked marijuana? . . . . .	145
6.80 Within the past year how often have you used cocaine? . . . . .	145
6.81 Within the past year how often have you used uppers? . . . . .	146
6.82 Within the past year how often have you used downers? . . . . .	146
6.83 Within the past year how often have you used inhalants? . . . . .	146
6.84 Within the past year how often have you used hallucinogens? . . . . .	147
6.85 Within the past year how often have you used heroin? . . . . .	147
6.86 Within the past year how often have you used steroids? . . . . .	147
6.87 Within the past year how often have you used ecstasy? . . . . .	148
6.88 Within the past year how often have you used OxyContin? . . . . .	148
6.89 Within the past year how often have you used tobacco? . . . . .	148
6.90 Within the past year how often have you drunk alcohol? . . . . .	149
6.91 Within the past year how often have you used illicit drugs? . . . . .	149
6.92 At what age did you first smoke cigarettes? . . . . .	150
6.93 At what age did you first use smokeless tobacco? . . . . .	150
6.94 At what age did you first smoke cigars? . . . . .	151
6.95 At what age did you first drink beer? . . . . .	151
6.96 At what age did you first drink wine coolers? . . . . .	151
6.97 At what age did you first drink liquor? . . . . .	152
6.98 At what age did you first smoke marijuana? . . . . .	152
6.99 At what age did you first use cocaine? . . . . .	152
6.100At what age did you first use uppers? . . . . .	153
6.101At what age did you first use downers? . . . . .	153
6.102At what age did you first use inhalants? . . . . .	153
6.103At what age did you first use hallucinogens? . . . . .	154
6.104At what age did you first use heroin? . . . . .	154
6.105At what age did you first use steroids? . . . . .	154
6.106At what age did you first use ecstasy? . . . . .	155
6.107At what age did you first use OxyContin? . . . . .	155
6.108Where do you smoke cigarettes? . . . . .	156
6.109Where do you use smokeless tobacco? . . . . .	156
6.110Where do you smoke cigars? . . . . .	157
6.111Where do you drink beer? . . . . .	157
6.112Where do you drink wine coolers? . . . . .	157
6.113Where do you drink liquor? . . . . .	158
6.114Where do you smoke marijuana? . . . . .	158

6.115Where do you use cocaine? . . . . .	158
6.116Where do you use uppers? . . . . .	159
6.117Where do you use downers? . . . . .	159
6.118Where do you use inhalants? . . . . .	159
6.119Where do you use hallucinogens? . . . . .	160
6.120Where do you use heroin? . . . . .	160
6.121Where do you use steroids? . . . . .	160
6.122Where do you use ecstasy? . . . . .	161
6.123Where do you use OxyContin? . . . . .	161
6.124Where do you use any tobacco? . . . . .	161
6.125Where do you use any alcohol? . . . . .	162
6.126Where do you use any illicit drugs? . . . . .	162
6.127When do you smoke cigarettes? . . . . .	163
6.128When do you use smokeless tobacco? . . . . .	163
6.129When do you smoke cigars? . . . . .	164
6.130When do you drink beer? . . . . .	164
6.131When do you drink wine coolers? . . . . .	164
6.132When do you drink liquor? . . . . .	165
6.133When do you smoke marijuana? . . . . .	165
6.134When do you use cocaine? . . . . .	165
6.135When do you use uppers? . . . . .	166
6.136When do you use downers? . . . . .	166
6.137When do you use inhalants? . . . . .	166
6.138When do you use hallucinogens? . . . . .	167
6.139When do you use heroin? . . . . .	167
6.140When do you use steroids? . . . . .	167
6.141When do you use ecstasy? . . . . .	168
6.142When do you use OxyContin? . . . . .	168
6.143When do you use any tobacco? . . . . .	168
6.144When do you use any alcohol? . . . . .	169
6.145When do you use any illicit drugs? . . . . .	169
6.146While at school have you carried a gun? . . . . .	170
6.147While at school have you carried a knife, club or other weapon? . . . . .	170
6.148While at school have you threatened a student with a gun, knife or club? . . . . .	171
6.149While at school have you threatened to hurt a student by hitting, slapping or kicking? . . . . .	171
6.150While at school have you hurt a student by using a gun, knife or club? . . . . .	171
6.151While at school have you hurt a student by hitting, slapping or kicking? . . . . .	172
6.152While at school have you been threatened with a gun, knife or club by a student? . . . . .	172
6.153While at school have you had a student threaten to hit, slap or kick you? . . . . .	172
6.154While at school have you been afraid a student may hurt you? . . . . .	173
6.155While at school have you been hurt by a student using a gun, knife or club? . . . . .	173
6.156While at school have you been hurt by a student who hit, slapped or kicked you? . . . . .	173
6.157While at school have you been helped by a school security officer? . . . . .	174
6.158While at school have you been in trouble with school security officer? . . . . .	174
6.159What effect do you most often get when you smoke cigarettes? . . . . .	175
6.160What effect do you most often get when you use smokeless tobacco? . . . . .	175
6.161What effect do you most often get when you smoke cigars? . . . . .	176

6.162	What effect do you most often get when you drink beer?	176
6.163	What effect do you most often get when you drink wine coolers?	176
6.164	What effect do you most often get when you drink liquor?	177
6.165	What effect do you most often get when you smoke marijuana?	177
6.166	What effect do you most often get when you use cocaine?	177
6.167	What effect do you most often get when you use uppers?	178
6.168	What effect do you most often get when you use downers?	178
6.169	What effect do you most often get when you use inhalants?	178
6.170	What effect do you most often get when you use hallucinogens?	179
6.171	What effect do you most often get when you use heroin?	179
6.172	What effect do you most often get when you use steroids?	179
6.173	What effect do you most often get when you use ecstasy?	180
6.174	What effect do you most often get when you use OxyContin?	180
6.175	How easy is it to get cigarettes?	181
6.176	How easy is it to get smokeless tobacco?	181
6.177	How easy is it to get cigars?	182
6.178	How easy is it to get beer?	182
6.179	How easy is it to get wine coolers?	182
6.180	How easy is it to get liquor?	183
6.181	How easy is it to get marijuana?	183
6.182	How easy is it to get cocaine?	183
6.183	How easy is it to get uppers?	184
6.184	How easy is it to get downers?	184
6.185	How easy is it to get inhalants?	184
6.186	How easy is it to get hallucinogens?	185
6.187	How easy is it to get heroin?	185
6.188	How easy is it to get steroids?	185
6.189	How easy is it to get ecstasy?	186
6.190	How easy is it to get OxyContin?	186
6.191	In my school, I feel safe in the classroom?	187
6.192	In my school, I feel safe in the cafeteria?	187
6.193	In my school, I feel safe in the halls?	188
6.194	In my school, I feel safe in the bathroom?	188
6.195	In my school, I feel safe in the gym?	188
6.196	In my school, I feel safe on the school bus?	189
6.197	In my school, I feel safe at school events?	189
6.198	In my school, I feel safe on the playground?	189
6.199	In my school, I feel safe in the parking lot?	190
6.200	In my school, I feel safe in all school areas?	190
6.201	In my neighborhood, I feel safe where I live?	191
6.202	In my neighborhood, I feel safe in the streets?	191
6.203	In my neighborhood, I feel safe at the movies?	192
6.204	In my neighborhood, I feel safe on the playground?	192
6.205	In my neighborhood, I feel safe at my friend's house?	192
6.206	In my neighborhood, I feel safe at the mall?	193
6.207	Would you parents disapprove of you using tobacco?	194
6.208	Would you parents disapprove of you using alcohol?	194



6.209	Would you parents disapprove of you using marijuana?	195
6.210	Would you parents disapprove of you using other illicit drugs?	195
6.211	Would you parents disapprove of you fighting with a student?	195
6.212	Would you parents disapprove of you carrying a weapon to school?	196
6.213	Would you parents disapprove of you threatening a student?	196
6.214	Would you parents disapprove of you joining a gang?	196
6.215	Would you friends disapprove of you using tobacco?	197
6.216	Would you friends disapprove of you using alcohol?	197
6.217	Would you friends disapprove of you using marijuana?	198
6.218	Would you friends disapprove of you using other illicit drugs?	198
6.219	Would you friends disapprove of you fighting with a student?	198
6.220	Would you friends disapprove of you carrying a weapon to school?	199
6.221	Would you friends disapprove of you threatening a student?	199
6.222	Would you friends disapprove of you joining a gang?	199
6.223	Frequency of Use – Cigarettes?	200
6.224	Frequency of Use – Smokeless Tobacco?	200
6.225	Frequency of Use – Cigars?	201
6.226	Frequency of Use – Beer?	201
6.227	Frequency of Use – Wine Coolers?	201
6.228	Frequency of Use – Liquor?	202
6.229	Frequency of Use – Marijuana?	202
6.230	Frequency of Use – Cocaine?	202
6.231	Frequency of Use – Uppers?	203
6.232	Frequency of Use – Downers?	203
6.233	Frequency of Use – Inhalants?	203
6.234	Frequency of Use – Hallucinogens?	204
6.235	Frequency of Use – Heroin?	204
6.236	Frequency of Use – Steroids?	204
6.237	Frequency of Use – Ecstasy?	205
6.238	Frequency of Use – OxyContin?	205
6.239	Frequency of Use – Any Tobacco?	205
6.240	Frequency of Use – Any Alcohol?	206
6.241	Frequency of Use – Any Illicit Drugs?	206

# List of Figures

- 2.1 % Students Who Use Cigarettes, Smokeless Tobacco & Cigars . . . . . 9
- 2.2 % Students Who Use Beer, Wine Coolers, Liquor & Marijuana . . . . . 10
- 2.3 % Students Who Use Cocaine, Uppers, Downers & Inhalants . . . . . 11
- 2.4 % Students Who Use Hallucinogens, Heroin & Steroids . . . . . 12
- 2.5 % Students Who Use Ecstasy & OxyContin . . . . . 13
- 2.6 Where Do You Use Beer . . . . . 15
- 2.7 Where Do You Use Liquor . . . . . 16
- 2.8 Where Do You Use Marijuana . . . . . 17
- 2.9 Where Do You Use Cocaine . . . . . 18
- 2.10 Where Do You Use Inhalants . . . . . 19
- 2.11 Where Do You Use Hallucinogens . . . . . 20
- 2.12 Where Do You Use Ecstasy . . . . . 21
- 2.13 Where Do You Use OxyContin . . . . . 22
- 2.14 When Do You Use Beer . . . . . 24
- 2.15 When Do You Use Liquor . . . . . 25
- 2.16 When Do You Use Marijuana . . . . . 26
- 2.17 When Do You Use Cocaine . . . . . 27
- 2.18 When Do You Use Inhalants . . . . . 28
- 2.19 When Do You Use Hallucinogens . . . . . 29
- 2.20 When Do You Use Ecstasy . . . . . 30
- 2.21 When Do You Use OxyContin . . . . . 31
- 2.22 Is It Harmful To Use Beer . . . . . 33
- 2.23 Is It Harmful To Use Liquor . . . . . 34
- 2.24 Is It Harmful To Use Marijuana . . . . . 35
- 2.25 Is It Harmful To Use Cocaine . . . . . 36
- 2.26 Is It Harmful To Use Inhalants . . . . . 37
- 2.27 Is It Harmful To Use Hallucinogens . . . . . 38
- 2.28 Is It Harmful To Use Ecstasy . . . . . 39
- 2.29 Is It Harmful To Use OxyContin . . . . . 40
- 2.30 How Easy Is It To Get Beer . . . . . 42
- 2.31 How Easy Is It To Get Liquor . . . . . 43
- 2.32 How Easy Is It To Get Marijuana . . . . . 44
- 2.33 How Easy Is It To Get Cocaine . . . . . 45
- 2.34 How Easy Is It To Get Inhalants . . . . . 46
- 2.35 How Easy Is It To Get Hallucinogens . . . . . 47
- 2.36 How Easy Is It To Get Ecstasy . . . . . 48
- 2.37 How Easy Is It To Get OxyContin . . . . . 49

2.38	Friends Use of Tobacco . . . . .	51
2.39	Friends Use of Alcohol . . . . .	52
2.40	Friends Use of Illicit Drugs . . . . .	53
3.1	% Students Who Get Very High or Bombed When Using Beer, Wine Coolers or Liquor . . . . .	56
3.2	% Students Who Get Very High or Bombed When Using Marijuana, Cocaine or Uppers . . . . .	57
3.3	% Students Who Get Very High or Bombed When Using Downers, Inhalants or Hallucinogens . . . . .	58
3.4	% Students Who Get Very High or Bombed When Using Heroin, Steroids, Ecstasy or OxyContin . . . . .	59
3.5	% Students Who Use Beer by Sex . . . . .	61
3.6	% Students Who Use Liquor by Sex . . . . .	62
3.7	% Students Who Use Marijuana by Sex . . . . .	63
3.8	% Students Who Use Cocaine by Sex . . . . .	64
3.9	% Students Who Use Inhalants by Sex . . . . .	65
3.10	% Students Who Use Hallucinogens by Sex . . . . .	66
3.11	% Students Who Use Ecstasy by Sex . . . . .	67
3.12	% Students Who Use OxyContin by Sex . . . . .	68
3.13	% Students Who Use Illicit Drugs by Attend Church, Synagogue, etc. . . . .	70
3.14	% Students Who Use Illicit Drugs by Take Part in Community Activities . . . . .	71
3.15	% Students Who Use Illicit Drugs by Make Good Grades . . . . .	72
3.16	% Students Who Use Illicit Drugs by Take Part in Sports Teams . . . . .	73
3.17	% Students Who Use Illicit Drugs by Take Part in School Activities . . . . .	74
3.18	% Students Who Use Illicit Drugs by Get Into Trouble at School . . . . .	75
3.19	% Students Who Use Illicit Drugs by Parents Talk About Dangers of Drugs . . . . .	76
3.20	% Students Who Use Illicit Drugs by Parents Set Clear Rules . . . . .	77
3.21	% Students Who Use Illicit Drugs by Parents Punish for Breaking Rules . . . . .	78
3.22	% Students Who Use Illicit Drugs by School Sets Clear Rules on Guns at School . . . . .	79
3.23	% Students Who Use Illicit Drugs by School Sets Clear Rules on Drugs at School . . . . .	80
3.24	% Students Who Use Illicit Drugs by School Sets Clear Rules on Bullying at School . . . . .	81
3.25	% Students Who Use Illicit Drugs by School Punishes for Breaking Rules . . . . .	82
3.26	% Students Who Use Illicit Drugs by Received Treatment for Alcohol/Drug Use . . . . .	83
3.27	% Students Who Use Illicit Drugs by Been Caught Using Alcohol . . . . .	84
3.28	% Students Who Use Illicit Drugs by Been Caught Using Drugs . . . . .	85
3.29	% Students Who Use Illicit Drugs by Buy/Sell Drugs at School . . . . .	86
3.30	% Students Who Use Illicit Drugs by Buy/Sell Drugs While NOT at School . . . . .	87
3.31	% Students Who Use Illicit Drugs by Friends Use Alcohol . . . . .	88
3.32	% Students Who Use Illicit Drugs by Friends Use Drugs . . . . .	89
3.33	% Students Who Use Illicit Drugs by Parents Set Rules About TV, Movies, etc. . . . .	90
3.34	% Students Who Use Illicit Drugs by Drinking 5 or More Glasses of Alcohol . . . . .	91
3.35	% Students Who Use Illicit Drugs by Skipped School . . . . .	92
4.1	Drug Use of Students Who Carry Guns vs Students Who Do Not . . . . .	94
4.2	Drug Use of Students In Gangs vs Students Not In Gangs . . . . .	95
4.3	Drug Use of Students Who Think of Suicide . . . . .	96
4.4	Drug Use of Students Who Threaten vs Students Who Do Not . . . . .	97
4.5	Drug Use of Students Who Get In Trouble With Police vs Those Who Do Not . . . . .	98

# Chapter 1

## Introduction

The following graphs, summary and tables are compiled from data collected in your school(s) using the **PRIDE Surveys Questionnaire**. These data reflect prevalence and patterns of drug and alcohol use, violence, gang activity and suicide. It is important that this report be utilized as part of your drug abuse and violence awareness and prevention programs. We strongly suggest that you:

**COPY THE FOLLOWING PAGES,** (which highlight and graphically summarize drug use and violent behavior by students in your school)

**DISTRIBUTE THEM TO YOUR FACULTY**

**AND SHARE THIS INFORMATION WITH PARENTS.**

Most of all, we strongly encourage a parent meeting at your school to share this information!

**NOTE:** Most drug use occurs at nights and weekends when school is not in session. You will find statistics in this report which support these findings.

**FOR GREATEST SUCCESS IN DECREASING DRUG USE, FACULTY, STUDENTS AND PARENTS MUST WORK TOGETHER TOWARD A DRUG-FREE LIFESTYLE.**

If you have questions about this report or if you wish to have information on other **PRIDE Surveys** services and products, please call the **PRIDE Surveys** Office or write to the following address:

**PRIDE Surveys**

Janie Pitcock

160 Vanderbilt Court

Bowling Green, KY 42103

1-800-279-6361

1-270-746-9596

[www.pridesurveys.com](http://www.pridesurveys.com)

The following information is for **PRIDE Surveys** internal use only.

- Data Files: us039205
- Filter:

## 1.1 Drug Use Summary

- Number of 6th grade students surveyed: 1544
- Number of 7th grade students surveyed: 3591
- Number of 8th grade students surveyed: 4061
- Number of 9th grade students surveyed: 3597
- Number of 10th grade students surveyed: 3497
- Number of 11th grade students surveyed: 3000
- Number of 12th grade students surveyed: 2350
- Number of students surveyed: 21640

## 1.2 Cigarette Use

**5.9** percent of your 6th grade students said they used cigarettes within the past year (2002-2003 PRIDE National Avg = 11.1%). **7.5** percent of your 7th grade students said they used cigarettes within the past year (2002-2003 PRIDE National Avg = 16.3%). **14.5** percent of your 8th grade students said they used cigarettes within the past year (2002-2003 PRIDE National Avg = 25.6%). **24.3** percent of your 9th grade students said they used cigarettes within the past year (2002-2003 PRIDE National Avg = 28.8%). **31.1** percent of your 10th grade students said they used cigarettes within the past year (2002-2003 PRIDE National Avg = 34.1%). **35.9** percent of your 11th grade students said they used cigarettes within the past year (2002-2003 PRIDE National Avg = 37.4%). **42.1** percent of your 12th grade students said they used cigarettes within the past year (2002-2003 PRIDE National Avg = 40.8%).

## 1.3 Beer Use

**11.9** percent of your 6th grade students said they used beer within the past year (2002-2003 PRIDE National Avg = 15.0%). **20.7** percent of your 7th grade students said they used beer within the past year (2002-2003 PRIDE National Avg = 21.0%). **35.1** percent of your 8th grade students said they used beer within the past year (2002-2003 PRIDE National Avg = 33.5%). **49.9** percent of your 9th grade students said they used beer within the past year (2002-2003 PRIDE National Avg = 41.5%). **64.2** percent of your 10th grade students said they used beer within the past year (2002-2003 PRIDE National Avg = 47.7%). **69.8** percent of your 11th grade students said they used beer within the past year (2002-2003 PRIDE National Avg = 54.1%). **75.8** percent of your 12th grade students said they used beer within the past year (2002-2003 PRIDE National Avg = 56.7%).

Of those 6th grade students who reported using beer, **36.7** percent of them reported getting *very high* or *bombed* when they used. Of those 7th grade students who reported using beer, **13.3** percent of

them reported getting *very high* or *bombed* when they used. Of those 8th grade students who reported using beer, **21.8** percent of them reported getting *very high* or *bombed* when they used. Of those 9th grade students who reported using beer, **32.5** percent of them reported getting *very high* or *bombed* when they used. Of those 10th grade students who reported using beer, **42.4** percent of them reported getting *very high* or *bombed* when they used. Of those 11th grade students who reported using beer, **46.8** percent of them reported getting *very high* or *bombed* when they used. Of those 12th grade students who reported using beer, **53.6** percent of them reported getting *very high* or *bombed* when they used.

## 1.4 Marijuana Use

**4.6** percent of your 6th grade students said they used marijuana within the past year (2002-2003 PRIDE National Avg = 5.2%). **4.0** percent of your 7th grade students said they used marijuana within the past year (2002-2003 PRIDE National Avg = 8.8%). **11.2** percent of your 8th grade students said they used marijuana within the past year (2002-2003 PRIDE National Avg = 16.8%). **21.9** percent of your 9th grade students said they used marijuana within the past year (2002-2003 PRIDE National Avg = 23.6%). **33.6** percent of your 10th grade students said they used marijuana within the past year (2002-2003 PRIDE National Avg = 29.7%). **39.4** percent of your 11th grade students said they used marijuana within the past year (2002-2003 PRIDE National Avg = 34.3%). **48.4** percent of your 12th grade students said they used marijuana within the past year (2002-2003 PRIDE National Avg = 35.8%).

Of those 6th grade students who reported using marijuana, **76.6** percent of them reported getting *very high* or *bombed* when they used. Of those 7th grade students who reported using marijuana, **76.3** percent of them reported getting *very high* or *bombed* when they used. Of those 8th grade students who reported using marijuana, **72.7** percent of them reported getting *very high* or *bombed* when they used. Of those 9th grade students who reported using marijuana, **77.1** percent of them reported getting *very high* or *bombed* when they used. Of those 10th grade students who reported using marijuana, **76.8** percent of them reported getting *very high* or *bombed* when they used. Of those 11th grade students who reported using marijuana, **73.4** percent of them reported getting *very high* or *bombed* when they used. Of those 12th grade students who reported using marijuana, **76.8** percent of them reported getting *very high* or *bombed* when they used.

**1.4** percent of your 6th grade students reported they used marijuana on *weekends* vs. **1.4** percent who reported use *during school*. **2.2** percent of your 7th grade students reported they used marijuana on *weekends* vs. **0.5** percent who reported use *during school*. **7.8** percent of your 8th grade students reported they used marijuana on *weekends* vs. **1.2** percent who reported use *during school*. **15.6** percent of your 9th grade students reported they used marijuana on *weekends* vs. **2.4** percent who reported use *during school*. **26.3** percent of your 10th grade students reported they used marijuana on *weekends* vs. **4.5** percent who reported use *during school*. **30.8** percent of your 11th grade students reported they used marijuana on *weekends* vs. **4.4** percent who reported use *during school*. **37.6** percent of your 12th grade students reported they used marijuana on *weekends* vs. **7.8** percent who reported use *during school*.

## 1.5 Cocaine Use

**4.0** percent of your 6th grade students said they used cocaine within the past year (2002-2003 PRIDE National Avg = 2.5%). **1.9** percent of your 7th grade students said they used cocaine within the past year (2002-2003 PRIDE National Avg = 2.4%). **3.5** percent of your 8th grade students said they used cocaine within the past year (2002-2003 PRIDE National Avg = 3.8%). **5.4** percent of your 9th grade students said they used cocaine within the past year (2002-2003 PRIDE National Avg = 4.9%). **5.1** percent of your 10th grade students said they used cocaine within the past year (2002-2003 PRIDE National Avg = 5.8%). **5.8** percent of your 11th grade students said they used cocaine within the past year (2002-2003 PRIDE National Avg = 7.1%). **10.6** percent of your 12th grade students said they used cocaine within the past year (2002-2003 PRIDE National Avg = 8.7%).

Of those 6th grade students who reported using cocaine, **81.4** percent of them reported getting *very high* or *bombed* when they used. Of those 7th grade students who reported using cocaine, **73.7** percent of them reported getting *very high* or *bombed* when they used. Of those 8th grade students who reported using cocaine, **76.4** percent of them reported getting *very high* or *bombed* when they used. Of those 9th grade students who reported using cocaine, **79.1** percent of them reported getting *very high* or *bombed* when they used. Of those 10th grade students who reported using cocaine, **82.7** percent of them reported getting *very high* or *bombed* when they used. Of those 11th grade students who reported using cocaine, **78.8** percent of them reported getting *very high* or *bombed* when they used. Of those 12th grade students who reported using cocaine, **78.9** percent of them reported getting *very high* or *bombed* when they used.

## 1.6 Hallucinogen Use

**3.9** percent of your 6th grade students said they used hallucinogens within the past year (2002-2003 PRIDE National Avg = 2.2%). **2.0** percent of your 7th grade students said they used hallucinogens within the past year (2002-2003 PRIDE National Avg = 2.0%). **3.4** percent of your 8th grade students said they used hallucinogens within the past year (2002-2003 PRIDE National Avg = 3.3%). **5.2** percent of your 9th grade students said they used hallucinogens within the past year (2002-2003 PRIDE National Avg = 4.4%). **5.9** percent of your 10th grade students said they used hallucinogens within the past year (2002-2003 PRIDE National Avg = 5.1%). **6.0** percent of your 11th grade students said they used hallucinogens within the past year (2002-2003 PRIDE National Avg = 6.6%). **9.7** percent of your 12th grade students said they used hallucinogens within the past year (2002-2003 PRIDE National Avg = 7.8%).

Of those 6th grade students who reported using hallucinogens, **85.5** percent of them reported getting *very high* or *bombed* when they used. Of those 7th grade students who reported using hallucinogens, **76.6** percent of them reported getting *very high* or *bombed* when they used. Of those 8th grade students who reported using hallucinogens, **75.8** percent of them reported getting *very high* or *bombed* when they used. Of those 9th grade students who reported using hallucinogens, **82.2** percent of them reported getting *very high* or *bombed* when they used. Of those 10th grade students who reported using hallucinogens, **82.9** percent of them reported getting *very high* or *bombed* when they used. Of those 11th grade students who reported using hallucinogens, **85.1** percent of them reported getting *very*



*high* or *bombed* when they used. Of those 12th grade students who reported using hallucinogens, **89.5** percent of them reported getting *very high* or *bombed* when they used.

## Chapter 2

# Standard Graphics

The following graphs will assist you in understanding the relationship of student behavior to alcohol and other drug usage. You are encouraged to make overheads or slides from the graphs for presentations to school faculty, parents, media, and other audiences in the community.

The *Location* and *Time* of drug use graphs will be helpful in understanding the need for a commitment to drug abuse prevention by parents and the larger community - not just by schools. Student alcohol and other drug use occurs most often outside the school and at times when school is not in session.

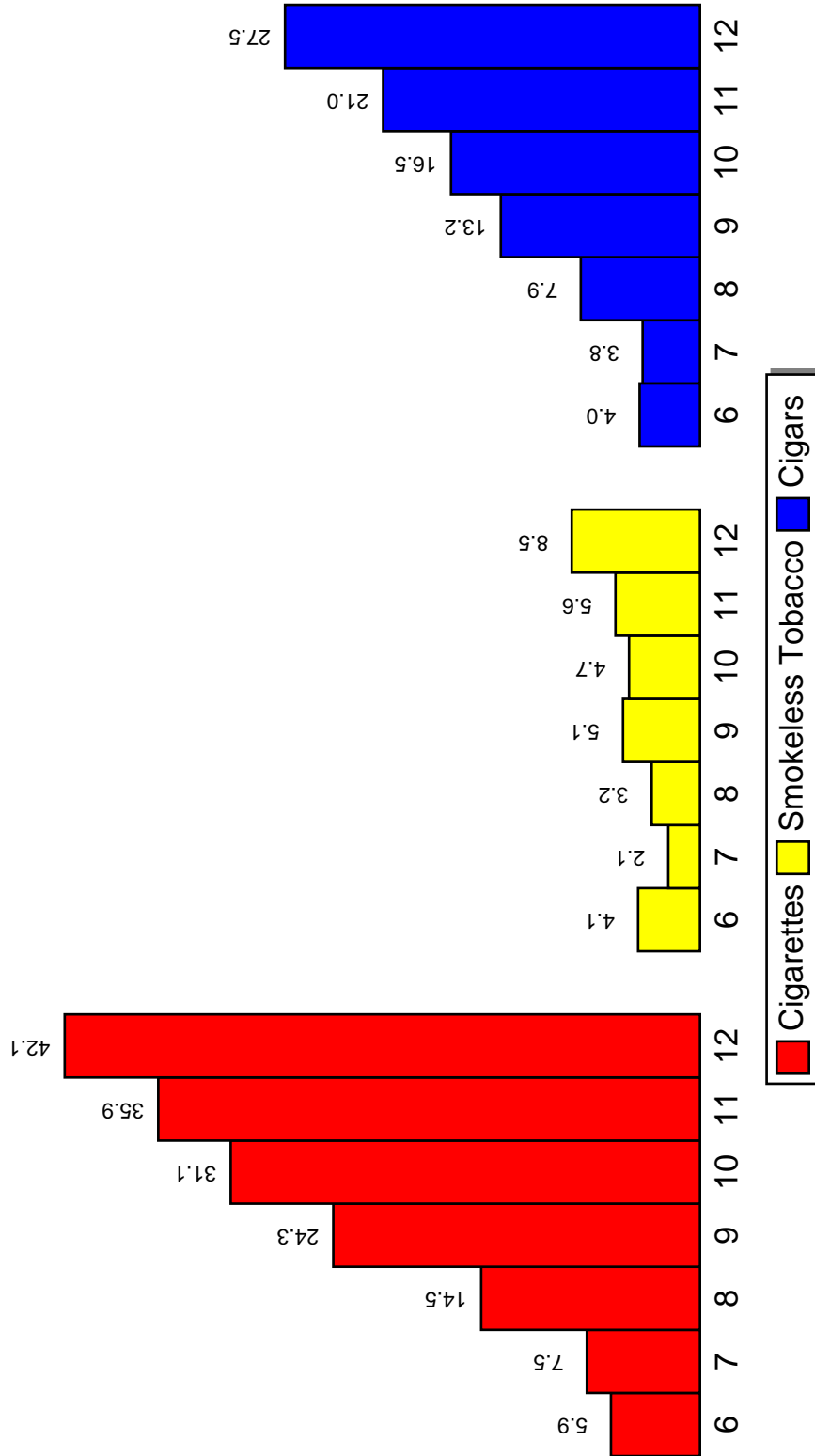
The *Perceived Harm* of alcohol and other drugs will assist with understanding how the false assumptions concerning harm are related to drug use. When drugs are perceived as harmless, the probability of use increases.

Research indicates that easy access, *Availability*, to drugs increases the probability of use. Availability of alcohol and other drugs normally increases at higher grade levels.

## 2.1 Frequency of Use

# % Students Who Use Cigarettes, Smokeless Tobacco & Cigars

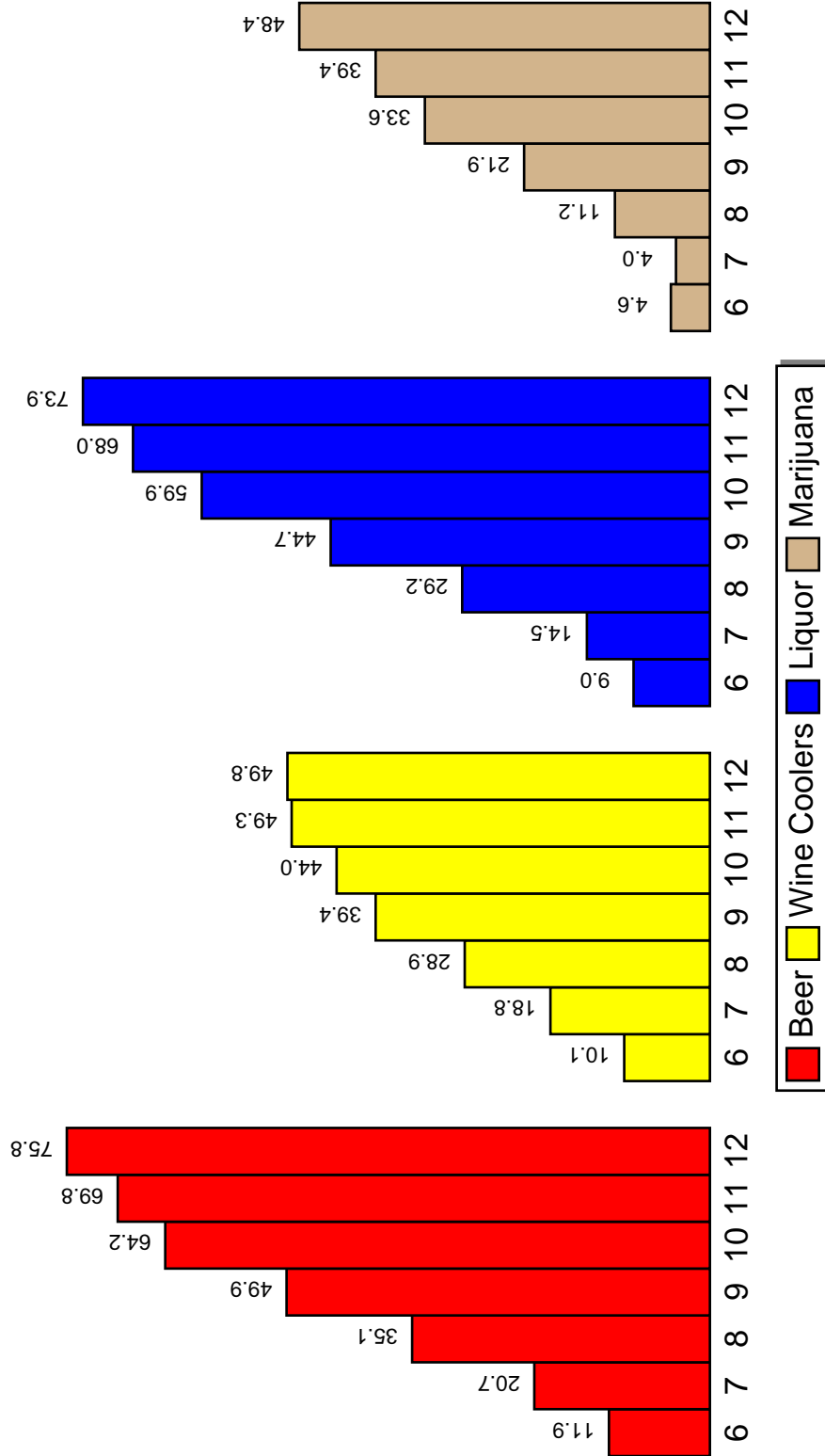
Figure 2.1: % Students Who Use Cigarettes, Smokeless Tobacco & Cigars



Source: PRIDE Surveys

% Students Who Use Beer, Wine Coolers, Liquor & Marijuana

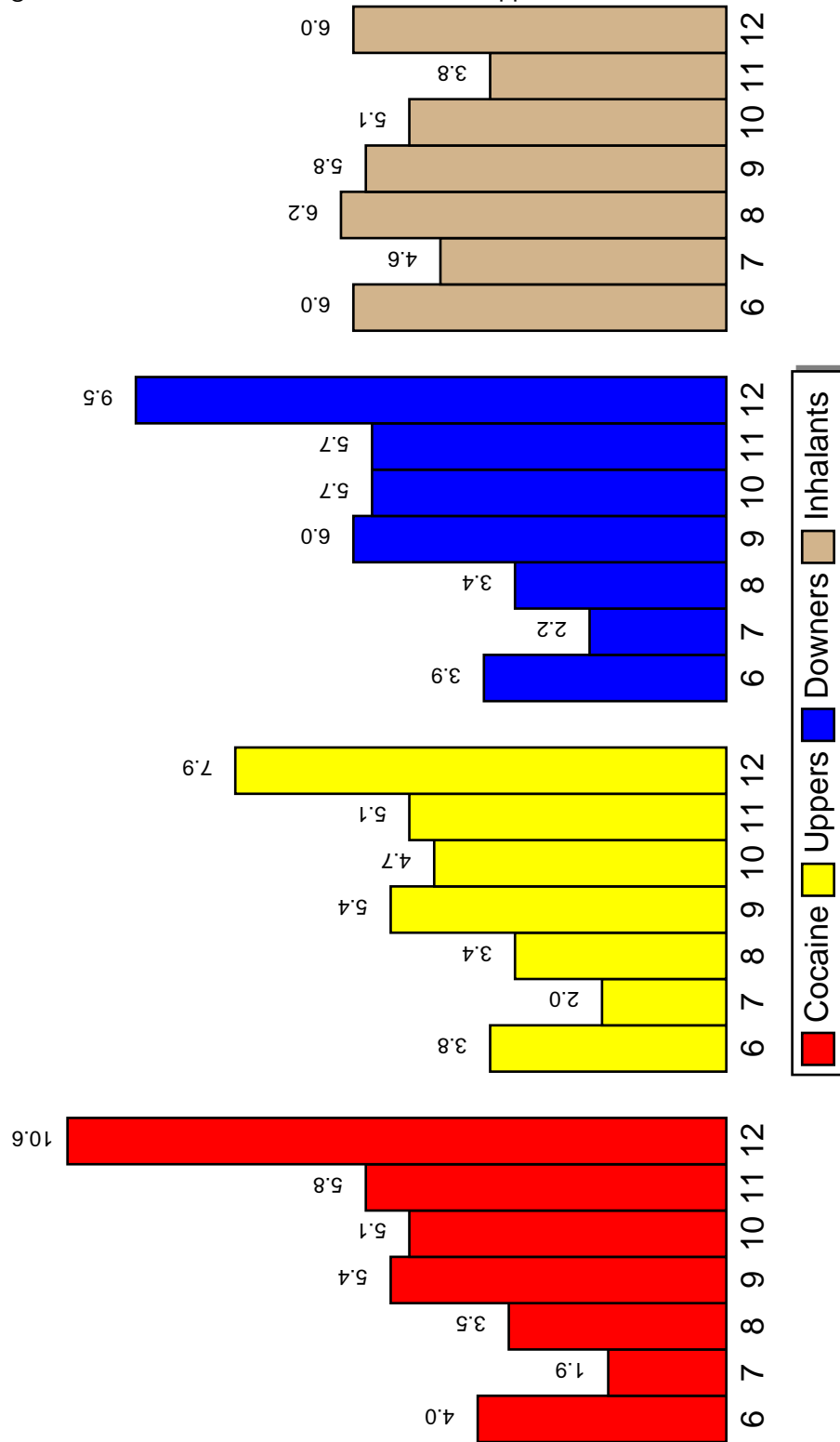
Figure 2.2: % Students Who Use Beer, Wine Coolers, Liquor & Marijuana



Source: PRIDE Surveys

% Students Who Use Cocaine, Uppers, Downers & Inhalants

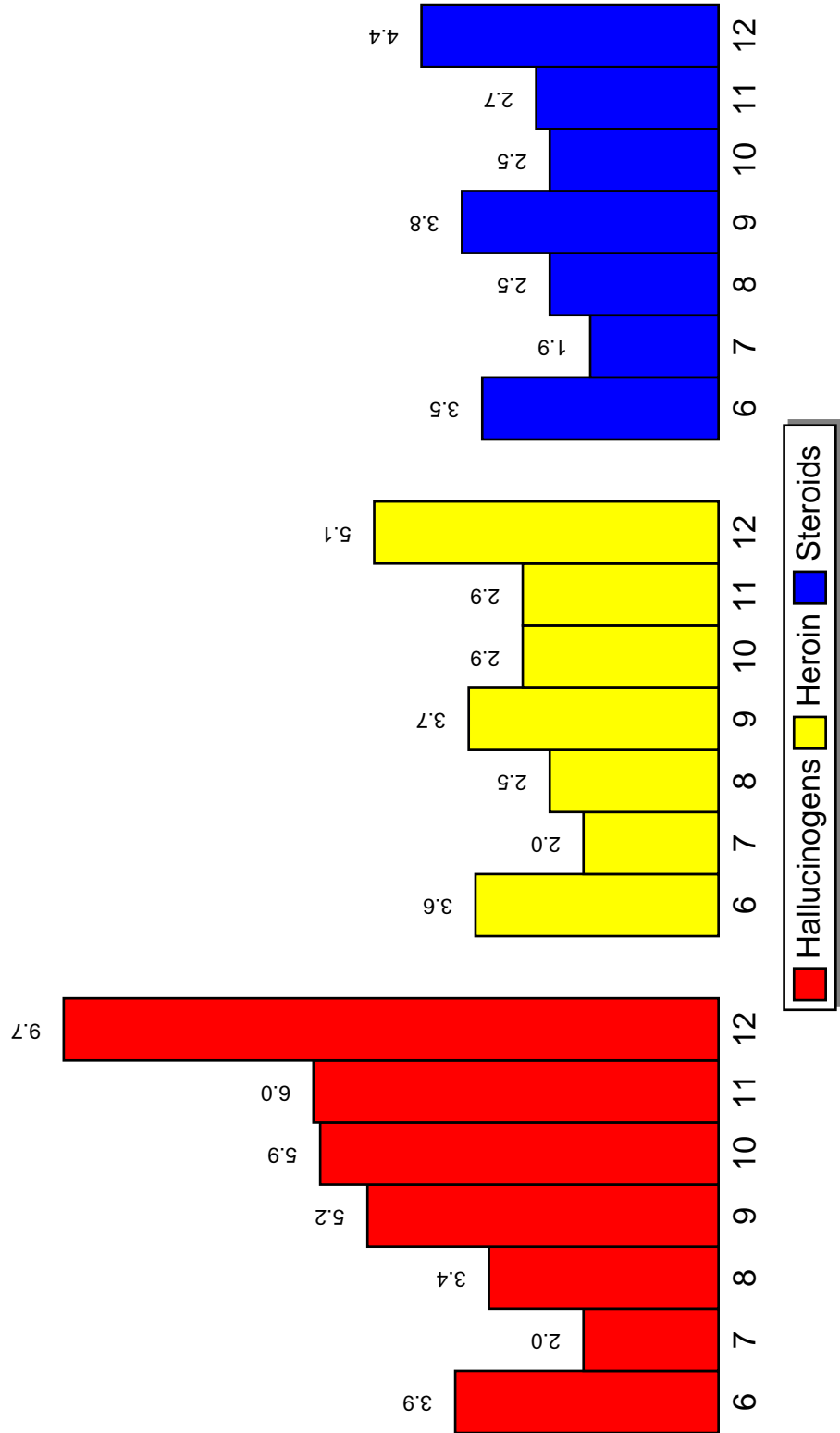
Figure 2.3: % Students Who Use Cocaine, Uppers, Downers & Inhalants



Source: PRIDE Surveys

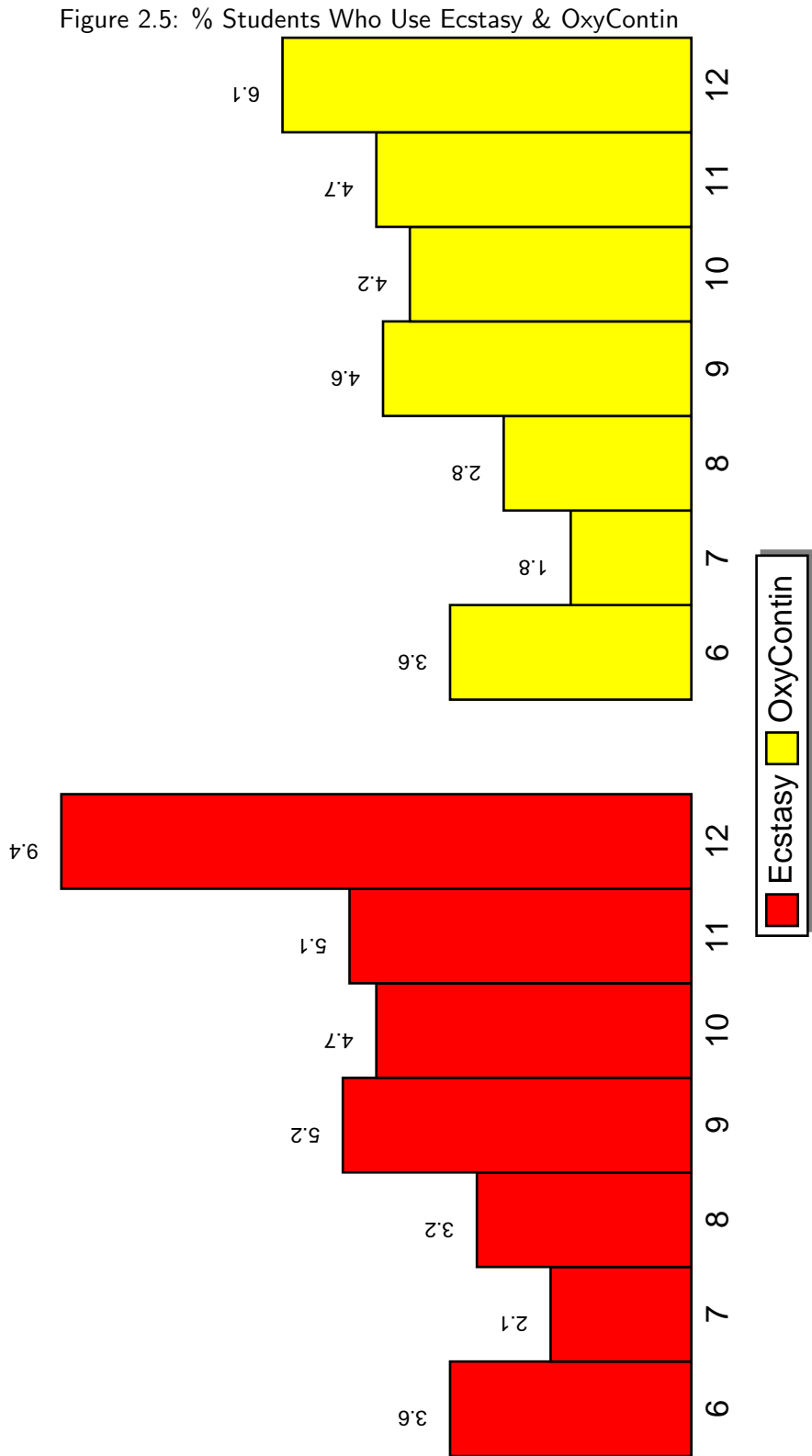
% Students Who Use Hallucinogens, Heroin & Steroids

Figure 2.4: % Students Who Use Hallucinogens, Heroin & Steroids



Source: PRIDE Surveys

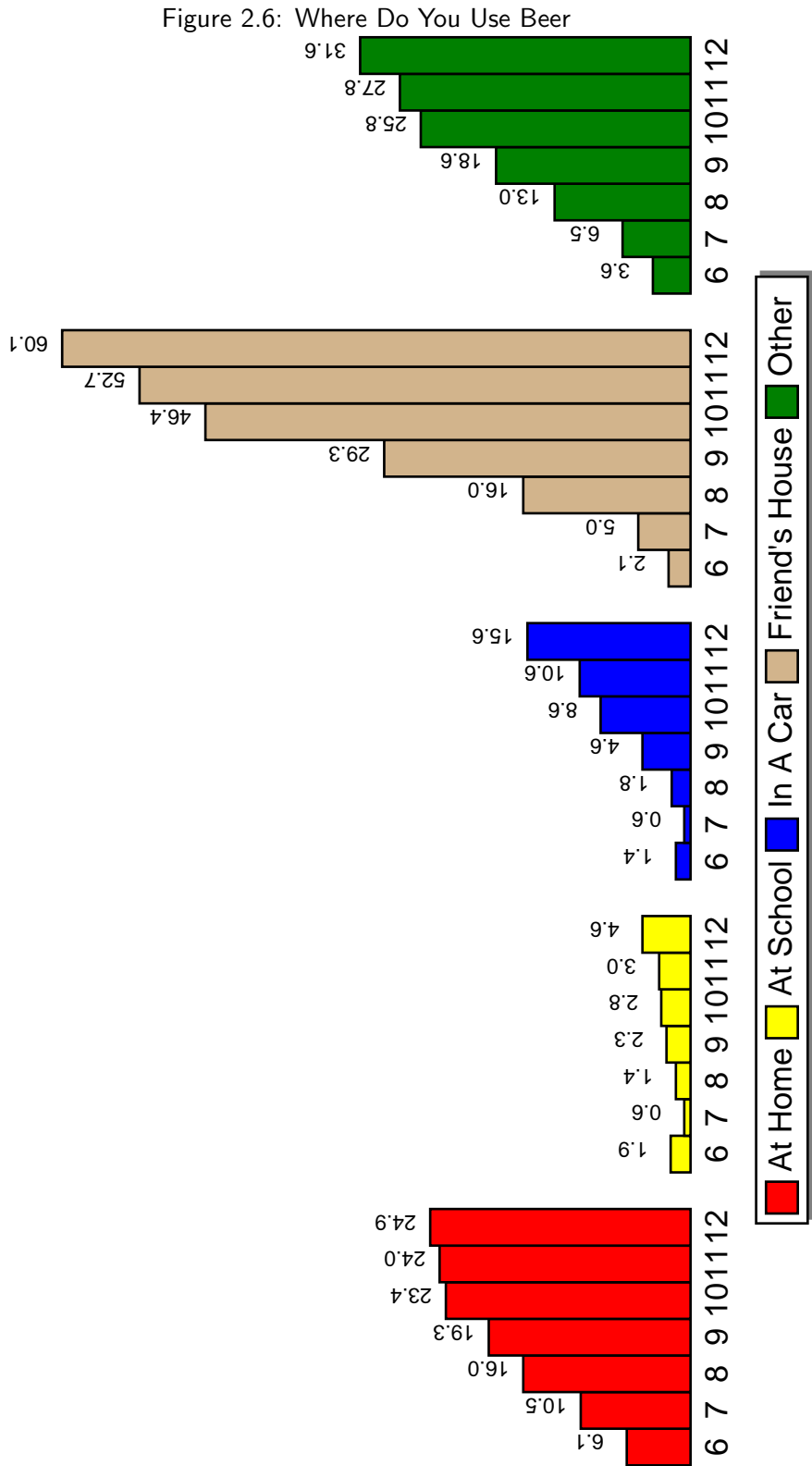
% Students Who Use Ecstasy & OxyContin



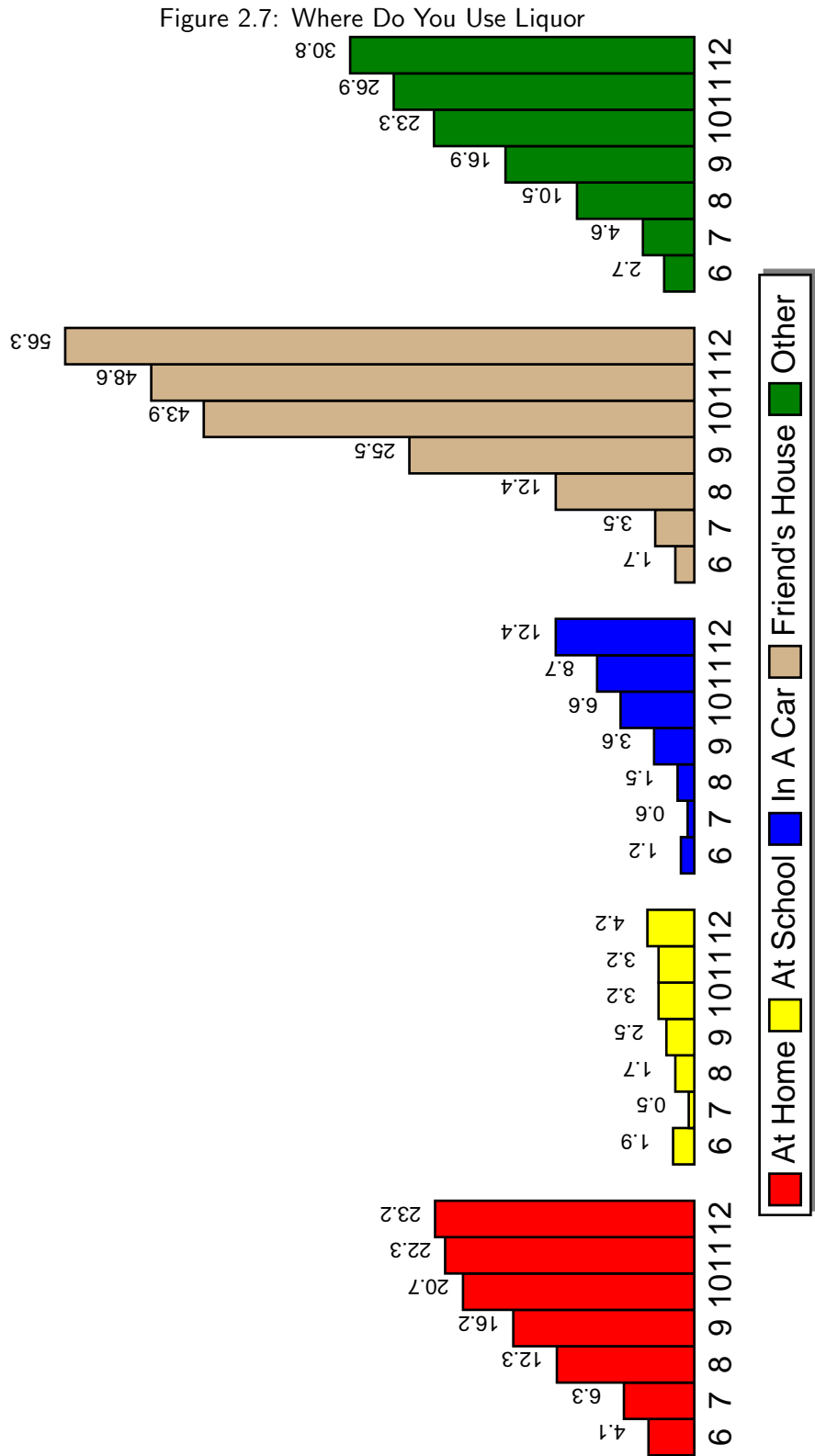


## 2.2 Where Do You Use

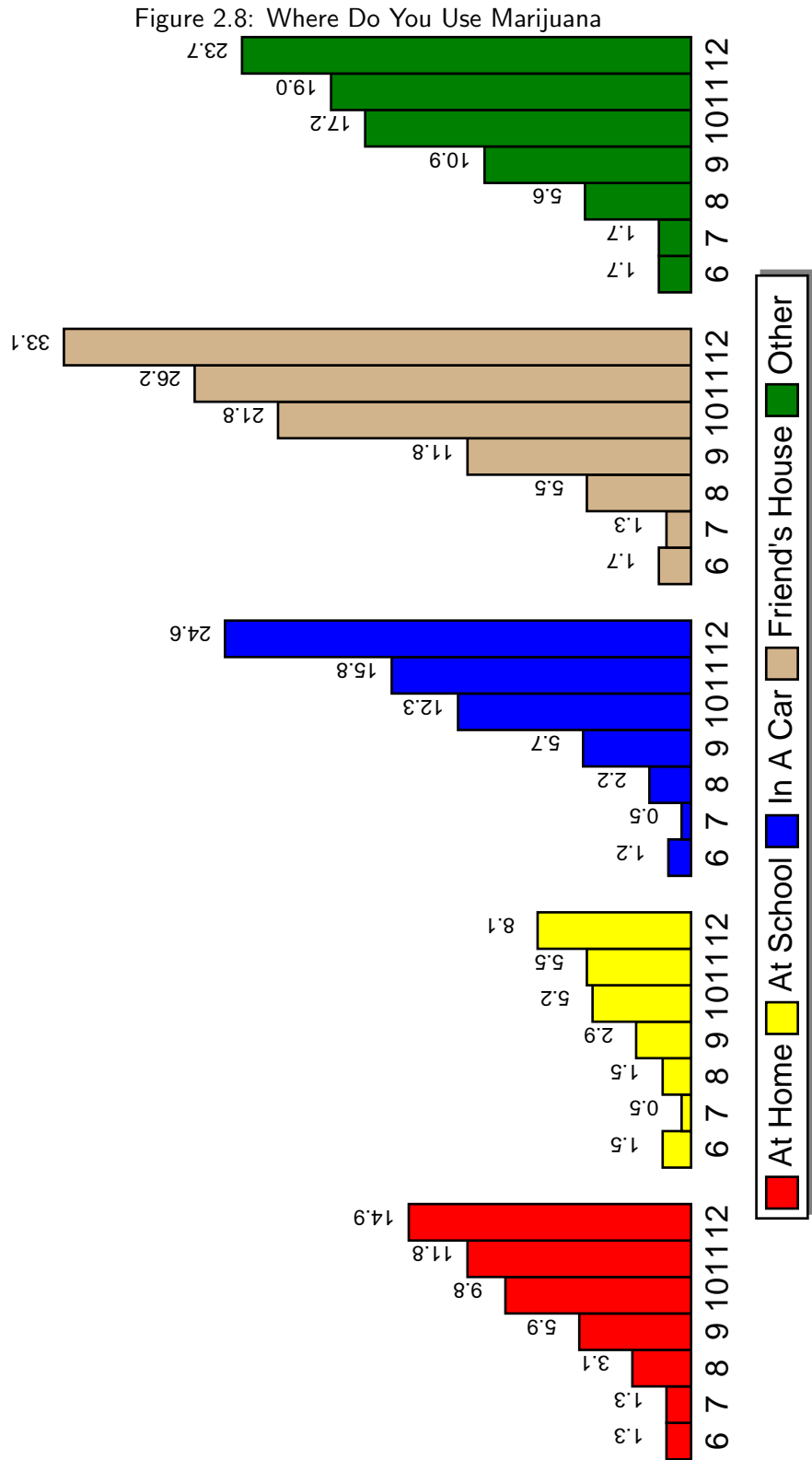
# Where Do You Use Beer



Where Do You Use Liquor

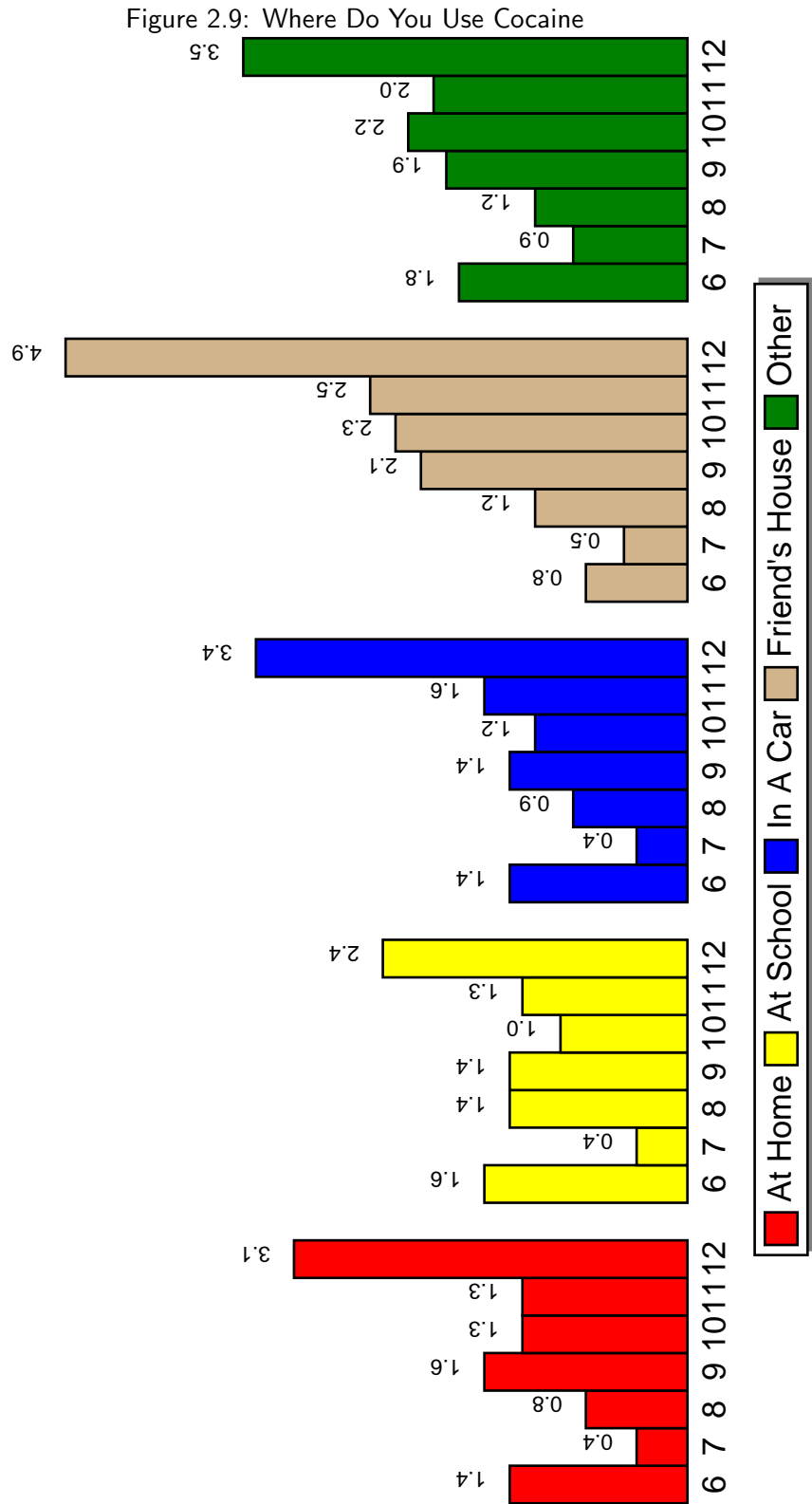


# Where Do You Use Marijuana



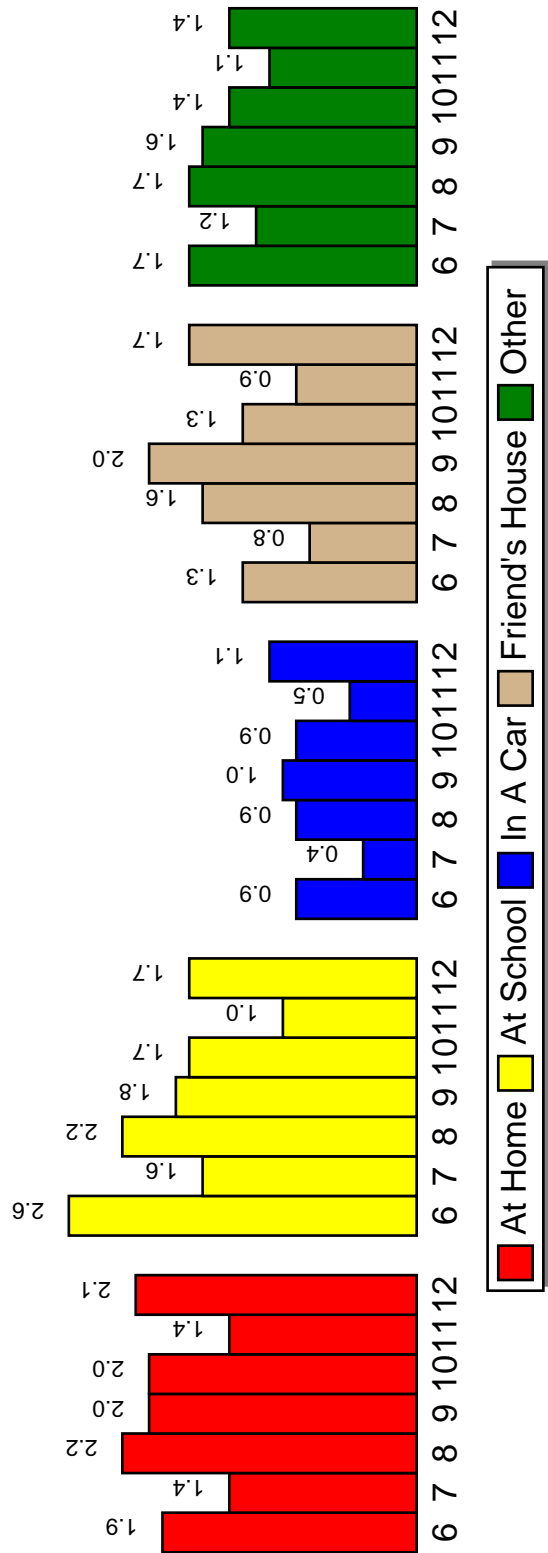
Source: PRIDE Surveys

# Where Do You Use Cocaine



# Where Do You Use Inhalants

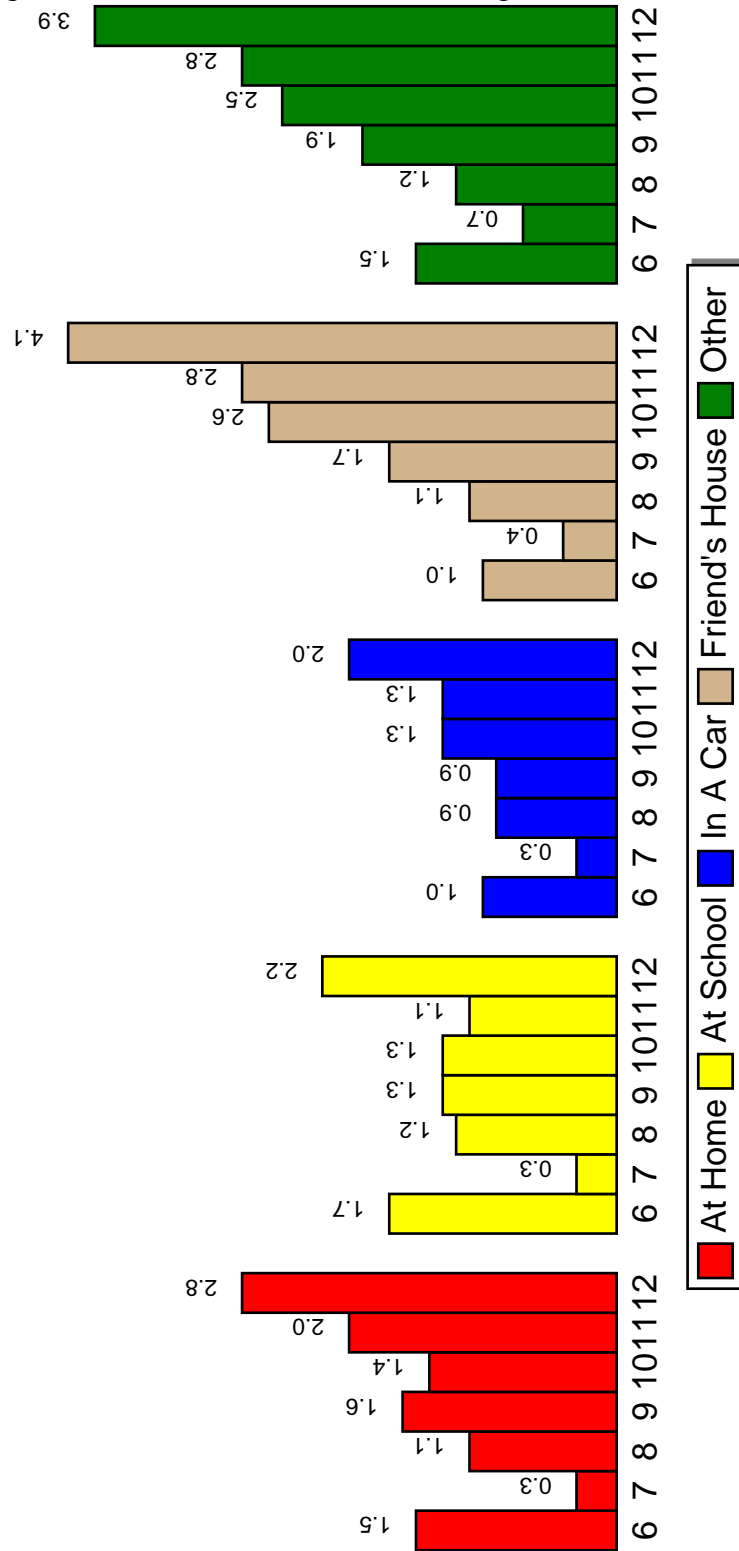
Figure 2.10: Where Do You Use Inhalants



Source: PRIDE Surveys

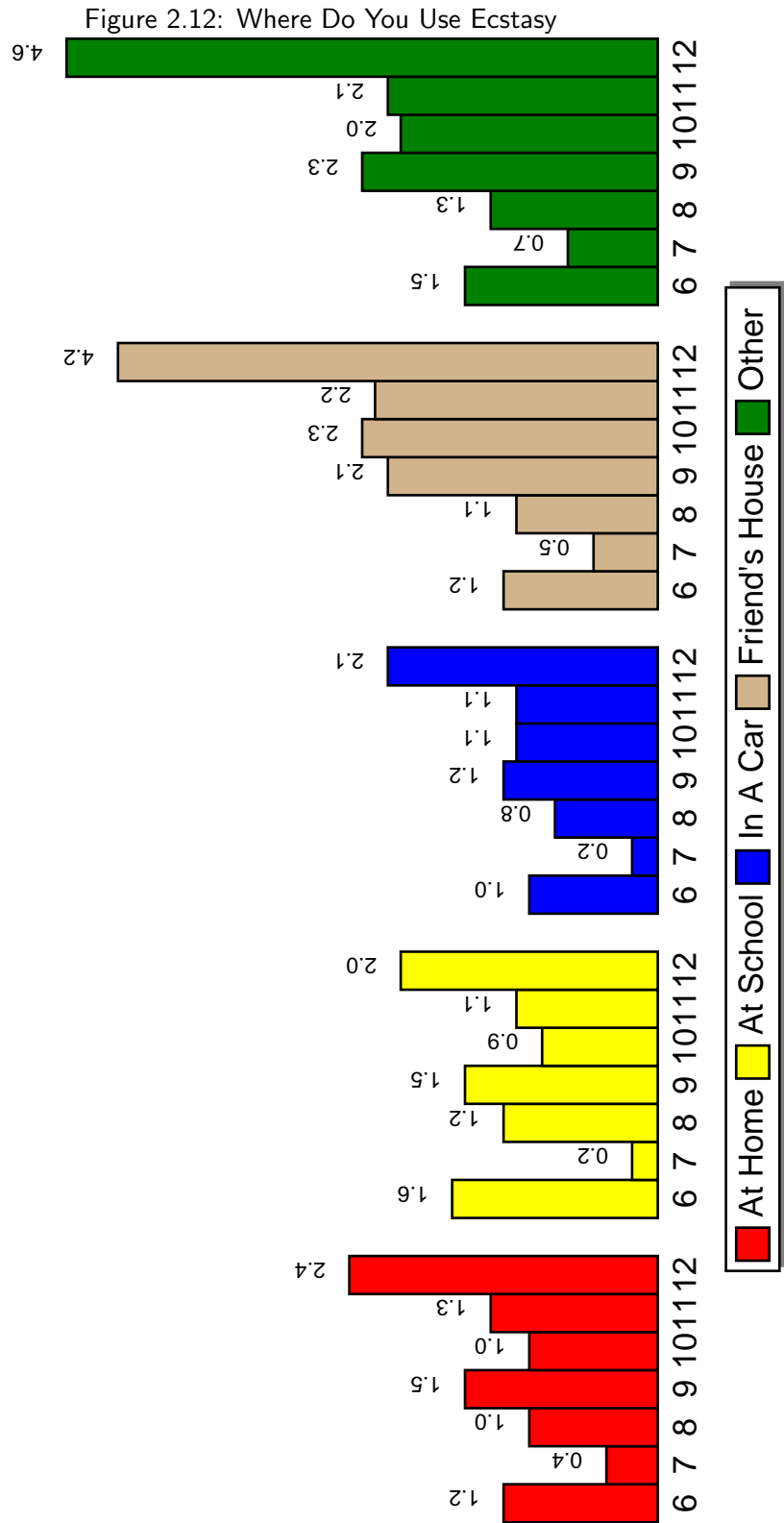
# Where Do You Use Hallucinogens

Figure 2.11: Where Do You Use Hallucinogens



Source: PRIDE Surveys

# Where Do You Use Ecstasy

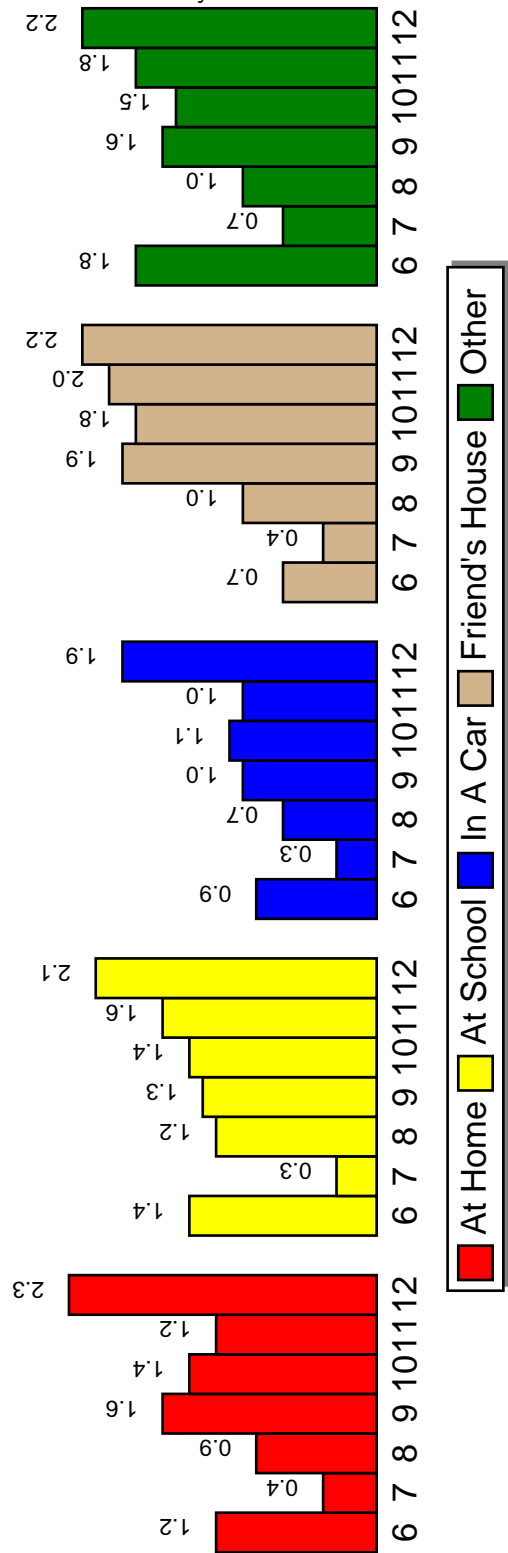


Source: PRIDE Surveys



# Where Do You Use OxyContin

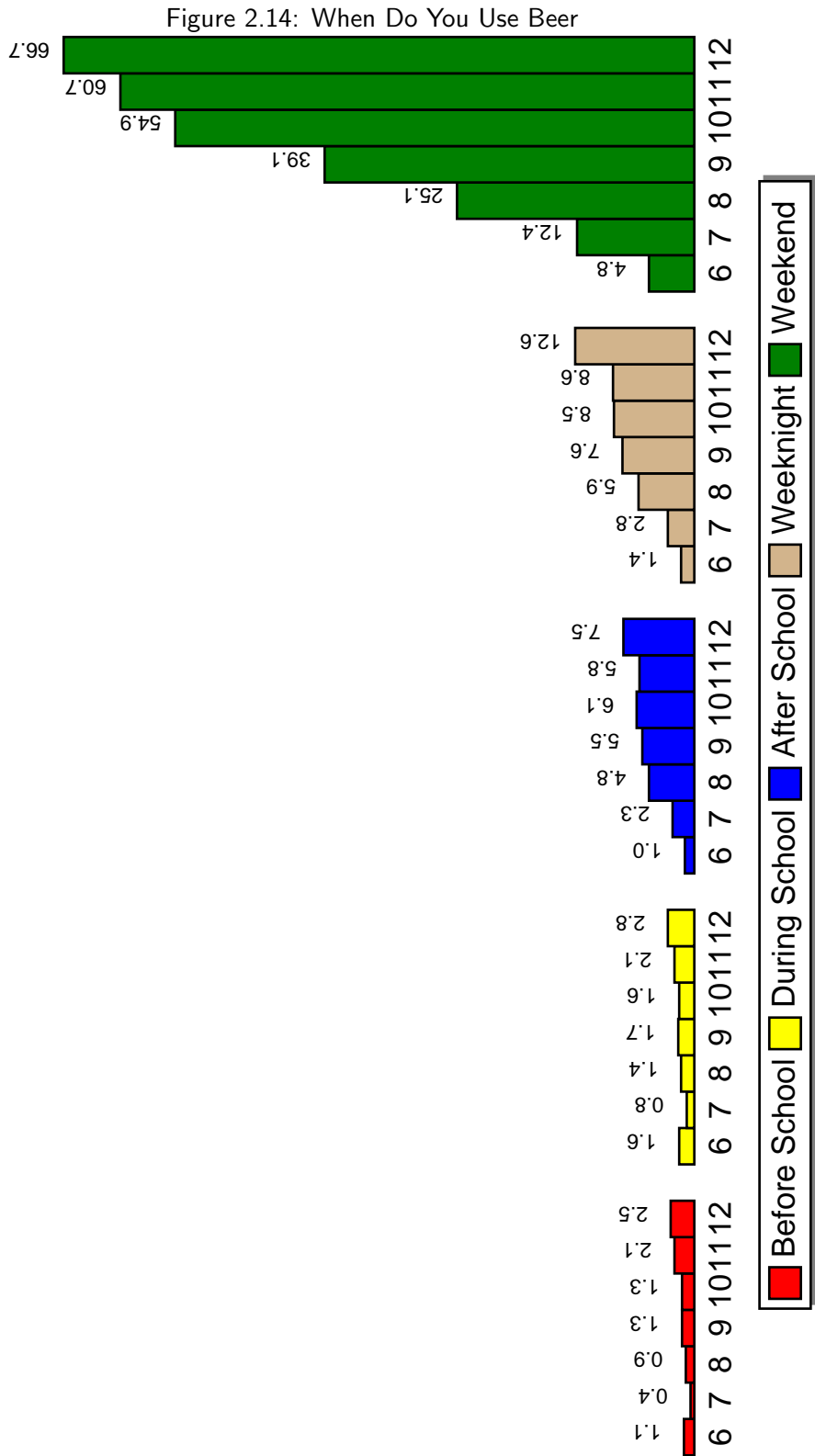
Figure 2.13: Where Do You Use OxyContin



Source: PRIDE Surveys

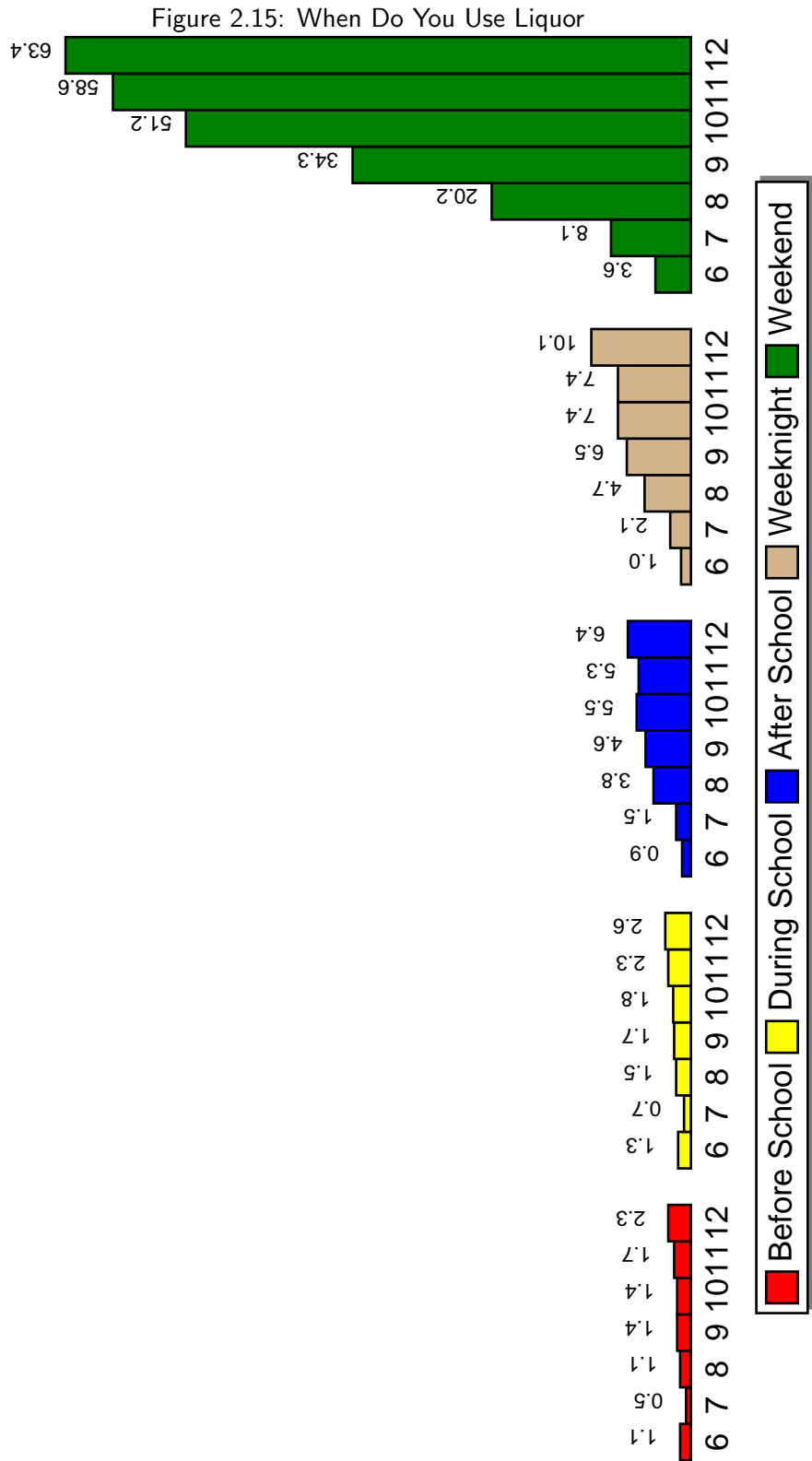
## 2.3 When Do You Use

# When Do You Use Beer



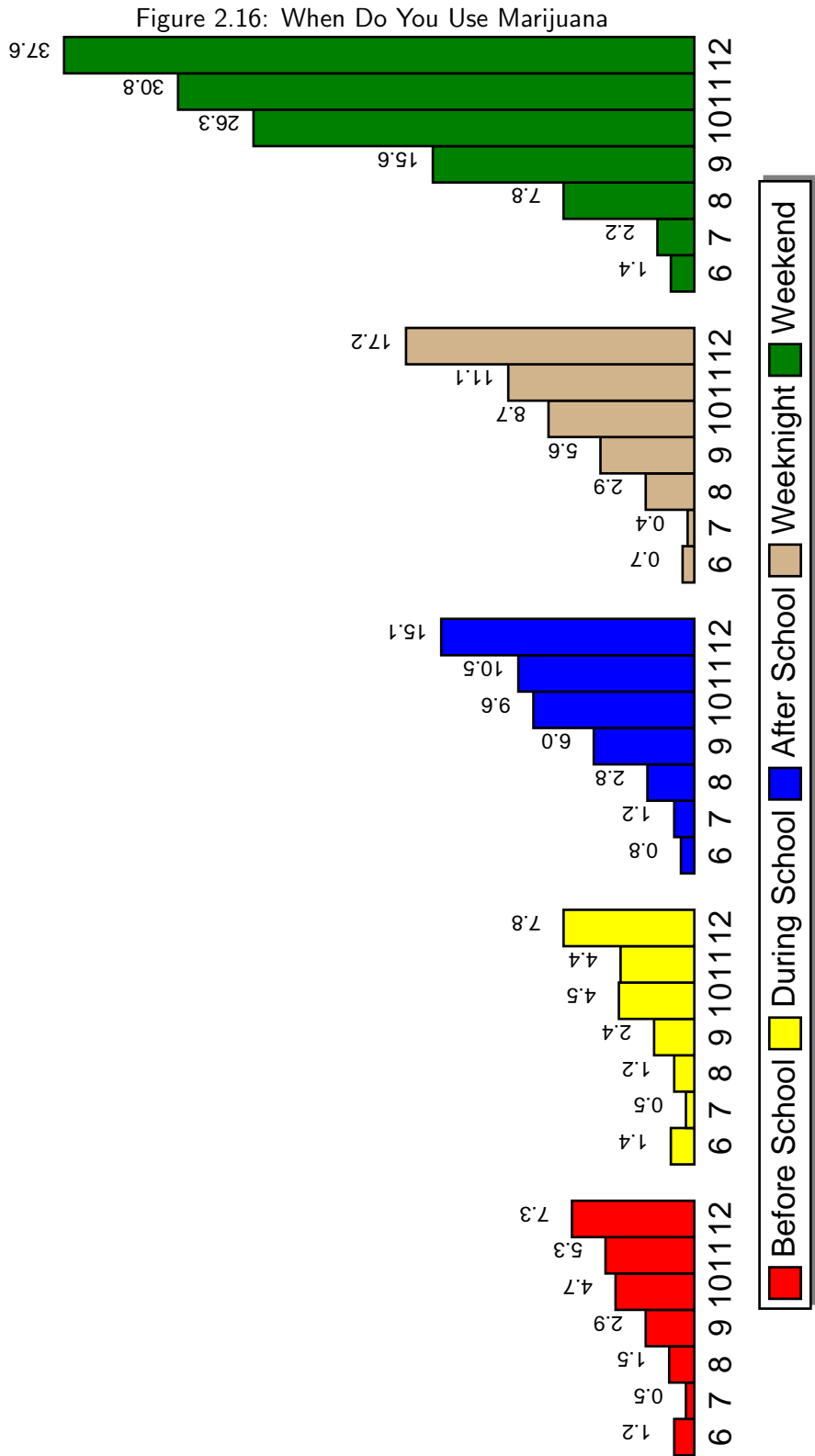
Source: PRIDE Surveys

# When Do You Use Liquor



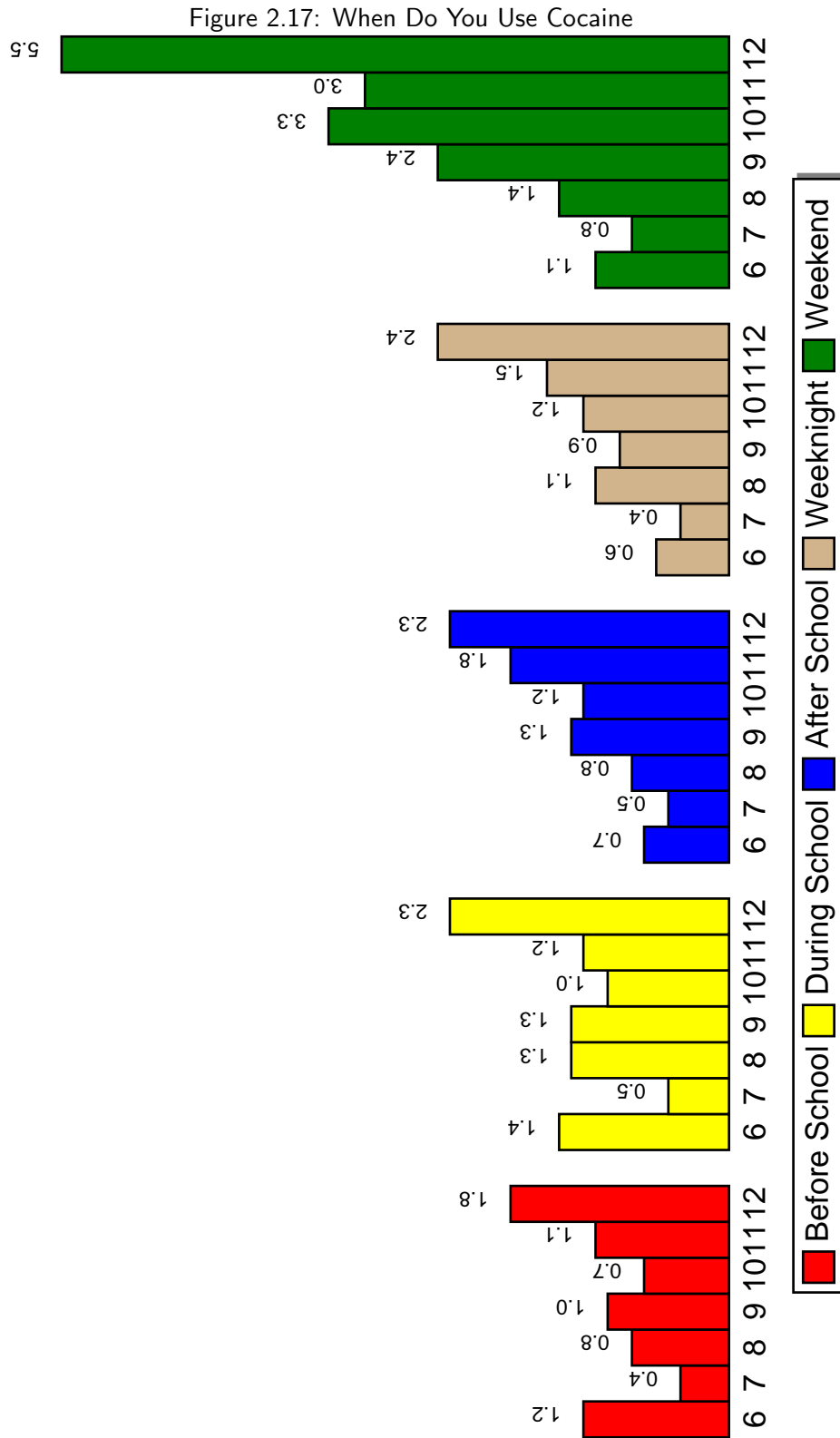
Source: PRIDE Surveys

# When Do You Use Marijuana



Source: PRIDE Surveys

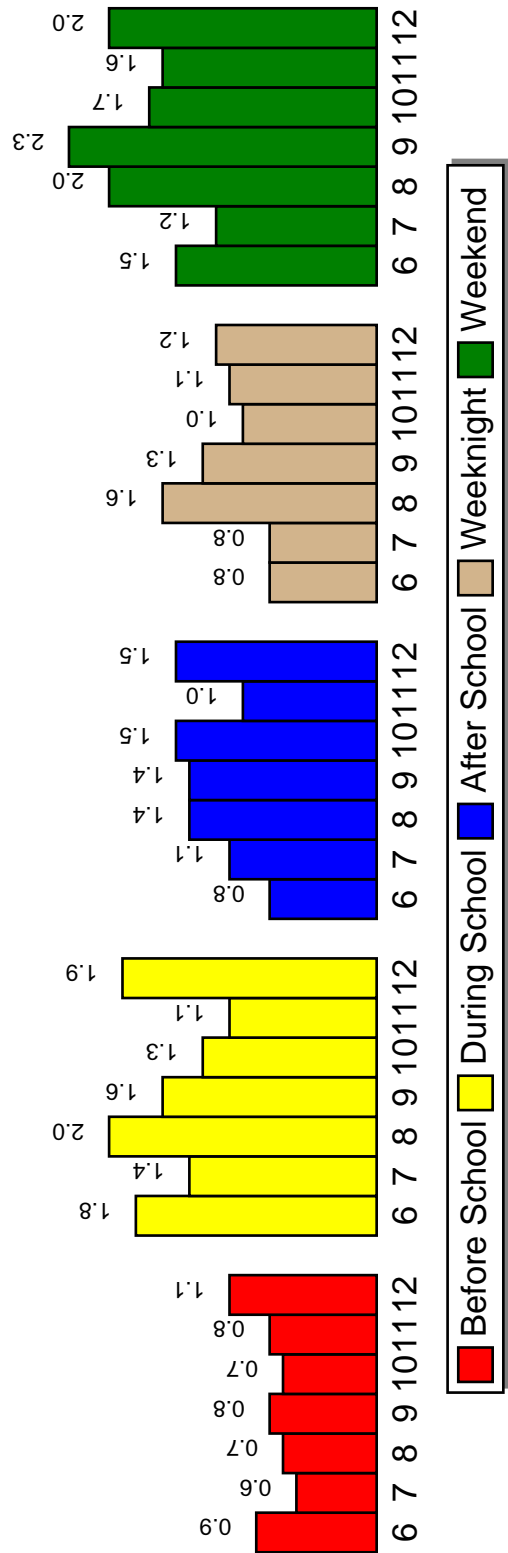
When Do You Use Cocaine



Source: PRIDE Surveys

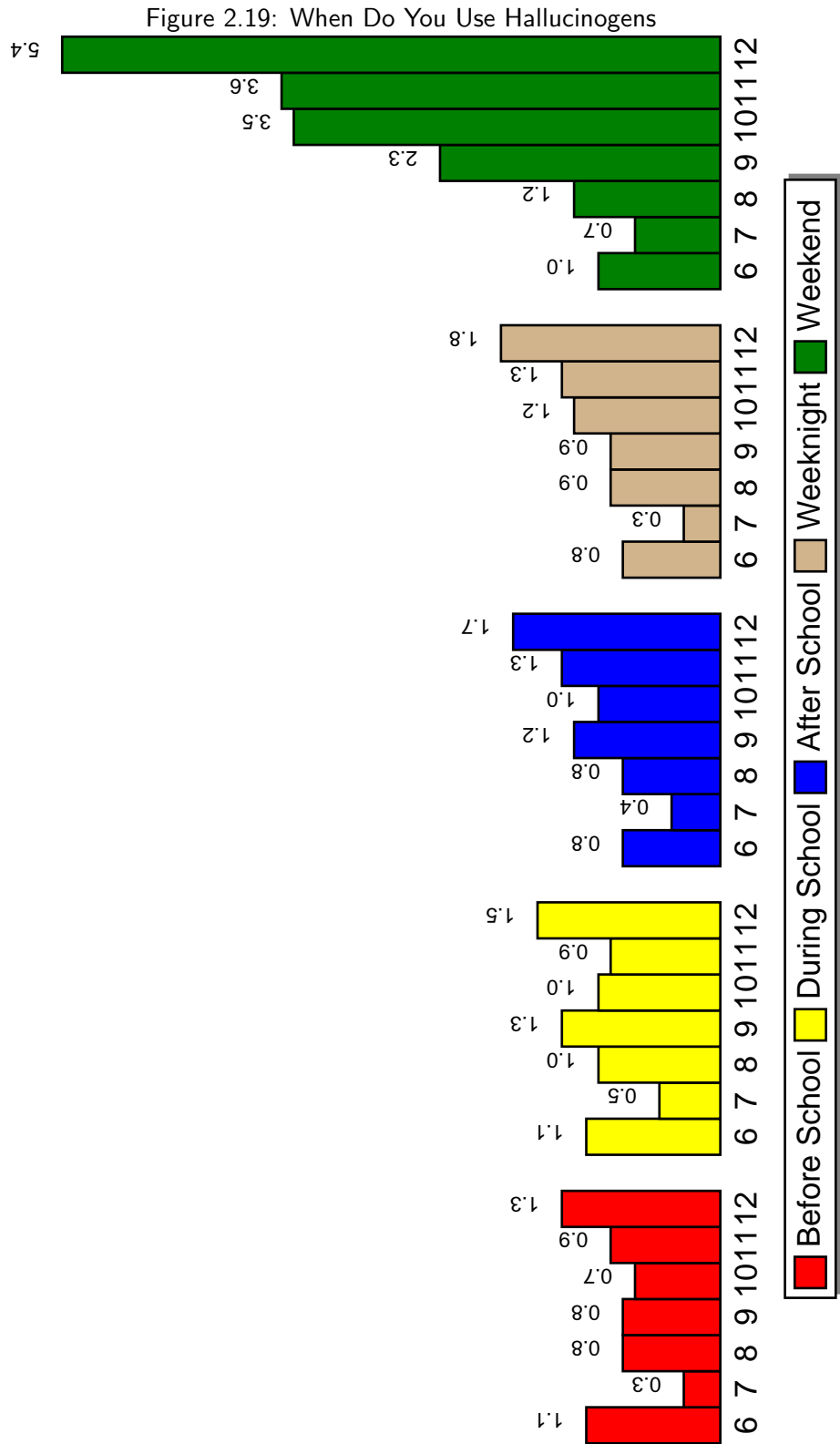
# When Do You Use Inhalants

Figure 2.18: When Do You Use Inhalants



Source: PRIDE Surveys

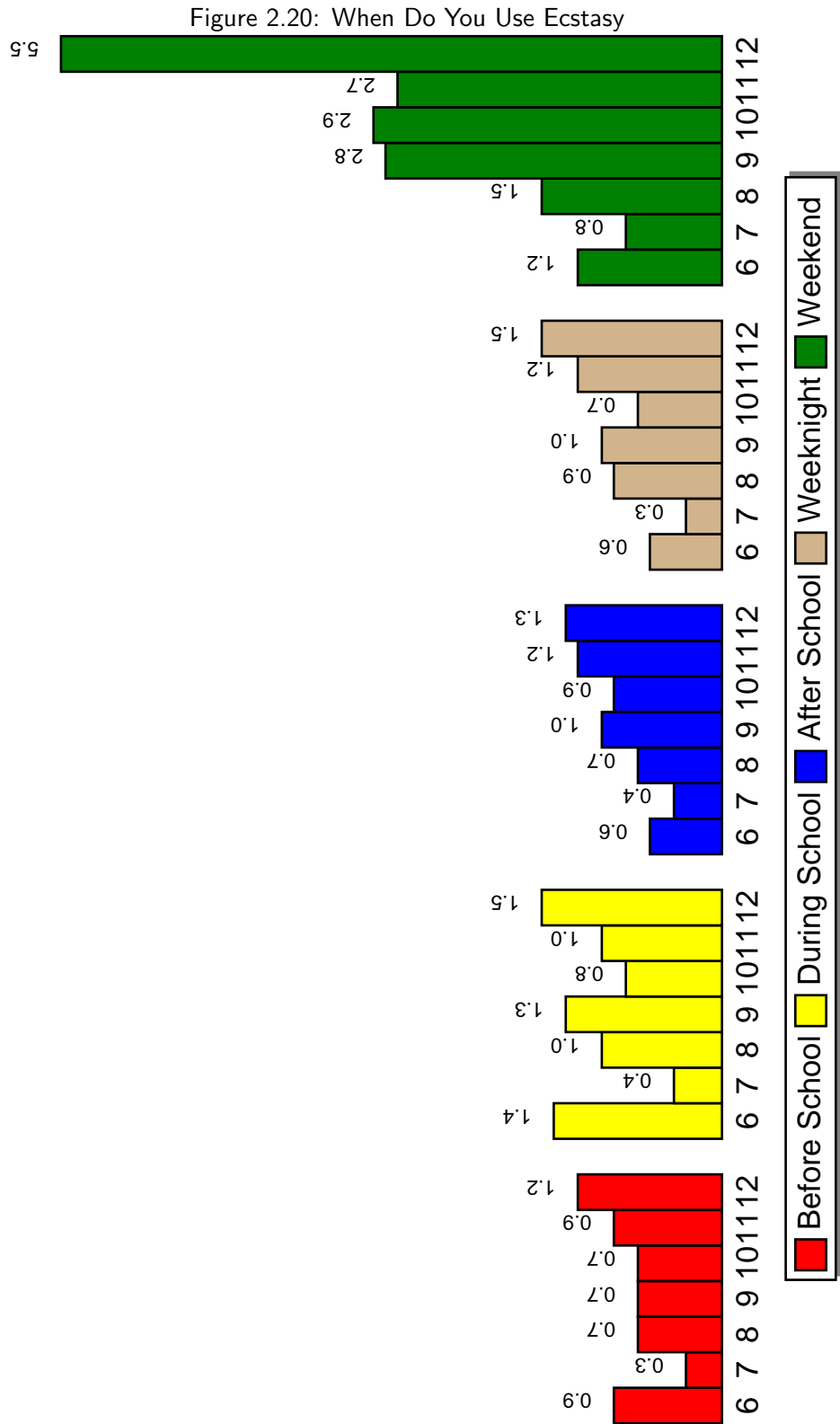
# When Do You Use Hallucinogens



Source: PRIDE Surveys



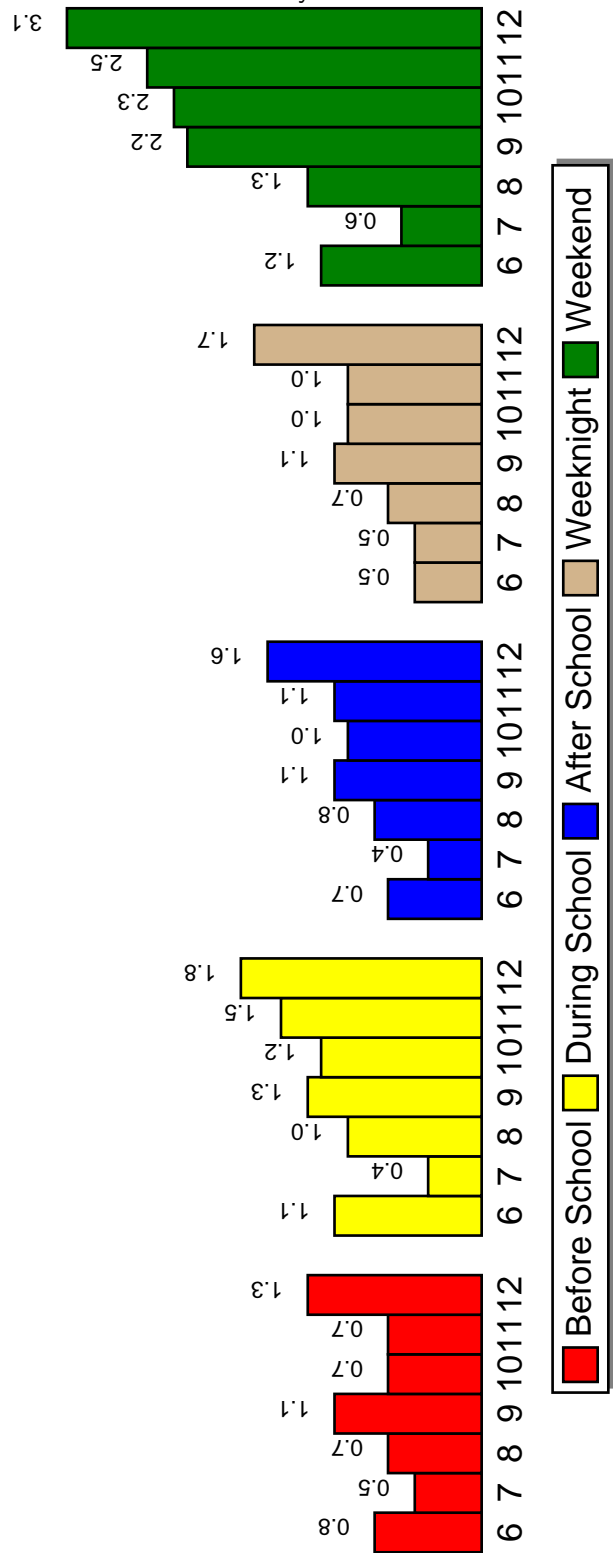
# When Do You Use Ecstasy



Source: PRIDE Surveys

# When Do You Use OxyContin

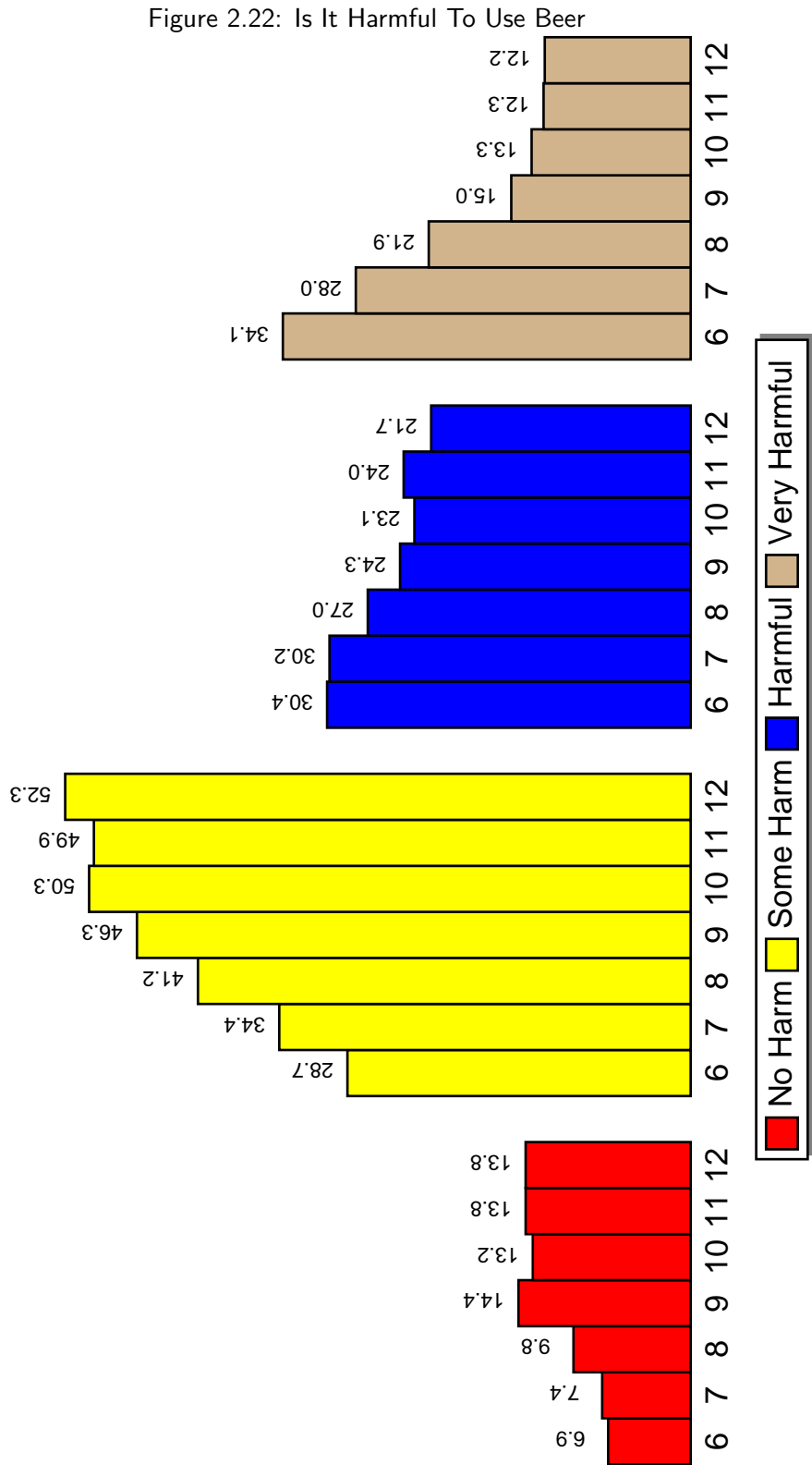
Figure 2.21: When Do You Use OxyContin



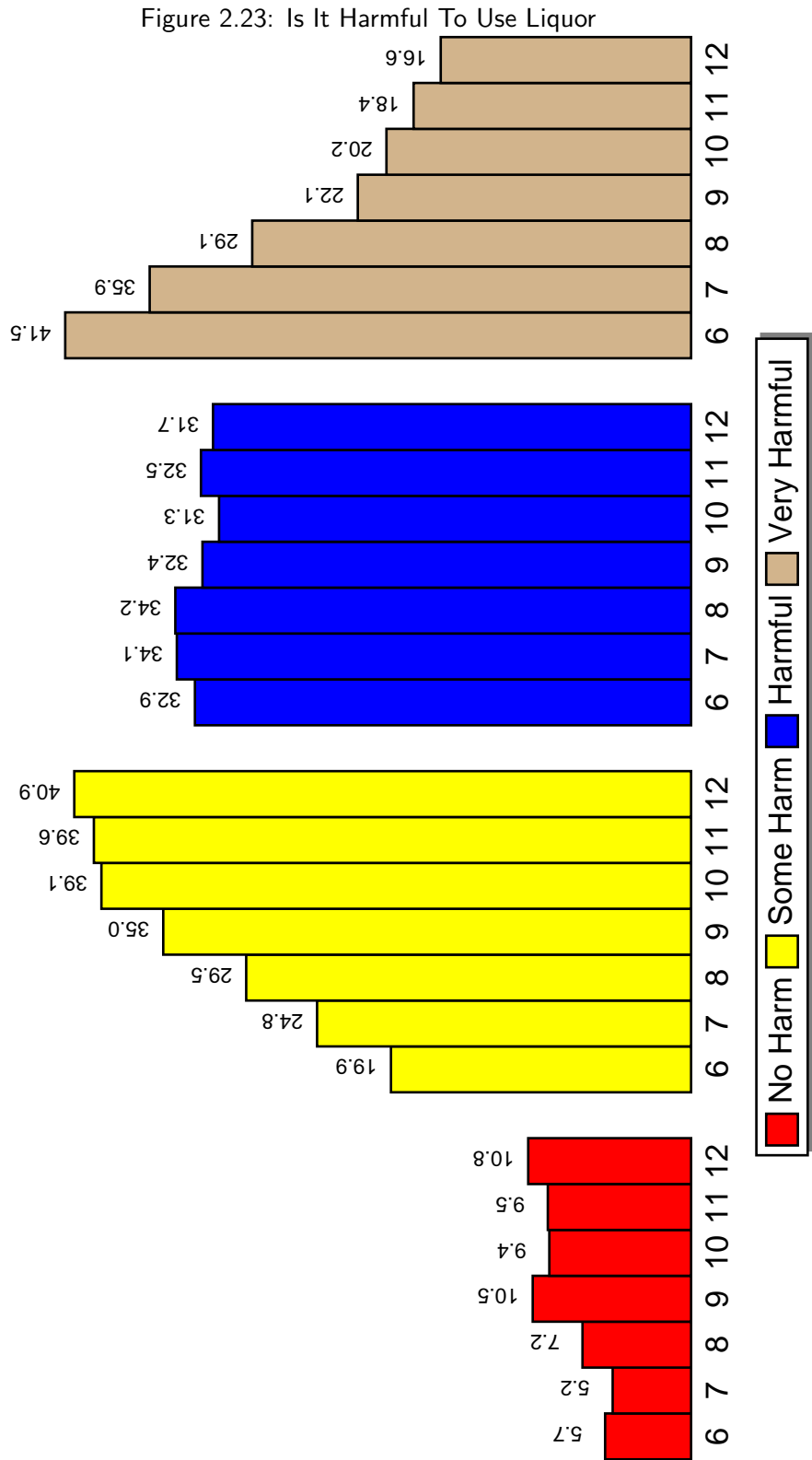
Source: PRIDE Surveys

## 2.4 Harmfulness to Health

# Is It Harmful To Use Beer

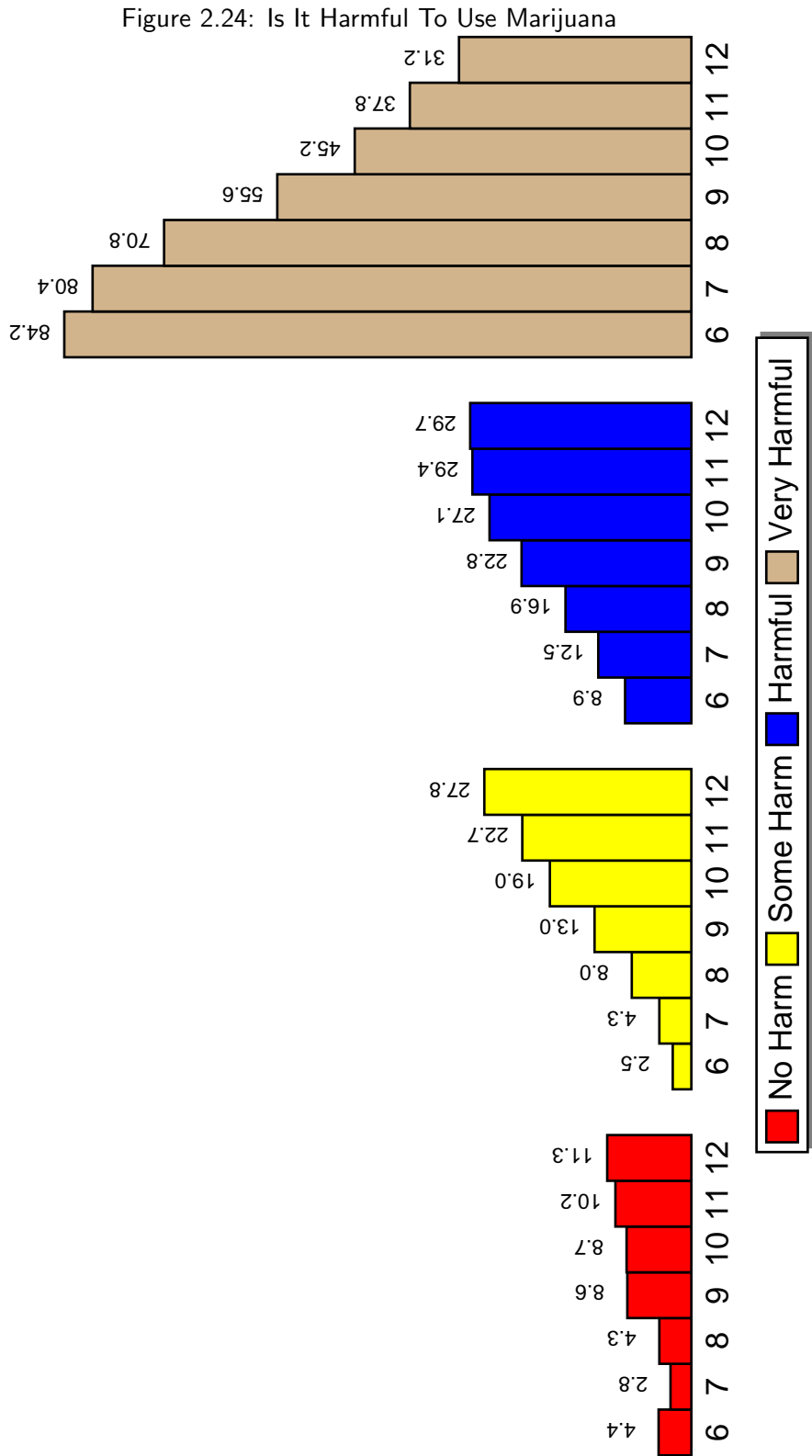


Is It Harmful To Use Liquor



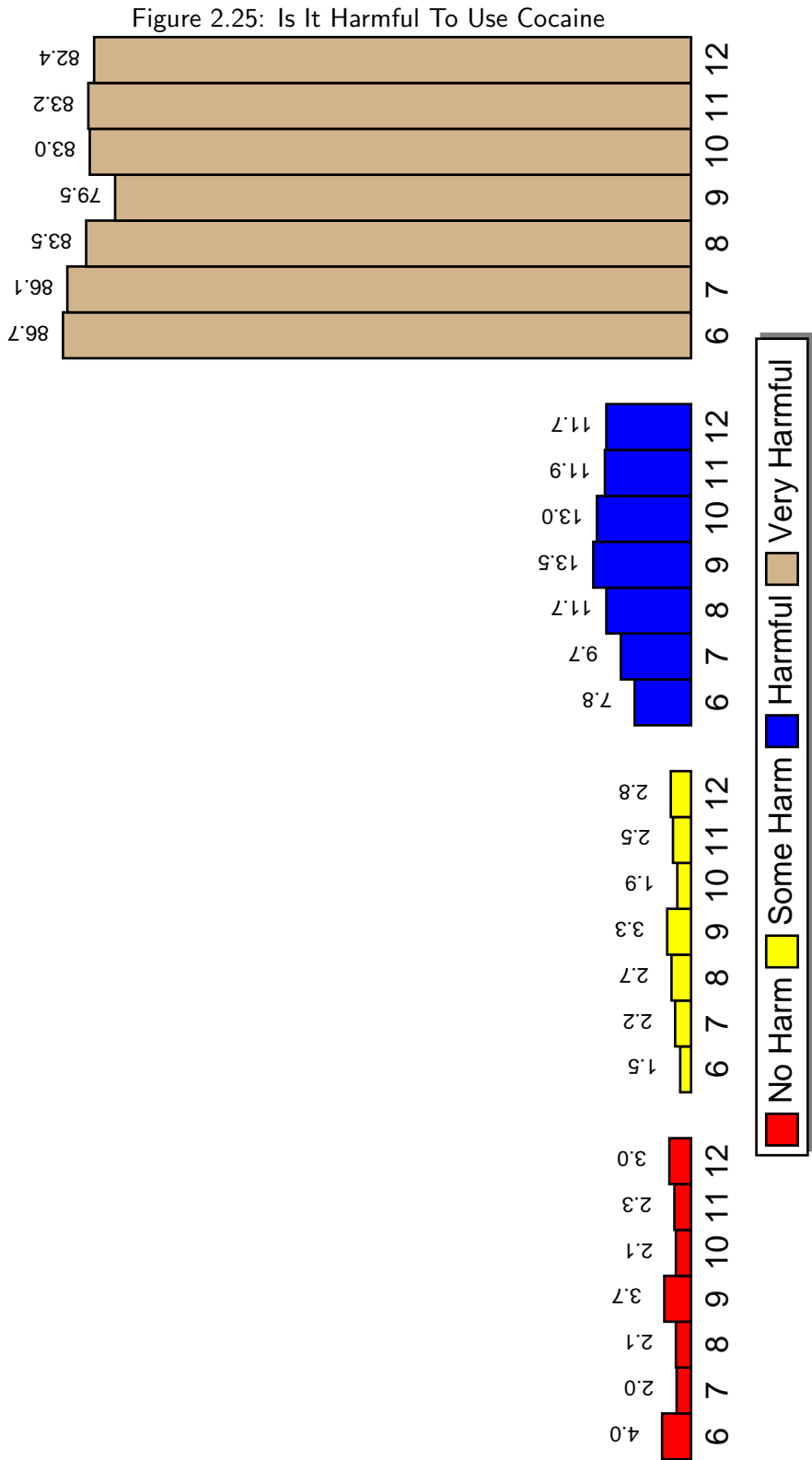
Source: PRIDE Surveys

# Is It Harmful To Use Marijuana



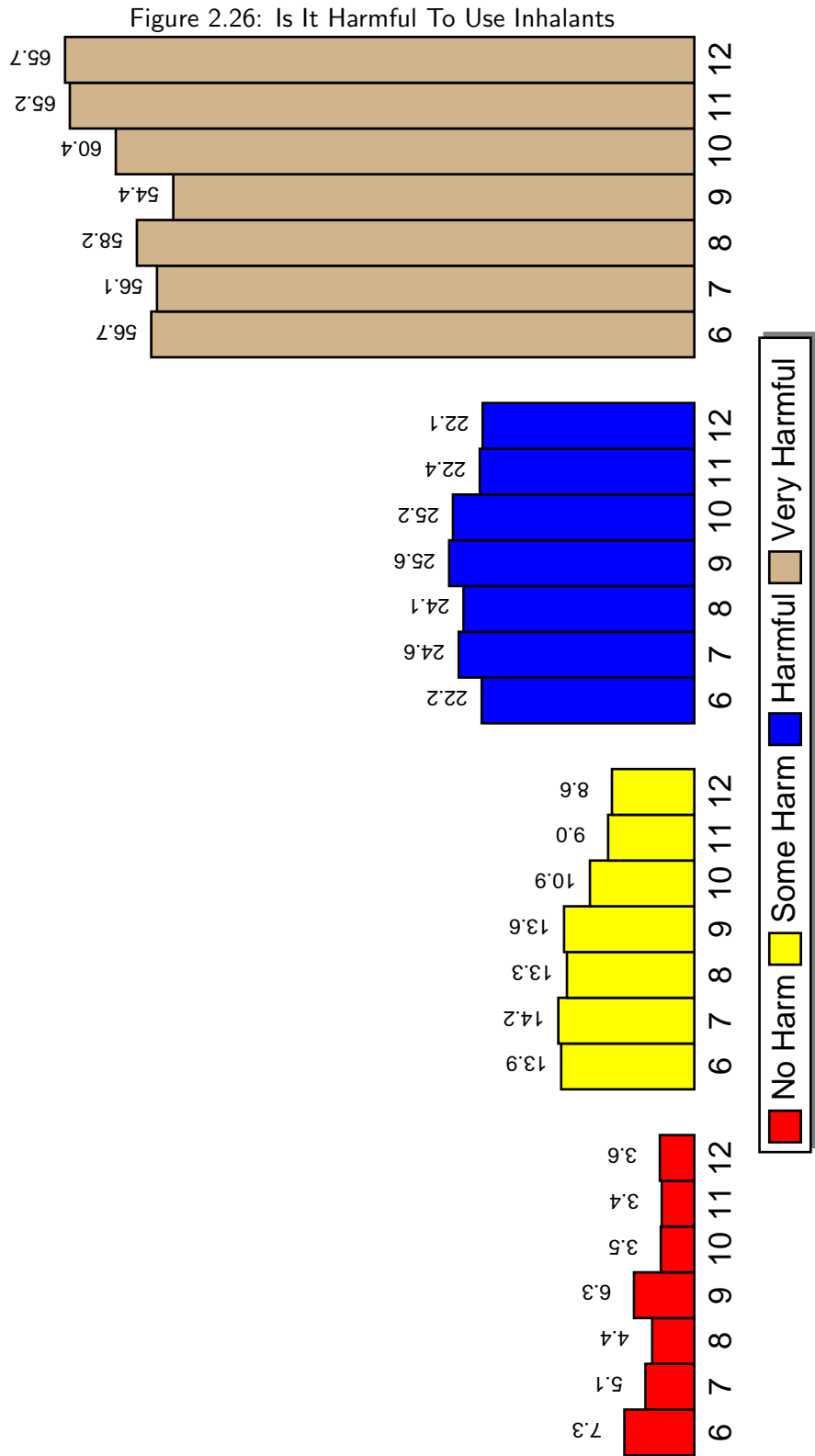
Source: PRIDE Surveys

# Is It Harmful To Use Cocaine



Source: PRIDE Surveys

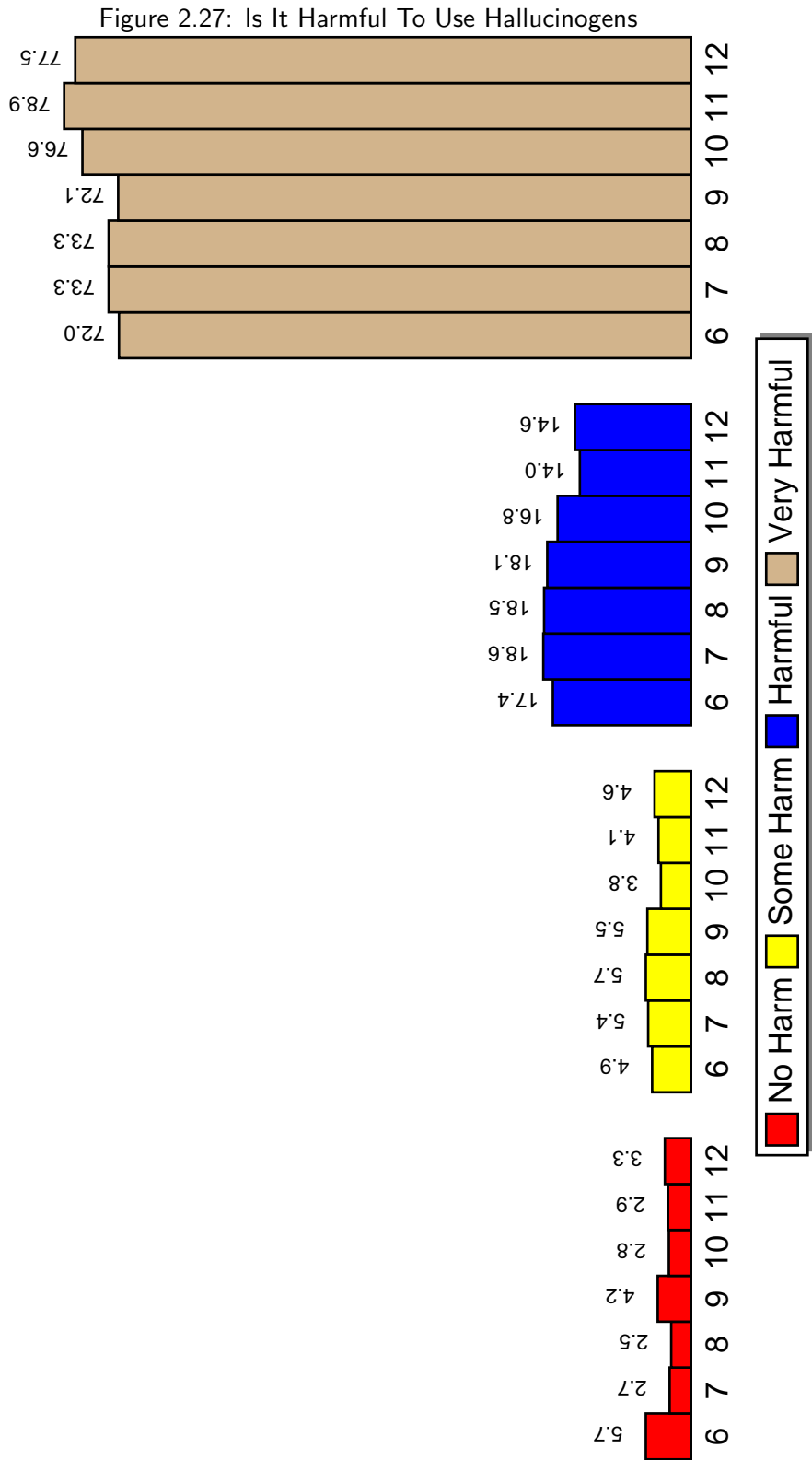
# Is It Harmful To Use Inhalants



Source: PRIDE Surveys

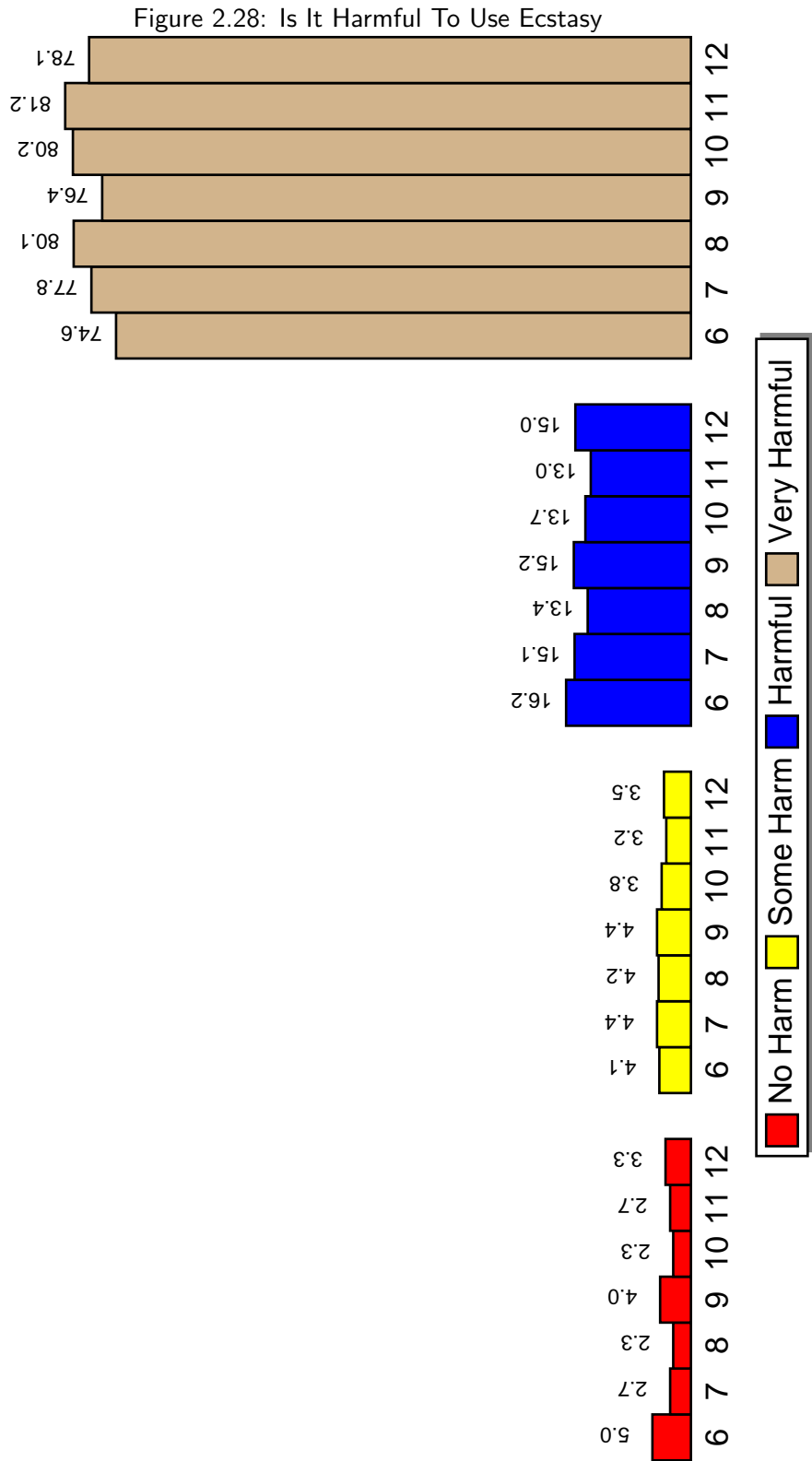


# Is It Harmful To Use Hallucinogens



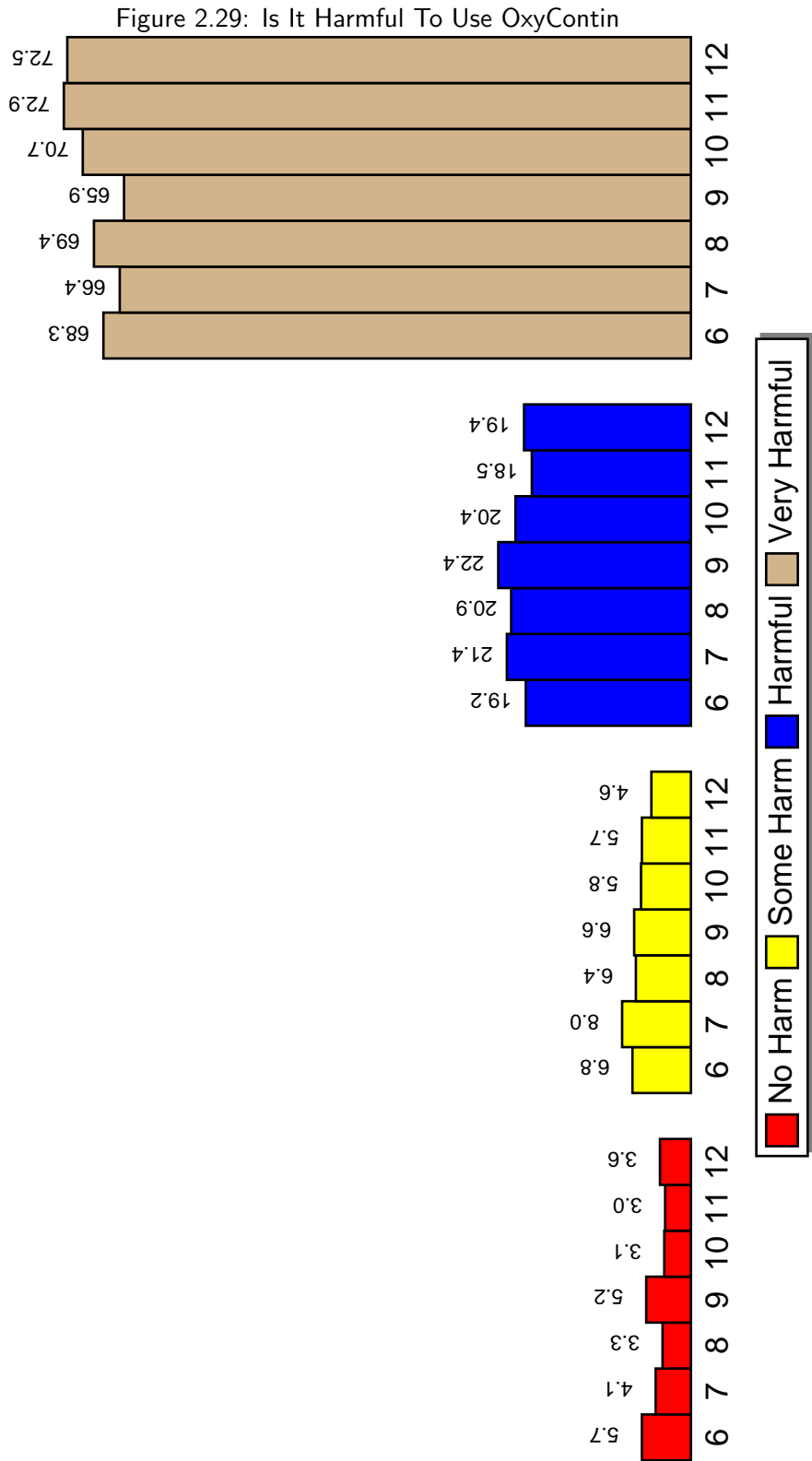
Source: PRIDE Surveys

# Is It Harmful To Use Ecstasy



Source: PRIDE Surveys

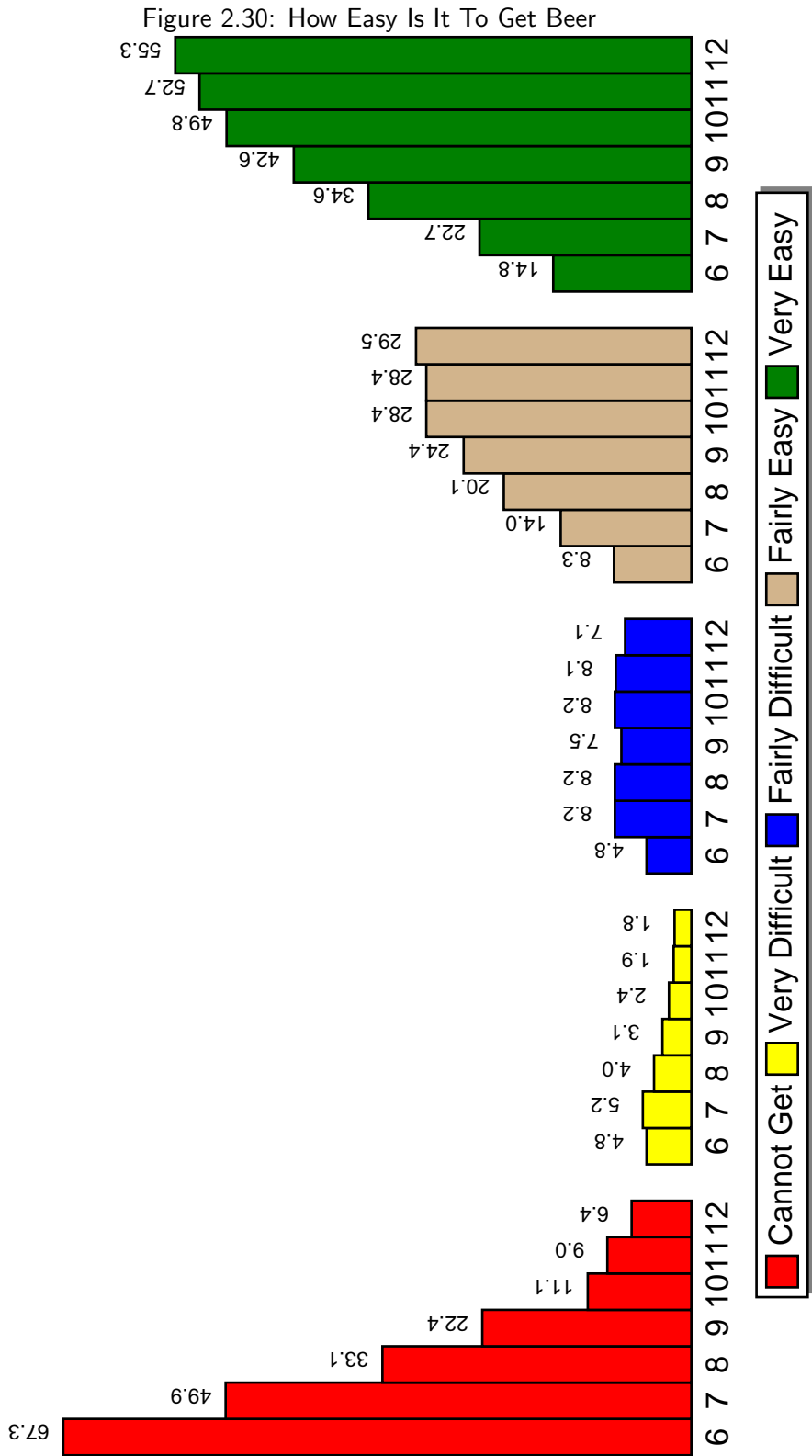
# Is It Harmful To Use OxyContin



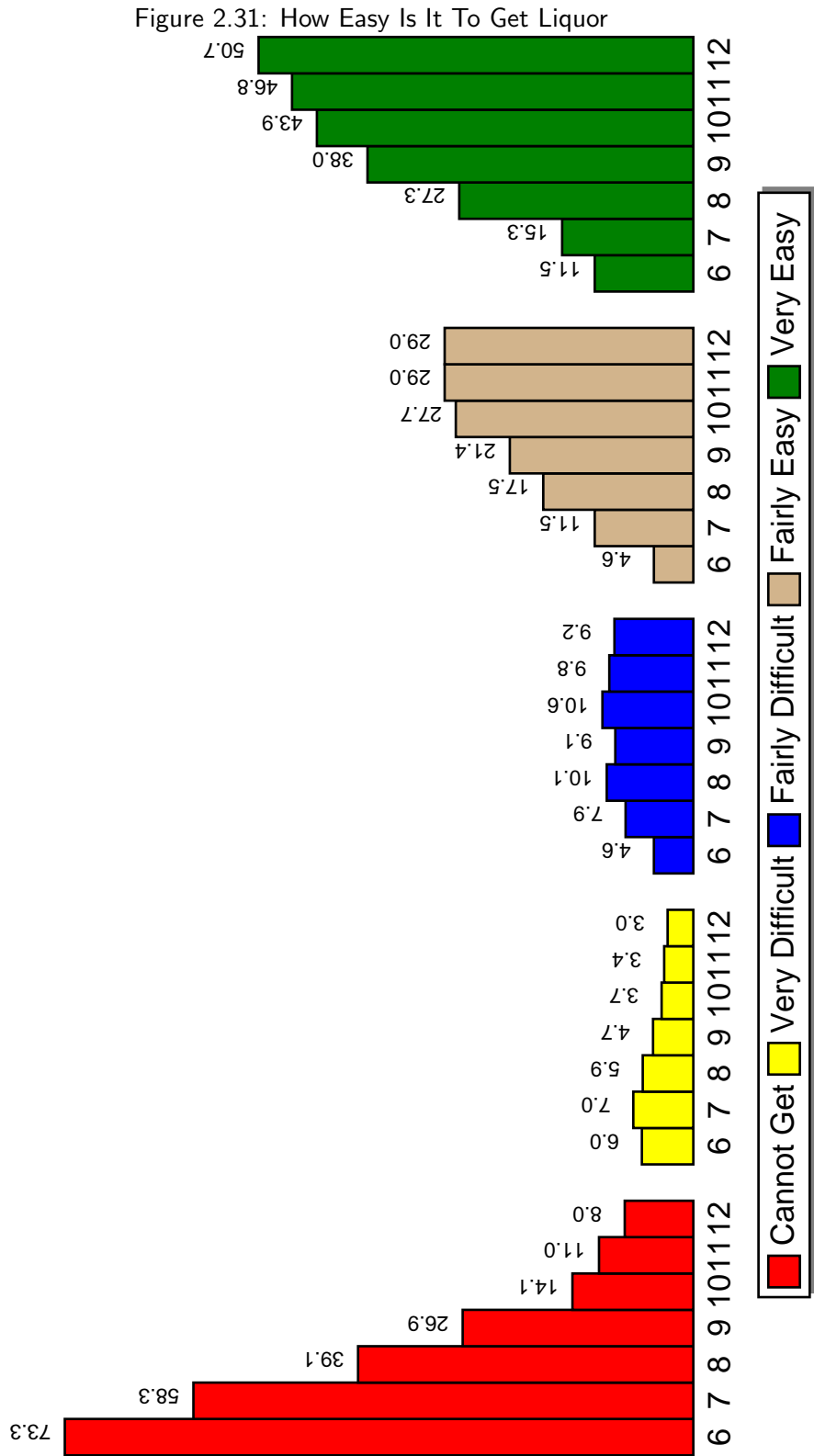
Source: PRIDE Surveys

## 2.5 Availability

# How Easy Is It To Get Beer

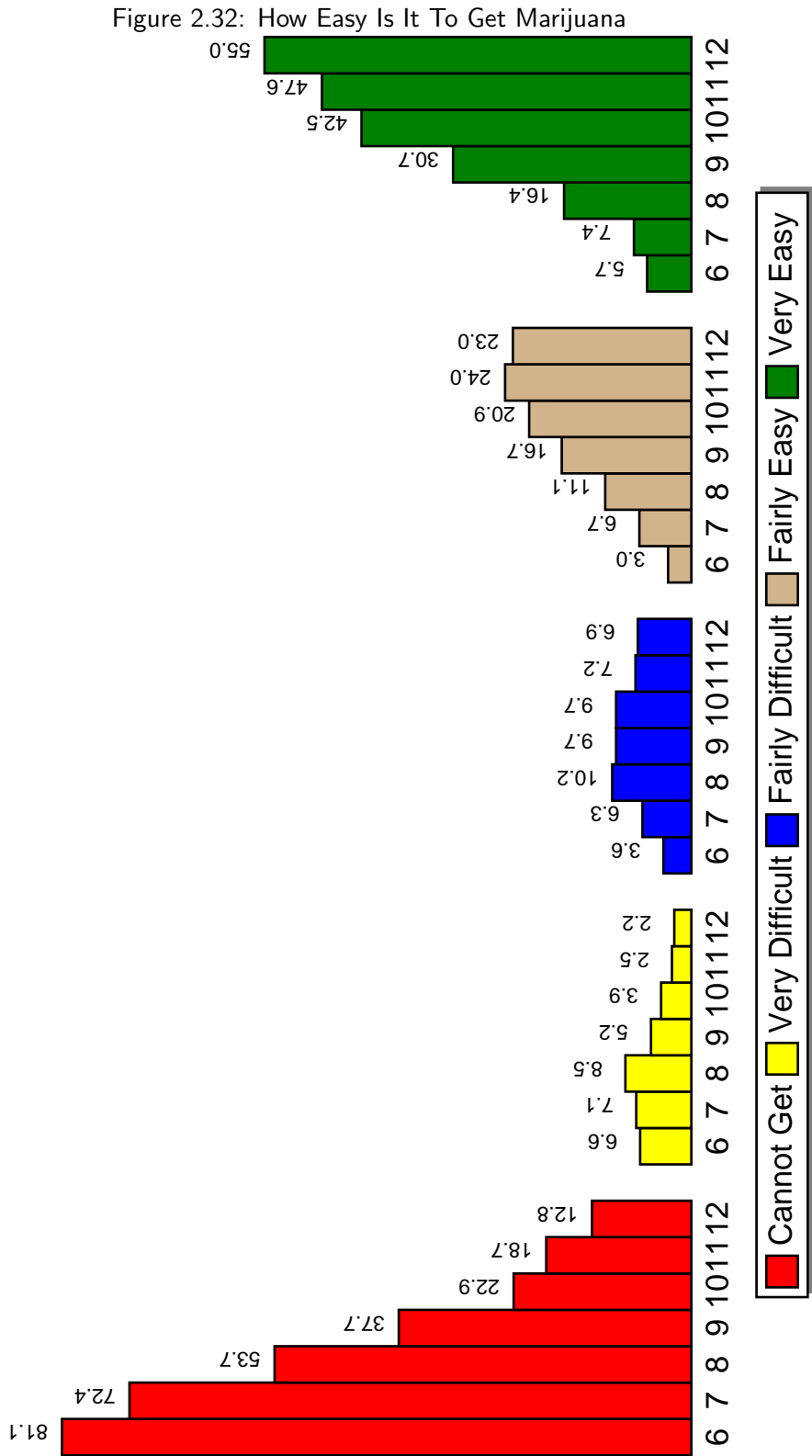


# How Easy Is It To Get Liquor



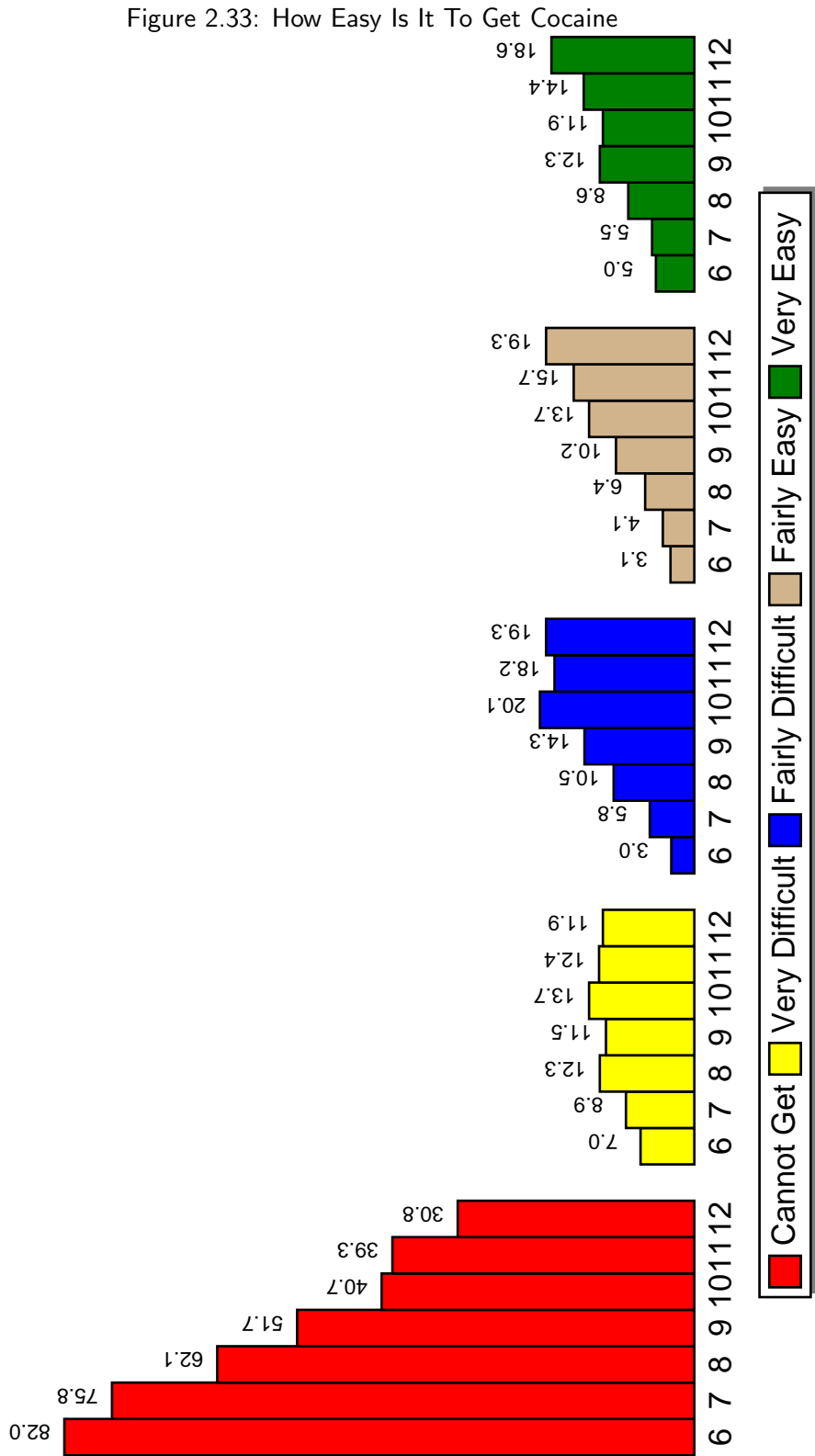
Source: PRIDE Surveys

# How Easy Is It To Get Marijuana



Source: PRIDE Surveys

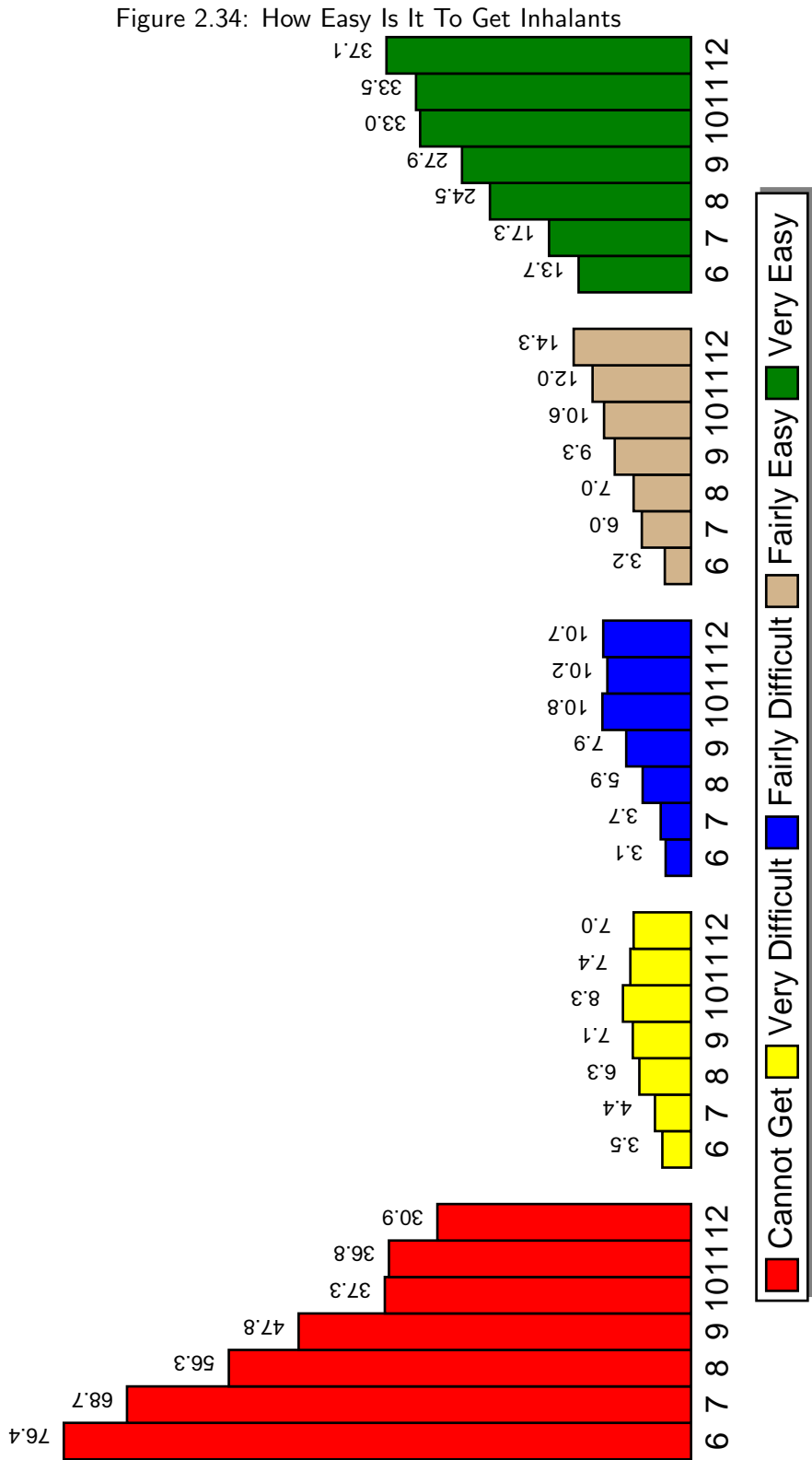
# How Easy Is It To Get Cocaine



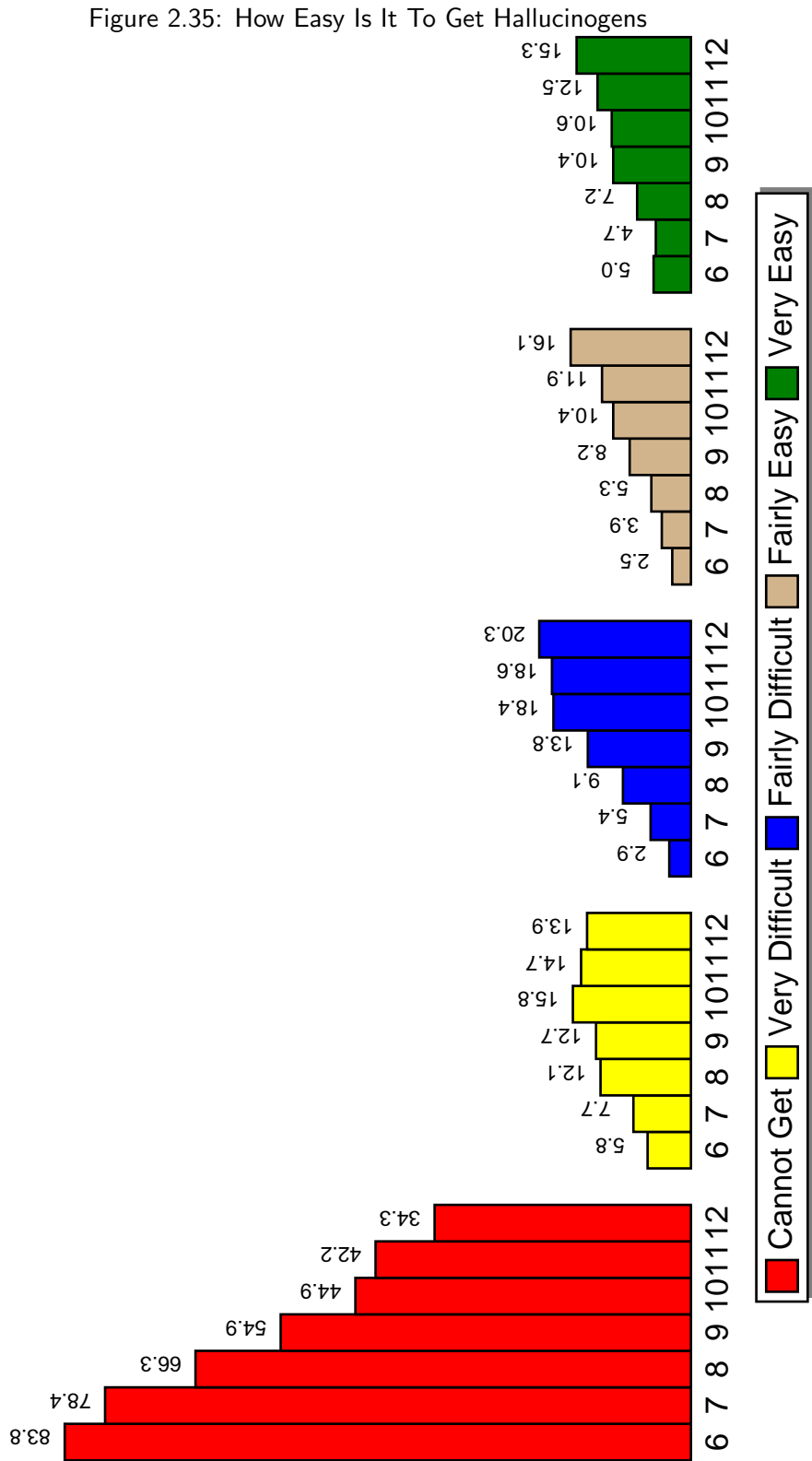
Source: PRIDE Surveys



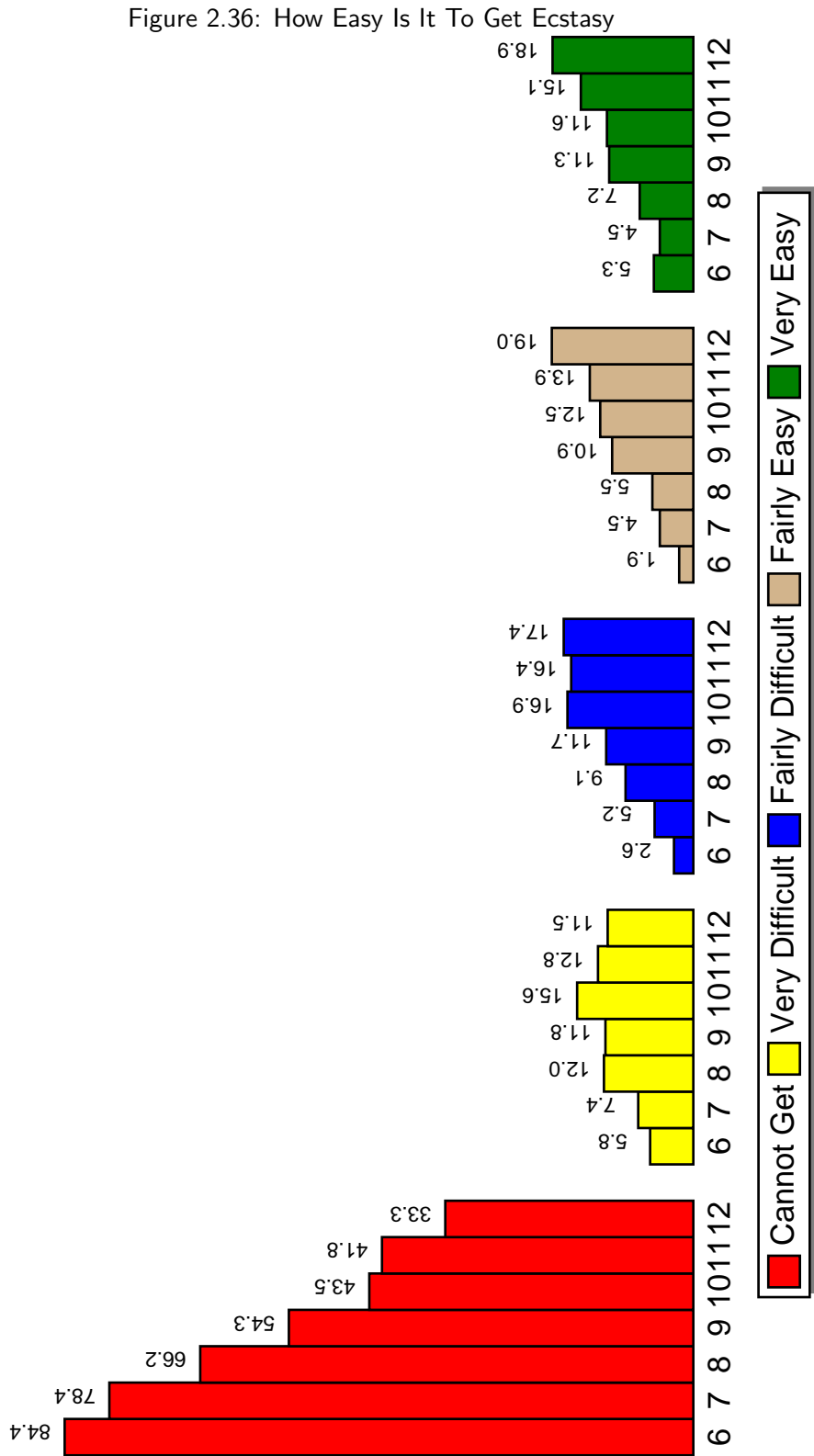
# How Easy Is It To Get Inhalants



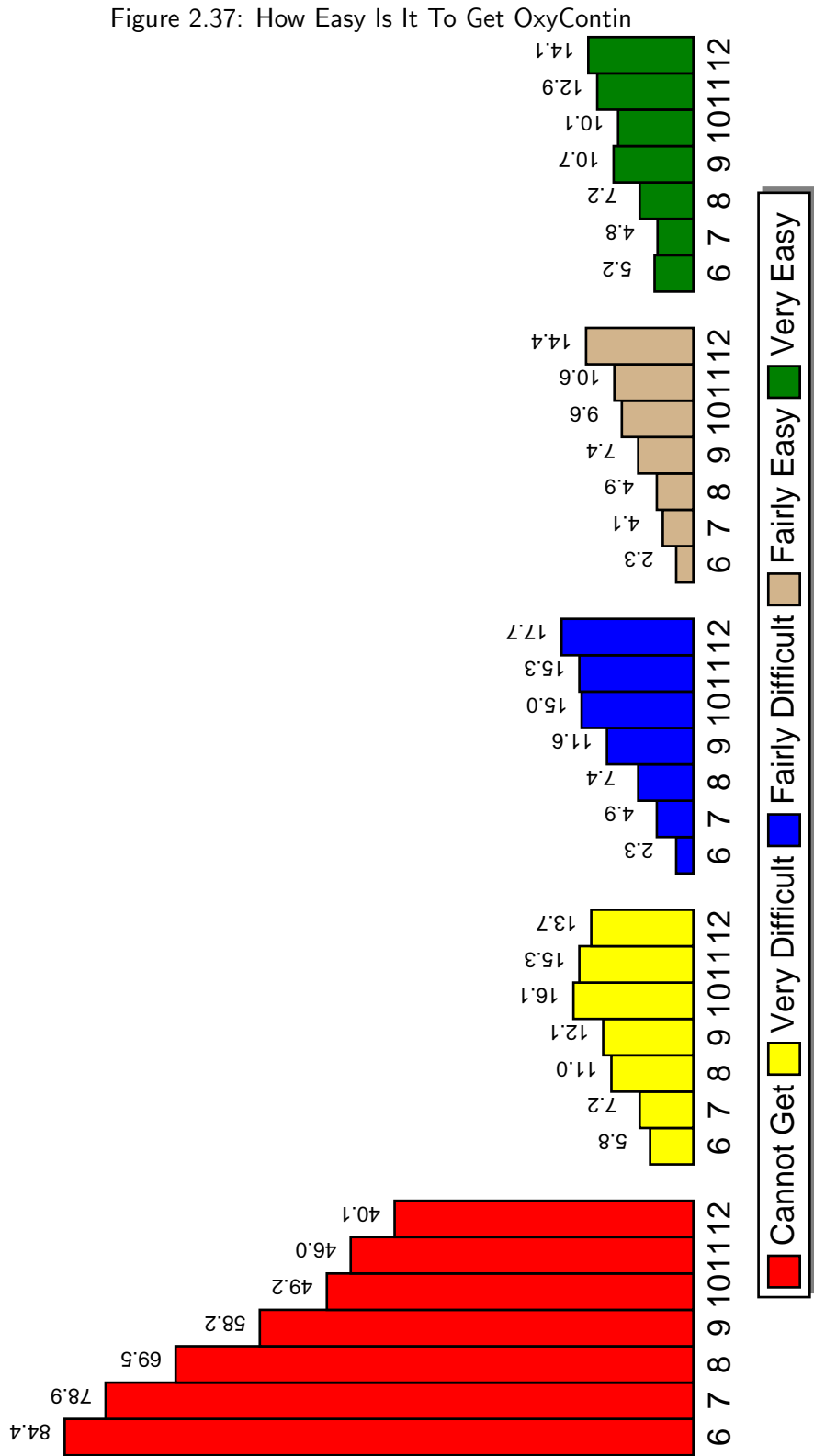
# How Easy Is It To Get Hallucinogens



# How Easy Is It To Get Ecstasy

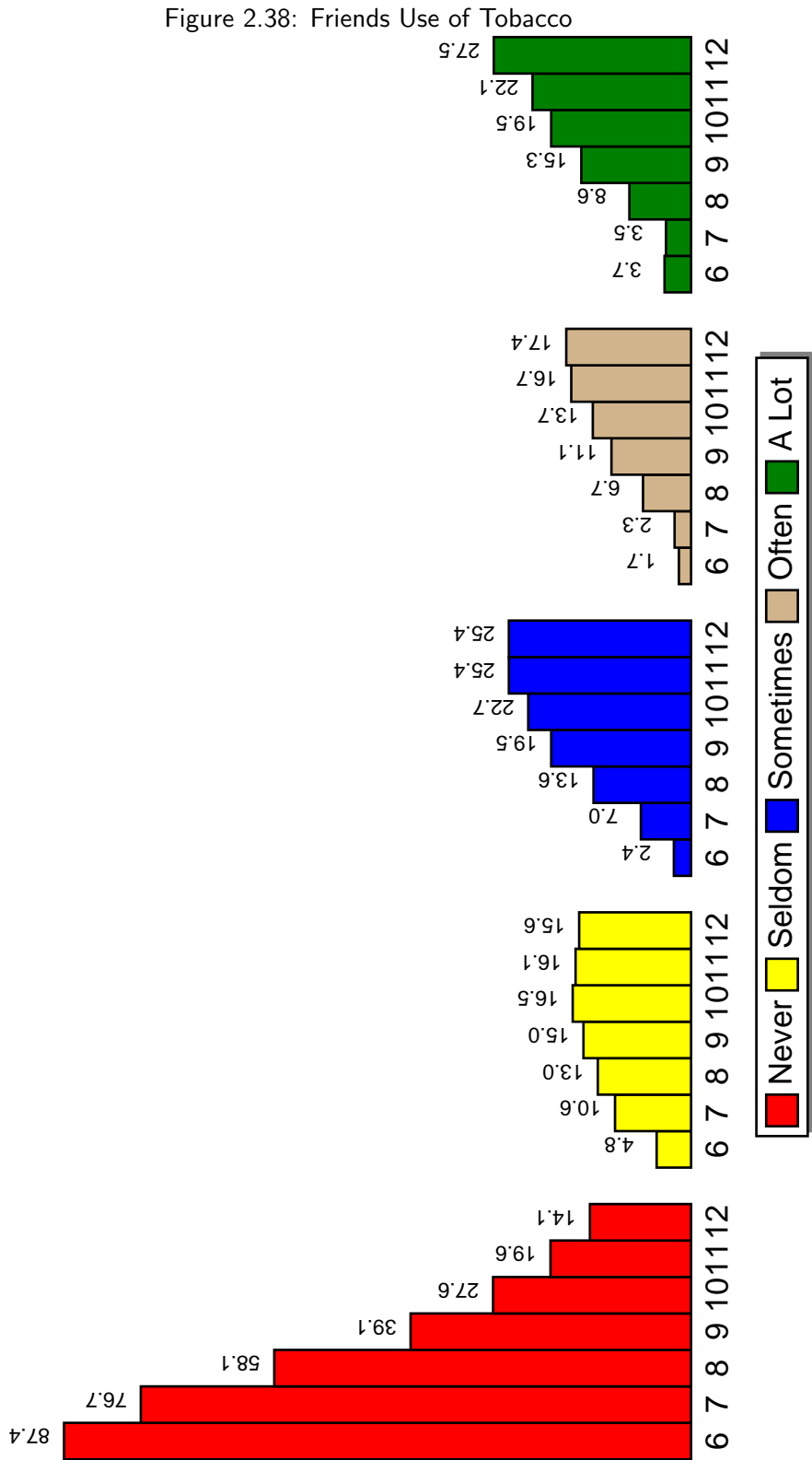


# How Easy Is It To Get OxyContin



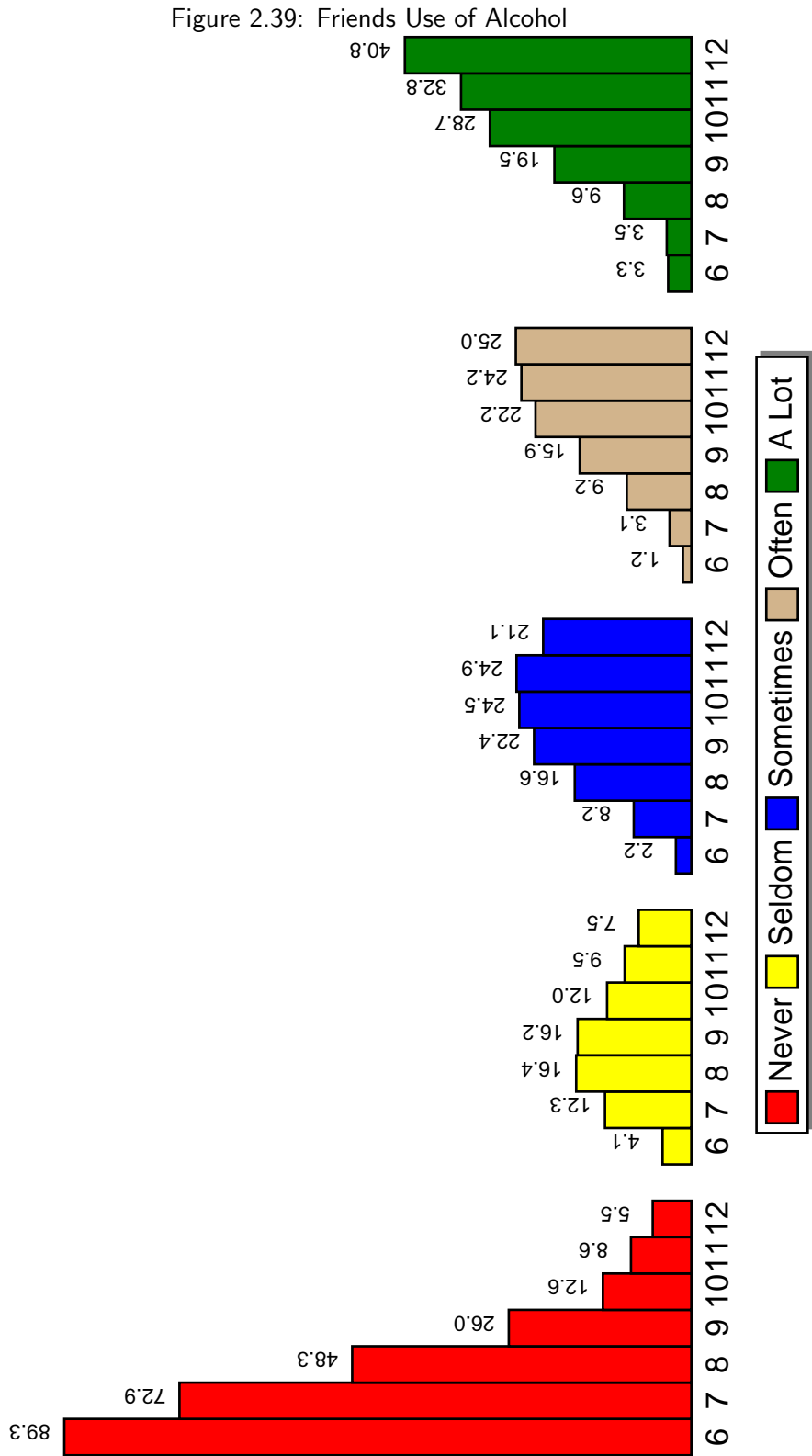
## 2.6 Friends Use

Friends Use of Tobacco



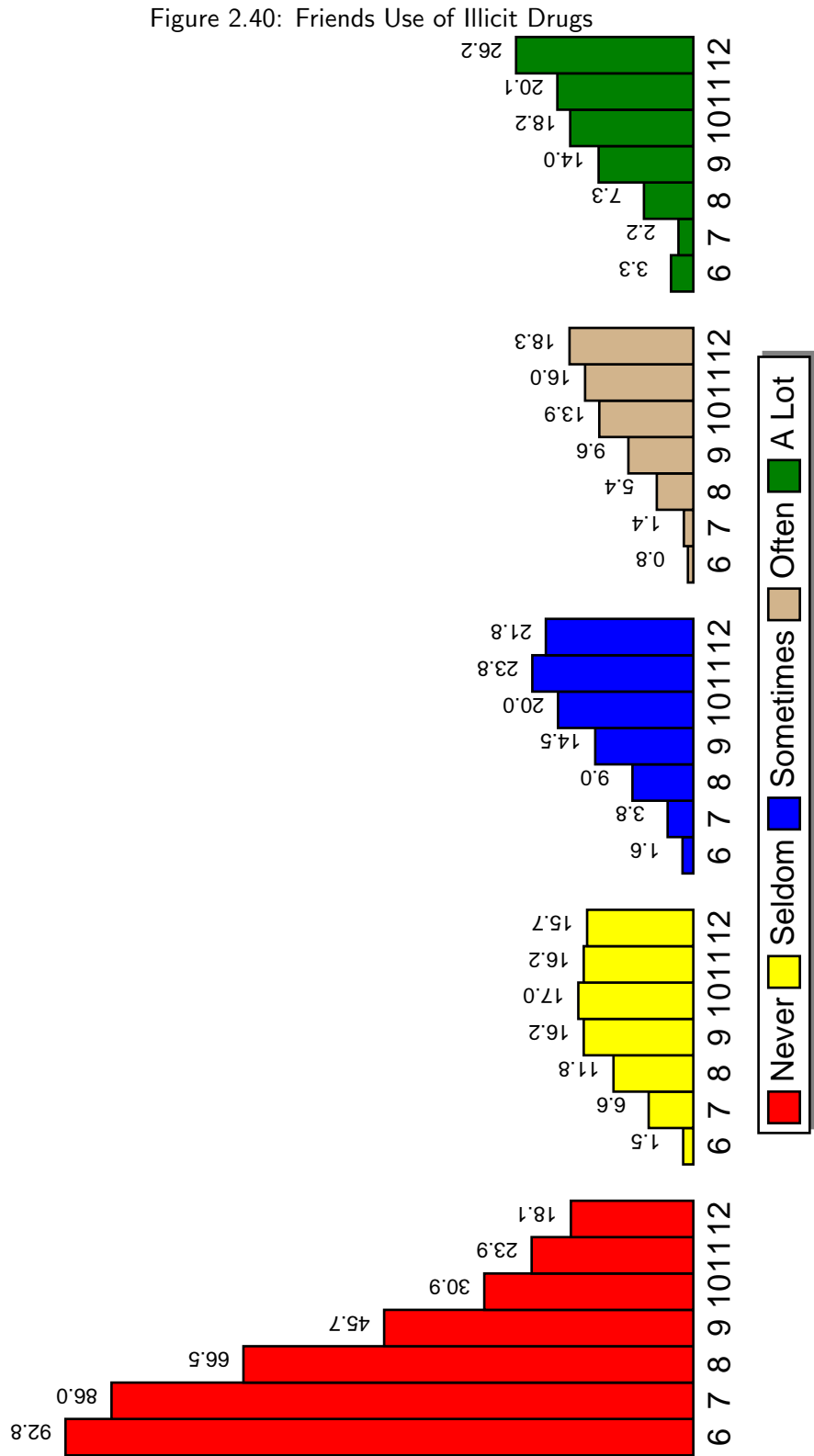
Source: PRIDE Surveys

Friends Use of Alcohol



Source: PRIDE Surveys

# Friends Use of Illicit Drugs



Source: PRIDE Surveys



## Chapter 3

# Advanced Graphics

The following graphs will assist you in understanding the relationship of student behavior to alcohol and other drug usage. You are encouraged to make presentations to school faculty, parents, media, and other audiences in the community.

The graphs on effect of use present data on how intoxicated students become when they use particular drugs. These figures are calculated by looking at the question *What Effect Do You Most Often Get When You ...*. The percentage is calculated as follows; Of those students who reported some use (i.e. all students whose response to the question was other than *Do Not Use*), the percentage of students who responded either *Very High* or *Bombed*. Typically, even though use of most illicit drugs may not seem very high, when they are used by students a high percentage of those students become very intoxicated. This would indicate that there is very little *casual* use of illicit drugs. Students tend to take these drugs in order to become intoxicated.

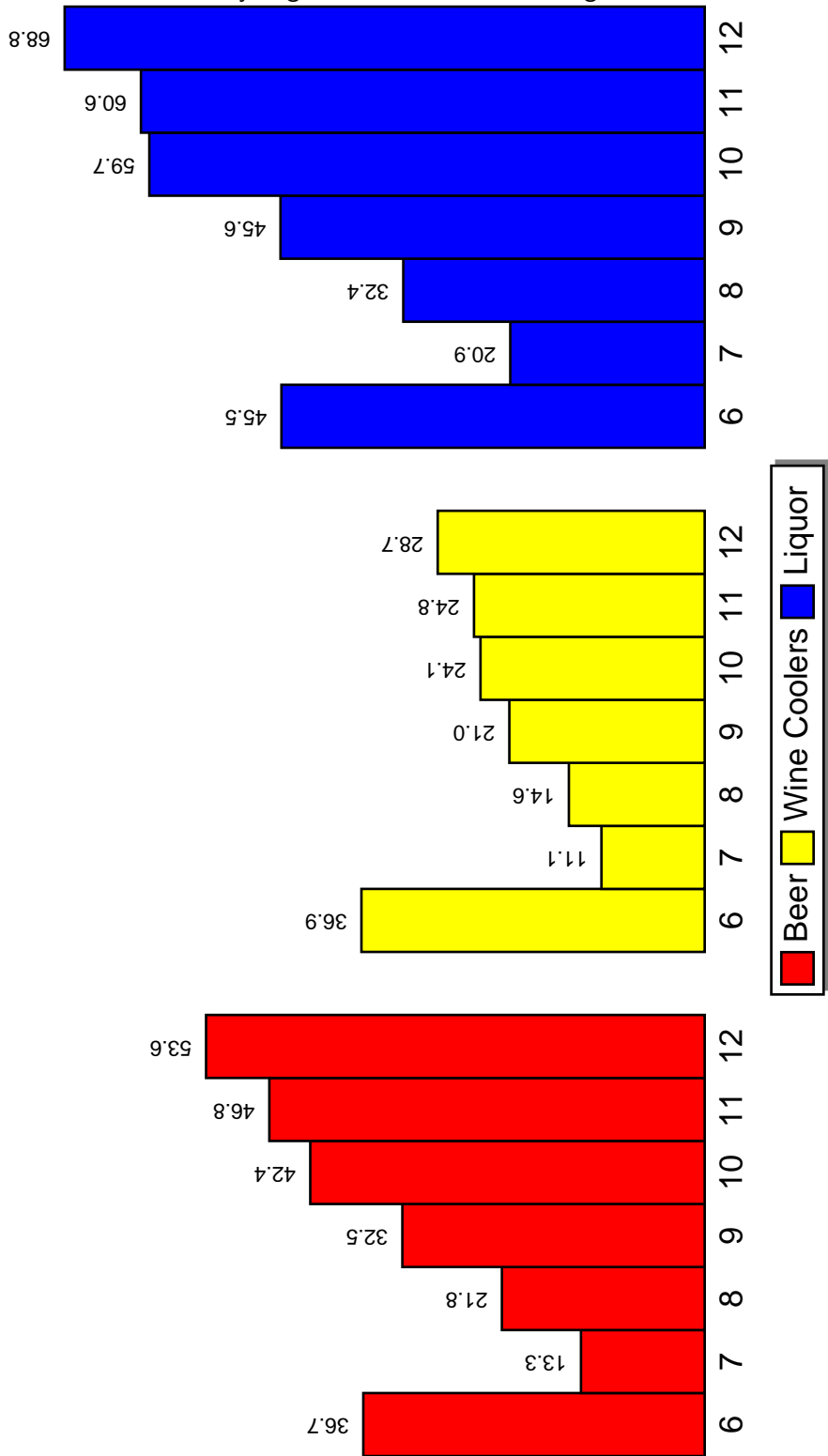
The graphs on frequency of use by sex present data on gateway and illicit drug use broken down by male and female students.

The graphs on illicit drug use by risk & protective factors show for each category of a risk or protective factor question the percentage of students who report using illicit drugs. For example, on the question of taking part in school activities, if the bar labeled NEVER was 40%, this means that of those students who responded NEVER to the question 40% reported using an illicit drug.

### **3.1 Effect of Use By Students Who Use Drugs**

Figure 3.1: % Students Who Get Very High or Bomed When Using Beer, Wine Coolers or Liquor

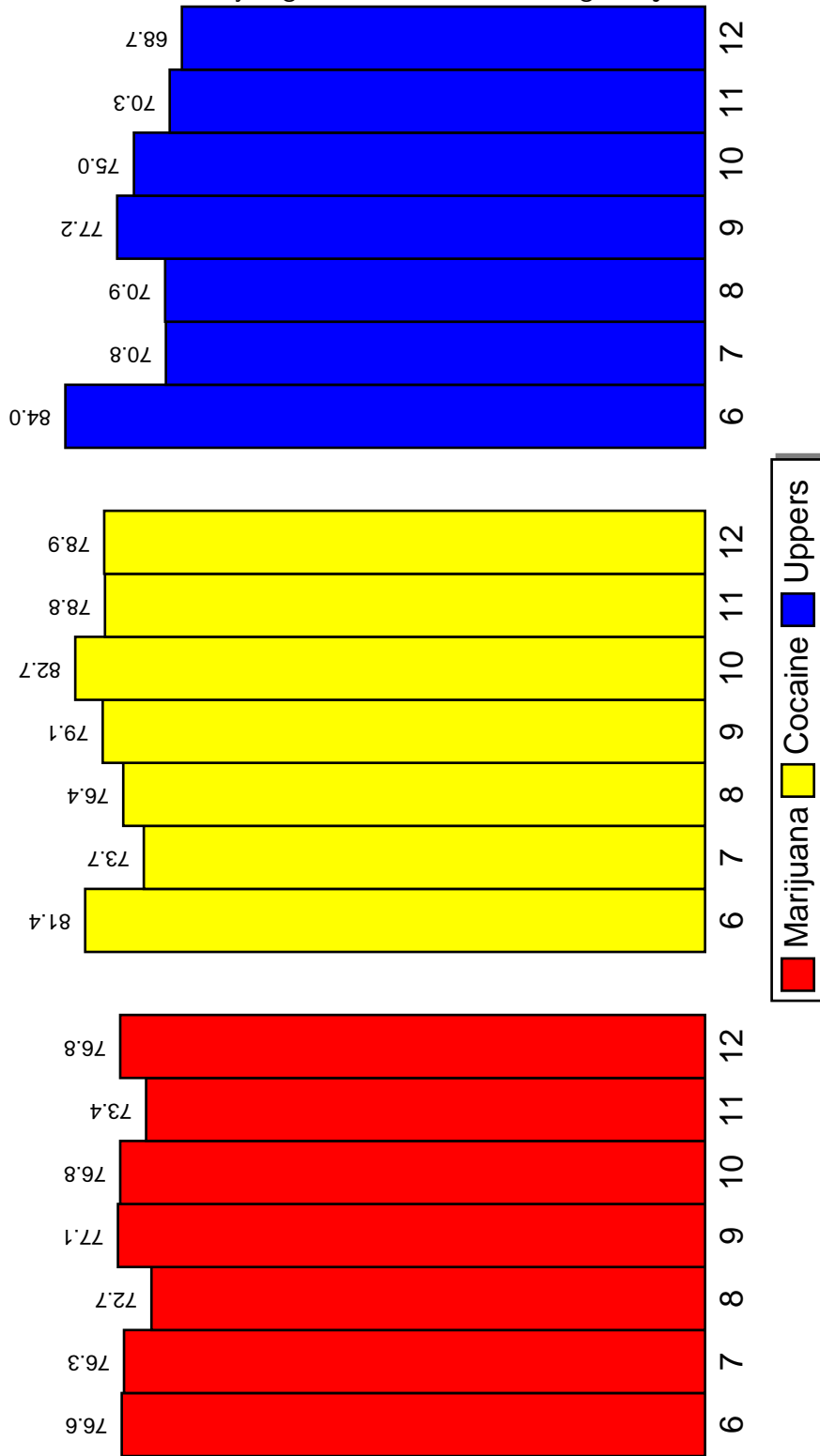
% Students Who Get Very High or Bomed When Using Beer, Wine Coolers or Liquor



Source: PRIDE Surveys

Figure 3.2: % Students Who Get Very High or Bomed When Using Marijuana, Cocaine or Uppers

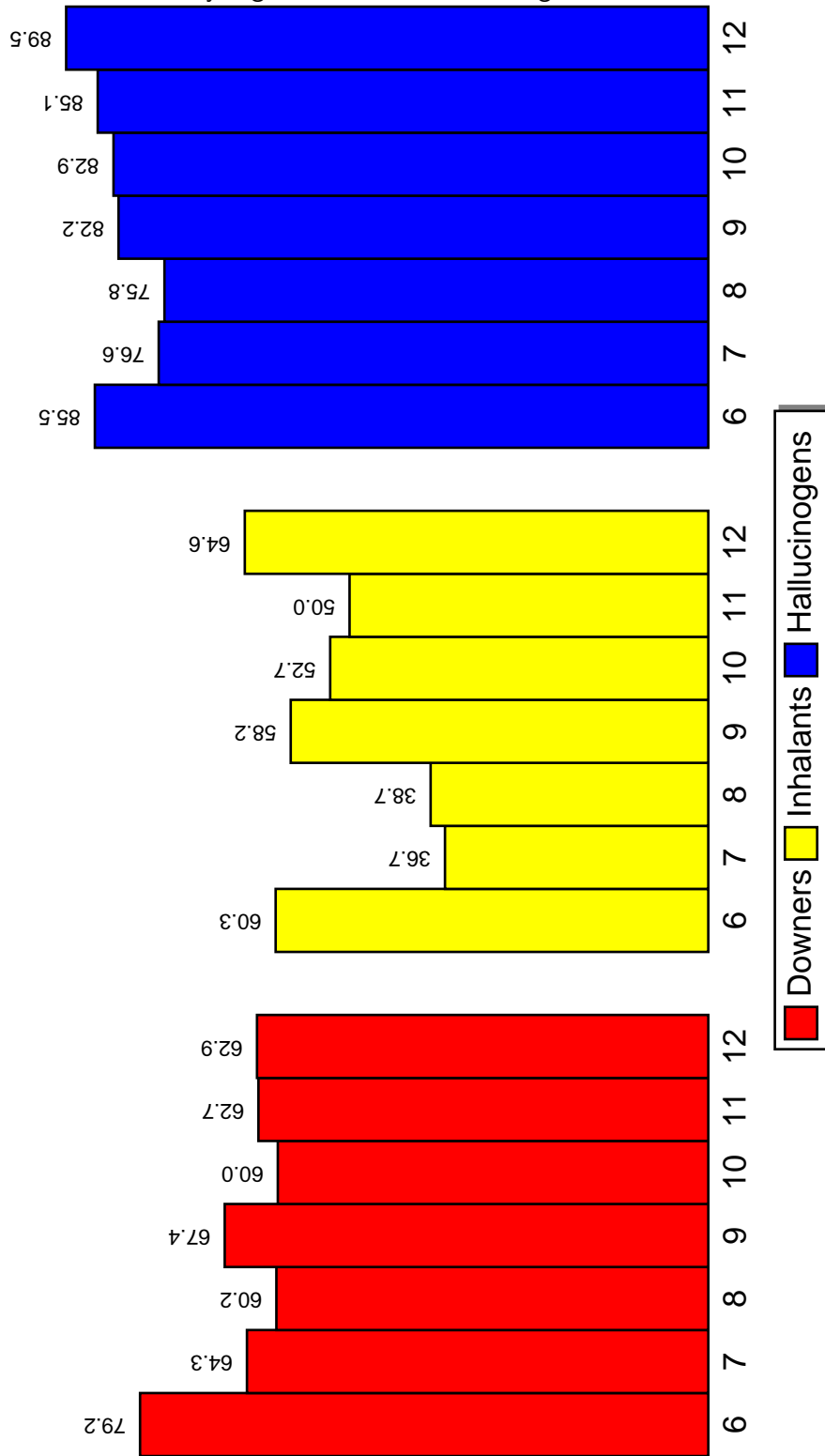
% Students Who Get Very High or Bombed When Using Marijuana, Cocaine or Uppers



Source: PRIDE Surveys

Figure 3.3: % Students Who Get Very High or Bomed When Using Downers, Inhalants or Hallucinogens

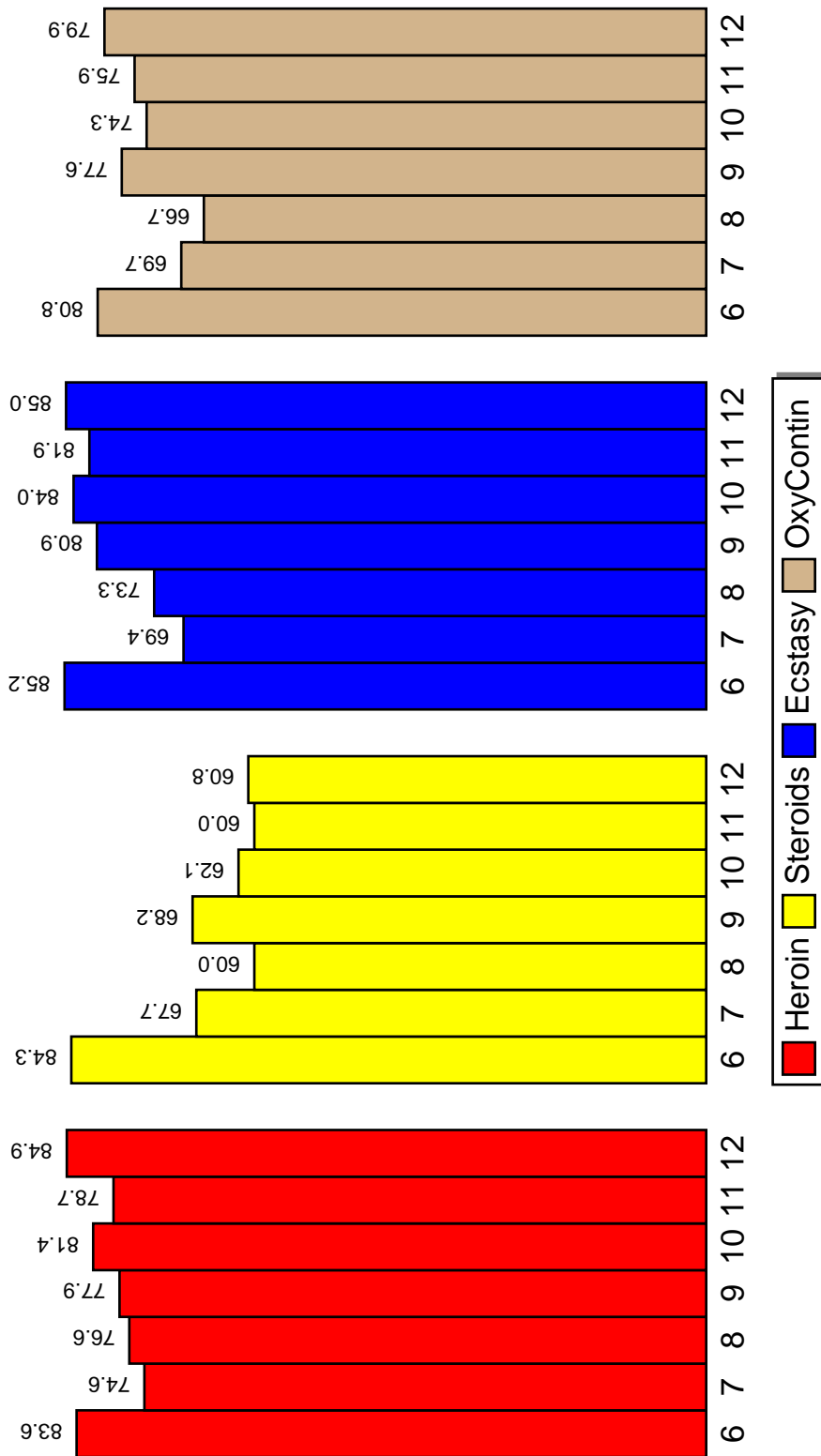
% Students Who Get Very High or Bomed When Using Downers, Inhalants or Hallucinogens



Source: PRIDE Surveys

Figure 3.4: % Students Who Get Very High or Bomed When Using Heroin, Steroids, Ecstasy or OxyContin

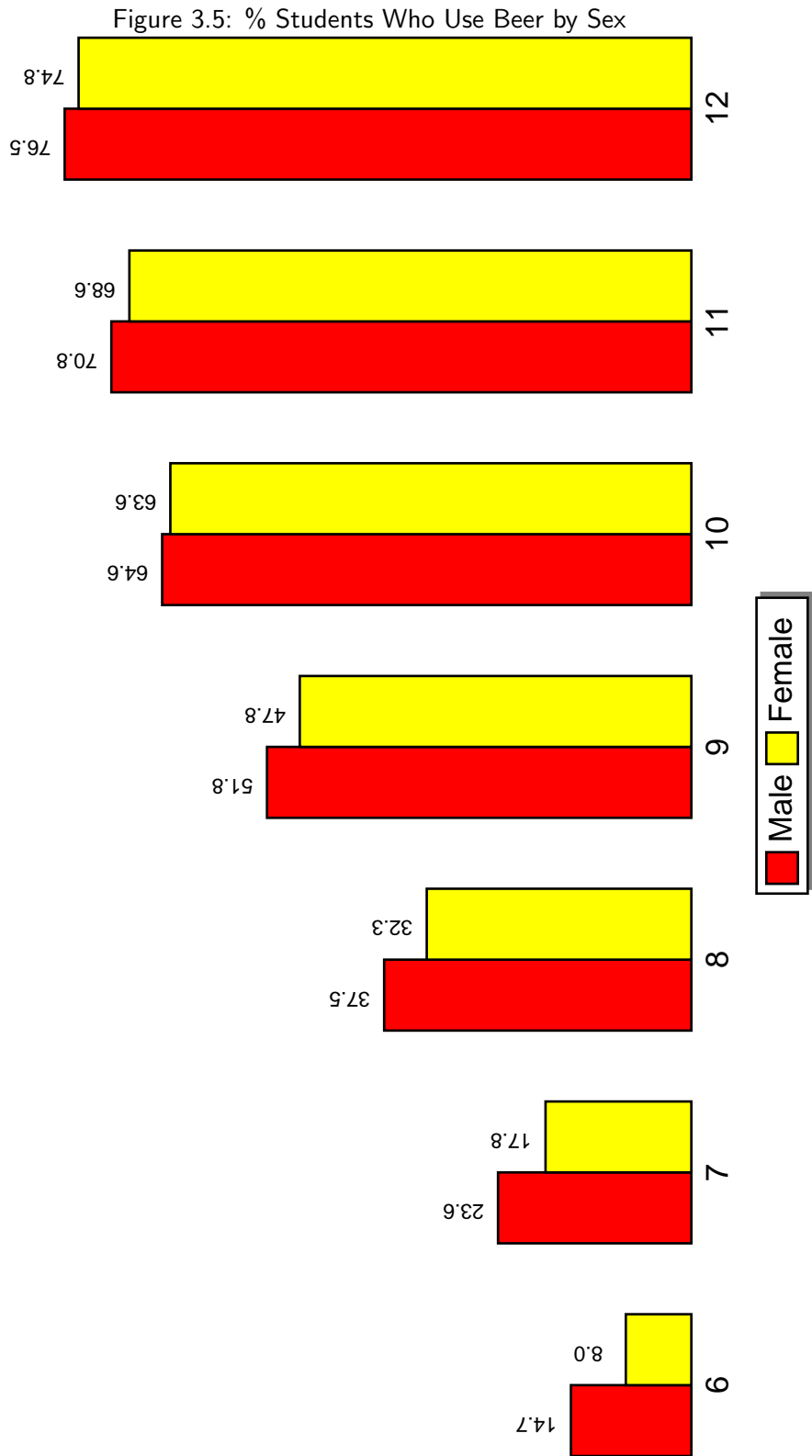
% Students Who Get Very High or Bomed When Using Heroin, Steroids, Ecstasy or OxyContin



Source: PRIDE Surveys

## 3.2 Frequency of Use by Sex

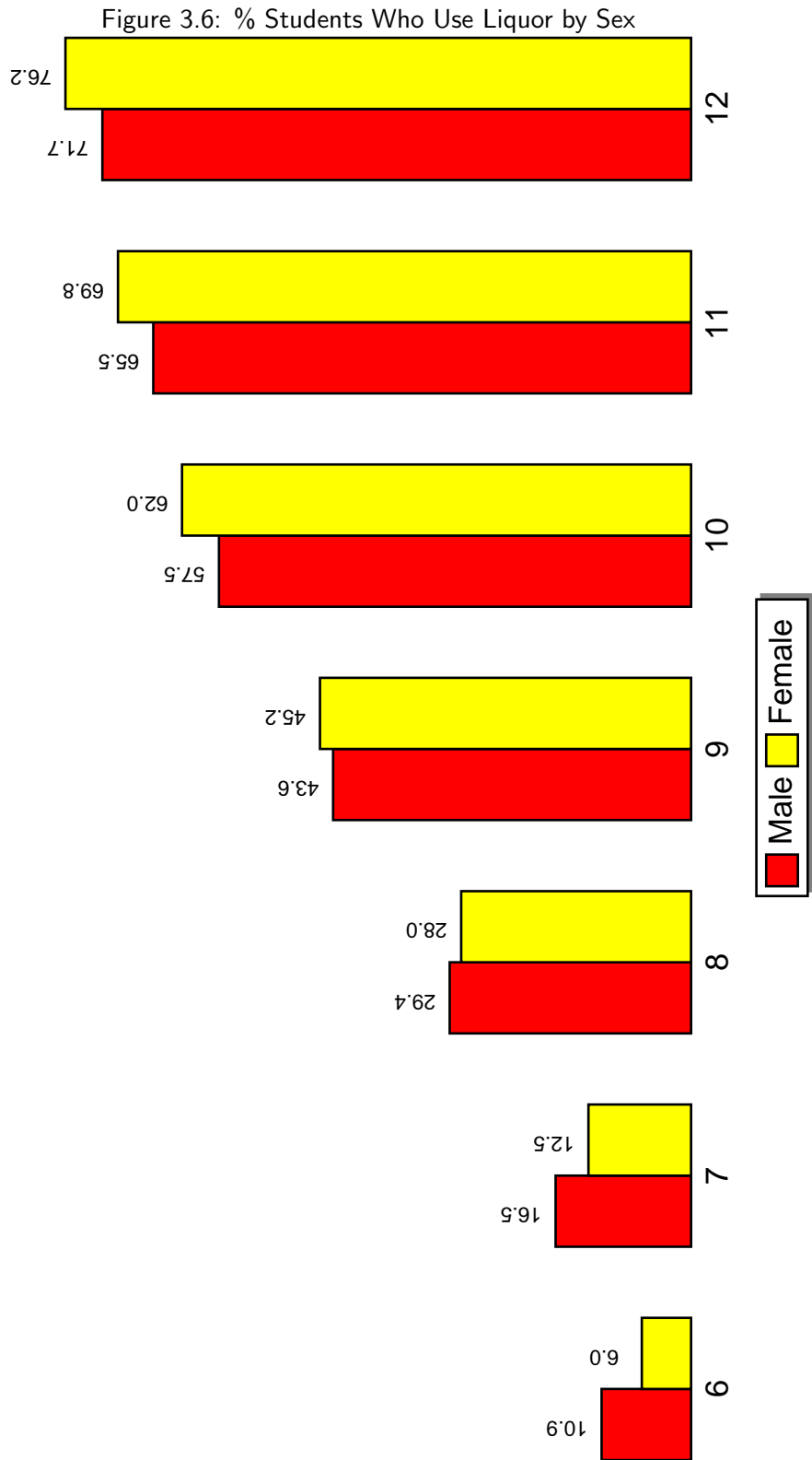
% Students Who Use Beer by Sex



Source: PRIDE Surveys

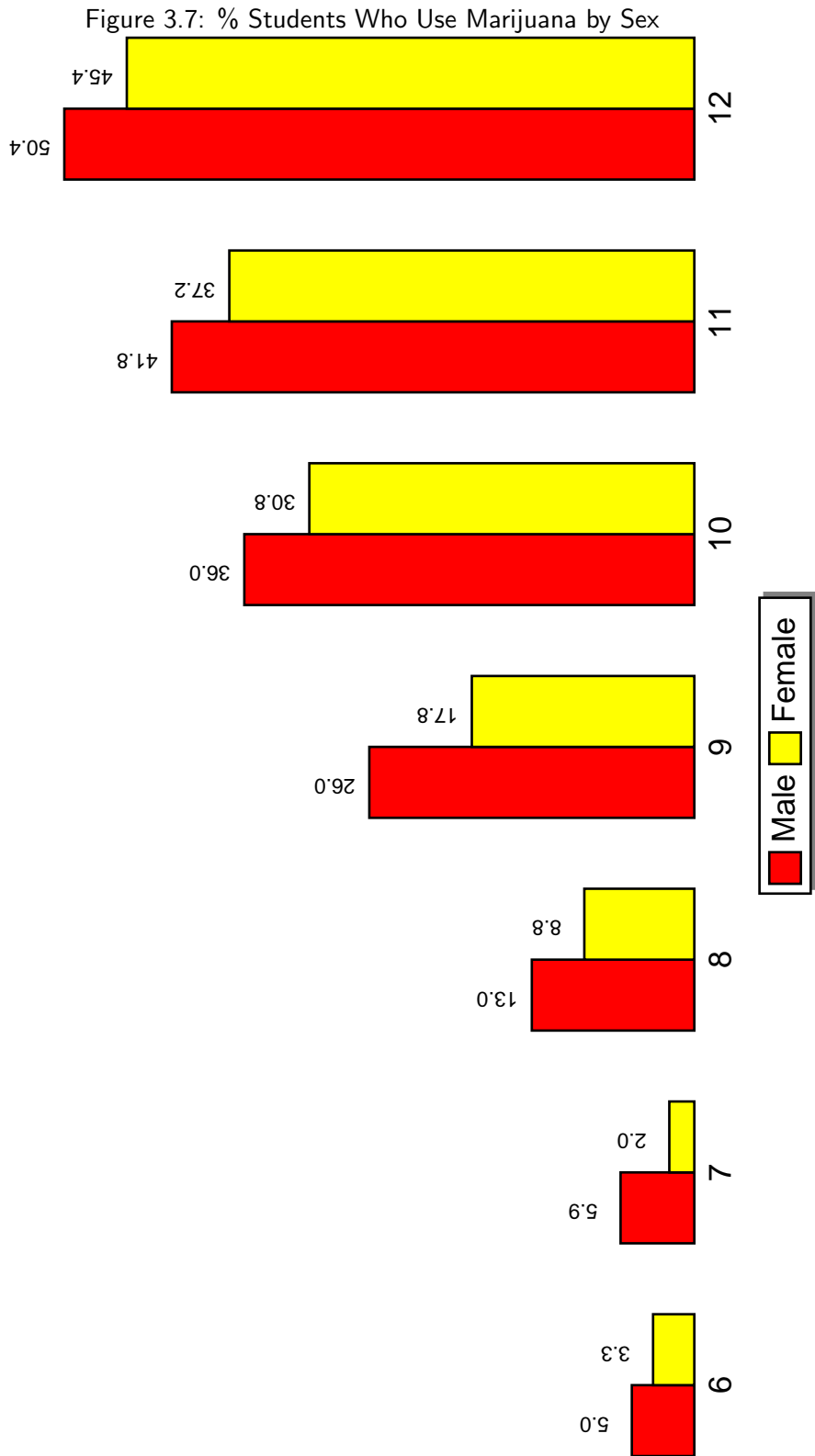


% Students Who Use Liquor by Sex



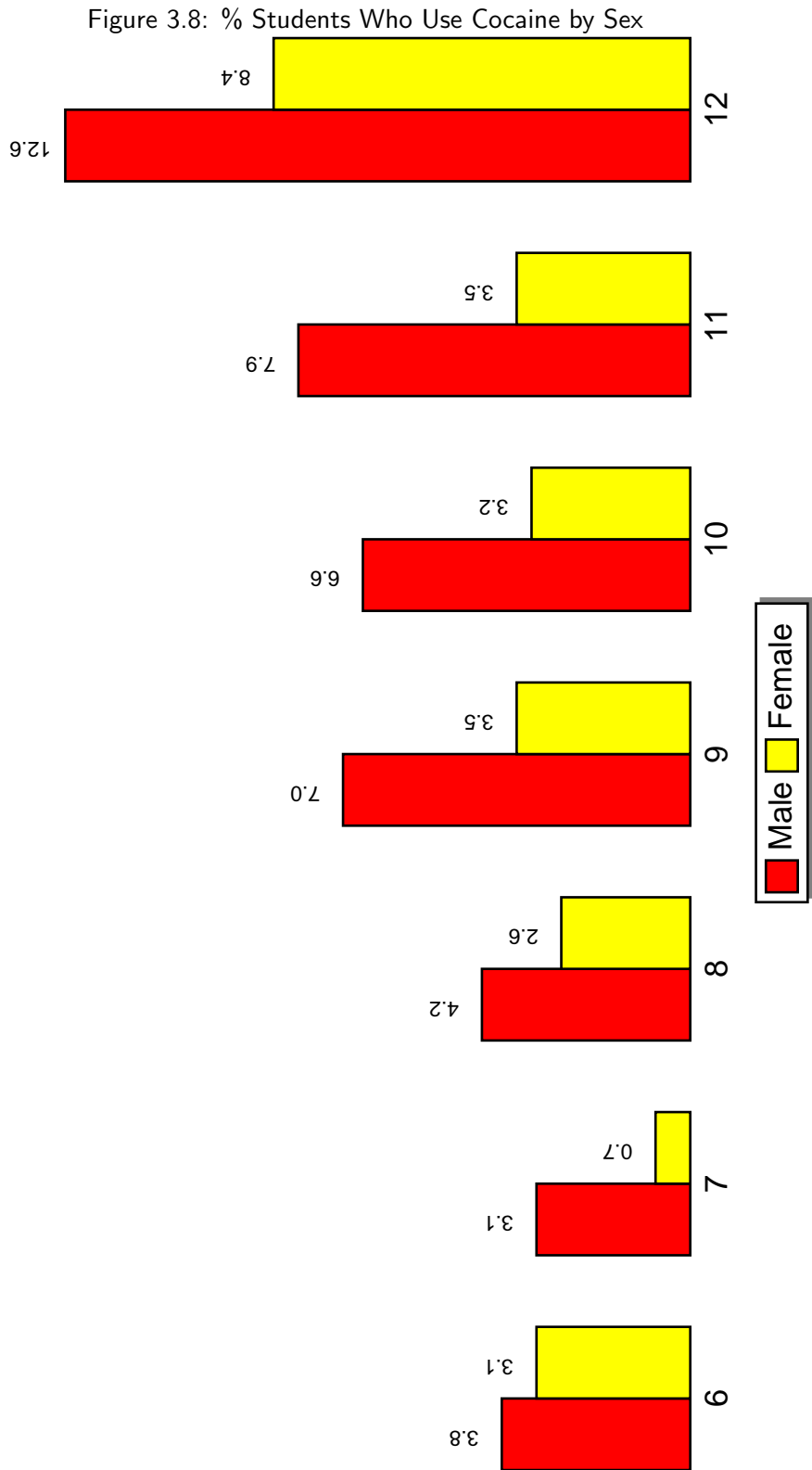
Source: PRIDE Surveys

% Students Who Use Marijuana by Sex

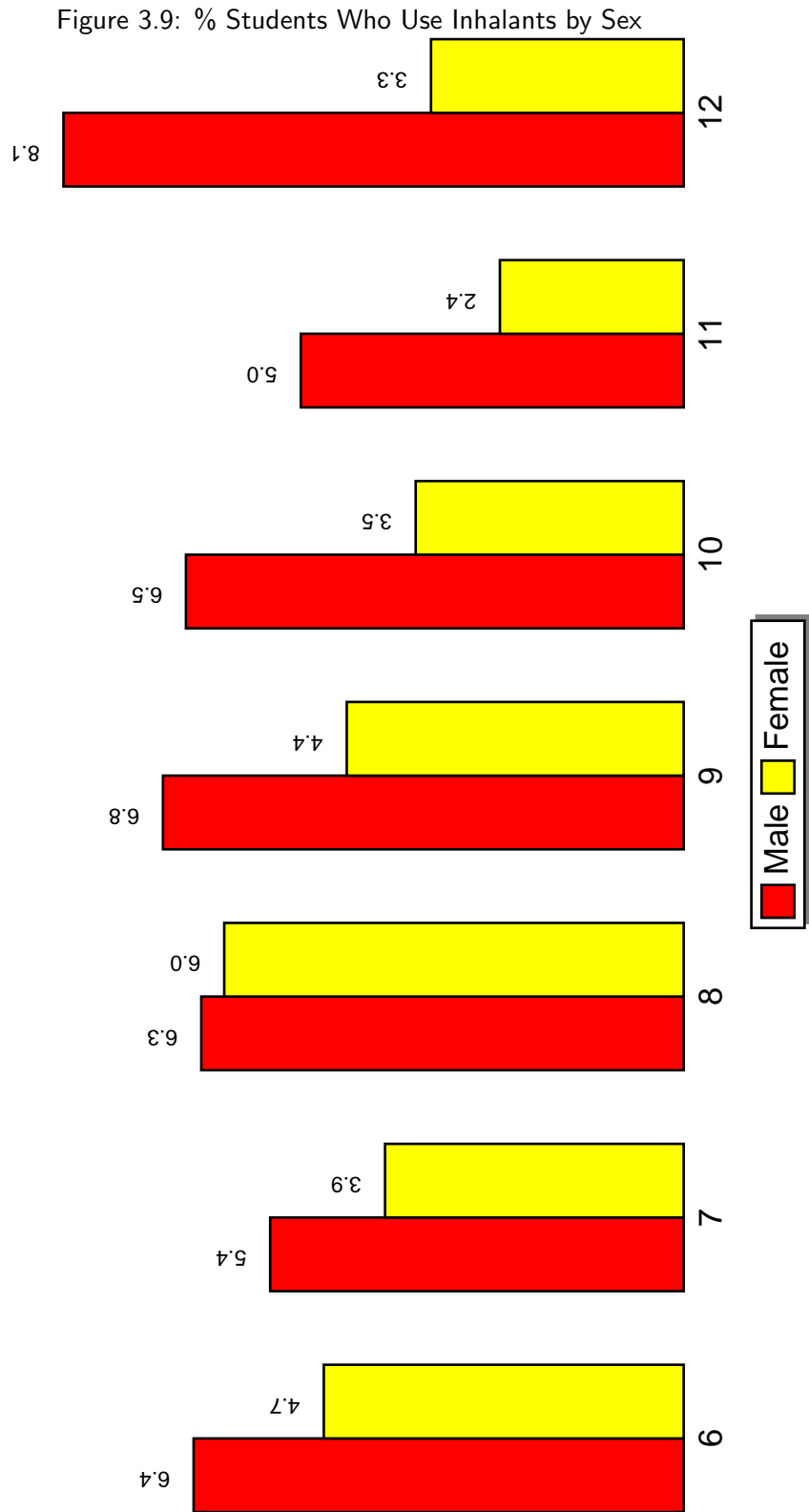


Source: PRIDE Surveys

% Students Who Use Cocaine by Sex

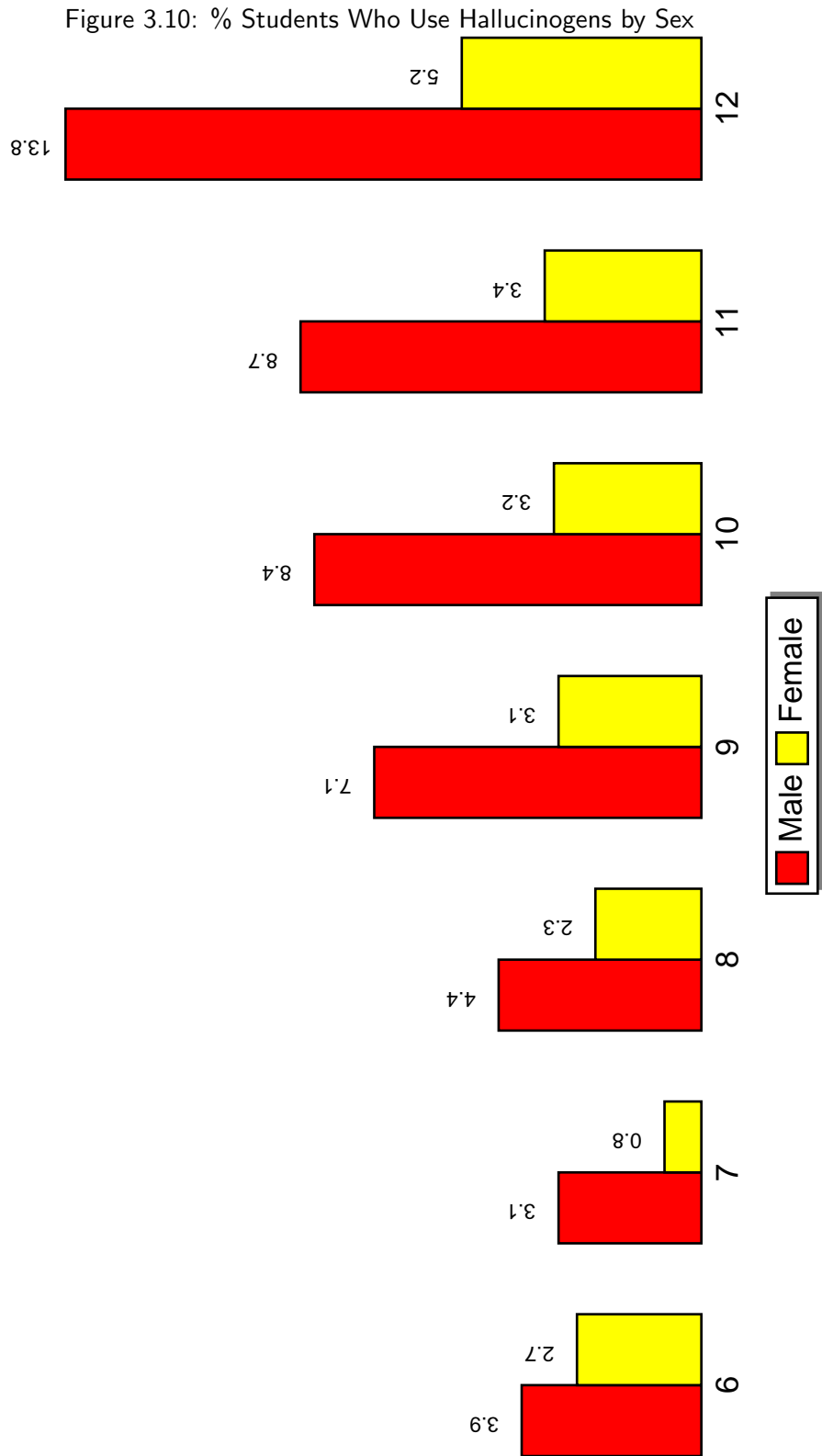


% Students Who Use Inhalants by Sex



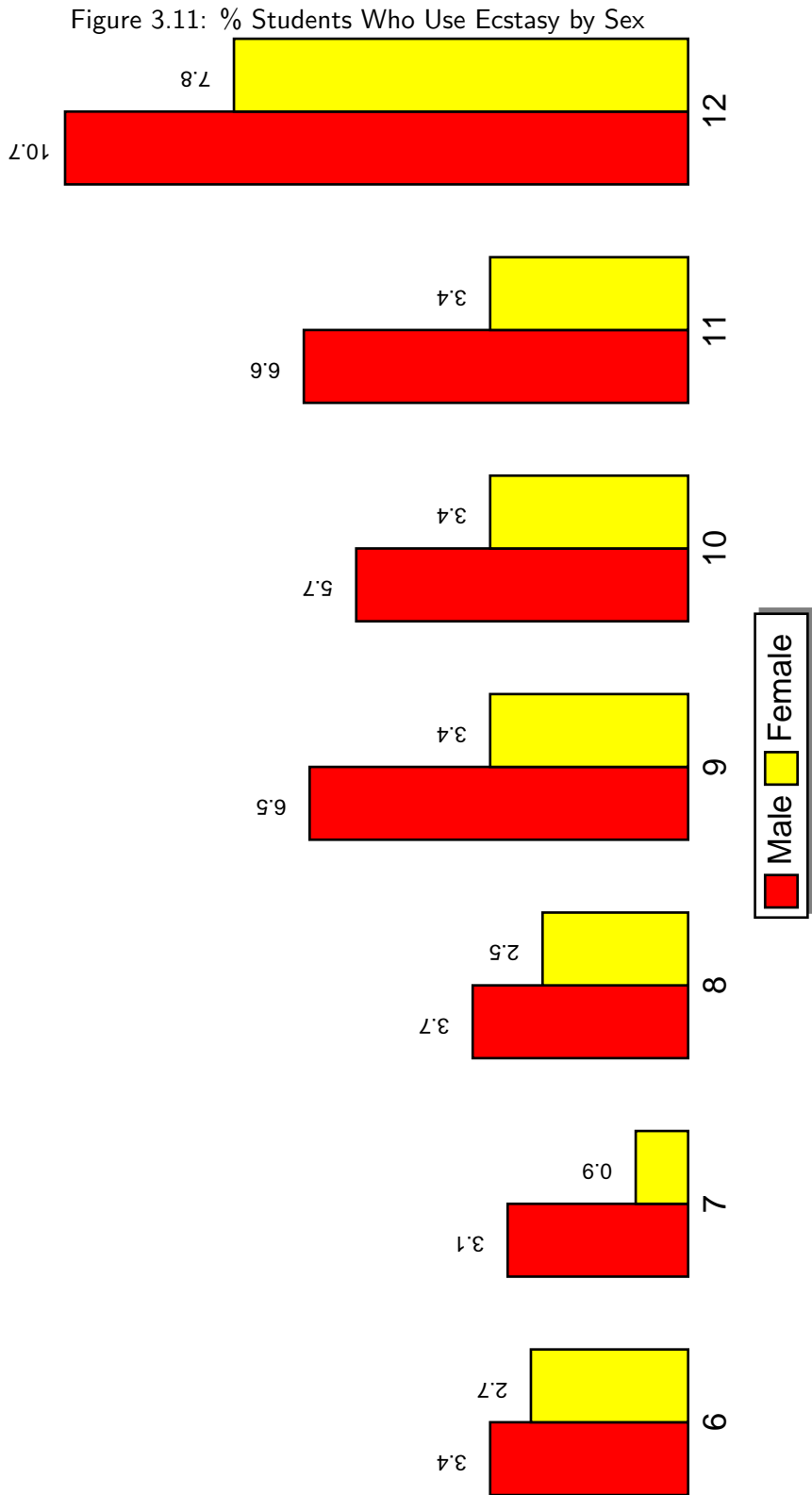
Source: PRIDE Surveys

% Students Who Use Hallucinogens by Sex



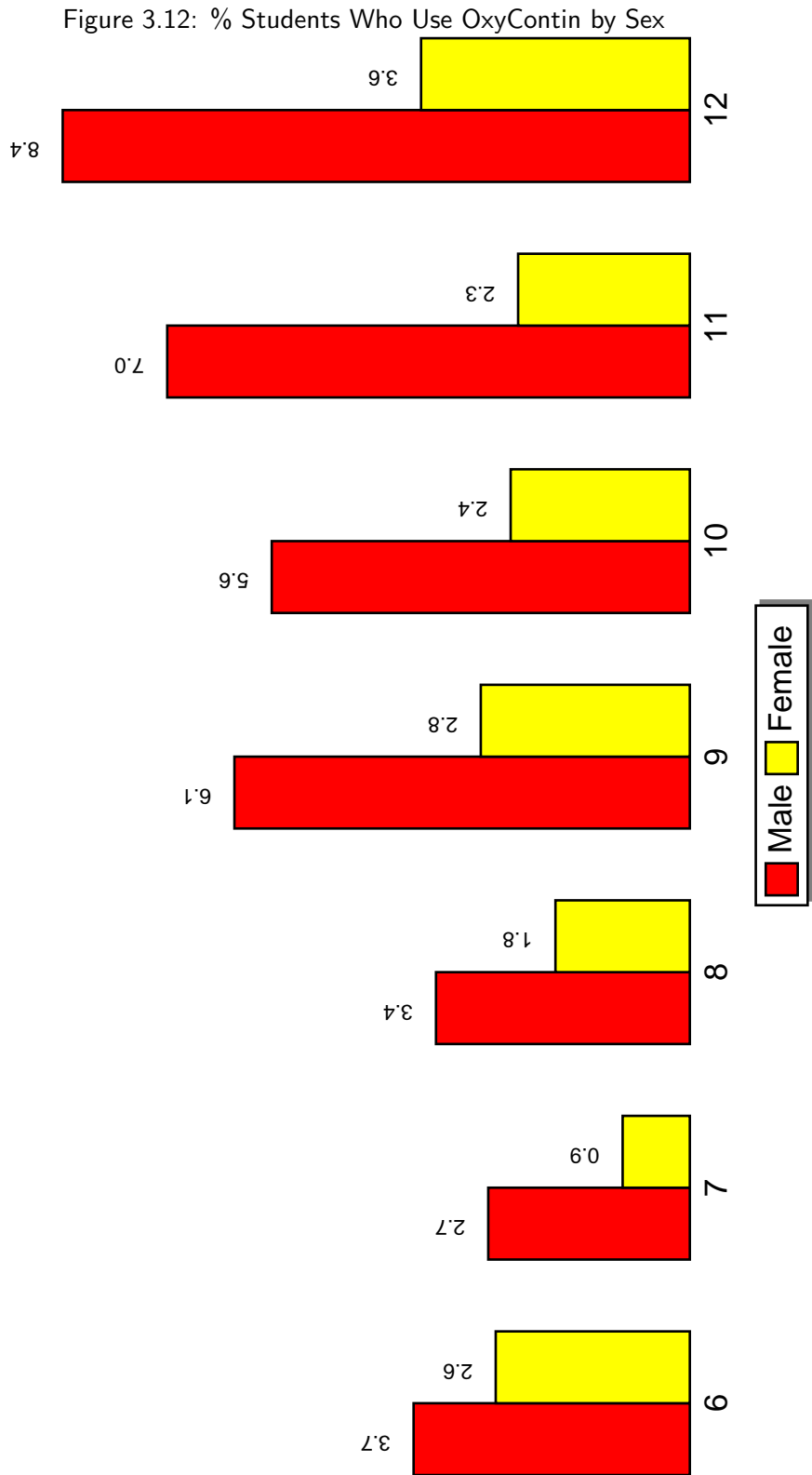
Source: PRIDE Surveys

% Students Who Use Ecstasy by Sex



Source: PRIDE Surveys

% Students Who Use OxyContin by Sex

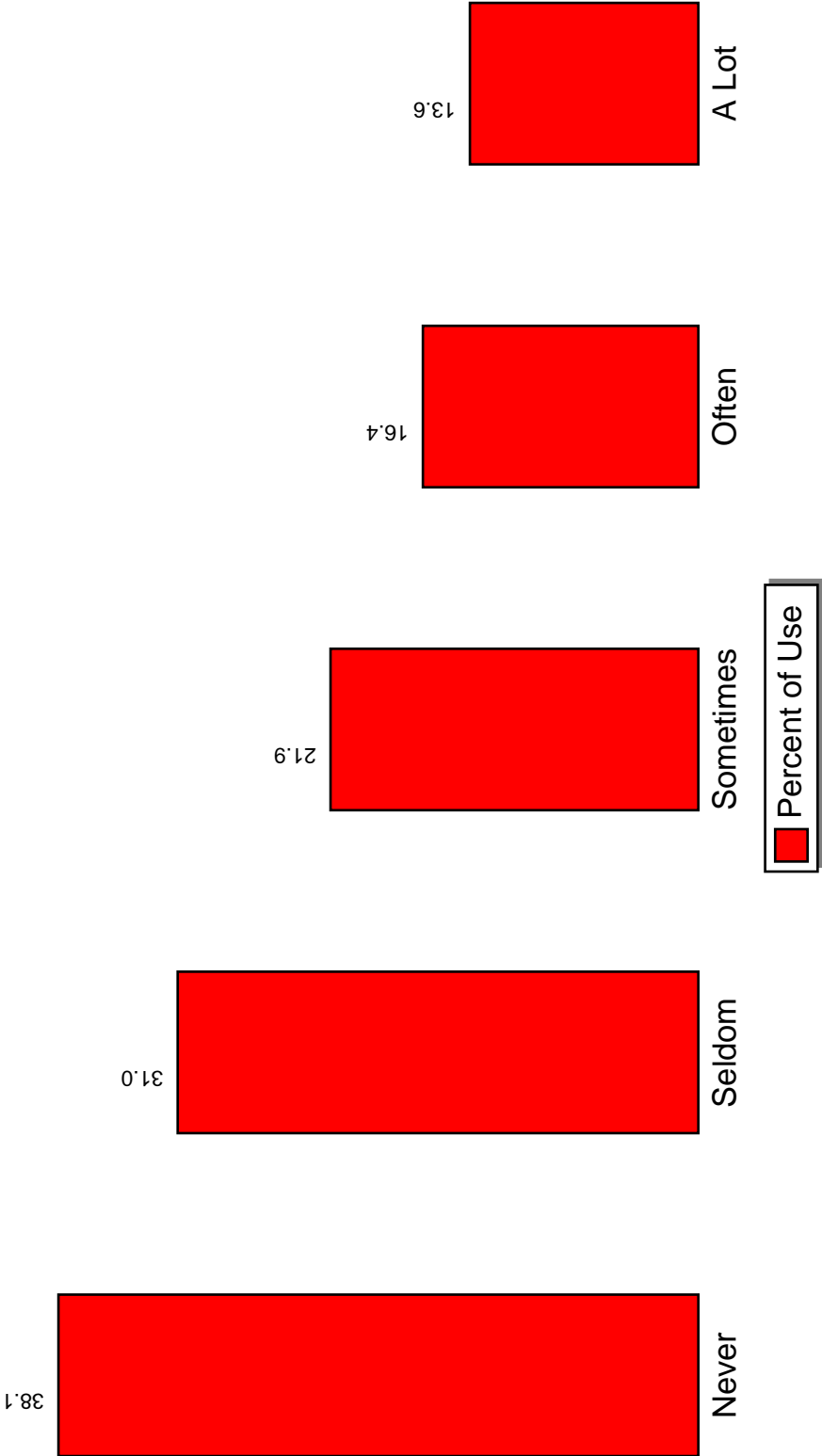


### **3.3 Illicit Drug Use by Risk & Protective Factors**



% Students Who Use Illicit Drugs by Attend Church, Synagogue, etc.

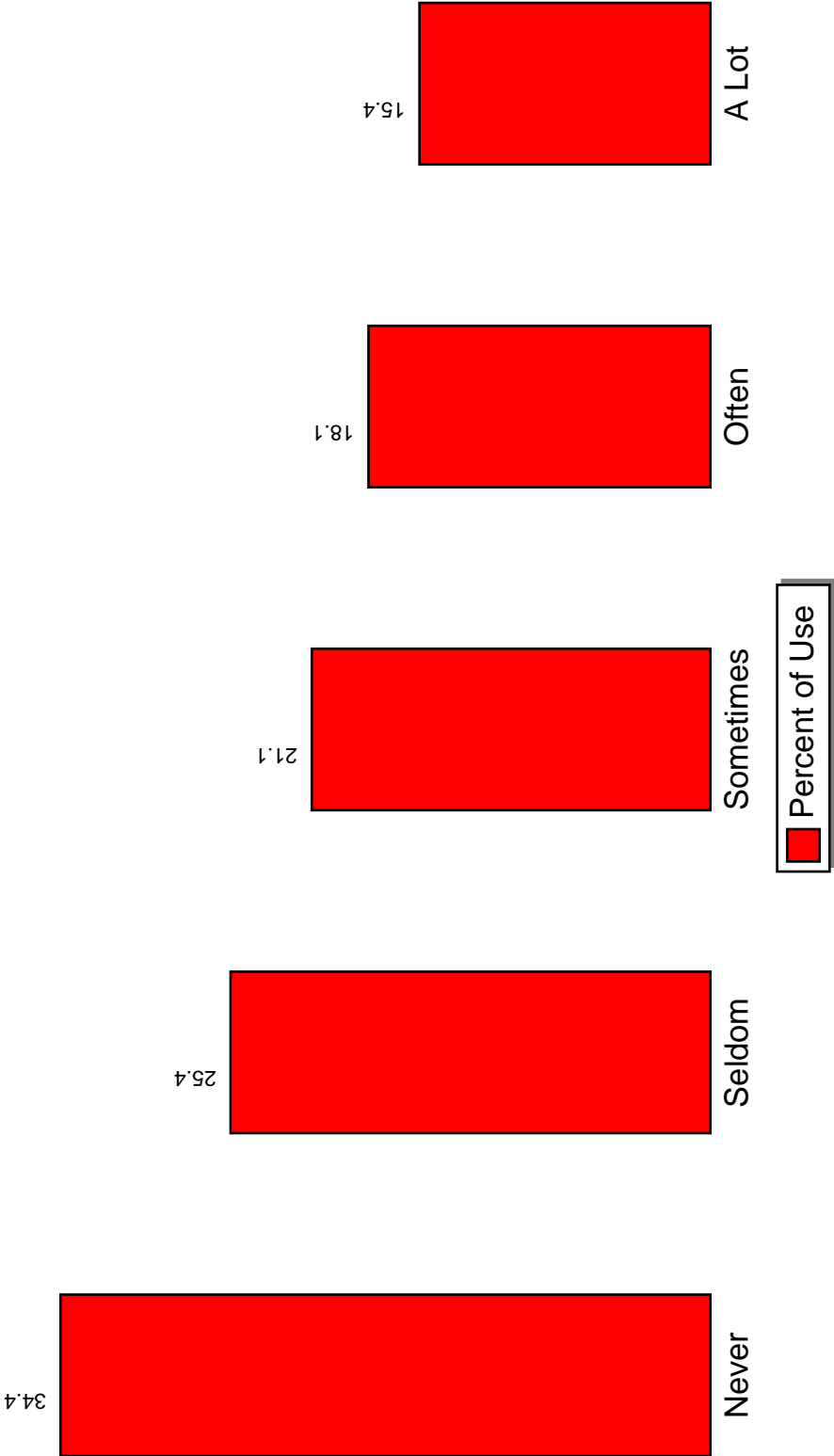
Figure 3.13: % Students Who Use Illicit Drugs by Attend Church, Synagogue, etc.



Source: PRIDE Surveys

**% Students Who Use Illicit Drugs by Take Part in Community Activities**

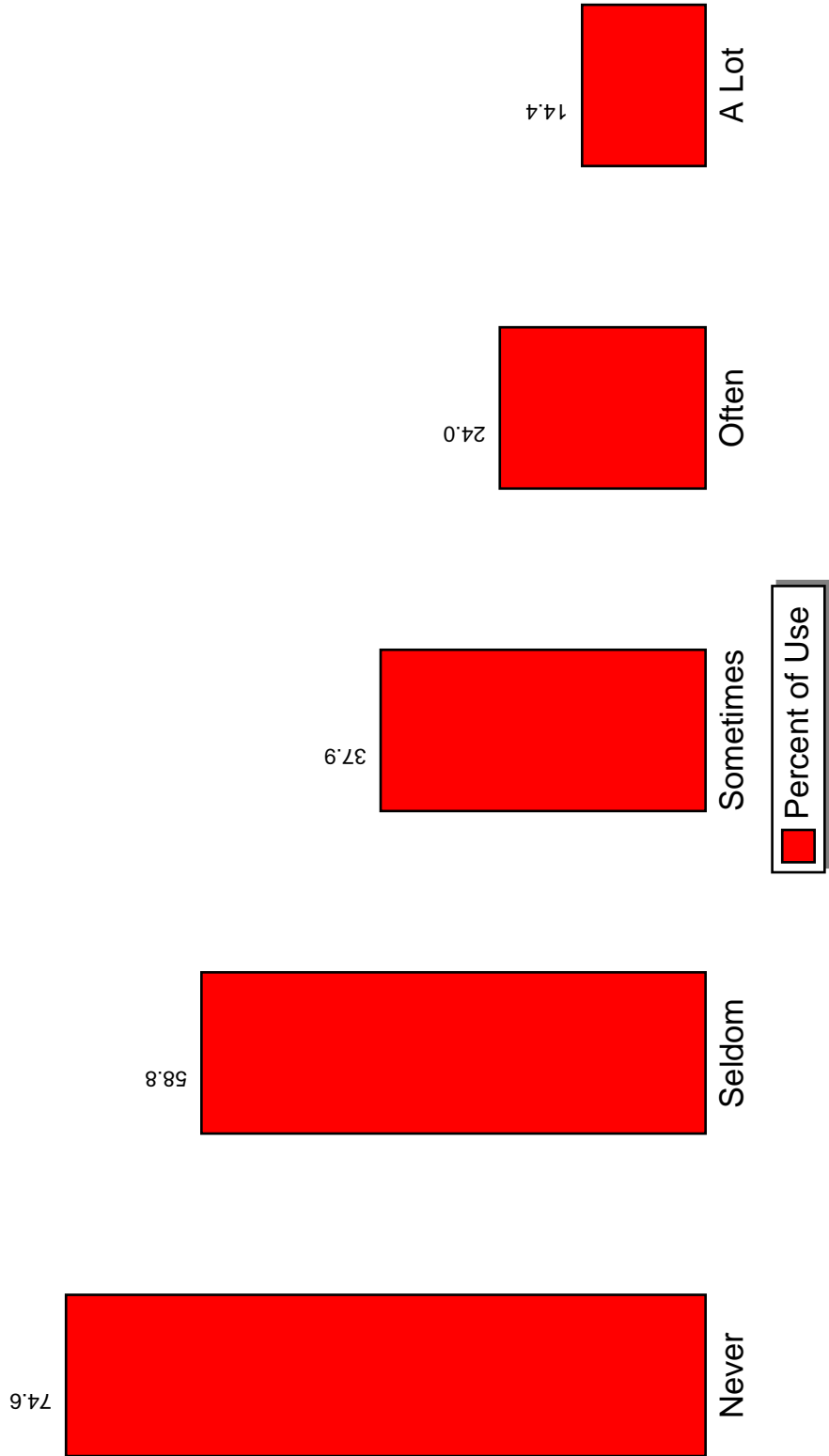
Figure 3.14: % Students Who Use Illicit Drugs by Take Part in Community Activities



Source: PRIDE Surveys

**% Students Who Use Illicit Drugs by Make Good Grades**

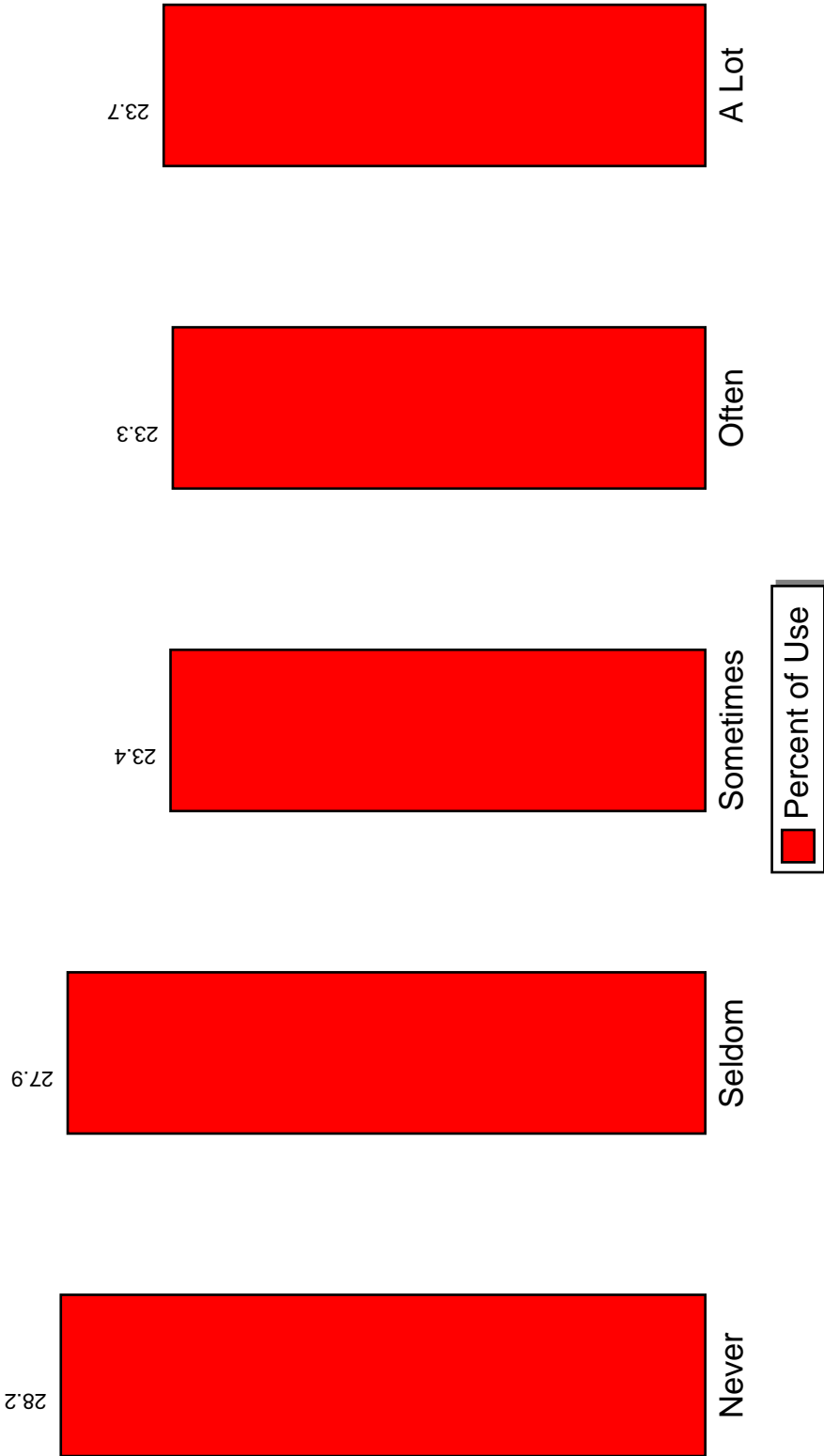
Figure 3.15: % Students Who Use Illicit Drugs by Make Good Grades



Source: PRIDE Surveys

### % Students Who Use Illicit Drugs by Take Part in Sports Teams

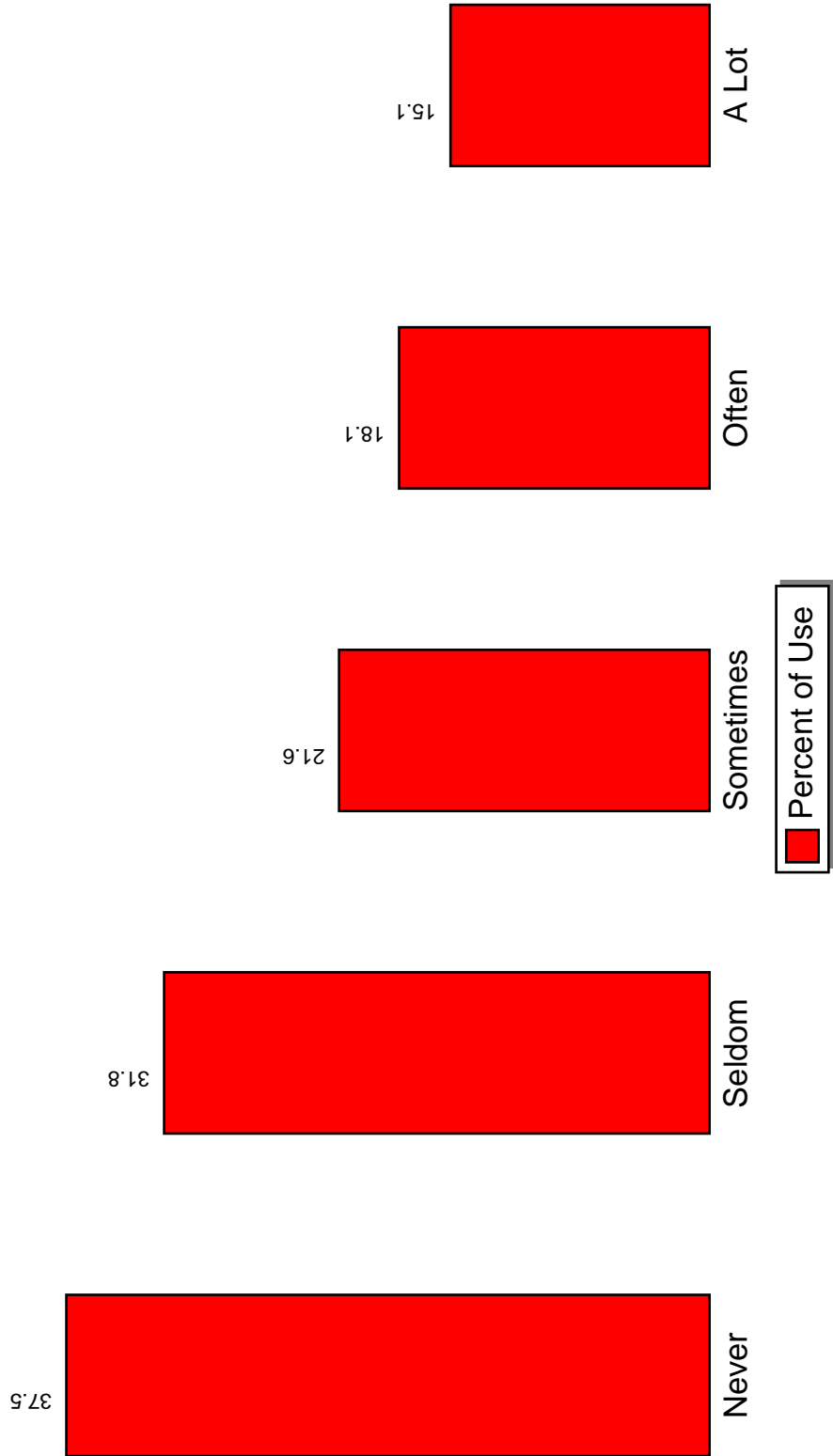
Figure 3.16: % Students Who Use Illicit Drugs by Take Part in Sports Teams



Source: PRIDE Surveys

**% Students Who Use Illicit Drugs by Take Part in School Activities**

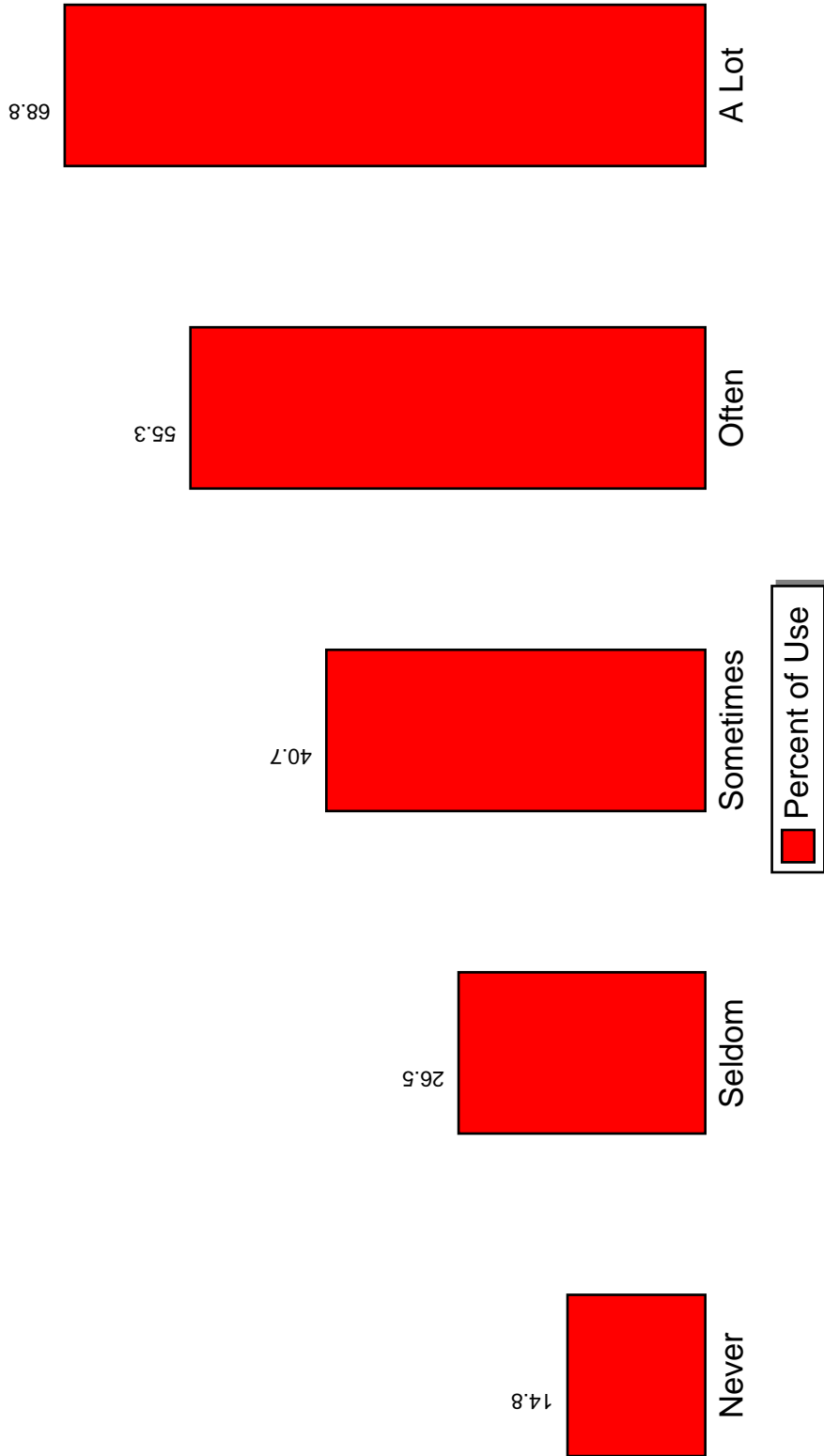
Figure 3.17: % Students Who Use Illicit Drugs by Take Part in School Activities



Source: PRIDE Surveys

# % Students Who Use Illicit Drugs by Get Into Trouble at School

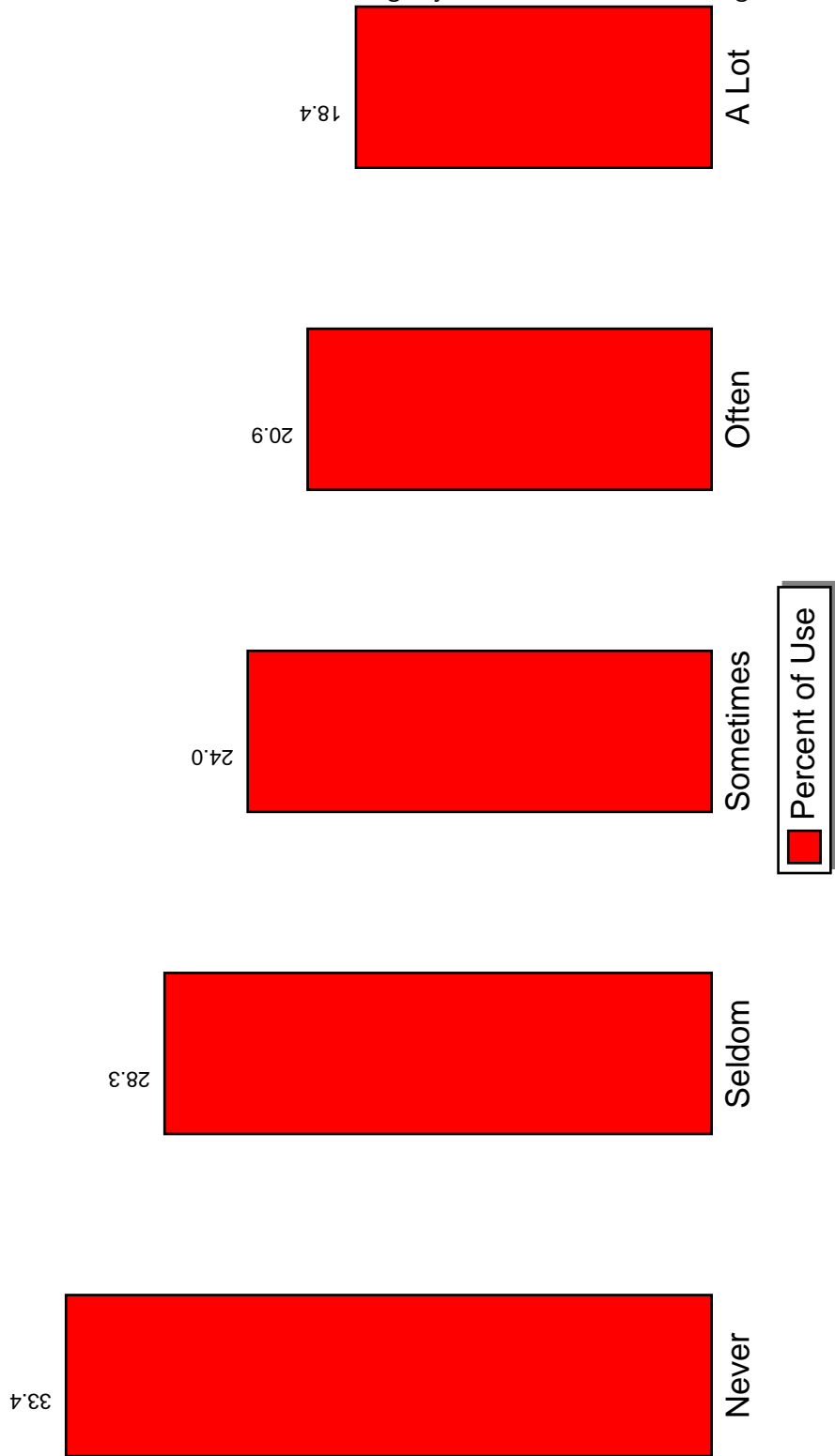
Figure 3.18: % Students Who Use Illicit Drugs by Get Into Trouble at School



Source: PRIDE Surveys

Figure 3.19: % Students Who Use Illicit Drugs by Parents Talk About Dangers of Drugs

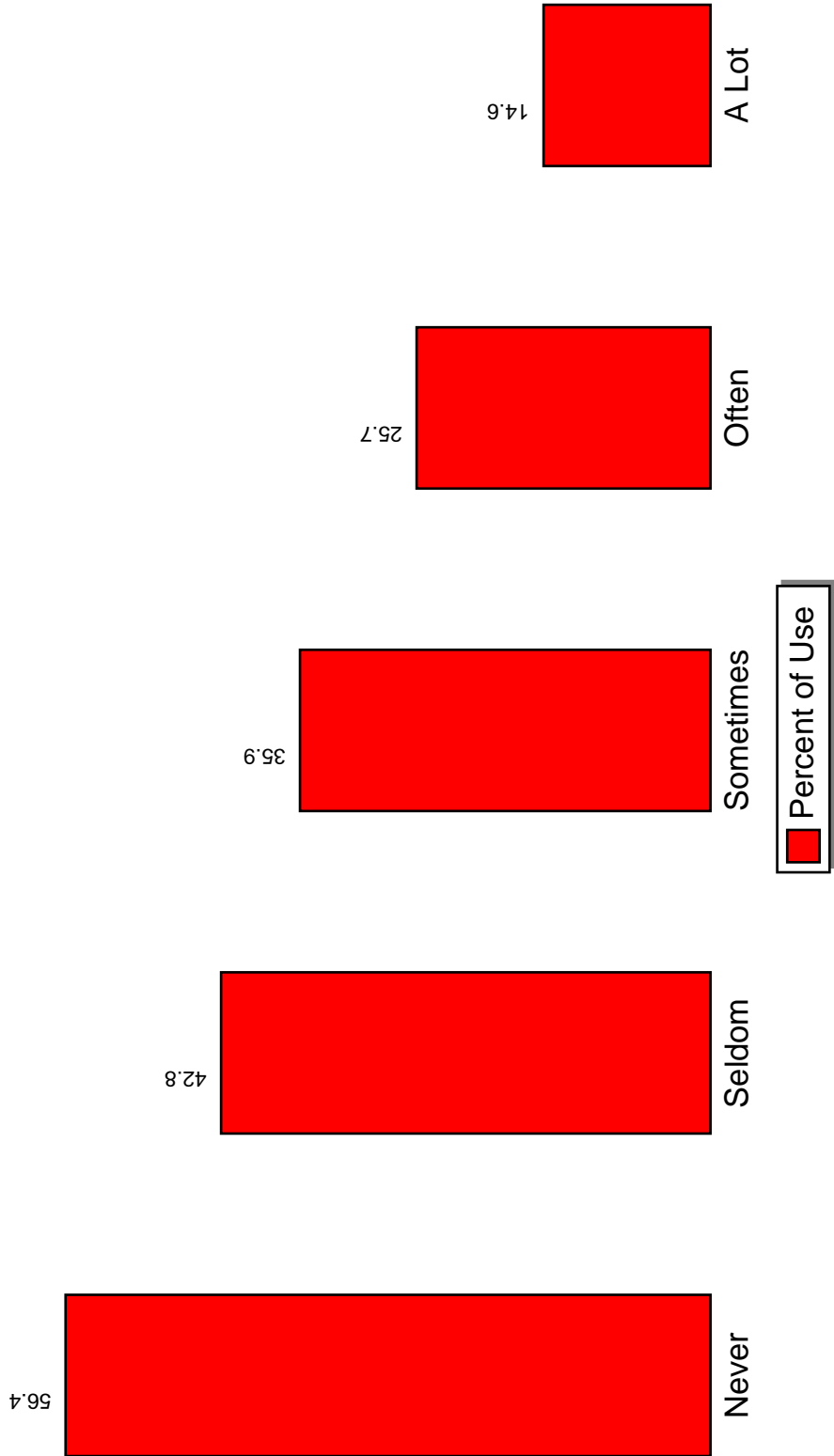
% Students Who Use Illicit Drugs by Parents Talk About Dangers of Drugs



Source: PRIDE Surveys

### % Students Who Use Illicit Drugs by Parents Set Clear Rules

Figure 3.20: % Students Who Use Illicit Drugs by Parents Set Clear Rules

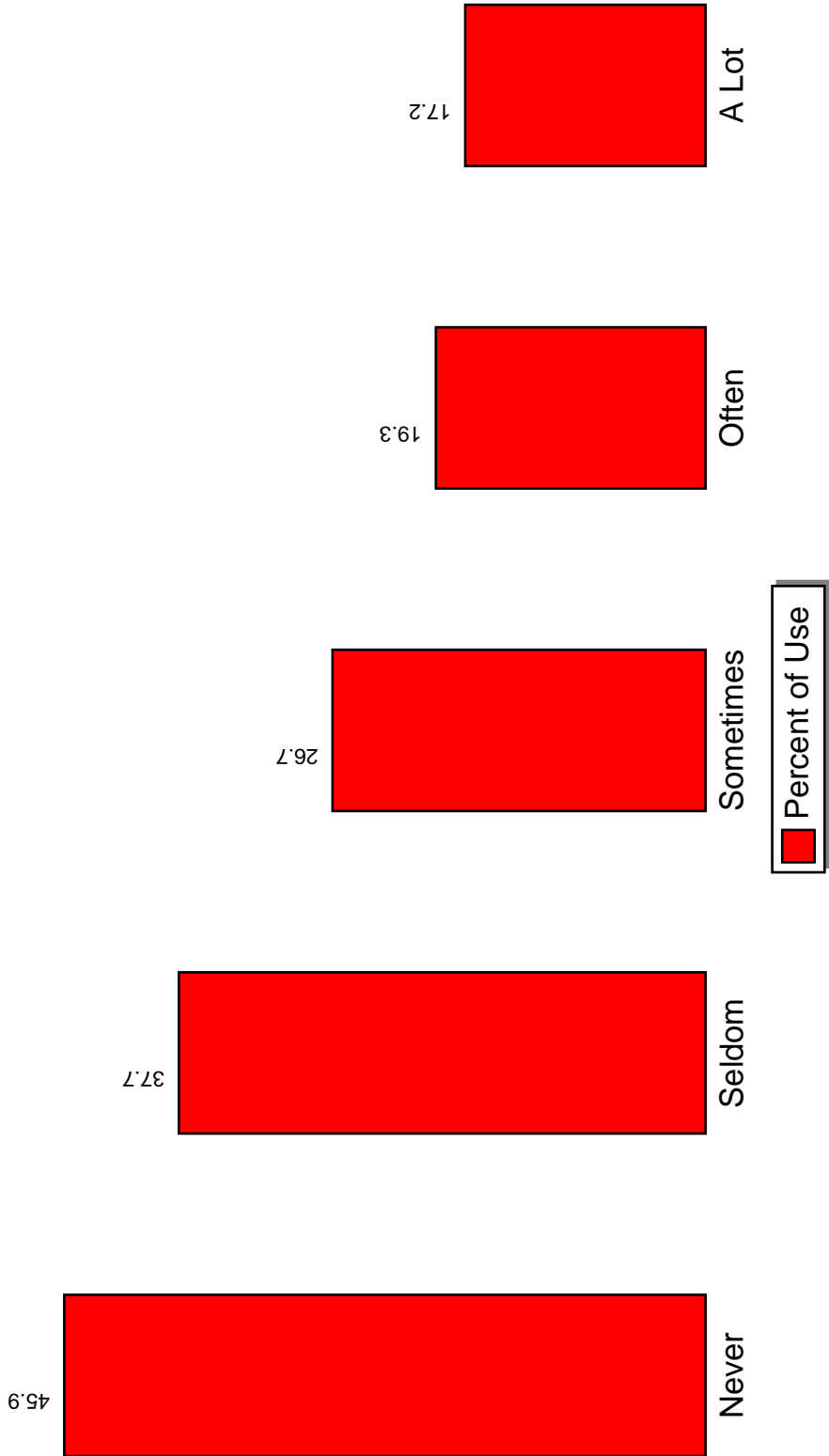


Source: PRIDE Surveys



### % Students Who Use Illicit Drugs by Parents Punish for Breaking Rules

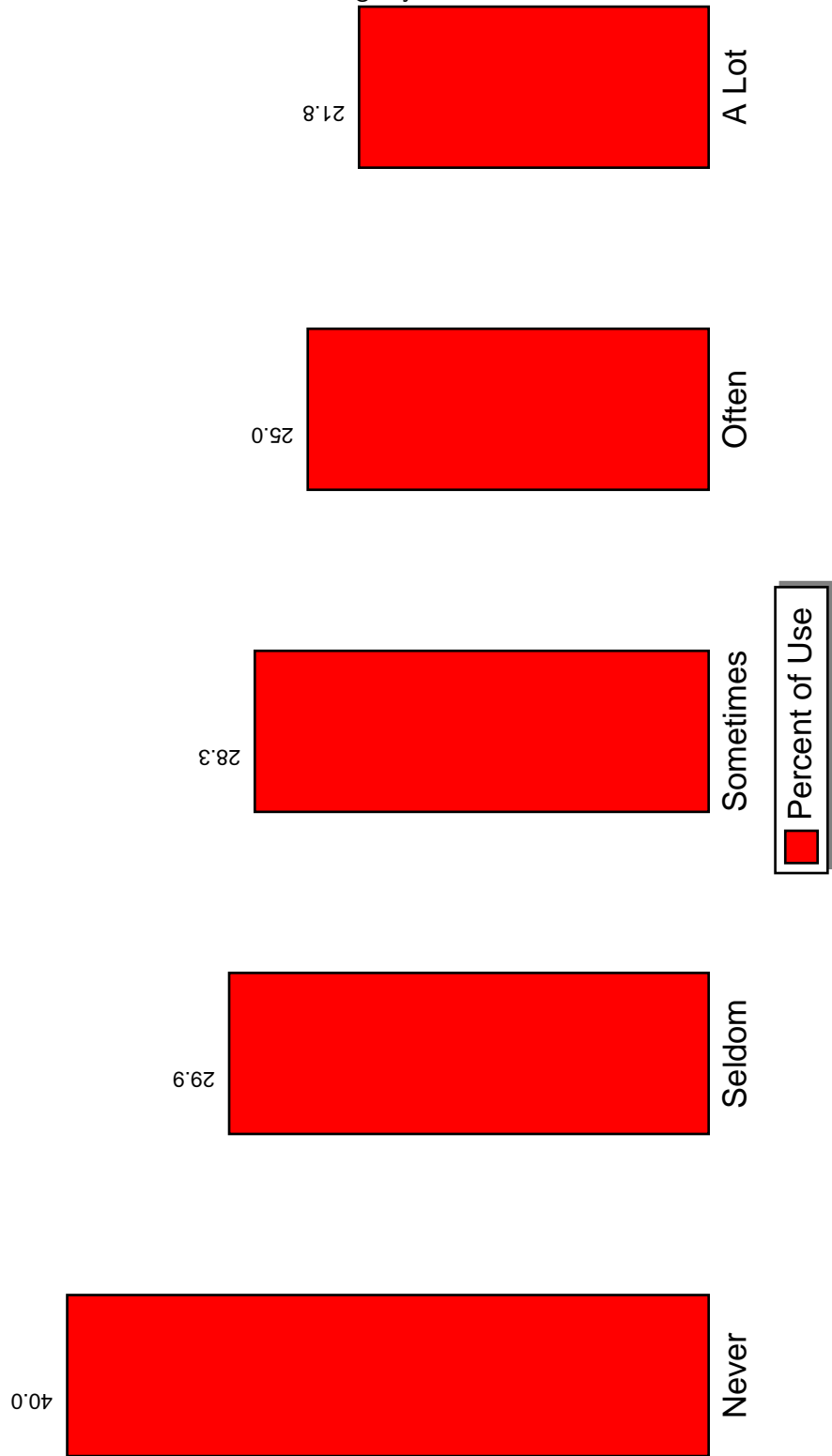
Figure 3.21: % Students Who Use Illicit Drugs by Parents Punish for Breaking Rules



Source: PRIDE Surveys

Figure 3.22: % Students Who Use Illicit Drugs by School Sets Clear Rules on Guns at School

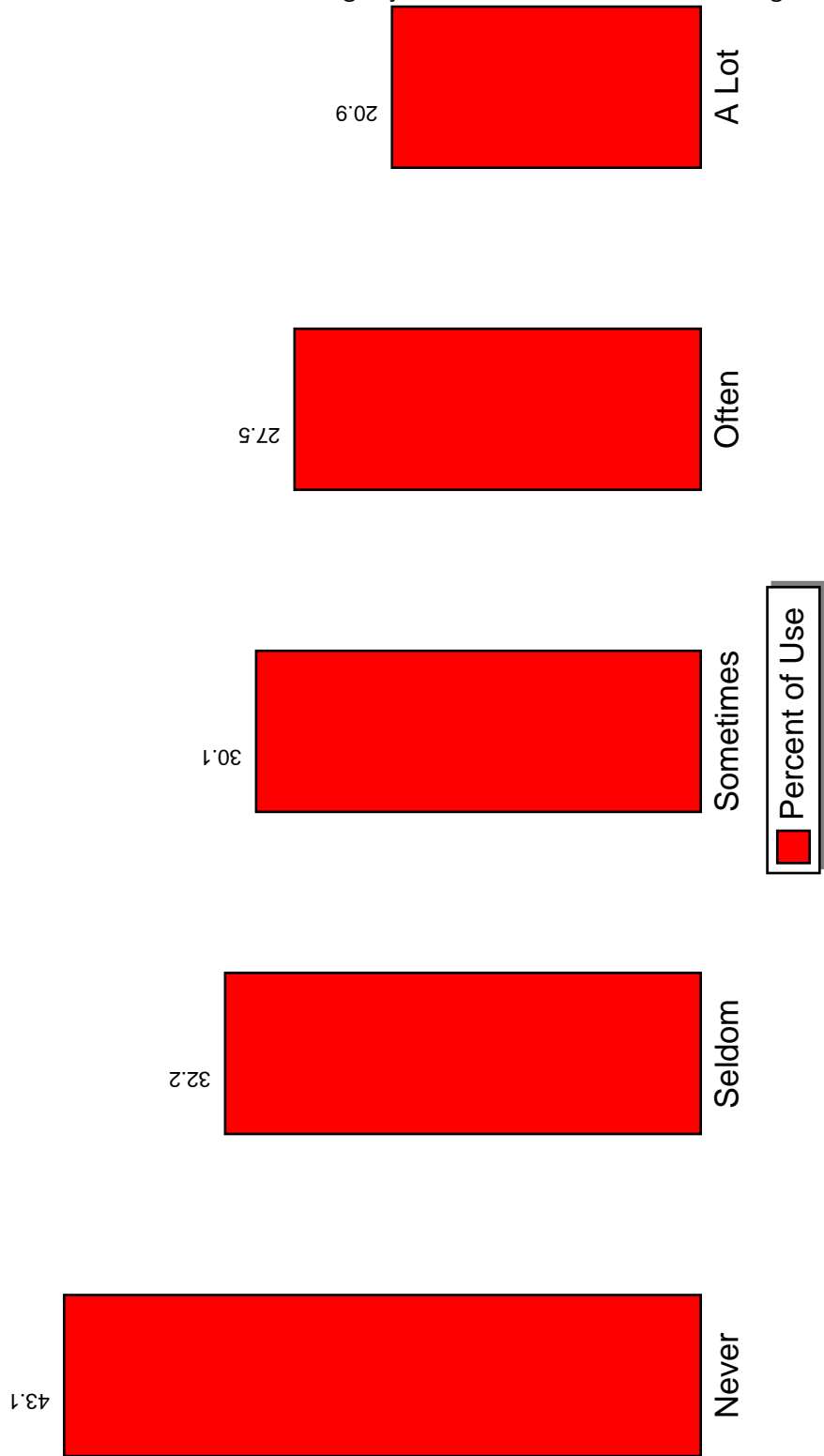
% Students Who Use Illicit Drugs by School Sets Clear Rules on Guns at School



Source: PRIDE Surveys

Figure 3.23: % Students Who Use Illicit Drugs by School Sets Clear Rules on Drugs at School

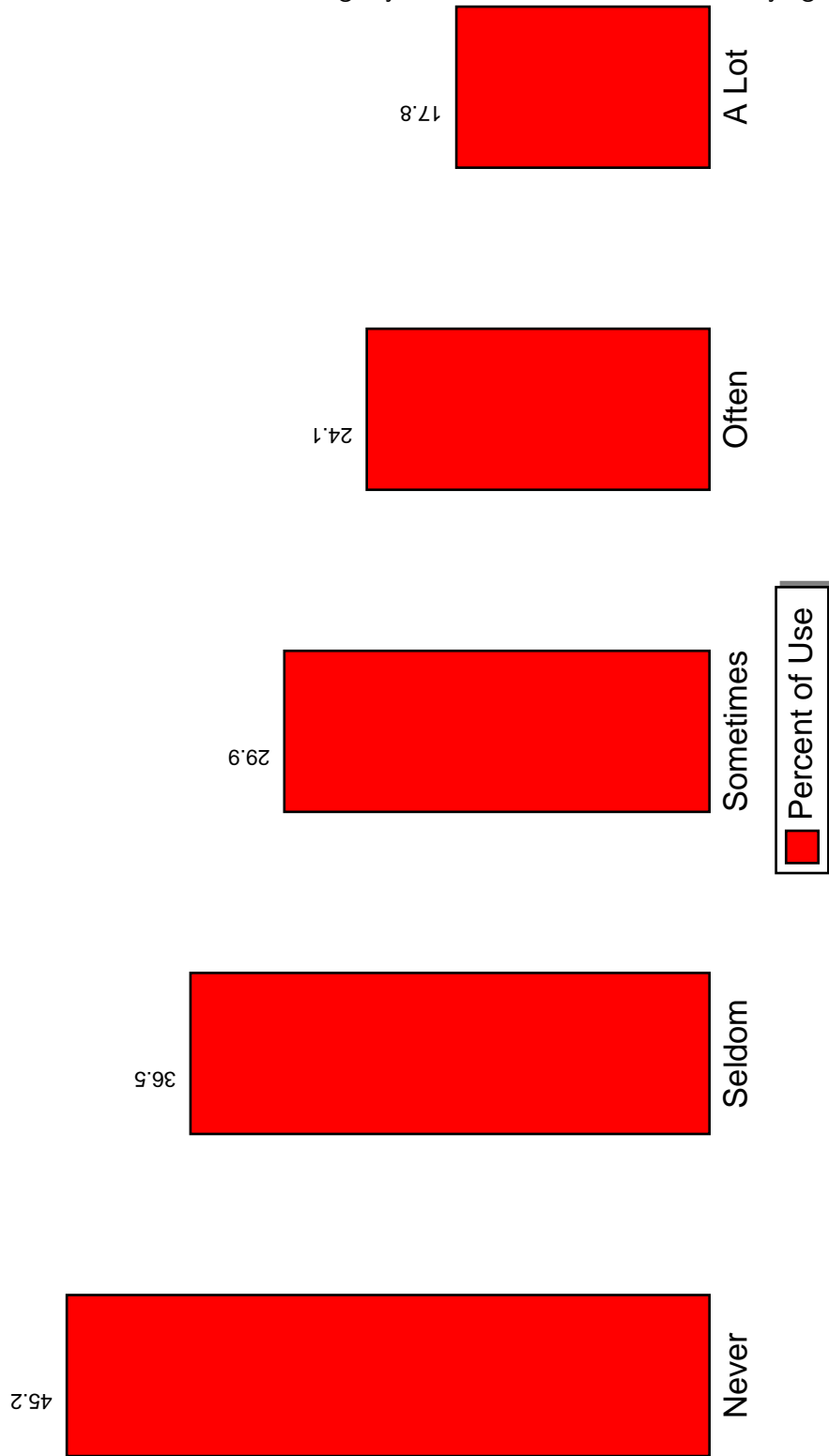
% Students Who Use Illicit Drugs by School Sets Clear Rules on Drugs at School



Source: PRIDE Surveys

Figure 3.24: % Students Who Use Illicit Drugs by School Sets Clear Rules on Bullying at School

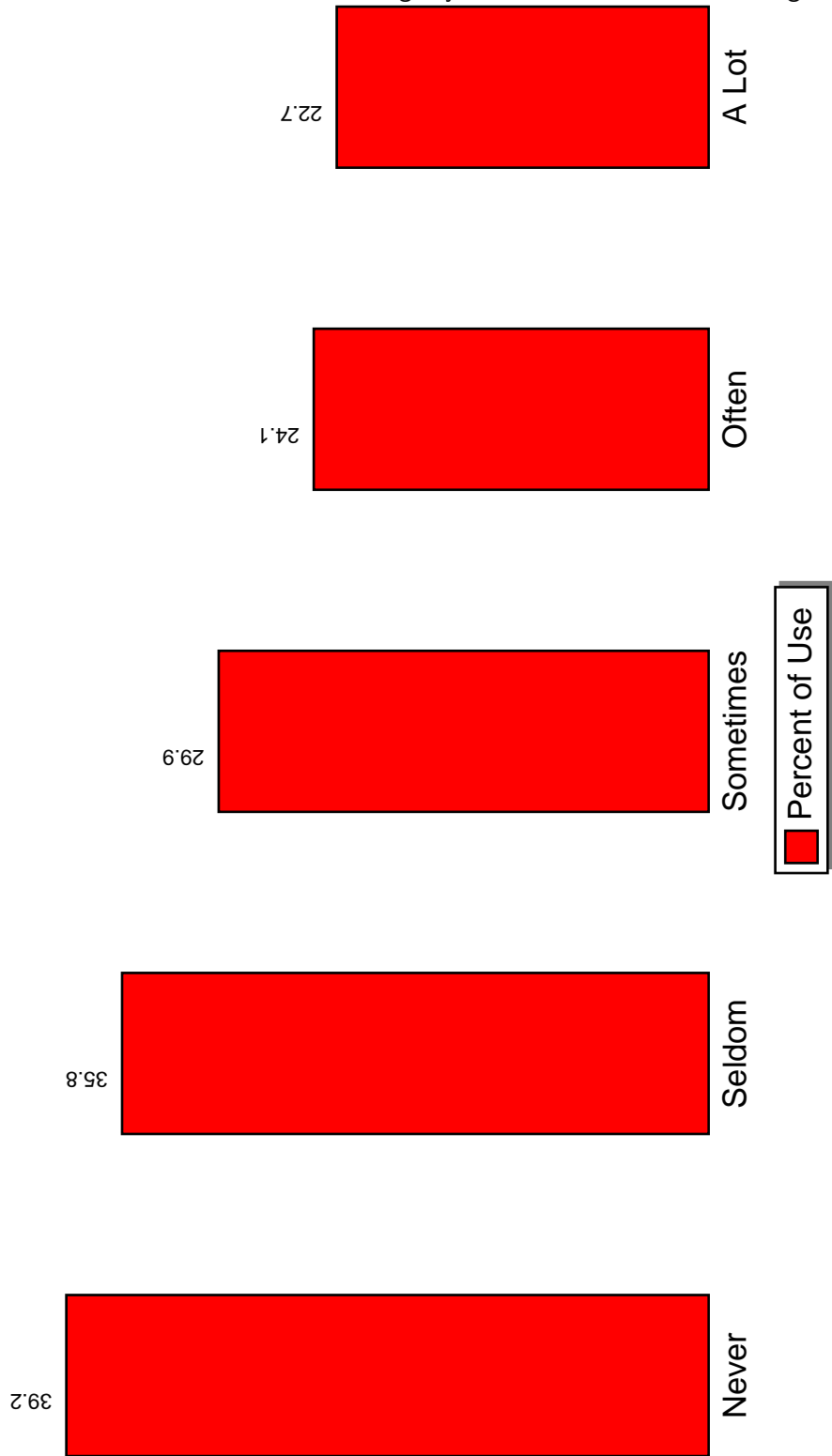
% Students Who Use Illicit Drugs by School Sets Clear Rules on Bullying at School



Source: PRIDE Surveys

Figure 3.25: % Students Who Use Illicit Drugs by School Punishes for Breaking Rules

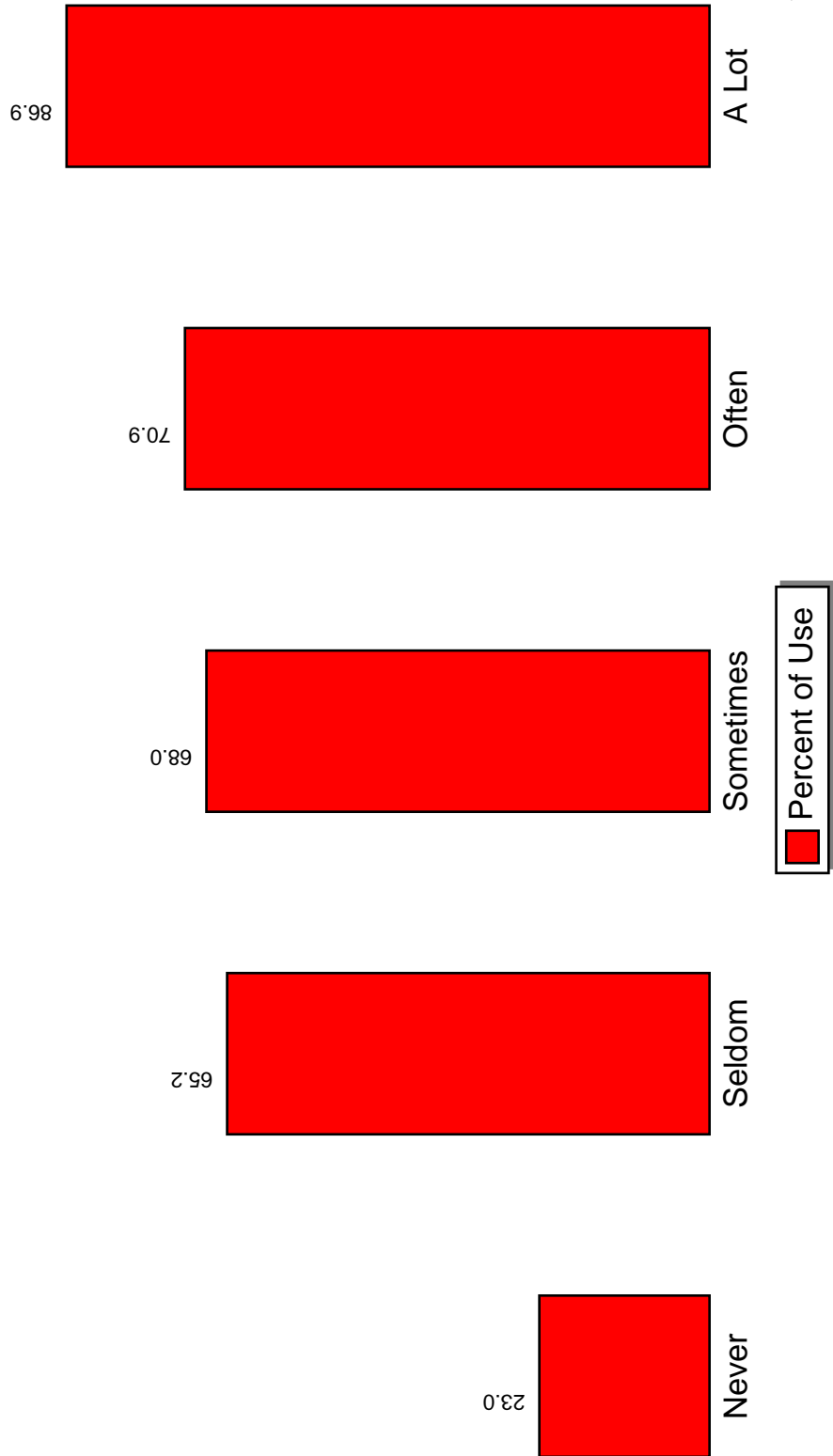
% Students Who Use Illicit Drugs by School Punishes for Breaking Rules



Source: PRIDE Surveys

### % Students Who Use Illicit Drugs by Received Treatment for Alcohol/Drug Use

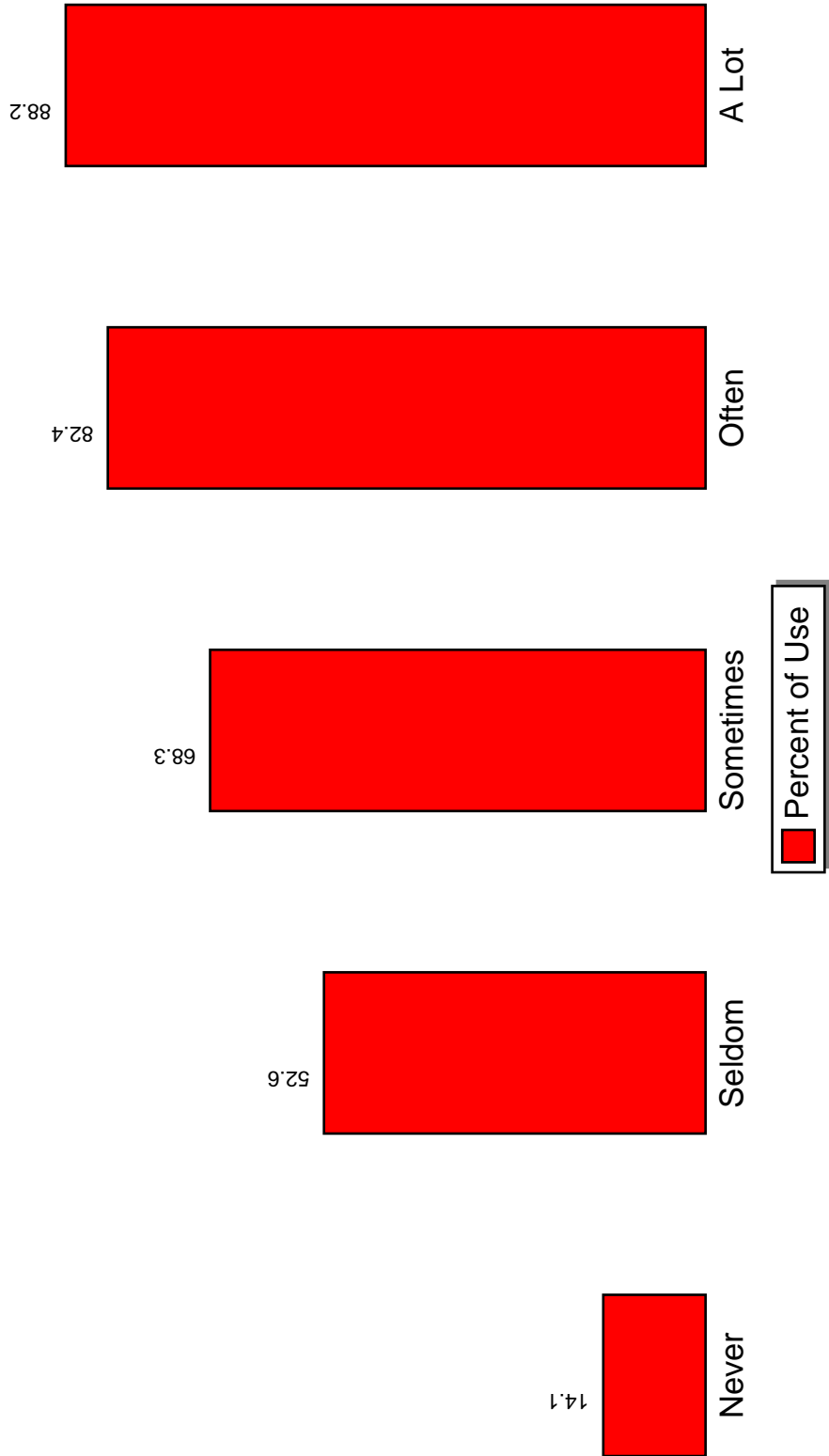
Figure 3.26: % Students Who Use Illicit Drugs by Received Treatment for Alcohol/Drug Use



Source: PRIDE Surveys

# % Students Who Use Illicit Drugs by Been Caught Using Alcohol

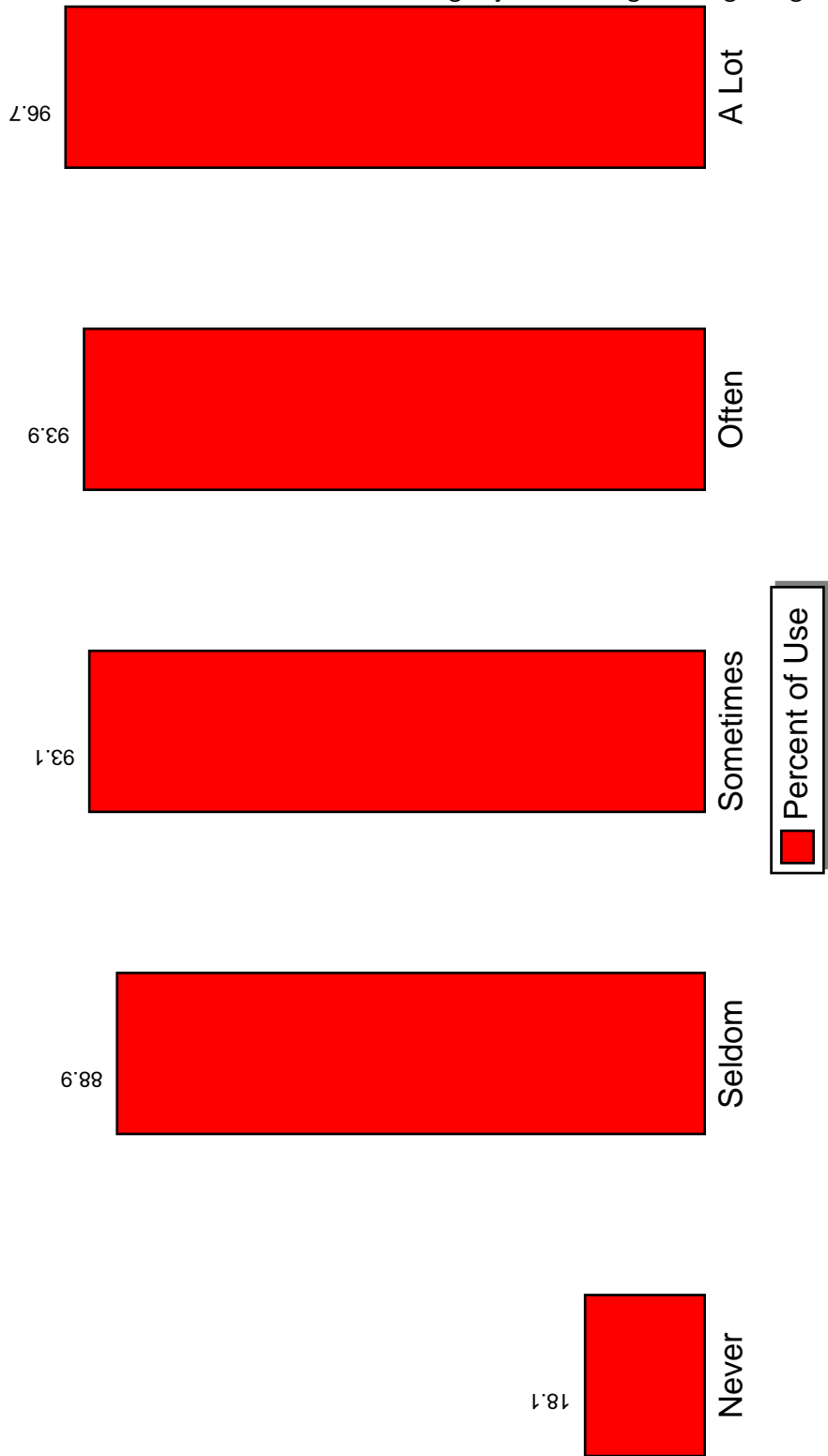
Figure 3.27: % Students Who Use Illicit Drugs by Been Caught Using Alcohol



Source: PRIDE Surveys

# % Students Who Use Illicit Drugs by Been Caught Using Drugs

Figure 3.28: % Students Who Use Illicit Drugs by Been Caught Using Drugs

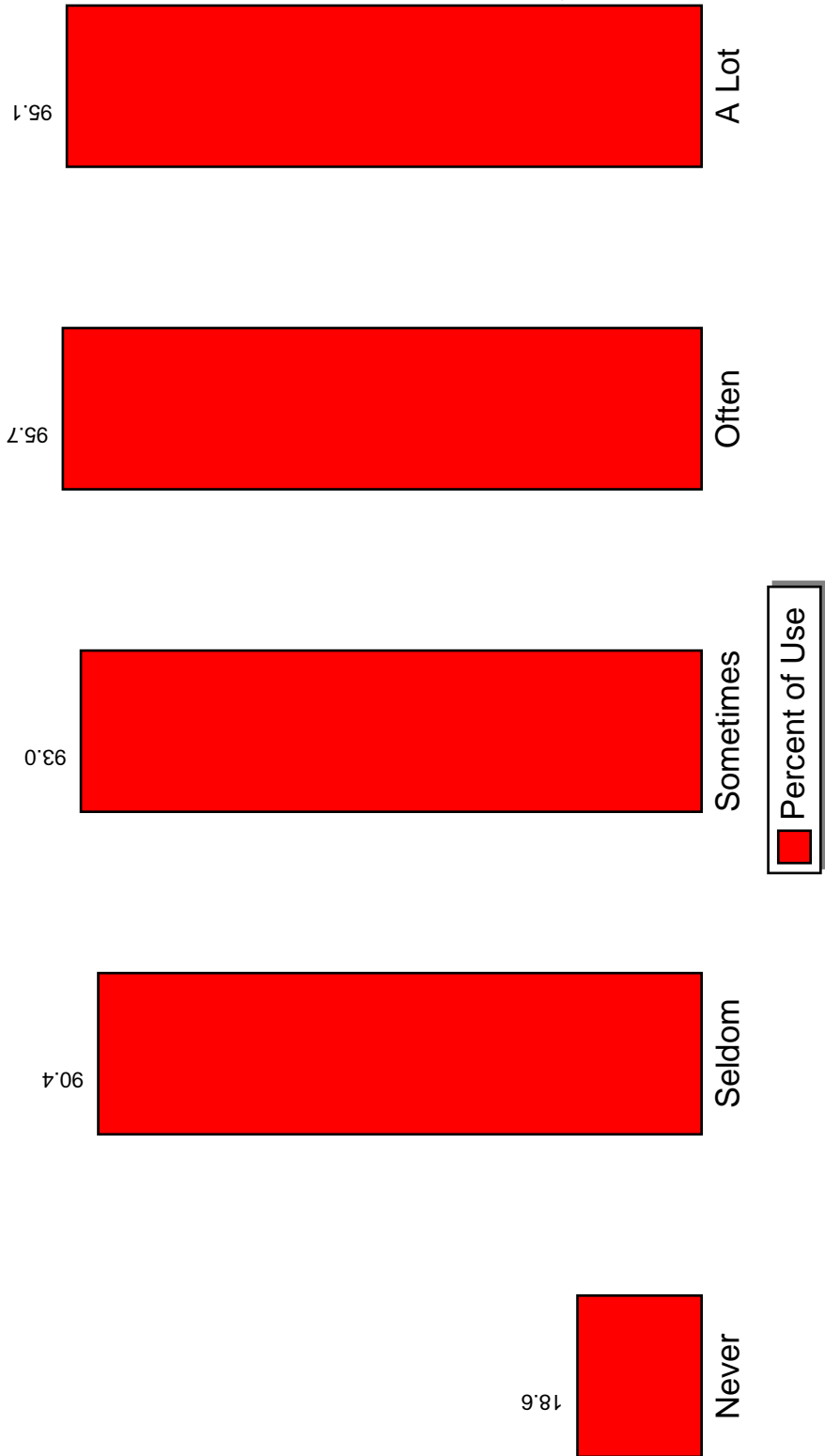


Source: PRIDE Surveys



**% Students Who Use Illicit Drugs by Buy/Sell Drugs at School**

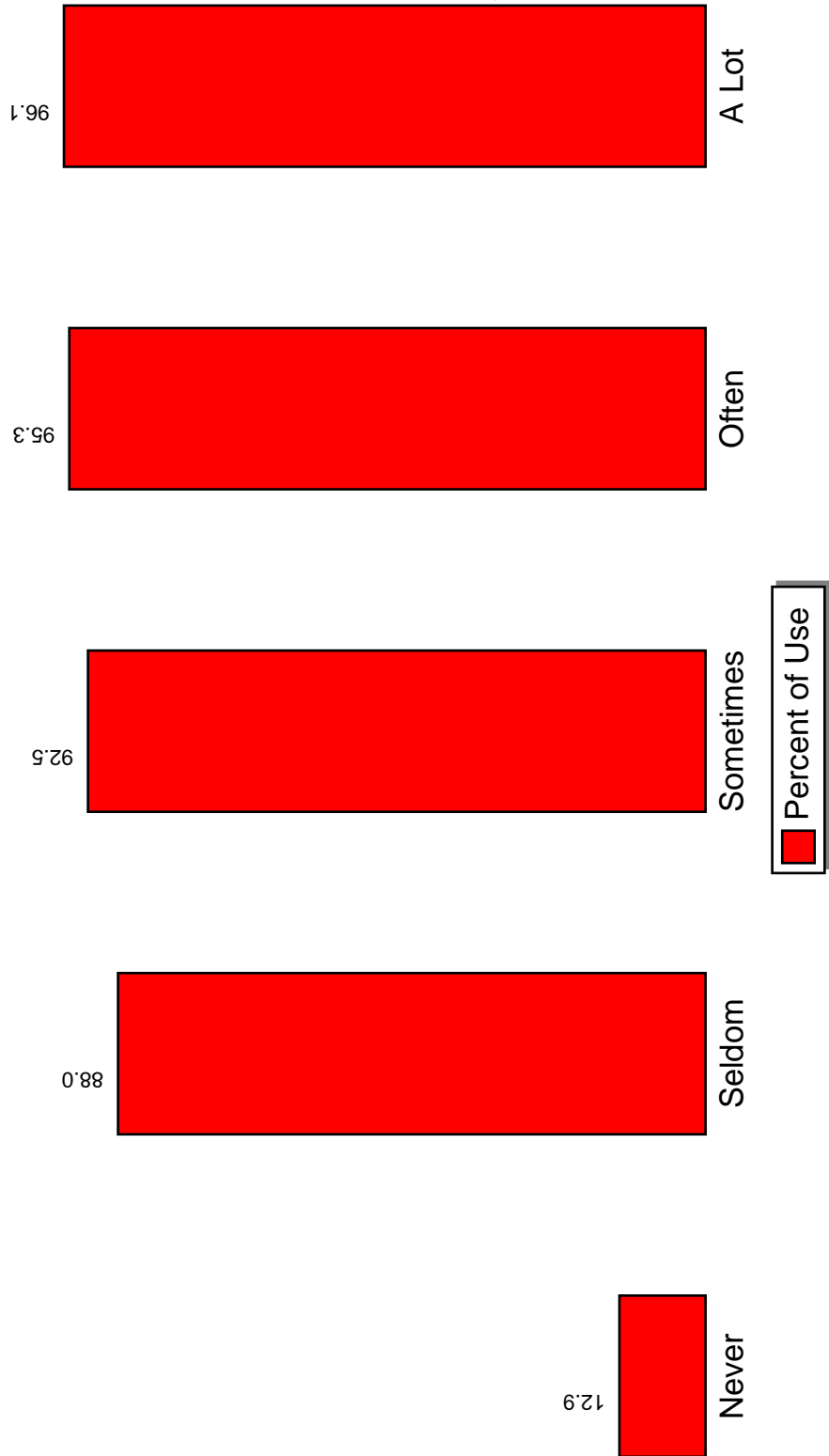
Figure 3.29: % Students Who Use Illicit Drugs by Buy/Sell Drugs at School



Source: PRIDE Surveys

**% Students Who Use Illicit Drugs by Buy/Sell Drugs While NOT at School**

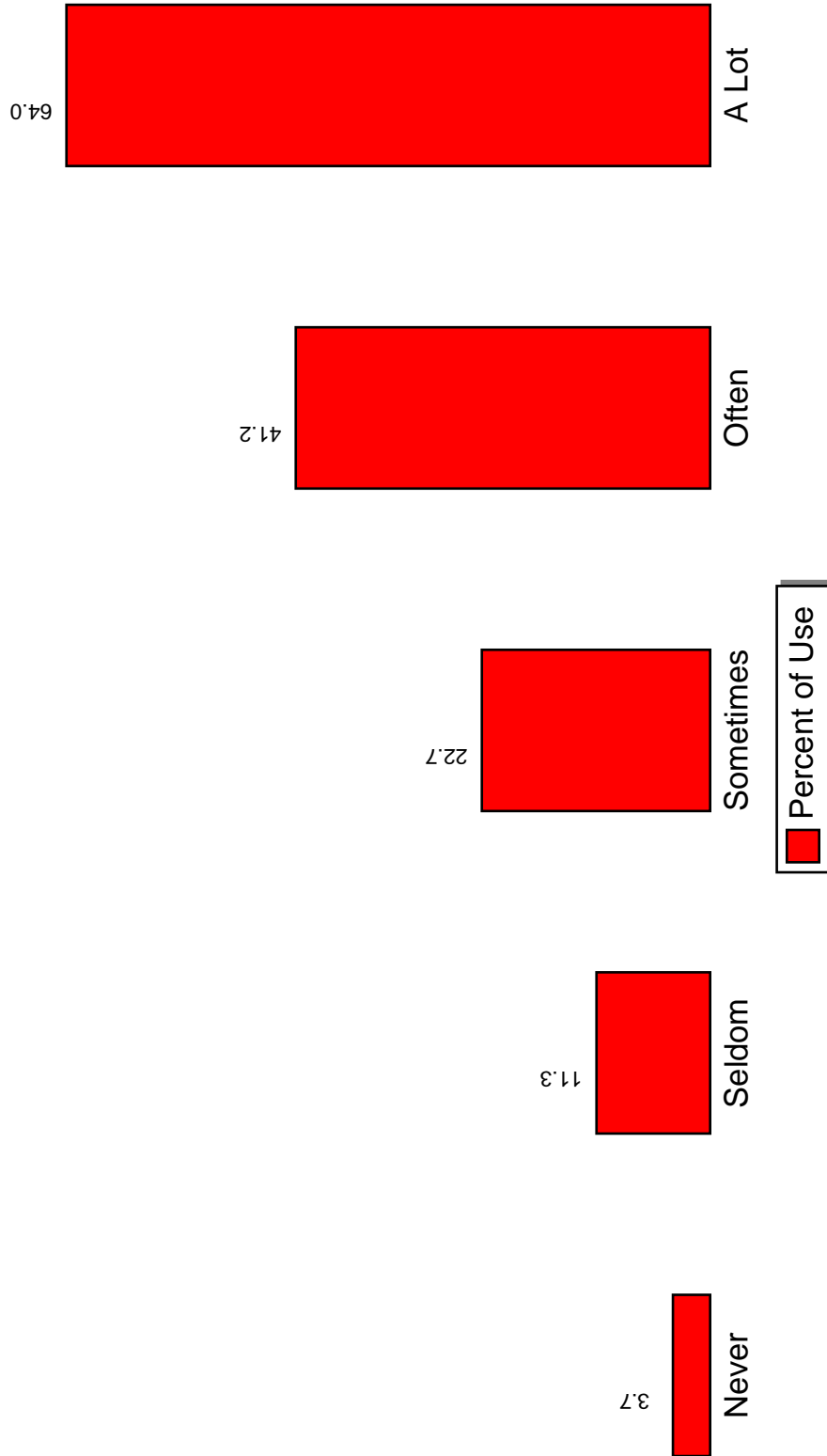
Figure 3.30: % Students Who Use Illicit Drugs by Buy/Sell Drugs While NOT at School



Source: PRIDE Surveys

# % Students Who Use Illicit Drugs by Friends Use Alcohol

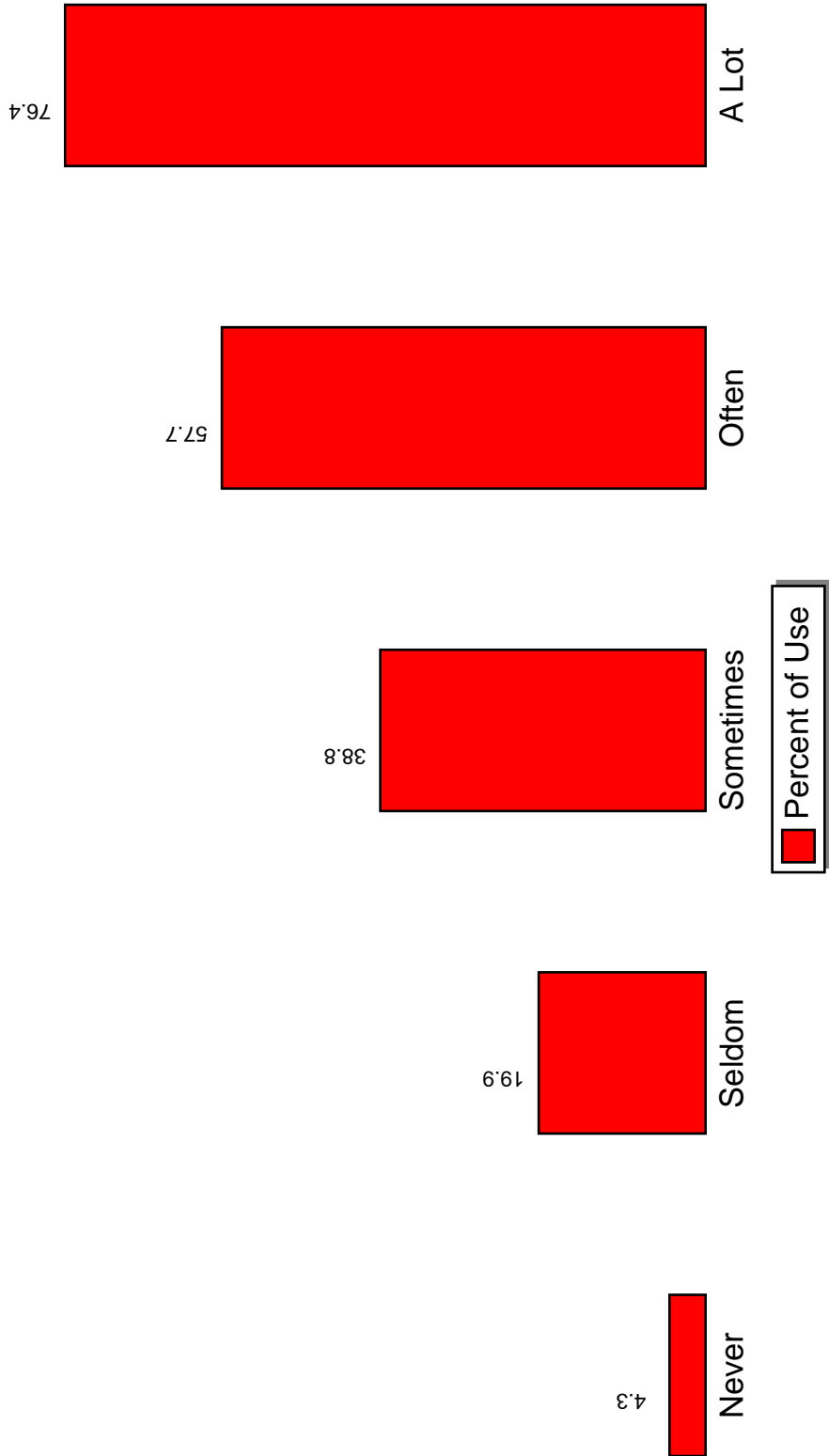
Figure 3.31: % Students Who Use Illicit Drugs by Friends Use Alcohol



Source: PRIDE Surveys

# % Students Who Use Illicit Drugs by Friends Use Drugs

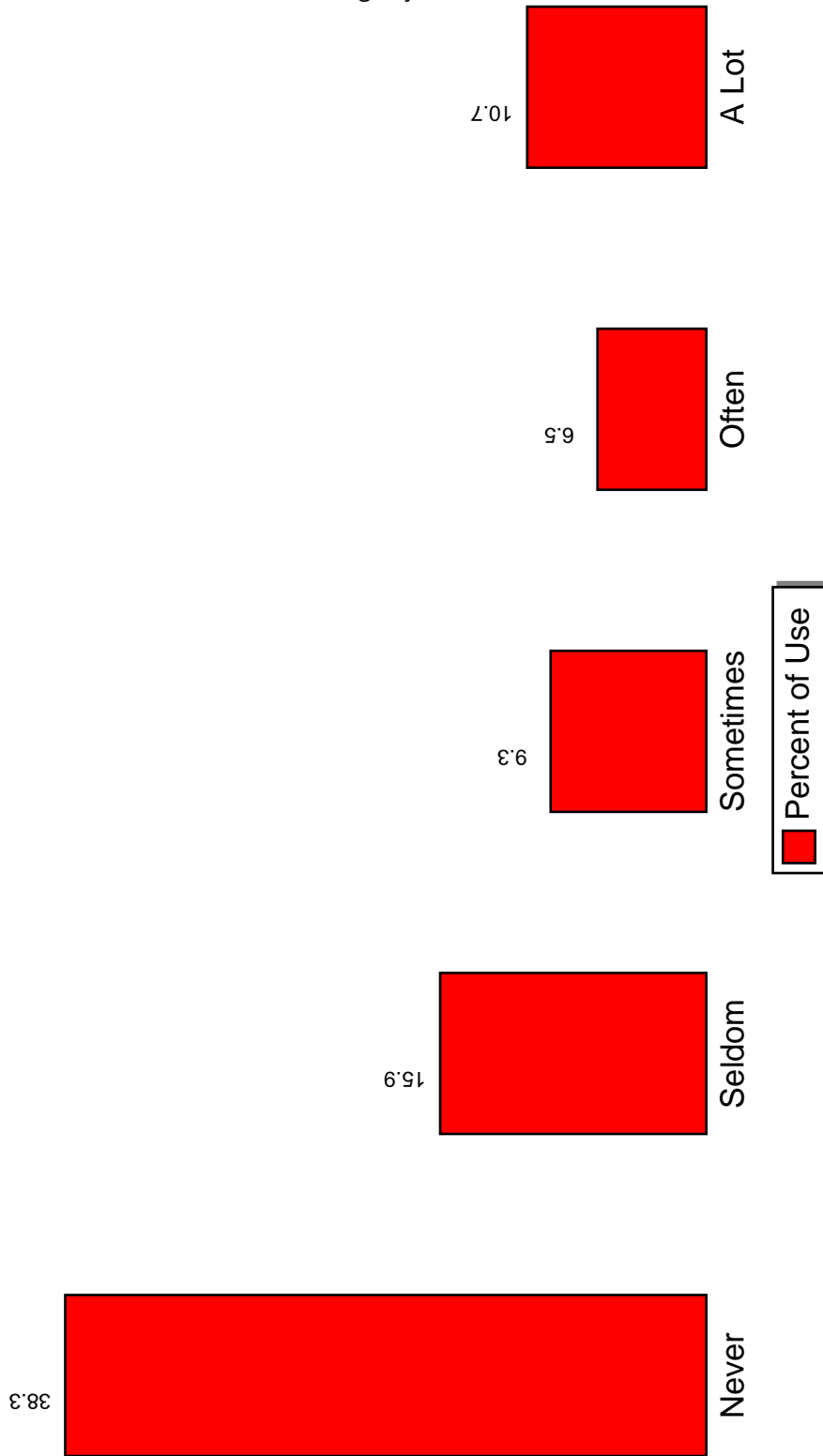
Figure 3.32: % Students Who Use Illicit Drugs by Friends Use Drugs



Source: PRIDE Surveys

**% Students Who Use Illicit Drugs by Parents Set Rules About TV, Movies, etc.**

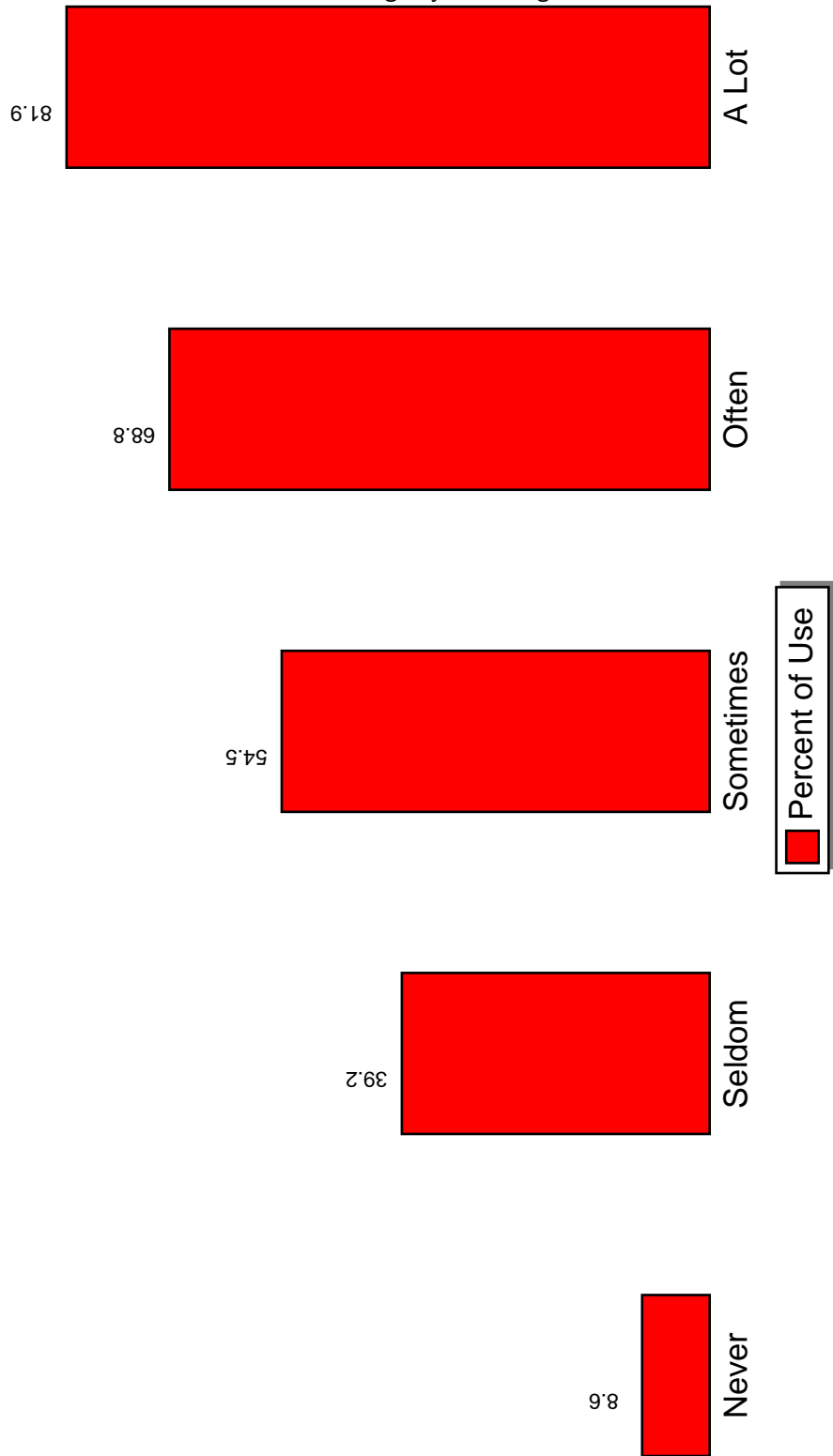
Figure 3.33: % Students Who Use Illicit Drugs by Parents Set Rules About TV, Movies, etc.



Source: PRIDE Surveys

# % Students Who Use Illicit Drugs by Drinking 5 or More Glasses of Alcohol

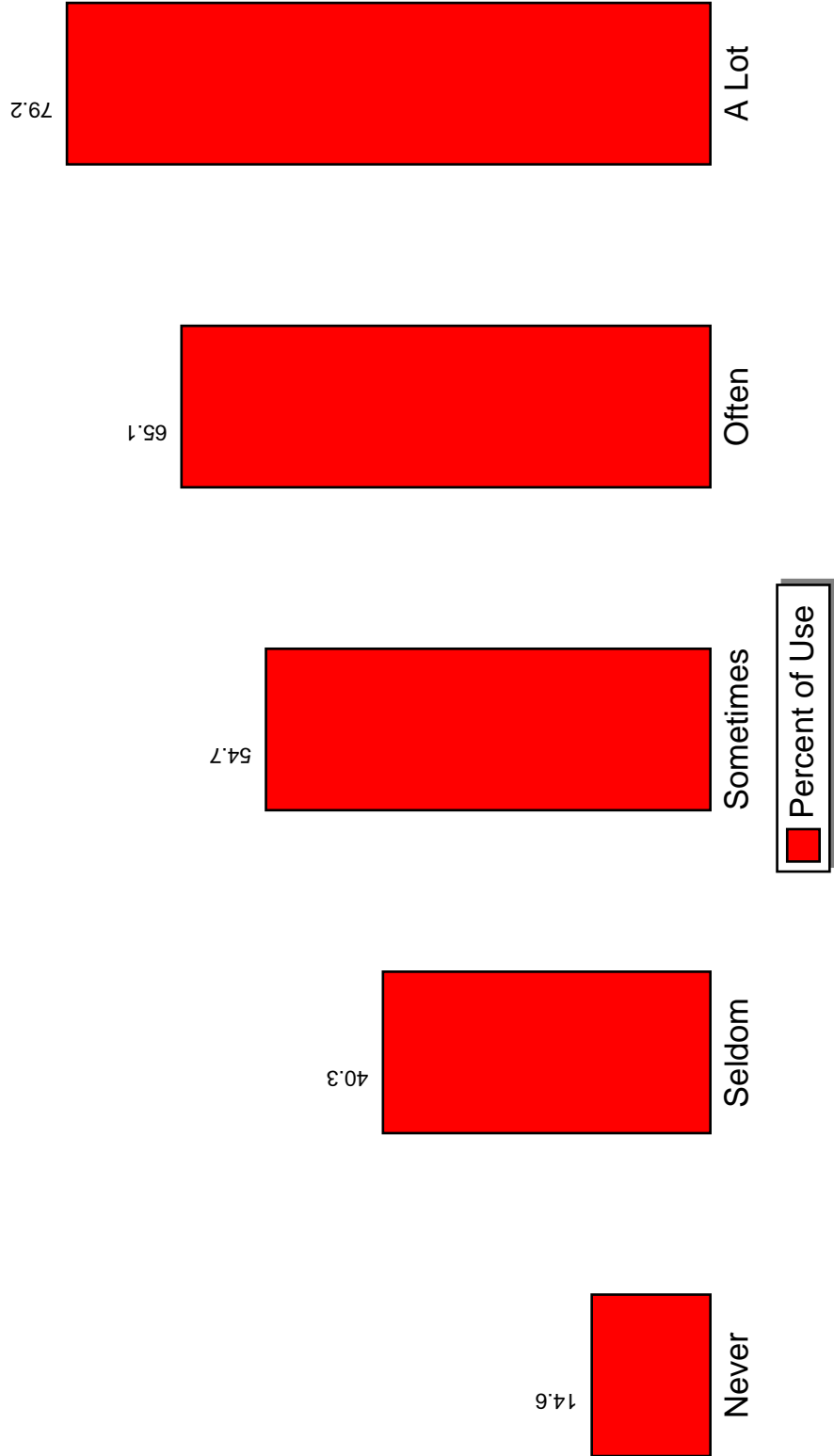
Figure 3.34: % Students Who Use Illicit Drugs by Drinking 5 or More Glasses of Alcohol



Source: PRIDE Surveys

# % Students Who Use Illicit Drugs by Skipped School

Figure 3.35: % Students Who Use Illicit Drugs by Skipped School



Source: PRIDE Surveys

## Chapter 4

# Summary Statistics

The following graphs and tables summarize some of the *Student Information* questions in regards to drug use. These data are calculated by examining specific subsets of your population. For example, a percentage is calculated for students who report carrying a gun and their liquor use. This percentage is calculated as follows:

$$\frac{\text{Number of those reporting carrying a gun to school and claiming to use liquor}}{\text{Number of those reporting carrying a gun and validly responding to the question *How Often Do You Use Liquor*}}$$

The *Ratio* describes the relationship between the groups examined on each graph. For example, in looking at Guns vs No Guns if the cocaine ratio were 5.3 this would mean the percentage of students who report cocaine use was 5.3 times higher for students who report bringing a gun to school compared to those who don't.



## 4.1 Guns

Total number of students surveyed = 21640

594 students report carrying a gun to school. (2.9% of total responding)

Of the 594 students who report carrying a gun to school,

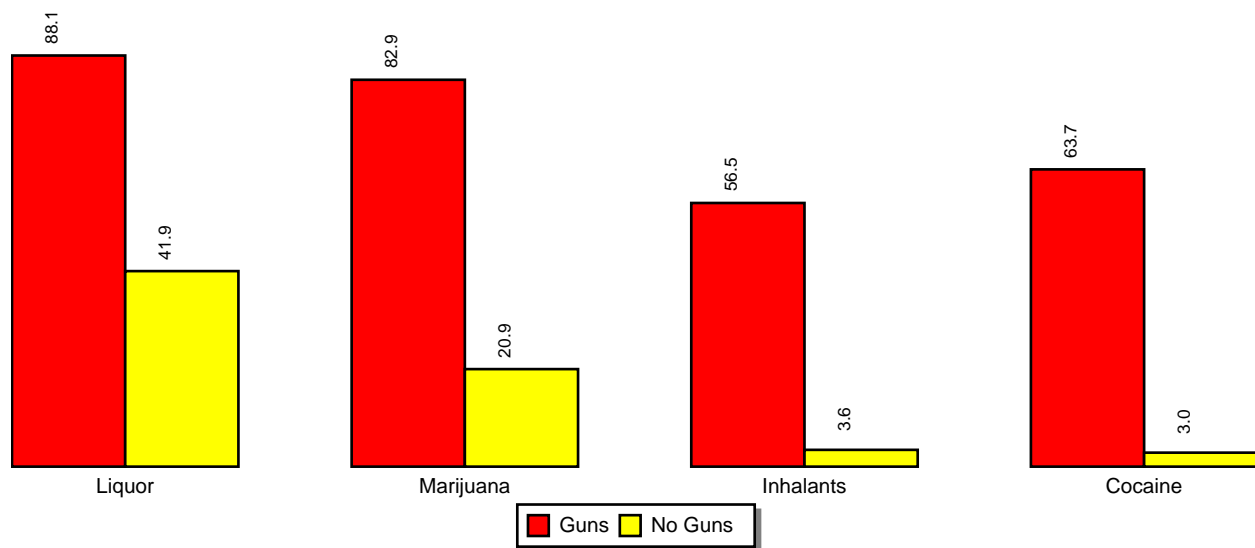
505 report using liquor (88.1%)

479 report using marijuana (82.9%).

323 report using inhalants (56.5%).

365 report using cocaine (63.7%).

Figure 4.1: Drug Use of Students Who Carry Guns vs Students Who Do Not  
Drug Use of Students Who Carry Guns vs Students Who Do Not



Source: PRIDE Surveys

Drug	Guns	No Guns	Ratio
Liquor	88.1%	41.9%	2.1
Marijuana	82.9%	20.9%	4.0
Cocaine	63.7%	3.0%	21.2
Inhalants	56.5%	3.6%	15.7
N of Students	594	20061	

## 4.2 Gangs

Total number of students surveyed = 21640

2125 students report taking part in gang activities, (9.9% of total responding)

Of the 2125 students who report taking part in gang activities,

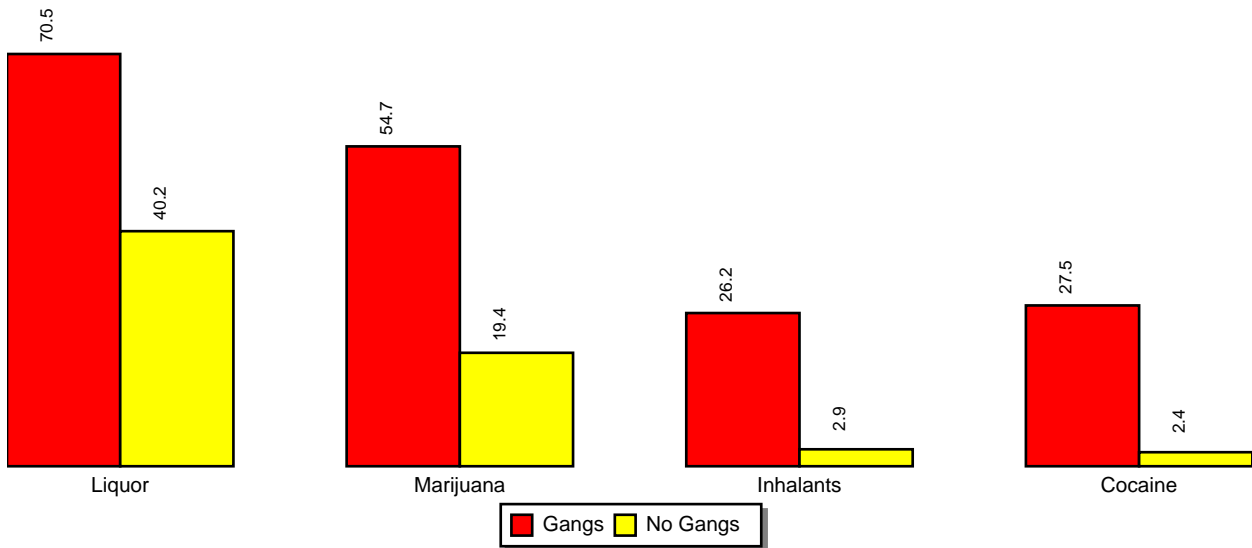
1454 report using liquor (70.5%)

1130 report using marijuana (54.7%).

541 report using inhalants (26.2%).

568 report using cocaine (27.5%).

Figure 4.2: Drug Use of Students In Gangs vs Students Not In Gangs  
 Drug Use of Students In Gangs vs Students Not In Gangs



Source: PRIDE Surveys

Drug	Gangs	No Gangs	Ratio
Liquor	70.5%	40.2%	1.8
Marijuana	54.7%	19.4%	2.8
Cocaine	27.5%	2.4%	11.5
Inhalants	26.2%	2.9%	9.0
N of Students	2125	19269	

### 4.3 Suicide

Total number of students surveyed = 21640

1288 students report thinking *Often* or *A Lot* about committing suicide. (6.0% of total responding)

Of the 1288 students thinking *Often* or *A Lot* about committing suicide,

877 report using liquor (69.4%)

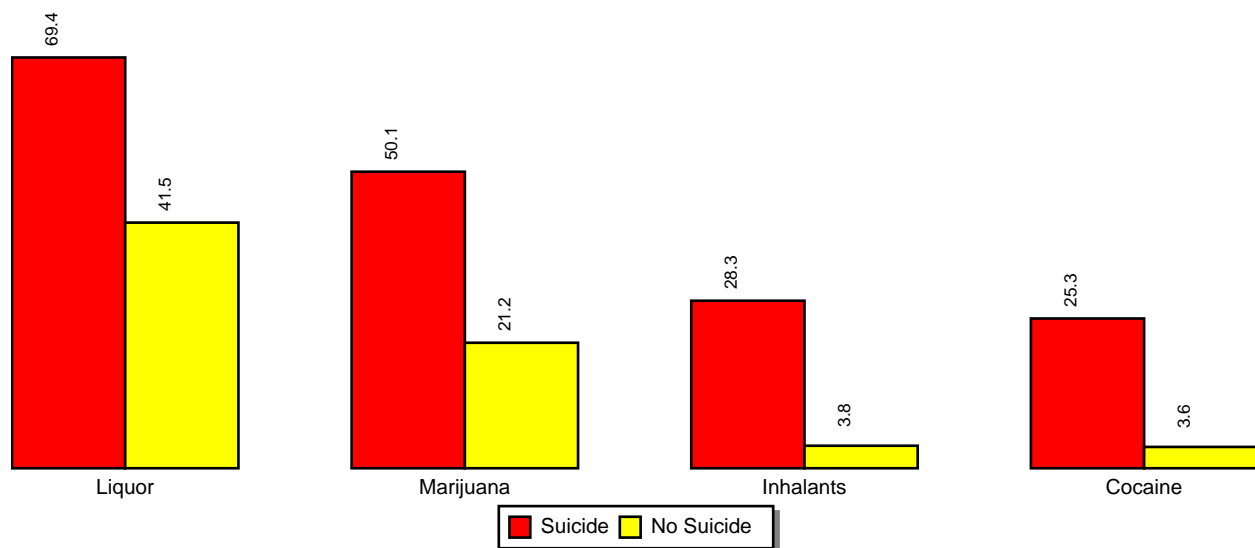
634 report using marijuana (50.1%).

353 report using inhalants (28.3%).

319 report using cocaine (25.3%).

Figure 4.3: Drug Use of Students Who Think of Suicide

Drug Use of Students Who Think of Suicide Often or a Lot vs Students Who Do Not



Source: PRIDE Surveys

Drug	Suicide	No Suicide	Ratio
Liquor	69.4%	41.5%	1.7
Marijuana	50.1%	21.2%	2.4
Cocaine	25.3%	3.6%	7.0
Inhalants	28.3%	3.8%	7.4
N of Students	1288	20075	

## 4.4 Threatening Behaviors

Total number of students surveyed = 21640

7346 students report threatening to harm another student. (35.5% of total responding)

Of the 7346 students who report threatening to harm,

547 report carrying a gun to school (7.5%)

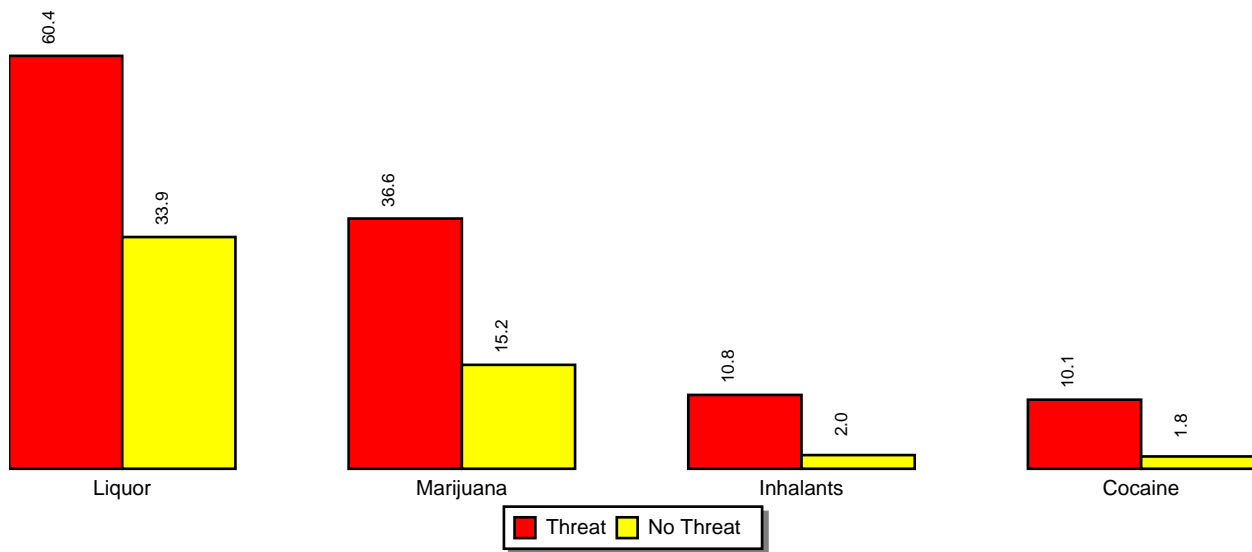
4372 report using liquor (60.4%)

2648 report using marijuana (36.6%).

777 report using inhalants (10.8%).

733 report using cocaine (10.1%).

Figure 4.4: Drug Use of Students Who Threaten vs Students Who Do Not  
Drug Use of Students Who Threaten vs Students Who Do Not



Source: PRIDE Surveys

Drug	Threat	No Threat	Ratio
Liquor	60.4%	33.9%	1.8
Marijuana	36.6%	15.2%	2.4
Cocaine	10.1%	1.8%	5.6
Inhalants	10.8%	2.0%	5.4
N of Students	7346	13371	

## 4.5 Trouble With The Police

Total number of students surveyed = 21640

4515 students report getting in trouble with the police. (21.2% of total responding)

Of the 4515 students who report getting in trouble with the police,

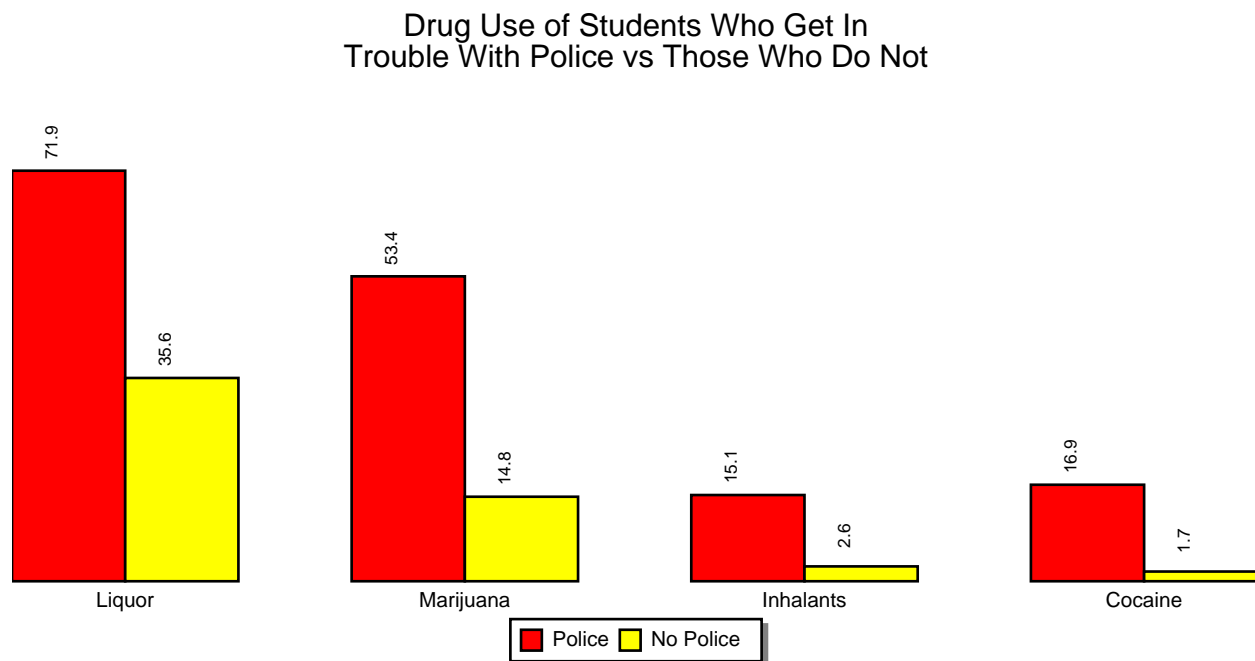
3161 report using liquor (71.9%)

2349 report using marijuana (53.4%).

664 report using inhalants (15.1%).

747 report using cocaine (16.9%).

Figure 4.5: Drug Use of Students Who Get In Trouble With Police vs Those Who Do Not



Drug	Police	No Police	Ratio
Liquor	71.9%	35.6%	2.0
Marijuana	53.4%	14.8%	3.6
Cocaine	16.9%	1.7%	9.9
Inhalants	15.1%	2.6%	5.8
N of Students	4515	16757	

## 4.6 Personal Safety

Total number of students surveyed = 21640

5435 students report being afraid another student will hurt them at school. (26.4% of total responding)

Of these 5435 students, 339 report carrying a gun to school (6.3%).

4130 students report getting hurt at school. (20.0% of total responding)

Of these 4130 students, 402 report carrying a gun to school (9.8%).

## 4.7 Risk and Protective Factors

A *risk factor* is any characteristic which researchers have linked to a higher incidence of drug use. A *protective factor* is any characteristic which has been linked to a lower incidence of drug use. The following analysis of local risk and protective factors does not consider any cause and effect, only a *relationship* between student characteristics and drug use. Community, School, Family and Individual risk and protective factors are grouped accordingly and discussed.

### 4.7.1 Community - Risk Factors

FACTOR	% AT RISK
Join in community activities ( <i>Never/Seldom</i> )	54.9%
Attend church or synagogue ( <i>Never/Seldom</i> )	45.4%
Take part in gangs ( <i>Seldom/Some/Often/A Lot</i> )	9.9%
Substance Availability ( <i>Fairly/Very Easy to get</i> )	
Cigarettes	59.1%
Smokeless Tobacco	37.3%
Cigars	43.6%
Beer	62.6%
Wine Coolers	55.5%
Liquor	55.0%
Marijuana	45.0%
Cocaine	21.2%
Uppers	18.6%
Downers	20.8%
Inhalants	36.2%
Hallucinogens	17.7%
Heroin	15.1%
Steroids	17.8%
Ecstasy	20.2%
OxyContin	16.9%

The above survey results show community risk factors. These factors include *low neighborhood attachment* (never or seldom participate in community activities, church or synagogue); *community disorganization and norms favorable toward drug use* (student participation in gangs); and *availability of alcohol and other drugs* (fairly or very easy to get alcohol and other drugs). Note that a higher risk factor indicates an increased probability of involvement in drug use.

### 4.7.2 Community - Protective Factors

FACTOR	% PROTECTED
Join in community activities ( <i>Often/A Lot</i> )	27.5%
Attend church or synagogue ( <i>Often/A Lot</i> )	32.6%
Take part in gangs ( <i>Never</i> )	90.1%
Substance Availability ( <i>Cannot Get</i> )	
Cigarettes	32.1%
Smokeless Tobacco	47.2%
Cigars	41.0%
Beer	26.4%
Wine Coolers	32.0%
Liquor	31.0%
Marijuana	41.5%
Cocaine	53.9%
Uppers	56.5%
Downers	55.7%
Inhalants	49.7%
Hallucinogens	57.2%
Heroin	59.2%
Steroids	58.1%
Ecstasy	56.8%
OxyContin	60.4%

The above survey results show community protective factors. These factors include *supportive networks and social bonds* (participate in community activities, church or synagogue often or a lot); *community organization and norms favorable to support non-use among youth* (never participate in gangs); and *limited availability of alcohol and other drugs* (cannot get alcohol and other drugs). Note that a higher protective factor indicates a decreased probability of involvement in drug use.

### 4.7.3 School - Risk Factors

FACTOR	% AT RISK
Make good grades ( <i>Never/Seldom</i> )	3.6%
Play on school sports teams ( <i>Never/Seldom</i> )	42.2%
Join in school activities ( <i>Never/Seldom</i> )	42.0%
Trouble at school ( <i>Often/A Lot</i> )	5.3%

The above survey results show school risk factors. These factors include *academic failure* (never or seldom make good grades); *low commitment to school* (never or seldom join in school activities or sports teams); and *early anti-social behavior* (get into trouble at school often or a lot).



#### 4.7.4 School - Protective Factors

FACTOR	% PROTECTED
Make good grades ( <i>Often/A Lot</i> )	73.0%
Play on school sports teams ( <i>Often/A Lot</i> )	42.1%
Join in school activities ( <i>Often/A Lot</i> )	38.1%
Trouble at school ( <i>Never/Seldom</i> )	79.3%

The above survey results show school protective factors. These factors include *high academic expectations, goal setting and mastery* (make good grades often or a lot); *active involvement in extracurricular activities sponsored by the school* (join in school activities or sports teams often or a lot); and *pro-social development* (never or seldom get into trouble at school).

#### 4.7.5 Family - Risk Factors

FACTOR	% AT RISK
Parents talk about tobacco ( <i>Never/Seldom</i> )	45.4%
Parents talk about alcohol ( <i>Never/Seldom</i> )	43.8%
Parents talk about drugs ( <i>Never/Seldom</i> )	40.5%
Parents set clear rules ( <i>Never/Seldom</i> )	11.1%
Parents enforce rules ( <i>Never/Seldom</i> )	21.7%

The above survey results show family risk factors. These factors include *weak parental attitudes towards use* (parents never or seldom talk to their children about the harmful effects of using drugs); and *family management problems* (parents never or seldom set clear rules and never or seldom enforce those rules).

#### 4.7.6 Family - Protective Factors

FACTOR	% PROTECTED
Parents talk about tobacco ( <i>Often/A Lot</i> )	24.9%
Parents talk about alcohol ( <i>Often/A Lot</i> )	26.2%
Parents talk about drugs ( <i>Often/A Lot</i> )	29.9%
Parents set clear rules ( <i>Often/A Lot</i> )	70.1%
Parents enforce rules ( <i>Often/A Lot</i> )	51.3%

The above survey results show family protective factors. These factors include *strong parental attitudes against adolescent drug use* (parents talk to their children about the harmful effects of using drugs often or a lot); *parents' clear expectations of their children* (parents set clear rules often or a lot); and *discipline* (parents punish their children often or a lot when they break the rules).

#### 4.7.7 Individual - Risk Factors

FACTOR	% AT RISK
Threaten students ( <i>One or more times</i> )	35.5%
Trouble with police ( <i>Seldom/Sometimes/Often/A Lot</i> )	21.2%
Think about suicide ( <i>Often/A Lot</i> )	6.0%
Harmful to health ( <i>No/Some Harm</i> )	
Cigarettes	12.9%
Smokeless Tobacco	15.3%
Cigars	27.8%
Beer	55.5%
Wine Coolers	64.8%
Liquor	41.6%
Marijuana	20.9%
Cocaine	5.1%
Uppers	8.2%
Downers	12.5%
Inhalants	16.7%
Hallucinogens	8.1%
Heroin	4.9%
Steroids	11.9%
Ecstasy	7.0%
OxyContin	10.2%

The above survey results show individual risk factors. These include *anti-social behavior in early adolescence and rebelliousness* (threaten to harm others and get in trouble with the police); *alienation* (think about suicide often or a lot); and *favorable attitudes towards drug use* (feel drugs are not harmful, sometimes harmful).

### 4.7.8 Individual - Protective Factors

FACTOR	% PROTECTED
Threaten students ( <i>Never</i> )	64.5%
Trouble with police ( <i>Never</i> )	78.8%
Think about suicide ( <i>Never/Seldom</i> )	86.2%
<hr/>	
Harmful to health ( <i>Very Much</i> )	
Cigarettes	53.6%
Smokeless Tobacco	50.3%
Cigars	38.8%
Beer	18.8%
Wine Coolers	15.4%
Liquor	25.6%
Marijuana	57.7%
Cocaine	83.3%
Uppers	73.4%
Downers	64.1%
Inhalants	59.3%
Hallucinogens	74.8%
Heroin	84.6%
Steroids	62.1%
Ecstasy	78.7%
OxyContin	69.3%

The above survey results show individual protective factors. These include *respect for authority* (never threaten to harm students or teachers and never get into trouble with the police); *feeling of belonging*, *higher respect for self* (think about suicide never or seldom); and *unfavorable attitudes towards drug use* (feel drugs are very much harmful).

## Chapter 5

# Drug-Free Communities Support Program - OJJDP Required Statistics

The following tables contain data that is requested by the Office of Juvenile Justice and Drug Prevention on the Drug-Free Communities Support Program form. Some of the wording of questions asked by the OJJDP differ somewhat from those asked by the **PRIDE Surveys Questionnaire**. The following is a list of the OJJDP requested statistics and their **PRIDE Surveys** equivalent. The **PRIDE Surveys Questionnaire** can be used to reliably measure and monitor change in all of these areas.

**30-Day Use** The question *How often do you use* is used to measure this statistic by reporting the percentage of students who report using *Once a Month* or more often.

**Perception of Risk** The question *Do you feel the following drugs are harmful to your health* is used to measure this statistic by reporting the percentage of students who report that using the drug is *Harmful* or *Very Harmful* to their health.

**Perception of Disapproval** The question *Would your parents disapprove of you...* and *Would your friends disapprove of you...* are used to measure this statistic by reporting the percentage of students who report that parents/friends would *Disapprove* or *Strongly Disapprove* of using tobacco, alcohol and marijuana.

**Age of Onset** The question *At what age did you first use...* is used to measure this statistic. The possible responses to this question range from *8 or Under* to *17 or Older*. The table shows the age range that represents the average category score for this question of those students who answered the question with a response other than *Never Used*.

## 5.1 Monthly Use

Table 5.1: Monthly Use of Alcohol

Grade Level	N of Valid	N of Miss	Percent of Use
6th	1523	21	5.2
7th	3513	78	6.2
8th	4017	44	14.8
9th	3567	30	29.4
10th	3467	30	41.8
11th	2968	32	47.3
12th	2332	18	58.9
Jr Hi	9053	143	9.9
Sr Hi	12334	110	42.8
Total	21387	253	28.8

Table 5.2: Monthly Use of Tobacco

Grade Level	N of Valid	N of Miss	Percent of Use
6th	1522	22	3.9
7th	3520	71	3.3
8th	4031	30	8.0
9th	3571	26	14.6
10th	3475	22	19.9
11th	2972	28	22.8
12th	2340	10	31.8
Jr Hi	9073	123	5.5
Sr Hi	12358	86	21.3
Total	21431	209	14.6

Table 5.3: Monthly Use of Marijuana

Grade Level	N of Valid	N of Miss	Percent of Use
6th	1518	26	3.8
7th	3490	101	2.4
8th	3977	84	6.5
9th	3535	62	13.2
10th	3454	43	20.5
11th	2946	54	23.1
12th	2317	33	30.9
Jr Hi	8985	211	4.5
Sr Hi	12252	192	21.0
Total	21237	403	14.0

## 5.2 Perception of Risk

Table 5.4: Perception of Risk of Alcohol

Grade Level	N of Valid	N of Miss	Harmful or Very Harmful
6th	1520	24	80.1
7th	3517	74	75.2
8th	3994	67	67.1
9th	3548	49	58.0
10th	3461	36	53.9
11th	2947	53	53.2
12th	2310	40	50.3
Jr Hi	9031	165	72.4
Sr Hi	12266	178	54.2
Total	21297	343	62.0

Table 5.5: Perception of Risk of Tobacco

Grade Level	N of Valid	N of Miss	Harmful or Very Harmful
6th	1521	23	94.5
7th	3523	68	94.3
8th	3998	63	92.5
9th	3552	45	89.7
10th	3464	33	90.7
11th	2949	51	92.0
12th	2310	40	91.0
Jr Hi	9042	154	93.6
Sr Hi	12275	169	90.8
Total	21317	323	92.0

Table 5.6: Perception of Risk of Marijuana

Grade Level	N of Valid	N of Miss	Harmful or Very Harmful
6th	1501	43	93.1
7th	3482	109	92.9
8th	3958	103	87.7
9th	3524	73	78.5
10th	3437	60	72.3
11th	2930	70	67.2
12th	2292	58	60.8
Jr Hi	8941	255	90.6
Sr Hi	12183	261	70.7
Total	21124	516	79.1



### 5.3 Perception of Disapproval

Table 5.7: Perception of Parents Disapproval of Tobacco

Grade Level	N of Valid	N of Miss	Disapprove or Strongly Disapprove
6th	1391	153	82.5
7th	3218	373	85.9
8th	3918	143	88.4
9th	3336	261	85.3
10th	3335	162	87.6
11th	2808	192	87.5
12th	2211	139	83.9
Jr Hi	8527	669	86.5
Sr Hi	11690	754	86.2
Total	20217	1423	86.3

Table 5.8: Perception of Parents Disapproval of Alcohol

Grade Level	N of Valid	N of Miss	Disapprove or Strongly Disapprove
6th	1390	154	81.4
7th	3215	376	83.0
8th	3920	141	83.6
9th	3327	270	80.2
10th	3333	164	81.2
11th	2810	190	78.7
12th	2217	133	71.9
Jr Hi	8525	671	83.0
Sr Hi	11687	757	78.5
Total	20212	1428	80.4

Table 5.9: Perception of Parents Disapproval of Marijuana

Grade Level	N of Valid	N of Miss	Disapprove or Strongly Disapprove
6th	1388	156	83.2
7th	3212	379	86.4
8th	3924	137	89.5
9th	3325	272	86.5
10th	3329	168	89.2
11th	2811	189	88.1
12th	2211	139	86.3
Jr Hi	8524	672	87.3
Sr Hi	11676	768	87.6
Total	20200	1440	87.5

Table 5.10: Perception of Friends Disapproval of Tobacco

Grade Level	N of Valid	N of Miss	Disapprove or Strongly Disapprove
6th	1368	176	68.1
7th	3184	407	66.9
8th	3896	165	62.9
9th	3287	310	55.4
10th	3332	165	53.2
11th	2794	206	50.0
12th	2206	144	42.9
Jr Hi	8448	748	65.2
Sr Hi	11619	825	51.1
Total	20067	1573	57.1

Table 5.11: Perception of Friends Disapproval of Alcohol

Grade Level	N of Valid	N of Miss	Disapprove or Strongly Disapprove
6th	1361	183	66.4
7th	3187	404	61.7
8th	3896	165	51.1
9th	3287	310	35.7
10th	3332	165	25.6
11th	2794	206	20.4
12th	2218	132	15.5
Jr Hi	8444	752	57.5
Sr Hi	11631	813	25.3
Total	20075	1565	38.9

Table 5.12: Perception of Friends Disapproval of Marijuana

Grade Level	N of Valid	N of Miss	Disapprove or Strongly Disapprove
6th	1361	183	69.7
7th	3176	415	69.5
8th	3896	165	66.0
9th	3294	303	56.5
10th	3313	184	48.8
11th	2792	208	44.3
12th	2208	142	35.9
Jr Hi	8433	763	67.9
Sr Hi	11607	837	47.5
Total	20040	1600	56.1

## 5.4 Age of First Use

Table 5.13: When did you first use any alcohol?

Grade Level	N of Valid	N of Miss	Avg Cat Score	Rounded Cat Score	Avg Age Cat
6th	1513	26	3.653	4	10
7th	3486	98	4.333	4	10
8th	4038	28	5.290	5	11
9th	3534	57	6.046	6	12
10th	3396	48	6.864	7	13
11th	2638	113	7.016	7	13
12th	1940	300	6.897	7	13
Jr Hi	9037	152	4.840	5	11
Sr Hi	11508	518	6.698	7	13
Total	20545	670	6.195	6	12

Table 5.14: When did you first use any tobacco?

Grade Level	N of Valid	N of Miss	Avg Cat Score	Rounded Cat Score	Avg Age Cat
6th	1513	25	3.152	3	9
7th	3494	93	4.417	4	10
8th	4039	25	5.316	5	11
9th	3536	57	5.976	6	12
10th	3428	43	6.791	7	13
11th	2731	83	6.822	7	13
12th	2015	232	6.718	7	13
Jr Hi	9046	143	4.877	5	11
Sr Hi	11710	415	6.594	7	13
Total	20756	558	6.241	6	12

Table 5.15: When did you first use marijuana?

Grade Level	N of Valid	N of Miss	Avg Cat Score	Rounded Cat Score	Avg Age Cat
6th	1518	26	3.765	4	10
7th	3474	117	5.305	5	11
8th	4015	46	6.002	6	12
9th	3525	72	6.718	7	13
10th	3433	64	7.665	8	14
11th	2920	80	8.146	8	14
12th	2307	43	8.360	8	14
Jr Hi	9007	189	5.618	6	12
Sr Hi	12185	259	7.823	8	14
Total	21192	448	7.546	8	14

## Chapter 6

# Percentage Tables

This chapter contains your school survey results in tabular form. Each table corresponds to an item on the questionnaire. The tables contain percentage data by grade level, *Junior High* (grades 6 through 8), *Senior High* (grades 9 through 12), and *Total*. The *N of Valid* column contains the number of students responding to the item and the *N of Missing* column contains the number of students not responding to the item. The remaining columns contain the percentages of students responding to the particular response categories.

The percentage tables of the report appear in the same order as corresponding questions on the questionnaire. The Table of Contents contains the percentage tables by section and gives the page number where each section is located. The List of Tables contains the location of each individual table.

The last section of tables presents the frequency of drug use *How Often Do You Use* data with the categories *collapsed* as follows:

- Daily Use – Every Day
- Weekly Use – Once/Week + 3 Times/Week + Every Day
- Monthly Use – Once/Month + Twice/Month + Once/Week + 3 Times/Week + Every Day
- Annual Use – Once/Year + 6 Times/Year + Once/Month + Twice/Month + Once/Week + 3 Times/Week + Every Day

Three additional drug use categories have been created for the question *How Often Do You Use* by combining the existing data. A *Tobacco Use* category was created by looking at the responses on each questionnaire on the tobacco categories and taking the highest value as the value for *Tobacco Use*. The *Alcohol Use* category was created by looking at the responses on each questionnaire on the alcohol categories. The category of *Illicit Drug Use* was created in the same way by looking at the illicit drug categories. Therefore, the *Tobacco Use* category represents any tobacco use regardless of the type of tobacco, the *Alcohol Use* category represents any alcohol use regardless of the type of alcohol and the *Illicit Drug Use* category represents any illicit drug use regardless of the type of drug.

## 6.1 Personal & Family Information

Table 6.1: Ethnic Origin

Grade Level	N of Valid	N of Miss	White	African American	Hispanic Latino	Asian PacIslndr	Native American	Mixed Origin	Other
6th	1518	26	80.6	2.6	2.4	4.4	0.6	5.5	3.8
7th	3515	76	72.7	4.9	9.2	2.1	0.6	7.3	3.2
8th	3968	93	79.9	1.9	5.5	3.4	0.4	5.9	2.9
9th	3484	113	75.4	4.5	9.3	2.7	0.3	5.1	2.7
10th	3443	54	83.5	1.7	5.0	3.6	0.4	3.9	1.9
11th	2940	60	76.6	5.0	9.2	2.4	0.5	3.9	2.4
12th	2311	39	83.7	2.0	4.8	3.4	0.6	3.3	2.1
Jr Hi	9001	195	77.2	3.2	6.4	3.1	0.5	6.4	3.2
Sr Hi	12178	266	79.6	3.3	7.2	3.0	0.5	4.1	2.3
Total	21179	461	78.6	3.3	6.9	3.1	0.5	5.1	2.7

Table 6.2: Sex

Grade Level	N of Valid	N of Miss	Male	Female
6th	1496	48	48.7	51.3
7th	3466	125	50.9	49.1
8th	3880	181	48.9	51.1
9th	3393	204	48.7	51.3
10th	3360	137	49.5	50.5
11th	2877	123	47.9	52.1
12th	2245	105	51.5	48.5
Jr Hi	8842	354	49.6	50.4
Sr Hi	11875	569	49.3	50.7
Total	20717	923	49.4	50.6

Table 6.3: Age

Grade Level	N of Valid	N of Miss	-10	11	12	13	14	15	16	17	18	19+
6th	1538	6	2.6	68.7	24.9	1.4	0.1	0.1	0.1	0.2	0.1	1.8
7th	3582	9	0.1	2.1	67.1	29.0	1.5	0.2	0.0	0.0	0.0	0.1
8th	4027	34	0.0	0.0	1.3	63.1	33.5	1.7	0.0	0.0	0.0	0.3
9th	3566	31	0.0	0.0	0.0	1.8	65.0	30.5	2.0	0.1	0.1	0.3
10th	3475	22	0.1	0.0	0.1	0.0	1.6	66.5	30.0	1.6	0.2	0.1
11th	2979	21	0.1	0.1	0.0	0.0	0.0	1.5	67.7	28.4	1.9	0.2
12th	2345	5	0.5	0.0	0.1	0.1	0.0	0.1	2.3	66.8	27.9	2.2
Jr Hi	9147	49	0.5	12.4	31.0	39.4	15.3	0.8	0.0	0.1	0.0	0.5
Sr Hi	12365	79	0.2	0.0	0.0	0.5	19.2	27.9	25.7	20.0	5.9	0.6
Total	21512	128	0.3	5.3	13.2	17.1	17.6	16.4	14.8	11.5	3.4	0.5

Table 6.4: Do you live with:

Grade Level	N of Valid	N of Miss	Both Parents	Mother Only	Father Only	Mother & Stepfather	Father & Stepmother	Other
6th	1528	16	79.4	8.2	2.0	4.5	0.9	5.0
7th	3563	28	76.3	9.8	2.0	6.6	1.6	3.8
8th	4000	61	78.1	9.9	1.6	6.5	1.2	2.8
9th	3538	59	72.4	12.6	2.0	7.9	2.3	2.8
10th	3466	31	74.8	11.9	2.5	7.0	1.5	2.4
11th	2961	39	72.2	12.7	2.6	7.3	2.0	3.1
12th	2337	13	72.7	13.0	2.1	6.8	1.8	3.5
Jr Hi	9091	105	77.6	9.6	1.8	6.2	1.3	3.5
Sr Hi	12302	142	73.1	12.5	2.3	7.3	1.9	2.9
Total	21393	247	75.0	11.2	2.1	6.8	1.7	3.2

Table 6.5: Do you have a job?

Grade Level	N of Valid	N of Miss	Yes, Full-time	Yes, Part-time	No
6th	1507	37	1.7	10.3	88.1
7th	3499	92	0.9	18.9	80.2
8th	3886	175	0.8	19.0	80.2
9th	3434	163	1.1	25.5	73.4
10th	3366	131	1.4	34.6	64.0
11th	2891	109	2.2	49.9	47.9
12th	2254	96	3.1	62.4	34.4
Jr Hi	8892	304	1.0	17.5	81.5
Sr Hi	11945	499	1.8	40.9	57.2
Total	20837	803	1.5	30.9	67.6



Table 6.6: Does your father have a job?

Grade Level	N of Valid	N of Miss	Yes, Full-time	Yes, Part-time	No
6th	1488	56	85.5	8.3	6.3
7th	3435	156	87.8	7.9	4.3
8th	3883	178	90.3	5.4	4.3
9th	3361	236	90.8	4.5	4.7
10th	3354	143	92.4	3.5	4.1
11th	2827	173	91.7	3.2	5.1
12th	2268	82	89.9	3.2	6.9
Jr Hi	8806	390	88.5	6.9	4.6
Sr Hi	11810	634	91.3	3.7	5.0
Total	20616	1024	90.1	5.0	4.9

Table 6.7: Does your mother have a job?

Grade Level	N of Valid	N of Miss	Yes, Full-time	Yes, Part-time	No
6th	1472	72	45.9	30.1	24.0
7th	3429	162	52.0	27.9	20.1
8th	3895	166	53.5	26.9	19.6
9th	3399	198	56.1	25.7	18.2
10th	3369	128	57.2	25.8	16.9
11th	2855	145	61.1	22.9	16.0
12th	2260	90	62.1	21.6	16.3
Jr Hi	8796	400	51.6	27.8	20.5
Sr Hi	11883	561	58.7	24.3	17.0
Total	20679	961	55.7	25.8	18.5

Table 6.8: What is the educational level of your father?

Grade Level	N of Valid	N of Miss	Some High School	High School Graduate	Some College	College Graduate
6th	1367	177	6.4	16.1	14.3	63.2
7th	3107	484	6.8	21.3	15.6	56.3
8th	3623	438	6.3	20.5	15.7	57.5
9th	3119	478	8.8	23.4	15.9	51.9
10th	3187	310	5.6	22.8	17.0	54.6
11th	2690	310	8.9	24.1	17.0	50.0
12th	2175	175	7.4	23.5	16.9	52.1
Jr Hi	8097	1099	6.5	20.1	15.4	58.0
Sr Hi	11171	1273	7.7	23.4	16.7	52.3
Total	19268	2372	7.2	22.0	16.1	54.7

Table 6.9: What is the educational level of your mother?

Grade Level	N of Valid	N of Miss	Some High School	High School Graduate	Some College	College Graduate
6th	1390	154	4.4	16.3	15.0	64.3
7th	3162	429	4.6	20.6	17.4	57.4
8th	3690	371	4.0	20.5	17.3	58.2
9th	3198	399	7.1	22.6	17.6	52.8
10th	3229	268	3.9	23.4	17.0	55.7
11th	2767	233	6.9	24.4	19.9	48.8
12th	2207	143	4.5	24.4	19.0	52.0
Jr Hi	8242	954	4.3	19.8	16.9	58.9
Sr Hi	11401	1043	5.6	23.6	18.3	52.5
Total	19643	1997	5.1	22.0	17.7	55.2

## 6.2 Student Characteristics

Table 6.10: Do you make good grades?

Grade Level	N of Valid	N of Miss	Never	Seldom	Sometimes	Often	A Lot
6th	1535	9	2.4	1.1	14.5	37.3	44.7
7th	3581	10	0.8	1.6	20.4	38.4	38.7
8th	4042	19	1.1	1.9	21.3	38.7	37.0
9th	3581	16	1.5	3.0	26.4	37.7	31.3
10th	3486	11	1.1	2.5	27.0	39.4	30.0
11th	2991	9	0.8	2.8	26.7	41.6	28.0
12th	2342	8	1.6	3.0	23.3	38.8	33.3
Jr Hi	9158	38	1.2	1.7	19.8	38.4	38.9
Sr Hi	12400	44	1.3	2.8	26.1	39.3	30.5
Total	21558	82	1.2	2.3	23.4	38.9	34.1

Table 6.11: Do you get into trouble at school?

Grade Level	N of Valid	N of Miss	Never	Seldom	Sometimes	Often	A Lot
6th	1519	25	48.5	31.3	14.5	2.2	3.5
7th	3562	29	41.5	34.9	17.5	3.4	2.7
8th	4040	21	38.1	37.0	18.2	4.2	2.5
9th	3575	22	38.6	38.2	17.2	3.6	2.3
10th	3482	15	45.0	37.2	13.6	3.0	1.3
11th	2987	13	49.5	34.7	12.2	2.4	1.2
12th	2341	9	50.1	34.0	11.5	2.2	2.2
Jr Hi	9121	75	41.2	35.2	17.3	3.5	2.8
Sr Hi	12385	59	45.2	36.3	13.9	2.9	1.8
Total	21506	134	43.5	35.8	15.3	3.1	2.2

Table 6.12: Do you take part in school sports teams?

Grade Level	N of Valid	N of Miss	Never	Seldom	Sometimes	Often	A Lot
6th	1429	115	52.3	8.5	12.9	11.3	15.1
7th	3475	116	25.5	11.7	18.2	17.6	27.0
8th	3940	121	23.9	10.6	17.4	19.1	29.0
9th	3481	116	28.9	12.4	16.1	16.5	26.1
10th	3416	81	30.3	11.8	14.0	17.3	26.6
11th	2940	60	32.2	13.1	13.7	17.0	23.9
12th	2294	56	36.0	13.2	14.6	13.7	22.5
Jr Hi	8844	352	29.1	10.7	17.0	17.2	26.0
Sr Hi	12131	313	31.4	12.5	14.6	16.3	25.0
Total	20975	665	30.5	11.8	15.6	16.7	25.4

Table 6.13: Do you take part in school activities such as band, clubs, etc?

Grade Level	N of Valid	N of Miss	Never	Seldom	Sometimes	Often	A Lot
6th	1528	16	22.8	9.9	17.3	19.5	30.4
7th	3559	32	24.5	12.9	19.5	19.5	23.7
8th	4028	33	26.1	15.4	20.6	18.4	19.5
9th	3581	16	30.6	17.0	21.0	16.6	14.9
10th	3473	24	27.0	16.8	20.5	17.2	18.5
11th	2979	21	26.7	17.0	18.9	19.2	18.2
12th	2340	10	27.0	16.2	19.4	17.4	20.0
Jr Hi	9115	81	24.9	13.5	19.6	19.0	23.0
Sr Hi	12373	71	28.0	16.8	20.1	17.6	17.7
Total	21488	152	26.7	15.4	19.9	18.2	19.9

Table 6.14: Do you take part in community activities such as scouts, rec. teams, youth clubs, etc?

Grade Level	N of Valid	N of Miss	Never	Seldom	Sometimes	Often	A Lot
6th	1501	43	32.6	11.4	14.8	15.5	25.8
7th	3522	69	35.2	16.2	15.8	14.3	18.5
8th	4003	58	33.4	17.7	18.8	14.9	15.3
9th	3554	43	39.3	20.5	16.7	12.8	10.7
10th	3471	26	36.7	21.1	18.8	12.3	11.1
11th	2973	27	36.0	22.5	19.1	12.6	9.8
12th	2329	21	36.1	21.4	18.2	12.5	11.8
Jr Hi	9026	170	34.0	16.0	17.0	14.7	18.3
Sr Hi	12327	117	37.2	21.3	18.2	12.6	10.8
Total	21353	287	35.8	19.1	17.6	13.5	14.0

Table 6.15: Do you attend church, synagogue, etc.?

Grade Level	N of Valid	N of Miss	Never	Seldom	Sometimes	Often	A Lot
6th	1505	39	20.2	12.6	21.8	20.1	25.2
7th	3524	67	19.7	17.0	22.5	17.6	23.2
8th	4006	55	21.2	18.3	21.7	18.0	20.7
9th	3548	49	23.4	21.5	24.2	14.5	16.5
10th	3456	41	26.4	24.1	22.3	12.1	15.1
11th	2970	30	27.4	25.0	22.0	12.2	13.4
12th	2329	21	33.5	27.1	18.7	9.1	11.6
Jr Hi	9035	161	20.4	16.9	22.0	18.2	22.4
Sr Hi	12303	141	27.1	24.1	22.1	12.2	14.4
Total	21338	302	24.3	21.1	22.1	14.8	17.8

Table 6.16: Have you threatened to harm a teacher?

Grade Level	N of Valid	N of Miss	Never	Seldom	Sometimes	Often	A Lot
6th	1494	50	94.7	1.7	0.8	0.2	2.5
7th	3508	83	94.8	2.9	1.0	0.5	0.8
8th	3976	85	92.0	4.4	1.6	0.7	1.3
9th	3503	94	91.2	4.7	2.1	0.6	1.4
10th	3427	70	91.8	5.0	1.5	0.7	1.0
11th	2930	70	91.9	5.2	1.6	0.5	0.8
12th	2309	41	90.4	4.9	1.9	0.7	1.9
Jr Hi	8978	218	93.5	3.4	1.2	0.5	1.3
Sr Hi	12169	275	91.4	5.0	1.8	0.6	1.3
Total	21147	493	92.3	4.3	1.5	0.6	1.3

Table 6.17: Have you threatened to harm one or both of your parents, guardians, etc.?

Grade Level	N of Valid	N of Miss	Never	Seldom	Sometimes	Often	A Lot
6th	1526	18	91.9	4.1	1.2	0.5	2.4
7th	3562	29	91.1	6.0	1.7	0.5	0.7
8th	4030	31	87.3	7.5	2.9	1.0	1.3
9th	3576	21	86.5	7.8	3.4	1.0	1.4
10th	3480	17	85.8	9.3	3.0	0.7	1.2
11th	2988	12	87.0	8.9	2.3	0.9	0.9
12th	2342	8	85.1	8.8	3.4	0.9	1.8
Jr Hi	9118	78	89.6	6.4	2.1	0.7	1.3
Sr Hi	12386	58	86.1	8.6	3.0	0.9	1.3
Total	21504	136	87.6	7.7	2.6	0.8	1.3

Table 6.18: Do your parents talk with you about the problems of tobacco use?

Grade Level	N of Valid	N of Miss	Never	Seldom	Sometimes	Often	A Lot
6th	1527	17	16.8	17.0	31.3	20.0	14.9
7th	3541	50	16.5	20.3	31.2	18.6	13.4
8th	4010	51	20.3	22.8	29.7	16.5	10.7
9th	3561	36	22.1	24.2	29.3	14.6	9.9
10th	3465	32	22.5	27.2	28.9	13.9	7.6
11th	2979	21	22.3	27.4	30.7	12.5	7.0
12th	2333	17	29.1	27.5	27.3	10.5	5.6
Jr Hi	9078	118	18.3	20.9	30.5	17.9	12.5
Sr Hi	12338	106	23.6	26.4	29.1	13.1	7.7
Total	21416	224	21.3	24.1	29.7	15.1	9.7

Table 6.19: Do your parents talk with you about the problems of alcohol use?

Grade Level	N of Valid	N of Miss	Never	Seldom	Sometimes	Often	A Lot
6th	1526	18	17.1	19.3	30.4	18.9	14.3
7th	3553	38	17.7	21.2	29.9	18.1	13.1
8th	4024	37	20.4	23.3	29.4	15.7	11.2
9th	3572	25	21.3	23.2	29.5	15.8	10.3
10th	3483	14	19.7	26.4	29.8	15.5	8.6
11th	2986	14	19.4	25.4	31.9	15.2	8.1
12th	2333	17	22.0	28.4	29.7	12.9	6.9
Jr Hi	9103	93	18.8	21.8	29.8	17.2	12.5
Sr Hi	12374	70	20.5	25.6	30.2	15.0	8.6
Total	21477	163	19.8	24.0	30.0	15.9	10.3

Table 6.20: Do your parents talk with you about the problems of drug use?

Grade Level	N of Valid	N of Miss	Never	Seldom	Sometimes	Often	A Lot
6th	1522	22	15.6	15.2	27.7	21.0	20.4
7th	3538	53	14.6	19.1	29.3	19.6	17.5
8th	4019	42	17.0	22.1	28.9	18.1	13.8
9th	3564	33	18.4	21.9	30.2	16.2	13.3
10th	3475	22	18.4	25.2	29.9	16.3	10.1
11th	2978	22	17.7	25.6	31.4	16.1	9.2
12th	2329	21	22.6	28.4	29.5	11.9	7.6
Jr Hi	9079	117	15.8	19.8	28.8	19.2	16.3
Sr Hi	12346	98	19.0	25.0	30.3	15.4	10.4
Total	21425	215	17.7	22.8	29.7	17.0	12.9

Table 6.21: Do your teachers talk with you about the problems of alcohol use?

Grade Level	N of Valid	N of Miss	Never	Seldom	Sometimes	Often	A Lot
6th	1510	34	13.4	22.2	28.4	19.3	16.7
7th	3527	64	13.4	20.6	32.4	21.6	12.1
8th	3998	63	16.6	25.3	32.1	17.4	8.6
9th	3558	39	25.1	32.2	26.8	11.0	4.9
10th	3461	36	23.7	33.2	28.2	10.9	4.1
11th	2971	29	24.5	36.3	27.3	8.6	3.2
12th	2325	25	25.3	35.7	26.7	9.2	3.2
Jr Hi	9035	161	14.8	22.9	31.6	19.4	11.3
Sr Hi	12315	129	24.6	34.1	27.3	10.1	4.0
Total	21350	290	20.5	29.4	29.1	14.0	7.1

Table 6.22: Do your teachers talk with you about the problems of drug use?

Grade Level	N of Valid	N of Miss	Never	Seldom	Sometimes	Often	A Lot
6th	1509	35	12.5	20.3	28.8	20.4	18.1
7th	3539	52	11.5	19.9	32.0	22.7	13.9
8th	4004	57	15.5	23.6	32.1	18.7	10.1
9th	3560	37	22.2	31.1	28.3	11.9	6.5
10th	3459	38	20.9	33.3	29.4	11.7	4.7
11th	2973	27	22.5	34.8	28.8	10.3	3.5
12th	2330	20	22.9	34.8	29.6	9.0	3.6
Jr Hi	9052	144	13.4	21.6	31.5	20.5	12.9
Sr Hi	12322	122	22.1	33.3	29.0	10.9	4.7
Total	21374	266	18.4	28.4	30.1	15.0	8.2

Table 6.23: Does your school set clear rules on bringing a gun to school?

Grade Level	N of Valid	N of Miss	Never	Seldom	Sometimes	Often	A Lot
6th	1509	35	8.7	7.4	7.8	13.6	62.6
7th	3508	83	8.0	7.9	9.7	16.2	58.2
8th	3982	79	10.1	9.3	11.7	17.5	51.5
9th	3535	62	10.3	8.8	12.3	19.8	48.7
10th	3449	48	8.1	9.7	12.1	19.6	50.6
11th	2956	44	8.4	9.1	12.3	20.6	49.7
12th	2317	33	9.3	9.9	13.7	20.1	47.0
Jr Hi	8999	197	9.0	8.4	10.2	16.3	56.0
Sr Hi	12257	187	9.0	9.3	12.5	20.0	49.2
Total	21256	384	9.0	8.9	11.5	18.4	52.0

Table 6.24: Does your school set clear rules on using drugs at school?

Grade Level	N of Valid	N of Miss	Never	Seldom	Sometimes	Often	A Lot
6th	1502	42	6.7	4.9	8.1	15.8	64.6
7th	3495	96	5.1	5.8	10.1	18.6	60.4
8th	3976	85	6.1	7.2	12.0	20.5	54.2
9th	3528	69	7.1	8.4	13.2	22.9	48.4
10th	3445	52	4.8	7.8	14.0	24.6	48.7
11th	2939	61	4.7	7.5	12.7	23.9	51.3
12th	2319	31	5.0	6.7	14.7	25.4	48.1
Jr Hi	8973	223	5.8	6.3	10.6	19.0	58.4
Sr Hi	12231	213	5.5	7.7	13.6	24.1	49.1
Total	21204	436	5.6	7.1	12.3	21.9	53.0

Table 6.25: Does your school set clear rules on bullying or threatening other students at school?

Grade Level	N of Valid	N of Miss	Never	Seldom	Sometimes	Often	A Lot
6th	1513	31	5.6	4.8	10.6	23.5	55.5
7th	3535	56	4.4	6.7	13.2	26.0	49.7
8th	4008	53	5.1	7.8	15.5	26.8	44.7
9th	3548	49	8.3	11.4	22.0	26.8	31.5
10th	3469	28	6.4	12.8	22.2	27.2	31.4
11th	2967	33	7.1	13.7	23.0	29.3	27.0
12th	2325	25	7.7	15.1	24.6	26.5	26.1
Jr Hi	9056	140	4.9	6.9	13.8	26.0	48.5
Sr Hi	12309	135	7.4	13.0	22.8	27.4	29.4
Total	21365	275	6.3	10.4	19.0	26.8	37.5

Table 6.26: Does your school punish you when you break the rules?

Grade Level	N of Valid	N of Miss	Never	Seldom	Sometimes	Often	A Lot
6th	1497	47	6.0	3.9	13.4	29.6	47.0
7th	3506	85	3.4	4.2	13.2	29.2	50.0
8th	3974	87	3.5	4.6	13.9	31.5	46.5
9th	3518	79	4.1	4.6	15.2	30.0	46.0
10th	3444	53	3.2	5.3	17.0	31.6	42.9
11th	2947	53	2.9	5.7	16.8	35.8	38.8
12th	2311	39	4.1	6.0	20.5	34.2	35.2
Jr Hi	8977	219	3.9	4.3	13.5	30.3	48.0
Sr Hi	12220	224	3.5	5.3	17.1	32.7	41.4
Total	21197	443	3.7	4.9	15.6	31.7	44.2



Table 6.27: Do your parents set clear rules for you?

Grade Level	N of Valid	N of Miss	Never	Seldom	Sometimes	Often	A Lot
6th	1501	43	3.5	3.6	9.5	22.1	61.3
7th	3463	128	2.5	5.1	12.6	24.5	55.3
8th	3943	118	3.1	6.0	16.9	29.2	44.7
9th	3510	87	4.1	8.4	18.4	28.0	41.1
10th	3408	89	3.5	7.9	22.4	32.7	33.5
11th	2935	65	3.5	9.5	23.1	30.9	33.0
12th	2298	52	6.1	11.5	27.2	29.4	25.8
Jr Hi	8907	289	2.9	5.2	14.0	26.2	51.6
Sr Hi	12151	293	4.2	9.1	22.3	30.3	34.1
Total	21058	582	3.6	7.5	18.8	28.6	41.5

Table 6.28: Do your parents punish you when you break the rules?

Grade Level	N of Valid	N of Miss	Never	Seldom	Sometimes	Often	A Lot
6th	1504	40	6.8	9.4	21.9	29.1	32.9
7th	3519	72	5.6	10.2	25.1	27.8	31.2
8th	3995	66	6.8	10.9	26.6	29.0	26.7
9th	3556	41	8.5	12.9	25.6	26.7	26.3
10th	3453	44	8.1	14.8	29.6	26.0	21.6
11th	2961	39	8.6	17.7	29.9	25.7	18.1
12th	2323	27	13.1	20.9	29.1	20.7	16.3
Jr Hi	9018	178	6.3	10.4	25.2	28.6	29.5
Sr Hi	12293	151	9.3	16.1	28.4	25.1	21.1
Total	21311	329	8.0	13.7	27.1	26.6	24.7

Table 6.29: Have you been in trouble with the police?

Grade Level	N of Valid	N of Miss	Never	Seldom	Sometimes	Often	A Lot
6th	1506	38	88.7	5.6	2.4	0.7	2.6
7th	3517	74	85.6	8.0	3.4	1.3	1.7
8th	3982	79	79.8	10.8	5.4	1.4	2.7
9th	3543	54	75.5	12.6	6.5	2.4	2.9
10th	3438	59	75.7	14.2	6.4	1.5	2.2
11th	2965	35	74.9	15.5	6.1	1.8	1.8
12th	2321	29	74.8	14.6	6.5	1.6	2.4
Jr Hi	9005	191	83.6	8.8	4.1	1.2	2.3
Sr Hi	12267	177	75.3	14.1	6.4	1.8	2.4
Total	21272	368	78.8	11.9	5.4	1.6	2.3

Table 6.30: Do you take part in gang activities?

Grade Level	N of Valid	N of Miss	Never	Seldom	Sometimes	Often	A Lot
6th	1522	22	90.8	3.6	1.5	1.1	3.0
7th	3544	47	90.6	4.9	2.0	0.8	1.7
8th	3999	62	88.1	4.9	3.2	1.2	2.7
9th	3558	39	88.6	4.6	2.5	1.4	2.9
10th	3473	24	91.3	3.7	2.1	0.8	2.2
11th	2967	33	91.1	4.0	2.3	0.8	1.8
12th	2331	19	91.2	3.1	1.6	0.9	3.2
Jr Hi	9065	131	89.5	4.7	2.4	1.0	2.4
Sr Hi	12329	115	90.5	3.9	2.1	1.0	2.5
Total	21394	246	90.1	4.2	2.3	1.0	2.4

Table 6.31: Have you thought about committing suicide?

Grade Level	N of Valid	N of Miss	Never	Seldom	Sometimes	Often	A Lot
6th	1516	28	85.9	6.8	2.4	1.5	3.4
7th	3524	67	81.1	9.7	5.2	1.5	2.5
8th	4014	47	74.2	11.9	7.5	2.8	3.6
9th	3559	38	72.3	12.1	8.5	3.3	3.8
10th	3460	37	68.5	15.5	8.8	3.7	3.4
11th	2959	41	66.0	18.0	10.1	3.1	2.8
12th	2331	19	65.1	18.9	10.0	2.8	3.2
Jr Hi	9054	142	78.8	10.2	5.8	2.1	3.2
Sr Hi	12309	135	68.4	15.8	9.3	3.3	3.3
Total	21363	277	72.8	13.4	7.8	2.8	3.3

Table 6.32: While NOT at school have you carried a gun for protection or as a weapon?

Grade Level	N of Valid	N of Miss	Never	Seldom	Sometimes	Often	A Lot
6th	1519	25	94.1	1.6	0.9	0.6	2.8
7th	3548	43	94.7	2.5	1.3	0.7	0.8
8th	4032	29	93.0	3.2	1.5	0.8	1.5
9th	3562	35	90.6	3.7	2.6	1.0	2.1
10th	3475	22	92.8	3.3	1.7	0.8	1.4
11th	2964	36	92.1	3.6	2.0	0.7	1.6
12th	2329	21	90.6	4.0	2.1	0.9	2.4
Jr Hi	9099	97	93.9	2.7	1.3	0.7	1.4
Sr Hi	12330	114	91.6	3.6	2.1	0.9	1.8
Total	21429	211	92.5	3.2	1.8	0.8	1.7

Table 6.33: Have you received treatment or counseling for alcohol and/or drug use?

Grade Level	N of Valid	N of Miss	Never	Seldom	Sometimes	Often	A Lot
6th	1514	30	95.2	1.6	0.7	0.7	1.8
7th	3544	47	96.9	1.3	0.8	0.3	0.7
8th	4026	35	96.2	1.5	1.0	0.5	0.8
9th	3559	38	94.3	1.9	1.6	1.1	1.1
10th	3473	24	95.2	1.9	1.4	0.7	0.8
11th	2968	32	94.0	2.5	2.0	0.6	0.9
12th	2329	21	93.3	2.5	1.7	0.8	1.7
Jr Hi	9084	112	96.3	1.5	0.9	0.5	0.9
Sr Hi	12329	115	94.3	2.2	1.7	0.8	1.1
Total	21413	227	95.1	1.9	1.3	0.7	1.0

Table 6.34: Have you been caught using alcohol?

Grade Level	N of Valid	N of Miss	Never	Seldom	Sometimes	Often	A Lot
6th	1520	24	95.0	1.8	0.9	0.2	2.1
7th	3537	54	94.3	2.9	1.3	0.5	1.0
8th	4005	56	88.6	5.4	3.7	1.1	1.2
9th	3547	50	79.9	8.8	5.8	2.8	2.8
10th	3468	29	69.2	13.6	10.5	3.3	3.4
11th	2958	42	62.3	16.1	13.4	4.2	4.0
12th	2327	23	55.9	16.2	15.5	5.7	6.7
Jr Hi	9062	134	91.9	3.8	2.3	0.7	1.3
Sr Hi	12300	144	68.1	13.3	10.8	3.8	4.0
Total	21362	278	78.2	9.3	7.2	2.5	2.8

Table 6.35: Have you been caught using drugs?

Grade Level	N of Valid	N of Miss	Never	Seldom	Sometimes	Often	A Lot
6th	1512	32	96.2	0.9	0.3	0.3	2.2
7th	3506	85	97.5	1.2	0.4	0.2	0.7
8th	3991	70	94.8	2.0	1.4	0.7	1.2
9th	3534	63	90.4	3.7	2.5	1.4	2.0
10th	3458	39	86.8	5.5	4.0	1.4	2.3
11th	2948	52	83.6	7.0	4.5	2.4	2.4
12th	2318	32	79.3	8.8	6.2	2.5	3.2
Jr Hi	9009	187	96.1	1.5	0.8	0.4	1.2
Sr Hi	12258	186	85.7	5.9	4.1	1.8	2.4
Total	21267	373	90.1	4.1	2.7	1.2	1.9

Table 6.36: Do you have an adult, other than your parent or guardian, that you talk to about problems?

Grade Level	N of Valid	N of Miss	Never	Seldom	Sometimes	Often	A Lot
6th	1513	31	26.7	17.2	21.0	14.3	20.8
7th	3523	68	27.8	17.8	21.2	14.6	18.5
8th	4003	58	27.2	18.5	22.8	13.8	17.8
9th	3543	54	30.2	17.0	22.8	12.9	17.1
10th	3478	19	27.2	18.1	22.5	14.2	18.0
11th	2956	44	25.3	17.6	23.7	17.1	16.3
12th	2328	22	27.9	18.0	23.4	15.2	15.5
Jr Hi	9039	157	27.4	18.0	21.9	14.2	18.6
Sr Hi	12305	139	27.8	17.6	23.0	14.7	16.9
Total	21344	296	27.6	17.8	22.5	14.5	17.6

Table 6.37: Do you buy or sell drugs at school?

Grade Level	N of Valid	N of Miss	Never	Seldom	Sometimes	Often	A Lot
6th	1515	29	96.3	0.6	0.3	0.2	2.6
7th	3543	48	97.7	0.8	0.5	0.2	0.8
8th	4008	53	94.8	1.7	1.3	0.6	1.6
9th	3547	50	90.8	3.4	2.6	0.6	2.5
10th	3468	29	86.7	5.2	3.8	1.5	2.8
11th	2966	34	86.4	5.5	4.2	1.9	2.1
12th	2325	25	83.2	6.5	4.9	1.9	3.4
Jr Hi	9066	130	96.2	1.2	0.8	0.4	1.4
Sr Hi	12306	138	87.2	5.0	3.7	1.4	2.7
Total	21372	268	91.0	3.4	2.5	1.0	2.1

Table 6.38: Do you buy or sell drugs when NOT at school?

Grade Level	N of Valid	N of Miss	Never	Seldom	Sometimes	Often	A Lot
6th	1516	28	96.2	0.7	0.4	0.3	2.5
7th	3536	55	96.6	1.3	0.9	0.4	0.8
8th	4015	46	91.9	2.7	2.1	1.3	2.0
9th	3541	56	85.0	5.0	3.8	2.1	4.1
10th	3455	42	77.7	7.4	6.6	3.5	4.7
11th	2948	52	74.4	9.4	7.1	4.4	4.9
12th	2311	39	67.5	10.1	9.6	5.4	7.4
Jr Hi	9067	129	94.4	1.8	1.4	0.8	1.6
Sr Hi	12255	189	77.1	7.7	6.5	3.7	5.1
Total	21322	318	84.5	5.2	4.3	2.4	3.6

Table 6.39: Do your friends use tobacco? (cigarettes, cigars, etc...)?

Grade Level	N of Valid	N of Miss	Never	Seldom	Sometimes	Often	A Lot
6th	1522	22	87.4	4.8	2.4	1.7	3.7
7th	3510	81	76.7	10.6	7.0	2.3	3.5
8th	3999	62	58.1	13.0	13.6	6.7	8.6
9th	3530	67	39.1	15.0	19.5	11.1	15.3
10th	3465	32	27.6	16.5	22.7	13.7	19.5
11th	2967	33	19.6	16.1	25.4	16.7	22.1
12th	2324	26	14.1	15.6	25.4	17.4	27.5
Jr Hi	9031	165	70.3	10.7	9.1	4.2	5.8
Sr Hi	12286	158	26.4	15.8	22.9	14.4	20.5
Total	21317	323	45.0	13.6	17.1	10.1	14.2

Table 6.40: Do your friends use alcohol? (beer, liquor, etc...)?

Grade Level	N of Valid	N of Miss	Never	Seldom	Sometimes	Often	A Lot
6th	1520	24	89.3	4.1	2.2	1.2	3.3
7th	3505	86	72.9	12.3	8.2	3.1	3.5
8th	3995	66	48.3	16.4	16.6	9.2	9.6
9th	3534	63	26.0	16.2	22.4	15.9	19.5
10th	3462	35	12.6	12.0	24.5	22.2	28.7
11th	2960	40	8.6	9.5	24.9	24.2	32.8
12th	2321	29	5.5	7.5	21.1	25.0	40.8
Jr Hi	9020	176	64.7	12.7	10.9	5.5	6.2
Sr Hi	12277	167	14.1	11.8	23.3	21.4	29.3
Total	21297	343	35.6	12.2	18.1	14.6	19.5

Table 6.41: Do your friends use drugs? (marijuana, cocaine, etc...)?

Grade Level	N of Valid	N of Miss	Never	Seldom	Sometimes	Often	A Lot
6th	1502	42	92.8	1.5	1.6	0.8	3.3
7th	3479	112	86.0	6.6	3.8	1.4	2.2
8th	3975	86	66.5	11.8	9.0	5.4	7.3
9th	3515	82	45.7	16.2	14.5	9.6	14.0
10th	3451	46	30.9	17.0	20.0	13.9	18.2
11th	2959	41	23.9	16.2	23.8	16.0	20.1
12th	2321	29	18.1	15.7	21.8	18.3	26.2
Jr Hi	8956	240	78.5	8.1	5.7	3.1	4.6
Sr Hi	12246	198	31.0	16.3	19.7	14.0	19.0
Total	21202	438	51.1	12.8	13.8	9.4	12.9

Table 6.42: Do your parents set clear rules about violent TV, movies and video games?

Grade Level	N of Valid	N of Miss	Never	Seldom	Sometimes	Often	A Lot
6th	1523	21	20.4	20.4	24.3	17.0	17.9
7th	3534	57	31.1	21.5	23.5	12.9	11.0
8th	4024	37	41.0	24.7	18.9	9.0	6.4
9th	3558	39	54.2	22.4	13.5	5.6	4.2
10th	3472	25	61.3	21.2	10.8	3.5	3.1
11th	2966	34	67.6	19.6	7.7	3.0	2.1
12th	2330	20	75.4	15.0	5.7	2.3	1.6
Jr Hi	9081	115	33.7	22.7	21.6	11.8	10.1
Sr Hi	12326	118	63.5	20.0	9.9	3.8	2.9
Total	21407	233	50.8	21.1	14.9	7.2	6.0

Table 6.43: Have you had 5 or more glasses of beer, wine or liquor within a few hours?

Grade Level	N of Valid	N of Miss	Never	Seldom	Sometimes	Often	A Lot
6th	1513	31	94.4	1.7	0.7	0.3	2.8
7th	3521	70	92.6	3.2	2.0	0.8	1.4
8th	4018	43	82.0	6.8	4.9	2.8	3.6
9th	3547	50	67.9	9.3	9.4	5.4	8.0
10th	3467	30	52.6	11.5	15.3	8.6	12.0
11th	2960	40	45.1	12.0	18.1	10.2	14.6
12th	2323	27	37.5	13.0	19.5	10.8	19.2
Jr Hi	9052	144	88.2	4.6	3.0	1.6	2.6
Sr Hi	12297	147	52.4	11.3	15.1	8.5	12.8
Total	21349	291	67.5	8.4	10.0	5.6	8.5

Table 6.44: Have you driven a car after or while drinking alcohol??

Grade Level	N of Valid	N of Miss	Never	Seldom	Sometimes	Often	A Lot
6th	1506	38	96.9	0.5	0.2	0.2	2.1
7th	3501	90	98.1	0.7	0.4	0.2	0.6
8th	3990	71	96.8	1.0	0.6	0.5	1.1
9th	3533	64	94.5	2.1	1.0	0.4	1.9
10th	3453	44	95.0	2.3	1.2	0.3	1.1
11th	2962	38	90.0	5.7	2.2	0.7	1.4
12th	2323	27	78.3	11.5	5.5	1.8	3.0
Jr Hi	8997	199	97.4	0.8	0.5	0.3	1.1
Sr Hi	12271	173	90.5	4.8	2.2	0.7	1.8
Total	21268	372	93.4	3.1	1.5	0.5	1.5

Table 6.45: Do you surf the internet for fun?

Grade Level	N of Valid	N of Miss	Never	Seldom	Sometimes	Often	A Lot
6th	1502	42	21.6	12.5	20.9	16.4	28.6
7th	3483	108	16.5	14.0	22.7	16.8	30.1
8th	3992	69	14.0	13.2	22.1	17.7	32.9
9th	3533	64	14.4	13.8	23.5	17.7	30.6
10th	3459	38	11.0	15.5	23.9	18.0	31.5
11th	2951	49	12.4	15.4	25.7	19.7	26.8
12th	2327	23	12.8	16.2	23.8	18.1	29.0
Jr Hi	8977	219	16.3	13.4	22.1	17.2	31.1
Sr Hi	12270	174	12.7	15.2	24.2	18.4	29.6
Total	21247	393	14.2	14.4	23.3	17.9	30.2

Table 6.46: Have you skipped school in the past year?

Grade Level	N of Valid	N of Miss	Never	Seldom	Sometimes	Often	A Lot
6th	1511	33	88.5	6.0	2.0	0.9	2.6
7th	3505	86	84.4	9.2	3.4	1.4	1.5
8th	3987	74	79.8	10.5	4.6	2.1	3.1
9th	3531	66	73.2	12.1	7.2	2.5	5.0
10th	3454	43	68.3	16.0	8.3	2.6	4.8
11th	2953	47	59.7	19.2	11.3	4.1	5.8
12th	2313	37	45.9	21.5	17.3	6.4	8.8
Jr Hi	9003	193	83.0	9.2	3.7	1.6	2.4
Sr Hi	12251	193	63.4	16.7	10.4	3.6	5.8
Total	21254	386	71.7	13.5	7.6	2.8	4.4

Table 6.47: Have you seen ads on TV that encourage NO drug use?

Grade Level	N of Valid	N of Miss	Never	Seldom	Sometimes	Often	A Lot
6th	1494	50	11.9	9.4	19.1	19.2	40.3
7th	3506	85	8.7	9.0	18.9	23.2	40.1
8th	3999	62	6.7	8.2	18.5	24.6	42.1
9th	3531	66	8.1	7.3	19.1	26.0	39.5
10th	3463	34	5.0	7.1	21.9	29.5	36.4
11th	2959	41	5.5	7.7	22.9	30.7	33.2
12th	2324	26	4.9	7.6	24.8	33.3	29.4
Jr Hi	8999	197	8.3	8.7	18.8	23.2	41.0
Sr Hi	12277	167	6.0	7.4	21.9	29.5	35.2
Total	21276	364	7.0	8.0	20.6	26.8	37.7

Table 6.48: Does your school have a security officer?

Grade Level	N of Valid	N of Miss	Yes	No
6th	1492	52	69.6	30.4
7th	3344	247	72.3	27.7
8th	3942	119	68.9	31.1
9th	3483	114	75.2	24.8
10th	3426	71	80.0	20.0
11th	2933	67	82.3	17.7
12th	2313	37	81.5	18.5
Jr Hi	8778	418	70.3	29.7
Sr Hi	12155	289	79.5	20.5
Total	20933	707	75.6	24.4



Table 6.49: Do you think your school needs a security officer?

Grade Level	N of Valid	N of Miss	N of	
			Yes	No
6th	1487	57	59.2	40.8
7th	3380	211	55.6	44.4
8th	3935	126	48.6	51.4
9th	3468	129	56.3	43.7
10th	3418	79	52.0	48.0
11th	2930	70	54.7	45.3
12th	2309	41	44.3	55.7
Jr Hi	8802	394	53.1	46.9
Sr Hi	12125	319	52.4	47.6
Total	20927	713	52.7	47.3

Table 6.50: Does your school have a drug screening program?

Grade Level	N of Valid	N of Miss	N of	
			Yes	No
6th	1408	136	18.6	81.4
7th	3120	471	20.5	79.5
8th	3762	299	17.0	83.0
9th	3245	352	25.9	74.1
10th	3290	207	19.2	80.8
11th	2818	182	16.9	83.1
12th	2251	99	12.9	87.1
Jr Hi	8290	906	18.6	81.4
Sr Hi	11604	840	19.3	80.7
Total	19894	1746	19.0	81.0

Table 6.51: Does your school's drug screening program include all students?

Grade Level	N of Valid	N of Miss	N of	
			Yes	No
6th	1338	206	17.3	82.7
7th	2852	739	18.4	81.6
8th	3503	558	13.2	86.8
9th	3087	510	15.6	84.4
10th	3110	387	10.2	89.8
11th	2666	334	9.6	90.4
12th	2120	230	7.6	92.4
Jr Hi	7693	1503	15.9	84.1
Sr Hi	10983	1461	11.1	88.9
Total	18676	2964	13.0	87.0

Table 6.52: If your school does not screen all students, do you participate in an activity that is part of the drug screening program?

Grade Level	N of Valid	N of Miss	Yes	No
6th	1366	178	11.7	88.3
7th	2930	661	11.2	88.8
8th	3569	492	10.2	89.8
9th	3166	431	10.4	89.6
10th	3184	313	7.9	92.1
11th	2723	277	8.9	91.1
12th	2183	167	6.2	93.8
Jr Hi	7865	1331	10.8	89.2
Sr Hi	11256	1188	8.5	91.5
Total	19121	2519	9.5	90.5

Table 6.53: Have you been screened for drugs at school?

Grade Level	N of Valid	N of Miss	Yes	No
6th	1447	97	4.6	95.4
7th	3223	368	5.4	94.6
8th	3857	204	5.5	94.5
9th	3407	190	7.1	92.9
10th	3370	127	4.6	95.4
11th	2892	108	6.6	93.4
12th	2275	75	4.9	95.1
Jr Hi	8527	669	5.3	94.7
Sr Hi	11944	500	5.9	94.1
Total	20471	1169	5.6	94.4

Table 6.54: Does your school have a student assistance program?

Grade Level	N of Valid	N of Miss	Yes	No
6th	1377	167	58.8	41.2
7th	3039	552	60.2	39.8
8th	3728	333	58.8	41.2
9th	3208	389	62.9	37.1
10th	3235	262	61.7	38.3
11th	2749	251	60.2	39.8
12th	2175	175	51.6	48.4
Jr Hi	8144	1052	59.3	40.7
Sr Hi	11367	1077	59.8	40.2
Total	19511	2129	59.6	40.4

Table 6.55: Have you participated in the student assistance program?

Grade Level	N of Valid	N of Miss	Yes	No
6th	1396	148	11.5	88.5
7th	3092	499	11.5	88.5
8th	3759	302	10.2	89.8
9th	3269	328	8.2	91.8
10th	3258	239	6.7	93.3
11th	2788	212	7.5	92.5
12th	2191	159	8.2	91.8
Jr Hi	8247	949	10.9	89.1
Sr Hi	11506	938	7.6	92.4
Total	19753	1887	9.0	91.0

Table 6.56: If you participated, was the student assistance program helpful?

Grade Level	N of Valid	N of Miss	Yes	No
6th	1153	391	20.8	79.2
7th	2460	1131	18.7	81.3
8th	3059	1002	12.7	87.3
9th	2517	1080	11.8	88.2
10th	2508	989	9.4	90.6
11th	2098	902	10.6	89.4
12th	1716	634	10.1	89.9
Jr Hi	6672	2524	16.3	83.7
Sr Hi	8839	3605	10.5	89.5
Total	15511	6129	13.0	87.0

### 6.3 Harmful To Health

Table 6.57: Do you feel that using cigarettes is harmful to your health?

Grade Level	N of Valid	N of Miss	No Harm	Some Harm	Harmful	Very Harmful
6th	1515	29	3.8	4.8	27.3	64.0
7th	3497	94	2.4	7.8	31.5	58.2
8th	3980	81	2.6	9.4	33.3	54.6
9th	3543	54	4.4	11.8	35.8	48.0
10th	3447	50	2.6	11.8	34.0	51.6
11th	2941	59	2.4	10.5	35.3	51.7
12th	2306	44	3.3	10.2	34.8	51.7
Jr Hi	8992	204	2.7	8.0	31.6	57.6
Sr Hi	12237	207	3.2	11.2	35.0	50.6
Total	21229	411	3.0	9.9	33.6	53.6

Table 6.58: Do you feel that using smokeless tobacco is harmful to your health?

Grade Level	N of Valid	N of Miss	No Harm	Some Harm	Harmful	Very Harmful
6th	1504	40	4.9	7.0	26.7	61.4
7th	3469	122	2.9	9.2	30.6	57.3
8th	3957	104	3.5	10.8	33.4	52.3
9th	3518	79	4.9	13.5	36.0	45.5
10th	3431	66	2.9	13.3	37.1	46.8
11th	2915	85	3.2	12.9	37.3	46.6
12th	2298	52	3.5	13.4	37.1	46.0
Jr Hi	8930	266	3.5	9.5	31.2	55.8
Sr Hi	12162	282	3.7	13.3	36.8	46.2
Total	21092	548	3.6	11.7	34.4	50.3

Table 6.59: Do you feel that using cigars is harmful to your health?

Grade Level	N of Valid	N of Miss	No Harm	Some Harm	Harmful	Very Harmful
6th	1513	31	4.9	13.7	29.1	52.2
7th	3486	105	4.2	19.5	31.3	45.1
8th	3961	100	5.0	22.3	33.2	39.6
9th	3523	74	6.7	23.8	34.8	34.8
10th	3433	64	5.3	25.8	33.9	34.9
11th	2932	68	5.2	24.4	35.4	35.0
12th	2299	51	5.2	24.9	34.5	35.4
Jr Hi	8960	236	4.6	19.7	31.8	43.9
Sr Hi	12187	257	5.7	24.7	34.6	35.0
Total	21147	493	5.2	22.6	33.4	38.8

Table 6.60: Do you feel that using beer is harmful to your health?

Grade Level	N of Valid	N of Miss	No Harm	Some Harm	Harmful	Very Harmful
6th	1514	30	6.9	28.7	30.4	34.1
7th	3488	103	7.4	34.4	30.2	28.0
8th	3952	109	9.8	41.2	27.0	21.9
9th	3527	70	14.4	46.3	24.3	15.0
10th	3448	49	13.2	50.3	23.1	13.3
11th	2932	68	13.8	49.9	24.0	12.3
12th	2307	43	13.8	52.3	21.7	12.2
Jr Hi	8954	242	8.4	36.5	28.8	26.3
Sr Hi	12214	230	13.8	49.4	23.4	13.4
Total	21168	472	11.5	43.9	25.7	18.8

Table 6.61: Do you feel that using wine coolers is harmful to your health?

Grade Level	N of Valid	N of Miss	No Harm	Some Harm	Harmful	Very Harmful
6th	1477	67	11.6	31.6	26.9	29.8
7th	3447	144	13.9	37.1	25.2	23.8
8th	3935	126	16.9	43.5	21.9	17.8
9th	3507	90	25.5	44.0	18.6	11.8
10th	3435	62	24.5	48.1	16.6	10.8
11th	2926	74	24.9	50.2	15.9	9.0
12th	2296	54	23.8	51.6	14.9	9.8
Jr Hi	8859	337	14.8	39.0	24.0	22.1
Sr Hi	12164	280	24.8	48.1	16.7	10.5
Total	21023	617	20.6	44.2	19.8	15.4

Table 6.62: Do you feel that using liquor is harmful to your health?

Grade Level	N of Valid	N of Miss	No Harm	Some Harm	Harmful	Very Harmful
6th	1503	41	5.7	19.9	32.9	41.5
7th	3461	130	5.2	24.8	34.1	35.9
8th	3939	122	7.2	29.5	34.2	29.1
9th	3519	78	10.5	35.0	32.4	22.1
10th	3436	61	9.4	39.1	31.3	20.2
11th	2929	71	9.5	39.6	32.5	18.4
12th	2296	54	10.8	40.9	31.7	16.6
Jr Hi	8903	293	6.1	26.1	34.0	33.8
Sr Hi	12180	264	10.0	38.4	32.0	19.6
Total	21083	557	8.4	33.2	32.8	25.6

Table 6.63: Do you feel that using marijuana is harmful to your health?

Grade Level	N of Valid	N of Miss	No Harm	Some Harm	Harmful	Very Harmful
6th	1501	43	4.4	2.5	8.9	84.2
7th	3482	109	2.8	4.3	12.5	80.4
8th	3958	103	4.3	8.0	16.9	70.8
9th	3524	73	8.6	13.0	22.8	55.6
10th	3437	60	8.7	19.0	27.1	45.2
11th	2930	70	10.2	22.7	29.4	37.8
12th	2292	58	11.3	27.8	29.7	31.2
Jr Hi	8941	255	3.8	5.6	13.9	76.8
Sr Hi	12183	261	9.5	19.8	26.9	43.8
Total	21124	516	7.1	13.8	21.4	57.7

Table 6.64: Do you feel that using cocaine is harmful to your health?

Grade Level	N of Valid	N of Miss	No Harm	Some Harm	Harmful	Very Harmful
6th	1497	47	4.0	1.5	7.8	86.7
7th	3479	112	2.0	2.2	9.7	86.1
8th	3959	102	2.1	2.7	11.7	83.5
9th	3520	77	3.7	3.3	13.5	79.5
10th	3444	53	2.1	1.9	13.0	83.0
11th	2929	71	2.3	2.5	11.9	83.2
12th	2303	47	3.0	2.8	11.7	82.4
Jr Hi	8935	261	2.4	2.3	10.3	85.0
Sr Hi	12196	248	2.8	2.6	12.6	81.9
Total	21131	509	2.6	2.5	11.6	83.3

Table 6.65: Do you feel that using uppers is harmful to your health?

Grade Level	N of Valid	N of Miss	No Harm	Some Harm	Harmful	Very Harmful
6th	1432	112	5.6	5.0	19.6	69.8
7th	3363	228	2.6	5.7	21.1	70.6
8th	3915	146	2.5	6.2	18.1	73.2
9th	3498	99	4.2	5.7	19.6	70.5
10th	3436	61	2.6	3.9	17.9	75.6
11th	2930	70	2.7	4.2	16.3	76.8
12th	2292	58	3.3	3.9	16.4	76.4
Jr Hi	8710	486	3.1	5.8	19.5	71.7
Sr Hi	12156	288	3.2	4.5	17.7	74.6
Total	20866	774	3.1	5.0	18.4	73.4

Table 6.66: Do you feel that using downers is harmful to your health?

Grade Level	N of Valid	N of Miss	No Harm	Some Harm	Harmful	Very Harmful
6th	1420	124	5.8	8.0	22.7	63.5
7th	3352	239	3.5	9.3	23.8	63.4
8th	3903	158	3.4	9.5	23.3	63.9
9th	3507	90	5.0	9.7	24.6	60.7
10th	3426	71	3.3	8.1	24.2	64.4
11th	2919	81	3.0	7.7	22.7	66.5
12th	2293	57	3.7	7.6	21.5	67.1
Jr Hi	8675	521	3.8	9.2	23.4	63.6
Sr Hi	12145	299	3.8	8.4	23.5	64.3
Total	20820	820	3.8	8.7	23.4	64.1

Table 6.67: Do you feel that using inhalants is harmful to your health?

Grade Level	N of Valid	N of Miss	No Harm	Some Harm	Harmful	Very Harmful
6th	1456	88	7.3	13.9	22.2	56.7
7th	3408	183	5.1	14.2	24.6	56.1
8th	3934	127	4.4	13.3	24.1	58.2
9th	3498	99	6.3	13.6	25.6	54.4
10th	3432	65	3.5	10.9	25.2	60.4
11th	2918	82	3.4	9.0	22.4	65.2
12th	2294	56	3.6	8.6	22.1	65.7
Jr Hi	8798	398	5.1	13.7	24.0	57.1
Sr Hi	12142	302	4.3	10.8	24.1	60.8
Total	20940	700	4.7	12.0	24.0	59.3

Table 6.68: Do you feel that using hallucinogens is harmful to your health?

Grade Level	N of Valid	N of Miss	No Harm	Some Harm	Harmful	Very Harmful
6th	1389	155	5.7	4.9	17.4	72.0
7th	3303	288	2.7	5.4	18.6	73.3
8th	3889	172	2.5	5.7	18.5	73.3
9th	3466	131	4.2	5.5	18.1	72.1
10th	3429	68	2.8	3.8	16.8	76.6
11th	2914	86	2.9	4.1	14.0	78.9
12th	2287	63	3.3	4.6	14.6	77.5
Jr Hi	8581	615	3.1	5.5	18.4	73.1
Sr Hi	12096	348	3.3	4.5	16.1	76.1
Total	20677	963	3.2	4.9	17.0	74.8

Table 6.69: Do you feel that using heroin is harmful to your health?

Grade Level	N of Valid	N of Miss	No Harm	Some Harm	Harmful	Very Harmful
6th	1438	106	4.7	2.6	13.0	79.6
7th	3410	181	2.5	2.6	12.0	82.9
8th	3918	143	2.1	2.6	11.4	83.8
9th	3501	96	3.9	2.7	12.2	81.1
10th	3438	59	2.1	1.9	9.2	86.8
11th	2914	86	2.2	1.3	8.0	88.5
12th	2293	57	3.0	1.3	7.0	88.7
Jr Hi	8766	430	2.7	2.6	11.9	82.8
Sr Hi	12146	298	2.8	1.9	9.4	85.9
Total	20912	728	2.8	2.2	10.4	84.6

Table 6.70: Do you feel that using steroids is harmful to your health?

Grade Level	N of Valid	N of Miss	No Harm	Some Harm	Harmful	Very Harmful
6th	1430	114	5.9	7.1	19.7	67.3
7th	3385	206	3.4	8.7	26.6	61.4
8th	3905	156	2.9	8.9	25.1	63.2
9th	3485	112	4.8	9.5	27.9	57.8
10th	3429	68	2.7	8.8	28.2	60.3
11th	2905	95	2.9	7.7	24.3	65.1
12th	2286	64	3.0	6.7	26.5	63.8
Jr Hi	8720	476	3.6	8.5	24.8	63.1
Sr Hi	12105	339	3.4	8.3	26.8	61.4
Total	20825	815	3.5	8.4	26.0	62.1



Table 6.71: Do you feel that using ecstasy is harmful to your health?

Grade Level	N of Valid	N of Miss	No Harm	Some Harm	Harmful	Very Harmful
6th	1407	137	5.0	4.1	16.2	74.6
7th	3316	275	2.7	4.4	15.1	77.8
8th	3912	149	2.3	4.2	13.4	80.1
9th	3493	104	4.0	4.4	15.2	76.4
10th	3431	66	2.3	3.8	13.7	80.2
11th	2918	82	2.7	3.2	13.0	81.2
12th	2295	55	3.3	3.5	15.0	78.1
Jr Hi	8635	561	2.9	4.3	14.5	78.3
Sr Hi	12137	307	3.1	3.8	14.2	78.9
Total	20772	868	3.0	4.0	14.3	78.7

Table 6.72: Do you feel that using OxyContin is harmful to your health?

Grade Level	N of Valid	N of Miss	No Harm	Some Harm	Harmful	Very Harmful
6th	1394	150	5.7	6.8	19.2	68.3
7th	3241	350	4.1	8.0	21.4	66.4
8th	3836	225	3.3	6.4	20.9	69.4
9th	3418	179	5.2	6.6	22.4	65.9
10th	3383	114	3.1	5.8	20.4	70.7
11th	2882	118	3.0	5.7	18.5	72.9
12th	2281	69	3.6	4.6	19.4	72.5
Jr Hi	8471	725	4.0	7.1	20.8	68.1
Sr Hi	11964	480	3.8	5.7	20.3	70.2
Total	20435	1205	3.9	6.3	20.5	69.3

## 6.4 Within The Past Year How Often Have You Used

Table 6.73: Within the past year how often have you smoked cigarettes?

Grade Level	N of Valid	N of Miss	Did Not Use	1/yr	6/yr	1/mo	2/mo	1/wk	3/wk	Every Day
6th	1520	24	94.1	1.8	0.5	0.1	0.2	0.1	0.1	3.0
7th	3515	76	92.5	3.6	0.9	0.6	0.5	0.5	0.3	1.2
8th	4021	40	85.5	5.1	2.0	1.2	1.0	1.1	1.3	2.8
9th	3564	33	75.7	7.9	2.8	2.0	1.7	1.8	2.5	5.5
10th	3467	30	68.9	8.1	4.9	1.9	2.8	2.5	2.3	8.5
11th	2964	36	64.1	9.4	5.7	2.3	2.5	2.9	2.6	10.4
12th	2334	16	57.9	8.6	5.8	2.3	3.0	2.2	4.2	16.0
Jr Hi	9056	140	89.7	3.9	1.4	0.8	0.7	0.7	0.7	2.2
Sr Hi	12329	115	67.7	8.5	4.7	2.1	2.5	2.3	2.8	9.5
Total	21385	255	77.0	6.5	3.3	1.6	1.7	1.6	1.9	6.4

Table 6.74: Within the past year how often have you used smokeless tobacco?

Grade Level	N of Valid	N of Miss	Did Not Use	1/yr	6/yr	1/mo	2/mo	1/wk	3/wk	Every Day
6th	1518	26	95.9	0.7	0.3	0.1	0.1	0.0	0.3	2.6
7th	3507	84	97.9	0.7	0.2	0.2	0.2	0.1	0.0	0.6
8th	4004	57	96.8	1.0	0.3	0.3	0.2	0.2	0.2	1.0
9th	3547	50	94.9	1.2	0.3	0.5	0.5	0.3	0.6	1.7
10th	3463	34	95.3	1.9	0.5	0.4	0.2	0.3	0.3	1.1
11th	2960	40	94.4	1.8	1.3	0.5	0.3	0.3	0.3	1.2
12th	2330	20	91.5	2.8	1.4	0.7	0.5	0.3	0.4	2.4
Jr Hi	9029	167	97.1	0.8	0.2	0.2	0.2	0.2	0.1	1.1
Sr Hi	12300	144	94.2	1.9	0.8	0.5	0.4	0.3	0.4	1.5
Total	21329	311	95.4	1.4	0.6	0.4	0.3	0.2	0.3	1.4

Table 6.75: Within the past year how often have you smoked cigars?

Grade Level	N of Valid	N of Miss	Did Not Use	Did						Every Day
				1/yr	6/yr	1/mo	2/mo	1/wk	3/wk	
6th	1512	32	96.0	0.5	0.3	0.0	0.3	0.2	0.1	2.6
7th	3490	101	96.2	2.2	0.4	0.3	0.1	0.2	0.0	0.7
8th	3977	84	92.1	3.7	1.1	0.8	0.6	0.4	0.2	1.0
9th	3540	57	86.8	5.3	2.1	1.4	0.9	1.0	0.6	1.8
10th	3450	47	83.5	7.4	3.0	1.9	1.4	1.0	0.5	1.2
11th	2939	61	79.0	9.7	4.3	2.3	1.8	0.9	0.6	1.5
12th	2321	29	72.5	9.7	6.2	3.2	2.9	1.8	0.8	2.8
Jr Hi	8979	217	94.4	2.6	0.7	0.5	0.4	0.3	0.1	1.2
Sr Hi	12250	194	81.3	7.8	3.7	2.1	1.6	1.1	0.6	1.7
Total	21229	411	86.8	5.6	2.4	1.4	1.1	0.8	0.4	1.5

Table 6.76: Within the past year how often have you drunk beer?

Grade Level	N of Valid	N of Miss	Did Not Use	Did						Every Day
				1/yr	6/yr	1/mo	2/mo	1/wk	3/wk	
6th	1513	31	88.1	5.9	1.5	0.7	0.2	0.5	0.1	3.0
7th	3490	101	79.3	12.4	3.4	1.3	1.1	1.1	0.5	0.9
8th	3987	74	64.9	14.8	7.7	3.7	3.6	2.5	1.1	1.8
9th	3543	54	50.1	14.5	9.7	5.8	7.1	7.4	2.9	2.5
10th	3448	49	35.8	13.9	12.2	8.6	10.8	12.1	4.6	1.9
11th	2951	49	30.2	13.2	13.2	9.1	13.0	13.6	5.9	1.6
12th	2323	27	24.2	9.6	11.5	9.6	14.8	19.3	7.8	3.2
Jr Hi	8990	206	74.4	12.4	5.0	2.2	2.1	1.6	0.7	1.6
Sr Hi	12265	179	36.4	13.1	11.6	8.1	11.0	12.5	5.0	2.3
Total	21255	385	52.5	12.8	8.8	5.6	7.2	7.9	3.2	2.0

Table 6.77: Within the past year how often have you drunk wine coolers?

Grade Level	N of Valid	N of Miss	Did Not Use	Did						Every Day
				1/yr	6/yr	1/mo	2/mo	1/wk	3/wk	
6th	1514	30	89.9	5.0	0.9	0.6	0.4	0.2	0.2	2.8
7th	3488	103	81.2	12.0	2.7	1.0	1.2	0.7	0.4	0.8
8th	3965	96	71.1	14.5	5.7	2.8	1.9	1.8	0.8	1.4
9th	3540	57	60.6	14.6	7.9	5.1	4.4	3.4	2.1	2.0
10th	3449	48	56.0	15.0	9.5	5.9	5.7	4.7	1.7	1.5
11th	2947	53	50.7	17.7	11.3	6.6	6.2	4.4	1.8	1.3
12th	2322	28	50.2	15.9	10.5	7.0	7.3	5.2	1.7	2.2
Jr Hi	8967	229	78.2	11.9	3.7	1.7	1.4	1.1	0.5	1.4
Sr Hi	12258	186	55.0	15.7	9.7	6.0	5.8	4.3	1.8	1.7
Total	21225	415	64.8	14.1	7.2	4.2	3.9	3.0	1.3	1.6

Table 6.78: Within the past year how often have you drunk liquor?

Grade Level	N of Valid	N of Miss	Did Not Use	Did						Every Day
				1/yr	6/yr	1/mo	2/mo	1/wk	3/wk	
6th	1516	28	91.0	4.2	0.5	0.6	0.3	0.3	0.2	3.0
7th	3482	109	85.5	8.3	2.0	1.1	0.9	0.7	0.2	1.1
8th	3971	90	70.8	13.6	5.3	3.2	2.4	2.0	1.1	1.6
9th	3538	59	55.3	14.4	7.9	5.2	6.2	5.9	2.7	2.4
10th	3444	53	40.1	14.2	12.2	8.2	10.5	9.4	3.5	1.9
11th	2943	57	32.0	16.1	13.4	9.7	13.1	10.6	3.4	1.7
12th	2319	31	26.1	11.6	13.3	12.8	15.7	13.8	4.1	2.7
Jr Hi	8969	227	79.9	9.9	3.2	2.0	1.5	1.2	0.6	1.6
Sr Hi	12244	200	39.9	14.2	11.4	8.6	10.9	9.5	3.3	2.2
Total	21213	427	56.8	12.4	7.9	5.8	6.9	6.0	2.2	1.9

Table 6.79: Within the past year how often have you smoked marijuana?

Grade Level	N of Valid	N of Miss	Did Not Use	Did						Every Day
				1/yr	6/yr	1/mo	2/mo	1/wk	3/wk	
6th	1518	26	95.4	0.7	0.2	0.3	0.0	0.1	0.3	3.0
7th	3490	101	96.0	1.2	0.3	0.3	0.3	0.4	0.3	1.1
8th	3977	84	88.8	3.3	1.4	1.0	1.2	1.2	1.0	2.2
9th	3535	62	78.1	5.6	3.1	2.2	2.0	2.0	2.8	4.1
10th	3454	43	66.4	8.0	5.1	3.5	4.0	4.1	3.8	5.1
11th	2946	54	60.6	9.8	6.5	4.0	4.5	4.7	4.1	5.8
12th	2317	33	51.6	9.5	8.1	5.5	4.9	5.0	5.3	10.2
Jr Hi	8985	211	92.7	2.0	0.8	0.6	0.6	0.7	0.6	1.9
Sr Hi	12252	192	65.6	8.0	5.4	3.6	3.7	3.8	3.9	6.0
Total	21237	403	77.1	5.5	3.5	2.4	2.4	2.5	2.5	4.2

Table 6.80: Within the past year how often have you used cocaine?

Grade Level	N of Valid	N of Miss	Did Not Use	Did						Every Day
				1/yr	6/yr	1/mo	2/mo	1/wk	3/wk	
6th	1512	32	96.0	0.4	0.1	0.2	0.1	0.3	0.2	2.7
7th	3494	97	98.1	0.4	0.2	0.2	0.1	0.2	0.1	0.8
8th	3973	88	96.5	1.0	0.3	0.3	0.2	0.2	0.2	1.3
9th	3547	50	94.6	1.1	0.6	0.7	0.3	0.4	0.4	1.9
10th	3458	39	94.9	1.7	0.4	0.3	0.5	0.5	0.2	1.4
11th	2951	49	94.2	1.7	0.6	0.7	0.5	0.4	0.4	1.4
12th	2321	29	89.4	3.6	1.3	1.0	0.8	0.6	0.5	2.7
Jr Hi	8979	217	97.0	0.7	0.2	0.2	0.1	0.2	0.2	1.3
Sr Hi	12277	167	93.6	1.9	0.7	0.7	0.5	0.5	0.4	1.8
Total	21256	384	95.1	1.4	0.5	0.5	0.3	0.4	0.3	1.6

Table 6.81: Within the past year how often have you used uppers?

Grade Level	N of Valid	N of Miss	Did Not Use	Did						Every Day
				1/yr	6/yr	1/mo	2/mo	1/wk	3/wk	
6th	1492	52	96.2	0.2	0.1	0.1	0.0	0.2	0.3	2.8
7th	3470	121	98.0	0.3	0.2	0.3	0.1	0.2	0.1	0.8
8th	3953	108	96.6	0.8	0.4	0.2	0.3	0.3	0.2	1.2
9th	3540	57	94.6	1.4	0.5	0.5	0.5	0.5	0.4	1.6
10th	3449	48	95.3	1.4	0.5	0.7	0.3	0.3	0.2	1.2
11th	2951	49	94.9	1.1	0.9	0.8	0.2	0.3	0.4	1.3
12th	2320	30	92.1	1.9	1.0	0.9	0.5	0.6	0.6	2.3
Jr Hi	8915	281	97.1	0.5	0.3	0.2	0.2	0.2	0.1	1.3
Sr Hi	12260	184	94.4	1.4	0.7	0.7	0.4	0.4	0.4	1.5
Total	21175	465	95.5	1.0	0.5	0.5	0.3	0.4	0.3	1.4

Table 6.82: Within the past year how often have you used downers?

Grade Level	N of Valid	N of Miss	Did Not Use	Did						Every Day
				1/yr	6/yr	1/mo	2/mo	1/wk	3/wk	
6th	1496	48	96.1	0.5	0.1	0.0	0.3	0.3	0.2	2.6
7th	3472	119	97.8	0.5	0.3	0.2	0.1	0.2	0.2	0.7
8th	3949	112	96.6	0.7	0.4	0.3	0.4	0.3	0.2	1.1
9th	3535	62	94.0	1.3	0.8	0.6	0.6	0.5	0.3	1.9
10th	3448	49	94.3	1.6	0.8	0.8	0.3	0.4	0.4	1.3
11th	2942	58	94.3	1.1	1.2	0.6	0.3	0.6	0.6	1.4
12th	2323	27	90.5	1.9	1.4	1.4	0.7	1.2	0.5	2.5
Jr Hi	8917	279	97.0	0.6	0.3	0.2	0.2	0.2	0.2	1.2
Sr Hi	12248	196	93.5	1.5	1.0	0.8	0.5	0.6	0.4	1.7
Total	21165	475	95.0	1.1	0.7	0.6	0.4	0.5	0.3	1.5

Table 6.83: Within the past year how often have you used inhalants?

Grade Level	N of Valid	N of Miss	Did Not Use	Did						Every Day
				1/yr	6/yr	1/mo	2/mo	1/wk	3/wk	
6th	1495	49	94.0	1.3	0.6	0.2	0.4	0.2	0.3	3.1
7th	3472	119	95.4	1.7	0.7	0.4	0.3	0.3	0.3	0.9
8th	3946	115	93.8	2.5	0.8	0.4	0.4	0.3	0.5	1.3
9th	3538	59	94.2	1.3	0.9	0.6	0.5	0.3	0.3	1.8
10th	3445	52	94.9	1.6	0.8	0.4	0.4	0.4	0.1	1.3
11th	2946	54	96.2	1.0	0.7	0.3	0.3	0.3	0.2	1.0
12th	2316	34	94.0	1.4	0.6	0.5	0.8	0.2	0.3	2.1
Jr Hi	8913	283	94.5	2.0	0.7	0.4	0.4	0.3	0.4	1.4
Sr Hi	12245	199	94.9	1.3	0.8	0.4	0.5	0.3	0.2	1.5
Total	21158	482	94.7	1.6	0.7	0.4	0.4	0.3	0.3	1.5

Table 6.84: Within the past year how often have you used hallucinogens?

Grade Level	N of Valid	N of Miss	Did Not Use	Did						Every Day
				1/yr	6/yr	1/mo	2/mo	1/wk	3/wk	
6th	1482	62	96.1	0.3	0.1	0.3	0.0	0.3	0.2	2.7
7th	3452	139	98.0	0.5	0.1	0.2	0.1	0.2	0.1	0.8
8th	3940	121	96.6	0.8	0.4	0.4	0.2	0.2	0.3	1.2
9th	3537	60	94.8	1.1	0.8	0.5	0.5	0.3	0.4	1.7
10th	3449	48	94.1	2.3	0.6	0.7	0.6	0.4	0.2	1.2
11th	2940	60	94.0	2.1	1.1	0.5	0.5	0.3	0.3	1.1
12th	2320	30	90.3	2.9	1.9	1.2	0.8	0.7	0.1	2.2
Jr Hi	8874	322	97.1	0.6	0.2	0.3	0.2	0.2	0.2	1.3
Sr Hi	12246	198	93.5	2.0	1.0	0.7	0.6	0.4	0.3	1.5
Total	21120	520	95.0	1.4	0.7	0.5	0.4	0.3	0.2	1.4

Table 6.85: Within the past year how often have you used heroin?

Grade Level	N of Valid	N of Miss	Did Not Use	Did						Every Day
				1/yr	6/yr	1/mo	2/mo	1/wk	3/wk	
6th	1492	52	96.4	0.3	0.1	0.1	0.2	0.1	0.1	2.7
7th	3466	125	98.0	0.5	0.1	0.1	0.1	0.1	0.1	0.8
8th	3940	121	97.5	0.3	0.3	0.2	0.2	0.2	0.3	1.1
9th	3529	68	96.3	0.5	0.4	0.3	0.2	0.3	0.3	1.7
10th	3453	44	97.1	0.6	0.2	0.4	0.2	0.2	0.2	1.2
11th	2936	64	97.1	0.6	0.3	0.1	0.3	0.2	0.1	1.2
12th	2319	31	94.9	0.9	0.7	0.3	0.3	0.4	0.3	2.2
Jr Hi	8898	298	97.5	0.4	0.2	0.2	0.2	0.1	0.2	1.3
Sr Hi	12237	207	96.4	0.7	0.4	0.3	0.2	0.3	0.2	1.5
Total	21135	505	96.9	0.5	0.3	0.2	0.2	0.2	0.2	1.4

Table 6.86: Within the past year how often have you used steroids?

Grade Level	N of Valid	N of Miss	Did Not Use	Did						Every Day
				1/yr	6/yr	1/mo	2/mo	1/wk	3/wk	
6th	1489	55	96.5	0.3	0.1	0.1	0.1	0.1	0.2	2.6
7th	3455	136	98.1	0.5	0.2	0.1	0.1	0.1	0.1	0.8
8th	3938	123	97.5	0.4	0.2	0.2	0.2	0.2	0.2	1.1
9th	3516	81	96.2	0.8	0.2	0.3	0.3	0.4	0.3	1.5
10th	3441	56	97.5	0.5	0.2	0.2	0.2	0.2	0.1	1.1
11th	2937	63	97.3	0.5	0.2	0.3	0.2	0.1	0.2	1.1
12th	2318	32	95.6	1.0	0.2	0.3	0.1	0.3	0.3	2.2
Jr Hi	8882	314	97.6	0.4	0.2	0.2	0.1	0.2	0.2	1.2
Sr Hi	12212	232	96.7	0.7	0.2	0.2	0.2	0.2	0.2	1.4
Total	21094	546	97.1	0.6	0.2	0.2	0.2	0.2	0.2	1.3

Table 6.87: Within the past year how often have you used ecstasy?

Grade Level	N of Valid	N of Miss	Did Not Use	Did						Every Day
				1/yr	6/yr	1/mo	2/mo	1/wk	3/wk	
6th	1487	57	96.4	0.4	0.0	0.1	0.1	0.1	0.3	2.6
7th	3447	144	97.9	0.3	0.2	0.1	0.2	0.2	0.1	1.0
8th	3913	148	96.8	0.7	0.2	0.3	0.2	0.2	0.4	1.2
9th	3516	81	94.8	1.2	0.7	0.4	0.3	0.4	0.3	1.8
10th	3438	59	95.3	1.7	0.8	0.5	0.2	0.3	0.1	1.0
11th	2934	66	94.9	1.8	0.5	0.4	0.7	0.3	0.2	1.2
12th	2316	34	90.6	3.2	2.1	0.9	0.6	0.3	0.2	2.2
Jr Hi	8847	349	97.2	0.5	0.2	0.2	0.2	0.2	0.2	1.3
Sr Hi	12204	240	94.2	1.9	0.9	0.5	0.4	0.3	0.2	1.5
Total	21051	589	95.4	1.3	0.6	0.4	0.3	0.3	0.2	1.4

Table 6.88: Within the past year how often have you used OxyContin?

Grade Level	N of Valid	N of Miss	Did Not Use	Did						Every Day
				1/yr	6/yr	1/mo	2/mo	1/wk	3/wk	
6th	1475	69	96.4	0.2	0.2	0.1	0.0	0.1	0.1	2.9
7th	3431	160	98.2	0.3	0.3	0.1	0.1	0.2	0.1	0.8
8th	3912	149	97.2	0.4	0.3	0.2	0.3	0.2	0.1	1.3
9th	3509	88	95.4	0.7	0.3	0.5	0.6	0.5	0.4	1.7
10th	3434	63	95.8	1.4	0.4	0.5	0.3	0.2	0.1	1.2
11th	2923	77	95.3	1.2	0.8	0.7	0.3	0.3	0.1	1.3
12th	2316	34	93.9	1.3	0.8	0.6	0.6	0.5	0.2	2.0
Jr Hi	8818	378	97.5	0.3	0.2	0.2	0.2	0.2	0.1	1.4
Sr Hi	12182	262	95.2	1.1	0.6	0.6	0.5	0.4	0.2	1.5
Total	21000	640	96.2	0.8	0.4	0.4	0.3	0.3	0.1	1.5

Table 6.89: Within the past year how often have you used tobacco?

Grade Level	N of Valid	N of Miss	Did Not Use	Did						Every Day
				1/yr	6/yr	1/mo	2/mo	1/wk	3/wk	
6th	1522	22	93.4	1.9	0.7	0.1	0.5	0.1	0.3	3.1
7th	3520	71	91.0	4.5	1.1	0.7	0.5	0.6	0.3	1.3
8th	4031	30	83.1	6.5	2.5	1.3	1.2	1.2	1.3	3.0
9th	3571	26	72.7	9.1	3.6	2.3	1.9	2.0	2.6	5.8
10th	3475	22	63.7	10.3	6.1	2.5	3.2	2.9	2.6	8.7
11th	2972	28	58.8	11.3	7.1	2.8	3.3	3.1	2.7	10.9
12th	2340	10	49.9	10.6	7.7	3.5	4.1	2.9	4.6	16.7
Jr Hi	9073	123	87.9	5.0	1.6	0.8	0.8	0.8	0.7	2.3
Sr Hi	12358	86	62.5	10.3	5.9	2.7	3.0	2.7	3.0	9.9
Total	21431	209	73.2	8.0	4.1	1.9	2.1	1.9	2.0	6.7

Table 6.90: Within the past year how often have you drunk alcohol?

Grade Level	N of Valid	N of Miss	Did Not Use	1/yr	6/yr	1/mo	2/mo	1/wk	3/wk	Every Day
6th	1523	21	83.4	9.4	2.0	0.7	0.5	0.6	0.3	3.2
7th	3513	78	70.5	18.7	4.6	1.6	1.5	1.3	0.6	1.2
8th	4017	44	55.9	19.8	9.5	4.2	3.9	3.2	1.5	2.0
9th	3567	30	40.7	18.1	11.9	6.7	7.5	8.2	4.0	2.9
10th	3467	30	27.9	15.9	14.4	9.0	11.6	13.4	5.4	2.5
11th	2968	32	21.0	15.5	16.2	9.4	14.4	14.6	6.7	2.2
12th	2332	18	17.4	10.4	13.3	10.0	16.2	20.7	8.4	3.6
Jr Hi	9053	143	66.2	17.6	6.4	2.6	2.4	2.0	0.9	1.9
Sr Hi	12334	110	27.9	15.4	13.9	8.6	12.0	13.6	5.9	2.7
Total	21387	253	44.1	16.3	10.7	6.1	7.9	8.7	3.8	2.4

Table 6.91: Within the past year how often have you used illicit drugs?

Grade Level	N of Valid	N of Miss	Did Not Use	1/yr	6/yr	1/mo	2/mo	1/wk	3/wk	Every Day
6th	1522	22	92.6	1.8	0.7	0.3	0.3	0.3	0.3	3.8
7th	3516	75	92.2	2.8	0.9	0.6	0.5	0.6	0.6	1.8
8th	4033	28	85.2	5.0	1.5	1.2	1.3	1.5	1.3	3.2
9th	3575	22	75.6	6.0	3.3	2.3	2.5	2.2	2.8	5.3
10th	3478	19	65.1	8.0	5.4	3.6	3.9	4.3	3.7	6.0
11th	2972	28	59.1	10.1	6.7	3.9	4.3	4.6	4.4	6.9
12th	2338	12	50.1	9.4	7.9	5.4	5.0	5.3	5.3	11.6
Jr Hi	9071	125	89.2	3.6	1.1	0.8	0.8	0.9	0.8	2.8
Sr Hi	12363	81	63.9	8.2	5.6	3.6	3.8	3.9	3.9	7.1
Total	21434	206	74.6	6.3	3.7	2.4	2.5	2.7	2.6	5.2



## 6.5 At What Age Did You First

Table 6.92: At what age did you first smoke cigarettes?

Grade Level	N of Valid	N of Miss	Never Used	8 or Under	9	10	11	12	13	14	15	16	17 or Older
6th	1517	27	93.9	3.1	0.8	0.7	0.5	0.4	0.1	0.1	0.0	0.0	0.4
7th	3483	108	91.8	1.6	0.7	0.8	1.7	2.5	0.4	0.1	0.0	0.0	0.3
8th	4025	36	83.9	2.4	0.8	1.1	2.0	3.7	4.9	0.9	0.1	0.0	0.1
9th	3534	63	72.8	2.8	1.0	1.8	2.7	4.7	7.8	5.4	0.8	0.1	0.3
10th	3447	50	65.1	2.5	1.0	1.5	2.0	4.4	6.6	8.7	7.3	0.7	0.1
11th	2943	57	58.8	2.1	1.1	1.7	2.7	4.0	6.6	7.4	8.7	6.2	0.7
12th	2314	36	50.9	2.8	1.1	2.1	2.4	5.1	6.9	8.7	8.8	7.7	3.6
Jr Hi	9025	171	88.6	2.2	0.8	0.9	1.6	2.7	2.4	0.5	0.0	0.0	0.2
Sr Hi	12238	206	63.1	2.5	1.0	1.7	2.4	4.5	7.0	7.4	6.1	3.1	1.0
Total	21263	377	73.9	2.4	0.9	1.4	2.1	3.7	5.0	4.5	3.5	1.8	0.7

Table 6.93: At what age did you first use smokeless tobacco?

Grade Level	N of Valid	N of Miss	Never Used	8 or Under	9	10	11	12	13	14	15	16	17 or Older
6th	1518	26	96.2	2.2	0.6	0.3	0.3	0.1	0.0	0.1	0.0	0.1	0.2
7th	3490	101	97.9	0.5	0.2	0.2	0.3	0.6	0.1	0.0	0.0	0.1	0.2
8th	4019	42	96.8	0.9	0.2	0.2	0.3	0.5	0.6	0.3	0.0	0.0	0.1
9th	3526	71	95.3	0.9	0.3	0.3	0.3	0.7	1.0	0.8	0.3	0.0	0.2
10th	3441	56	94.4	0.9	0.3	0.1	0.1	0.5	0.7	1.5	1.1	0.3	0.1
11th	2928	72	93.5	0.9	0.2	0.1	0.3	0.3	0.4	0.9	1.6	1.6	0.2
12th	2311	39	89.3	1.5	0.4	0.4	0.5	0.7	0.9	1.3	1.6	1.8	1.6
Jr Hi	9027	169	97.1	0.9	0.3	0.2	0.3	0.5	0.3	0.2	0.0	0.0	0.2
Sr Hi	12206	238	93.5	1.0	0.3	0.2	0.3	0.6	0.8	1.1	1.1	0.8	0.4
Total	21233	407	95.0	1.0	0.3	0.2	0.3	0.5	0.6	0.7	0.6	0.5	0.3

Table 6.94: At what age did you first smoke cigars?

Grade Level	N of Valid	N of Miss	Never Used	8 or Under	9	10	11	12	13	14	15	16	17 or Older
6th	1515	29	96.0	2.2	0.4	0.5	0.1	0.3	0.1	0.1	0.1	0.0	0.3
7th	3475	116	96.1	0.8	0.5	0.4	0.8	0.7	0.3	0.1	0.0	0.0	0.3
8th	4008	53	92.1	1.1	0.5	0.7	0.9	1.7	2.1	0.5	0.1	0.0	0.1
9th	3506	91	86.3	1.3	0.7	0.9	0.9	2.3	3.3	3.5	0.7	0.0	0.2
10th	3421	76	81.6	1.2	0.6	0.7	0.7	1.6	3.1	4.5	5.1	0.7	0.1
11th	2905	95	77.3	0.9	0.6	0.6	0.7	1.8	3.1	3.3	6.4	4.7	0.6
12th	2300	50	69.3	1.8	0.7	0.7	1.0	2.1	2.9	3.7	5.3	7.3	5.1
Jr Hi	8998	198	94.3	1.2	0.5	0.6	0.7	1.1	1.1	0.3	0.1	0.0	0.2
Sr Hi	12132	312	79.6	1.3	0.6	0.7	0.8	2.0	3.1	3.8	4.2	2.7	1.2
Total	21130	510	85.9	1.2	0.6	0.7	0.8	1.6	2.2	2.3	2.4	1.6	0.8

Table 6.95: At what age did you first drink beer?

Grade Level	N of Valid	N of Miss	Never Used	8 or Under	9	10	11	12	13	14	15	16	17 or Older
6th	1514	30	88.4	4.0	2.2	2.2	1.9	0.5	0.3	0.1	0.1	0.0	0.3
7th	3474	117	78.2	4.6	2.6	3.7	4.9	4.7	1.0	0.1	0.0	0.0	0.3
8th	4023	38	63.6	4.0	2.3	4.0	4.7	9.9	9.5	1.7	0.0	0.0	0.2
9th	3519	78	47.7	4.9	2.3	3.2	4.0	9.0	15.6	11.2	1.8	0.1	0.2
10th	3434	63	32.9	4.0	1.5	2.1	2.4	7.2	14.2	21.0	12.9	1.6	0.1
11th	2920	80	25.6	3.6	1.6	2.0	2.8	6.3	11.8	17.9	18.5	8.4	1.5
12th	2311	39	19.8	4.9	1.1	2.7	2.2	6.0	10.9	17.2	16.7	12.6	5.9
Jr Hi	9011	185	73.4	4.2	2.4	3.6	4.3	6.3	4.7	0.8	0.0	0.0	0.2
Sr Hi	12184	260	33.0	4.3	1.7	2.5	2.9	7.3	13.4	16.7	11.8	4.9	1.6
Total	21195	445	50.1	4.3	2.0	3.0	3.5	6.9	9.7	9.9	6.8	2.8	1.0

Table 6.96: At what age did you first drink wine coolers?

Grade Level	N of Valid	N of Miss	Never Used	8 or Under	9	10	11	12	13	14	15	16	17 or Older
6th	1511	33	90.7	2.1	1.1	2.4	2.3	0.5	0.5	0.0	0.1	0.0	0.3
7th	3473	118	81.9	2.5	2.1	2.9	4.5	4.6	1.1	0.1	0.0	0.0	0.3
8th	4011	50	70.8	2.2	1.7	3.3	4.5	8.3	7.4	1.5	0.1	0.0	0.1
9th	3509	88	58.5	3.1	1.7	2.9	3.6	7.5	12.2	8.5	1.5	0.2	0.2
10th	3430	67	51.4	2.2	1.3	2.1	2.9	6.6	11.9	11.6	8.5	1.4	0.2
11th	2919	81	42.5	2.4	1.3	2.1	2.5	5.7	10.2	12.8	12.7	7.0	0.9
12th	2304	46	38.5	3.2	1.4	2.1	2.2	5.5	9.3	11.8	12.6	9.1	4.3
Jr Hi	8995	201	78.4	2.3	1.8	3.0	4.1	5.6	3.8	0.7	0.1	0.0	0.2
Sr Hi	12162	282	48.9	2.7	1.4	2.3	2.9	6.4	11.1	11.1	8.3	3.9	1.1
Total	21157	483	61.4	2.5	1.6	2.6	3.4	6.1	8.0	6.7	4.8	2.2	0.7

Table 6.97: At what age did you first drink liquor?

Grade Level	N of Valid	N of Miss	Never Used	8 or Under	9	10	11	12	13	14	15	16	17 or Older
6th	1513	31	91.8	2.4	1.3	1.5	1.5	0.7	0.5	0.1	0.0	0.1	0.3
7th	3471	120	85.7	2.0	1.1	2.2	3.0	4.5	1.0	0.1	0.0	0.0	0.3
8th	4009	52	71.5	2.0	1.5	2.1	2.9	7.5	10.1	2.1	0.1	0.0	0.1
9th	3514	83	54.6	2.8	1.1	1.6	2.8	7.4	14.8	12.7	1.9	0.2	0.2
10th	3432	65	38.2	1.9	0.7	1.9	1.7	5.2	12.4	19.2	16.6	1.8	0.3
11th	2909	91	29.3	1.8	0.9	1.0	1.8	4.7	9.5	15.7	21.6	11.9	1.8
12th	2305	45	23.5	2.8	1.0	1.3	2.0	4.3	9.1	15.5	18.7	14.3	7.5
Jr Hi	8993	203	80.4	2.1	1.3	2.0	2.7	5.2	5.0	1.0	0.0	0.0	0.2
Sr Hi	12160	284	38.0	2.3	0.9	1.5	2.1	5.5	11.8	15.8	13.9	6.1	2.0
Total	21153	487	56.0	2.2	1.1	1.7	2.4	5.4	8.9	9.5	8.0	3.5	1.2

Table 6.98: At what age did you first smoke marijuana?

Grade Level	N of Valid	N of Miss	Never Used	8 or Under	9	10	11	12	13	14	15	16	17 or Older
6th	1518	26	95.5	2.3	0.5	0.3	0.6	0.1	0.2	0.2	0.0	0.0	0.3
7th	3474	117	96.2	0.5	0.1	0.5	0.8	1.2	0.4	0.0	0.0	0.0	0.2
8th	4015	46	89.2	1.1	0.3	0.5	1.0	2.4	4.0	1.2	0.0	0.1	0.1
9th	3525	72	77.9	1.2	0.3	0.8	1.3	3.8	6.3	6.9	1.1	0.1	0.2
10th	3433	64	65.5	0.9	0.4	0.5	1.0	2.8	6.7	10.7	10.1	1.2	0.2
11th	2920	80	57.6	0.8	0.3	0.7	1.2	2.7	5.8	10.1	12.8	7.2	0.9
12th	2307	43	47.7	1.5	0.7	1.0	1.3	2.6	5.5	11.3	12.1	11.4	5.0
Jr Hi	9007	189	93.0	1.1	0.3	0.5	0.9	1.5	2.0	0.6	0.0	0.0	0.2
Sr Hi	12185	259	63.8	1.1	0.4	0.7	1.2	3.0	6.2	9.6	8.5	4.2	1.3
Total	21192	448	76.2	1.1	0.4	0.6	1.0	2.4	4.4	5.7	4.9	2.4	0.8

Table 6.99: At what age did you first use cocaine?

Grade Level	N of Valid	N of Miss	Never Used	8 or Under	9	10	11	12	13	14	15	16	17 or Older
6th	1515	29	96.4	2.3	0.3	0.3	0.2	0.0	0.1	0.2	0.1	0.0	0.2
7th	3479	112	98.1	0.4	0.2	0.1	0.3	0.5	0.2	0.1	0.0	0.0	0.2
8th	4026	35	96.9	0.9	0.2	0.1	0.2	0.3	0.9	0.3	0.0	0.0	0.1
9th	3526	71	95.1	0.9	0.1	0.3	0.3	0.4	1.1	1.2	0.3	0.1	0.2
10th	3436	61	94.7	0.7	0.2	0.2	0.2	0.2	0.4	1.3	1.6	0.3	0.2
11th	2914	86	94.3	0.8	0.3	0.1	0.1	0.2	0.4	1.0	1.0	1.2	0.5
12th	2312	38	88.6	1.3	0.3	0.3	0.3	0.5	0.3	0.6	1.4	2.7	3.6
Jr Hi	9020	176	97.3	0.9	0.2	0.1	0.2	0.3	0.5	0.2	0.0	0.0	0.2
Sr Hi	12188	256	93.5	0.9	0.2	0.2	0.2	0.3	0.6	1.1	1.1	0.9	0.9
Total	21208	432	95.1	0.9	0.2	0.2	0.2	0.3	0.5	0.7	0.6	0.5	0.6

Table 6.100: At what age did you first use uppers?

Grade Level	N of Valid	N of Miss	Never Used	8 or Under	9	10	11	12	13	14	15	16	17 or Older
6th	1503	41	96.5	1.9	0.5	0.2	0.1	0.3	0.0	0.1	0.1	0.1	0.3
7th	3462	129	98.3	0.5	0.1	0.2	0.2	0.3	0.1	0.1	0.0	0.0	0.2
8th	4017	44	97.0	0.9	0.1	0.1	0.3	0.3	0.7	0.3	0.1	0.0	0.1
9th	3525	72	95.2	0.9	0.2	0.3	0.3	0.5	1.0	1.0	0.3	0.1	0.1
10th	3442	55	95.4	0.6	0.3	0.1	0.2	0.4	0.3	1.2	1.2	0.2	0.1
11th	2924	76	95.1	0.7	0.3	0.1	0.3	0.2	0.2	0.8	0.9	1.1	0.2
12th	2315	35	92.2	1.3	0.3	0.4	0.3	0.4	0.3	1.1	1.1	1.3	1.3
Jr Hi	8982	214	97.4	0.9	0.2	0.1	0.2	0.3	0.4	0.2	0.1	0.0	0.2
Sr Hi	12206	238	94.7	0.9	0.3	0.2	0.3	0.4	0.5	1.0	0.8	0.6	0.4
Total	21188	452	95.8	0.9	0.2	0.2	0.3	0.4	0.4	0.7	0.5	0.3	0.3

Table 6.101: At what age did you first use downers?

Grade Level	N of Valid	N of Miss	Never Used	8 or Under	9	10	11	12	13	14	15	16	17 or Older
6th	1504	40	96.6	1.9	0.6	0.1	0.0	0.1	0.1	0.1	0.0	0.1	0.3
7th	3456	135	98.3	0.3	0.2	0.2	0.3	0.3	0.2	0.1	0.0	0.0	0.2
8th	4014	47	96.8	0.9	0.1	0.2	0.2	0.5	0.5	0.3	0.1	0.1	0.1
9th	3525	72	94.7	1.0	0.3	0.2	0.4	0.5	1.1	1.3	0.2	0.2	0.1
10th	3430	67	94.4	0.7	0.3	0.3	0.3	0.1	0.7	1.4	1.5	0.2	0.1
11th	2926	74	94.3	0.8	0.2	0.2	0.1	0.3	0.5	0.6	1.1	1.6	0.2
12th	2316	34	90.5	1.3	0.3	0.5	0.4	0.4	0.7	1.2	1.4	2.1	1.3
Jr Hi	8974	222	97.3	0.9	0.2	0.2	0.2	0.3	0.3	0.2	0.0	0.1	0.2
Sr Hi	12197	247	93.7	0.9	0.3	0.3	0.3	0.3	0.8	1.2	1.0	0.9	0.4
Total	21171	469	95.2	0.9	0.3	0.2	0.3	0.3	0.6	0.8	0.6	0.5	0.3

Table 6.102: At what age did you first use inhalants?

Grade Level	N of Valid	N of Miss	Never Used	8 or Under	9	10	11	12	13	14	15	16	17 or Older
6th	1500	44	94.5	3.2	0.5	0.9	0.4	0.0	0.0	0.0	0.1	0.1	0.3
7th	3465	126	95.8	1.1	0.5	0.4	0.8	0.8	0.3	0.1	0.0	0.0	0.3
8th	4018	43	94.7	1.4	0.3	0.4	0.8	1.0	0.6	0.3	0.0	0.1	0.2
9th	3523	74	94.7	1.3	0.2	0.5	0.6	0.7	0.9	0.6	0.2	0.2	0.1
10th	3432	65	95.2	0.8	0.3	0.4	0.2	0.5	0.8	0.8	0.8	0.1	0.1
11th	2923	77	95.9	1.0	0.2	0.2	0.3	0.4	0.2	0.5	0.5	0.3	0.3
12th	2312	38	93.9	1.3	0.5	0.3	0.3	0.4	0.6	0.6	0.5	0.8	0.6
Jr Hi	8983	213	95.1	1.6	0.4	0.5	0.7	0.8	0.4	0.2	0.0	0.1	0.3
Sr Hi	12190	254	95.0	1.1	0.3	0.4	0.4	0.5	0.7	0.6	0.5	0.3	0.2
Total	21173	467	95.0	1.3	0.3	0.4	0.5	0.6	0.6	0.4	0.3	0.2	0.3

Table 6.103: At what age did you first use hallucinogens?

Grade Level	N of Valid	N of Miss	Never Used	8 or Under	9	10	11	12	13	14	15	16	17 or Older
6th	1499	45	96.4	2.0	0.5	0.2	0.1	0.0	0.2	0.0	0.1	0.2	0.3
7th	3459	132	98.4	0.3	0.1	0.2	0.2	0.2	0.1	0.1	0.0	0.0	0.3
8th	4017	44	97.4	0.8	0.2	0.1	0.2	0.3	0.4	0.3	0.0	0.1	0.1
9th	3525	72	95.2	0.9	0.2	0.3	0.3	0.4	0.9	1.1	0.3	0.2	0.2
10th	3439	58	94.3	0.7	0.2	0.2	0.3	0.2	0.4	1.1	2.1	0.5	0.1
11th	2925	75	93.8	0.7	0.1	0.2	0.1	0.3	0.4	0.5	1.3	2.0	0.6
12th	2311	39	90.4	1.2	0.4	0.2	0.2	0.3	0.6	0.9	1.3	2.8	1.9
Jr Hi	8975	221	97.6	0.8	0.2	0.2	0.2	0.2	0.3	0.2	0.0	0.1	0.2
Sr Hi	12200	244	93.7	0.9	0.2	0.2	0.2	0.3	0.6	0.9	1.2	1.2	0.6
Total	21175	465	95.4	0.8	0.2	0.2	0.2	0.3	0.4	0.6	0.7	0.7	0.4

Table 6.104: At what age did you first use heroin?

Grade Level	N of Valid	N of Miss	Never Used	8 or Under	9	10	11	12	13	14	15	16	17 or Older
6th	1504	40	96.5	2.0	0.3	0.2	0.3	0.1	0.0	0.2	0.1	0.1	0.3
7th	3463	128	98.3	0.3	0.1	0.1	0.2	0.5	0.1	0.1	0.0	0.0	0.3
8th	4020	41	97.7	0.9	0.1	0.3	0.0	0.2	0.3	0.1	0.1	0.0	0.1
9th	3524	73	96.7	1.0	0.2	0.3	0.2	0.3	0.4	0.5	0.2	0.1	0.2
10th	3440	57	97.2	0.6	0.3	0.2	0.1	0.1	0.2	0.5	0.5	0.1	0.1
11th	2919	81	97.3	0.7	0.3	0.0	0.2	0.1	0.1	0.2	0.5	0.4	0.1
12th	2311	39	94.8	1.2	0.4	0.1	0.2	0.4	0.3	0.4	0.5	0.7	1.0
Jr Hi	8987	209	97.7	0.9	0.1	0.2	0.1	0.3	0.2	0.1	0.1	0.0	0.2
Sr Hi	12194	250	96.6	0.9	0.3	0.2	0.2	0.2	0.3	0.4	0.4	0.3	0.3
Total	21181	459	97.1	0.9	0.2	0.2	0.2	0.3	0.2	0.3	0.3	0.2	0.3

Table 6.105: At what age did you first use steroids?

Grade Level	N of Valid	N of Miss	Never Used	8 or Under	9	10	11	12	13	14	15	16	17 or Older
6th	1503	41	96.6	1.9	0.3	0.3	0.3	0.1	0.1	0.1	0.1	0.1	0.3
7th	3459	132	98.3	0.5	0.2	0.1	0.2	0.3	0.2	0.0	0.0	0.0	0.3
8th	4023	38	97.8	0.9	0.0	0.2	0.1	0.2	0.3	0.2	0.0	0.0	0.1
9th	3519	78	96.6	0.8	0.3	0.2	0.2	0.2	0.7	0.7	0.2	0.0	0.2
10th	3435	62	97.6	0.6	0.2	0.1	0.1	0.1	0.2	0.3	0.6	0.1	0.1
11th	2923	77	97.3	0.8	0.2	0.1	0.1	0.1	0.2	0.3	0.3	0.5	0.1
12th	2313	37	95.7	1.3	0.3	0.1	0.3	0.1	0.3	0.3	0.3	0.8	0.6
Jr Hi	8985	211	97.8	0.9	0.1	0.2	0.2	0.2	0.2	0.1	0.0	0.0	0.2
Sr Hi	12190	254	96.9	0.8	0.2	0.2	0.2	0.2	0.4	0.4	0.3	0.3	0.2
Total	21175	465	97.3	0.9	0.2	0.2	0.2	0.2	0.3	0.3	0.2	0.2	0.2

Table 6.106: At what age did you first use ecstasy?

Grade Level	N of Valid	N of Miss	Never Used	8 or Under	9	10	11	12	13	14	15	16	17 or Older
6th	1499	45	96.5	1.9	0.2	0.1	0.3	0.1	0.2	0.1	0.1	0.1	0.4
7th	3449	142	98.3	0.3	0.2	0.2	0.1	0.3	0.3	0.1	0.0	0.0	0.3
8th	4012	49	97.0	0.9	0.2	0.2	0.2	0.3	0.7	0.4	0.0	0.0	0.1
9th	3524	73	95.0	0.9	0.3	0.2	0.1	0.5	1.2	1.2	0.4	0.1	0.1
10th	3437	60	95.5	0.6	0.2	0.1	0.3	0.1	0.4	1.0	1.4	0.3	0.1
11th	2922	78	94.8	0.7	0.3	0.1	0.2	0.3	0.4	0.5	1.2	1.2	0.4
12th	2312	38	89.7	1.2	0.4	0.2	0.1	0.2	0.5	1.0	1.8	2.3	2.7
Jr Hi	8960	236	97.4	0.9	0.2	0.2	0.2	0.3	0.4	0.2	0.0	0.0	0.2
Sr Hi	12195	249	94.1	0.8	0.3	0.2	0.2	0.3	0.6	0.9	1.1	0.9	0.7
Total	21155	485	95.5	0.8	0.2	0.2	0.2	0.3	0.6	0.6	0.7	0.5	0.5

Table 6.107: At what age did you first use OxyContin?

Grade Level	N of Valid	N of Miss	Never Used	8 or Under	9	10	11	12	13	14	15	16	17 or Older
6th	1491	53	96.5	1.8	0.3	0.3	0.1	0.1	0.1	0.1	0.1	0.1	0.5
7th	3439	152	98.4	0.3	0.1	0.1	0.2	0.2	0.2	0.1	0.0	0.0	0.3
8th	3997	64	97.4	1.0	0.2	0.1	0.1	0.3	0.6	0.2	0.0	0.0	0.2
9th	3509	88	95.8	0.9	0.2	0.2	0.1	0.5	0.7	0.9	0.4	0.1	0.3
10th	3431	66	96.1	0.7	0.1	0.1	0.1	0.2	0.2	0.6	1.1	0.5	0.2
11th	2916	84	95.2	0.8	0.3	0.0	0.2	0.3	0.1	0.5	0.9	1.5	0.4
12th	2305	45	93.8	1.2	0.3	0.1	0.1	0.3	0.5	0.4	0.7	1.5	1.3
Jr Hi	8927	269	97.6	0.9	0.2	0.1	0.1	0.2	0.3	0.1	0.0	0.0	0.3
Sr Hi	12161	283	95.3	0.8	0.2	0.1	0.1	0.3	0.4	0.6	0.7	0.8	0.5
Total	21088	552	96.3	0.9	0.2	0.1	0.1	0.3	0.4	0.4	0.4	0.5	0.4

## 6.6 Where Do You Use

Table 6.108: Where do you smoke cigarettes?

Grade Level	N of Valid	N of Miss	Do Not Use	At Home	At School	In A Car	Friend's House	Other
6th	1544	0	91.9	2.1	1.6	1.0	1.6	2.7
7th	3591	0	89.4	1.8	0.7	0.7	2.7	3.7
8th	4061	0	85.1	4.6	1.8	2.1	6.9	7.7
9th	3597	0	76.1	7.7	3.8	5.8	11.2	11.9
10th	3497	0	70.6	11.2	7.5	10.9	16.1	14.8
11th	3000	0	66.7	12.1	7.8	15.5	18.2	16.0
12th	2350	0	61.6	14.4	11.0	21.4	22.9	18.5
Jr Hi	9196	0	87.9	3.1	1.4	1.4	4.3	5.3
Sr Hi	12444	0	69.5	11.0	7.2	12.5	16.5	14.9
Total	21640	0	77.3	7.7	4.7	7.8	11.3	10.8

Table 6.109: Where do you use smokeless tobacco?

Grade Level	N of Valid	N of Miss	Do Not Use	At Home	At School	In A Car	Friend's House	Other
6th	1544	0	93.8	1.6	1.6	1.0	0.9	1.6
7th	3591	0	93.9	0.5	0.4	0.2	0.5	1.3
8th	4061	0	95.4	1.1	1.0	0.6	1.3	1.2
9th	3597	0	92.2	1.5	1.3	1.0	1.6	2.3
10th	3497	0	93.1	1.3	1.3	1.1	1.8	1.9
11th	3000	0	91.5	1.5	1.0	1.0	2.0	2.2
12th	2350	0	89.7	2.7	2.4	2.1	3.2	3.4
Jr Hi	9196	0	94.6	0.9	0.9	0.5	0.9	1.3
Sr Hi	12444	0	91.8	1.7	1.4	1.2	2.1	2.4
Total	21640	0	93.0	1.4	1.2	0.9	1.6	1.9

Table 6.110: Where do you smoke cigars?

Grade Level	N of Valid	N of Miss	Do Not Use	At Home	At School	In A Car	Friend's House	Other
6th	1544	0	93.6	1.6	1.9	1.1	1.3	1.7
7th	3591	0	92.4	1.3	0.4	0.2	0.8	1.7
8th	4061	0	91.1	2.8	1.4	1.2	2.9	3.2
9th	3597	0	84.3	4.0	1.8	2.1	5.2	6.2
10th	3497	0	82.4	4.2	1.5	2.9	8.3	6.8
11th	3000	0	78.7	4.6	1.5	3.5	8.7	8.0
12th	2350	0	74.0	6.0	2.8	6.6	12.5	10.3
Jr Hi	9196	0	92.0	2.0	1.1	0.8	1.8	2.4
Sr Hi	12444	0	80.5	4.6	1.8	3.5	8.3	7.6
Total	21640	0	85.4	3.5	1.5	2.3	5.5	5.4

Table 6.111: Where do you drink beer?

Grade Level	N of Valid	N of Miss	Do Not Use	At Home	At School	In A Car	Friend's House	Other
6th	1544	0	87.8	6.1	1.9	1.4	2.1	3.6
7th	3591	0	78.5	10.5	0.6	0.6	5.0	6.5
8th	4061	0	65.9	16.0	1.4	1.8	16.0	13.0
9th	3597	0	50.3	19.3	2.3	4.6	29.3	18.6
10th	3497	0	36.7	23.4	2.8	8.6	46.4	25.8
11th	3000	0	29.2	24.0	3.0	10.6	52.7	27.8
12th	2350	0	24.3	24.9	4.6	15.6	60.1	31.6
Jr Hi	9196	0	74.5	12.2	1.2	1.3	9.3	8.9
Sr Hi	12444	0	36.5	22.7	3.0	9.2	45.6	25.3
Total	21640	0	52.6	18.2	2.2	5.9	30.2	18.3

Table 6.112: Where do you drink wine coolers?

Grade Level	N of Valid	N of Miss	Do Not Use	At Home	At School	In A Car	Friend's House	Other
6th	1544	0	88.5	5.2	1.8	1.0	1.7	2.8
7th	3591	0	80.5	9.3	0.6	0.6	3.4	5.9
8th	4061	0	71.9	14.0	1.3	1.5	10.8	10.1
9th	3597	0	59.6	17.3	2.0	2.9	19.7	13.3
10th	3497	0	53.8	18.7	1.8	4.3	28.9	15.9
11th	3000	0	46.7	20.1	1.7	4.9	31.9	18.2
12th	2350	0	46.3	19.1	2.8	7.3	36.3	18.9
Jr Hi	9196	0	78.0	10.7	1.1	1.0	6.4	7.2
Sr Hi	12444	0	52.3	18.7	2.0	4.6	28.4	16.3
Total	21640	0	63.3	15.3	1.6	3.1	19.0	12.4



Table 6.113: Where do you drink liquor?

Grade Level	N of Valid	N of Miss	Do Not Use	At Home	At School	In A Car	Friend's House	Other
6th	1544	0	89.7	4.1	1.9	1.2	1.7	2.7
7th	3591	0	83.7	6.3	0.5	0.6	3.5	4.6
8th	4061	0	72.7	12.3	1.7	1.5	12.4	10.5
9th	3597	0	55.5	16.2	2.5	3.6	25.5	16.9
10th	3497	0	40.5	20.7	3.2	6.6	43.9	23.3
11th	3000	0	32.1	22.3	3.2	8.7	48.6	26.9
12th	2350	0	27.2	23.2	4.2	12.4	56.3	30.8
Jr Hi	9196	0	79.8	8.6	1.3	1.1	7.1	6.9
Sr Hi	12444	0	40.3	20.2	3.2	7.3	42.0	23.8
Total	21640	0	57.1	15.3	2.4	4.7	27.2	16.6

Table 6.114: Where do you smoke marijuana?

Grade Level	N of Valid	N of Miss	Do Not Use	At Home	At School	In A Car	Friend's House	Other
6th	1544	0	92.9	1.3	1.5	1.2	1.7	1.7
7th	3591	0	92.1	1.3	0.5	0.5	1.3	1.7
8th	4061	0	88.1	3.1	1.5	2.2	5.5	5.6
9th	3597	0	76.9	5.9	2.9	5.7	11.8	10.9
10th	3497	0	66.0	9.8	5.2	12.3	21.8	17.2
11th	3000	0	59.9	11.8	5.5	15.8	26.2	19.0
12th	2350	0	52.0	14.9	8.1	24.6	33.1	23.7
Jr Hi	9196	0	90.5	2.1	1.1	1.4	3.2	3.4
Sr Hi	12444	0	65.1	10.1	5.2	13.5	22.1	17.1
Total	21640	0	75.9	6.7	3.4	8.4	14.1	11.3

Table 6.115: Where do you use cocaine?

Grade Level	N of Valid	N of Miss	Do Not Use	At Home	At School	In A Car	Friend's House	Other
6th	1544	0	93.5	1.4	1.6	1.4	0.8	1.8
7th	3591	0	93.7	0.4	0.4	0.4	0.5	0.9
8th	4061	0	95.1	0.8	1.4	0.9	1.2	1.2
9th	3597	0	91.8	1.6	1.4	1.4	2.1	1.9
10th	3497	0	92.3	1.3	1.0	1.2	2.3	2.2
11th	3000	0	91.0	1.3	1.3	1.6	2.5	2.0
12th	2350	0	88.2	3.1	2.4	3.4	4.9	3.5
Jr Hi	9196	0	94.3	0.7	1.0	0.8	0.8	1.2
Sr Hi	12444	0	91.1	1.7	1.5	1.8	2.8	2.3
Total	21640	0	92.5	1.3	1.3	1.3	2.0	1.8

Table 6.116: Where do you use uppers?

Grade Level	N of Valid	N of Miss	Do Not Use	At Home	At School	In A Car	Friend's House	Other
6th	1544	0	93.3	1.2	1.8	1.0	1.0	1.6
7th	3591	0	93.4	0.5	0.4	0.3	0.4	0.8
8th	4061	0	95.3	0.9	1.3	0.7	0.9	1.1
9th	3597	0	91.7	1.8	1.6	1.1	2.1	1.8
10th	3497	0	93.1	1.3	1.2	1.0	1.7	1.7
11th	3000	0	91.6	1.9	1.7	1.0	1.6	1.7
12th	2350	0	90.8	2.7	2.5	1.4	2.9	2.5
Jr Hi	9196	0	94.2	0.8	1.0	0.6	0.7	1.1
Sr Hi	12444	0	91.9	1.8	1.7	1.1	2.0	1.9
Total	21640	0	92.9	1.4	1.4	0.9	1.5	1.5

Table 6.117: Where do you use downers?

Grade Level	N of Valid	N of Miss	Do Not Use	At Home	At School	In A Car	Friend's House	Other
6th	1544	0	93.1	1.6	1.6	1.0	1.2	1.5
7th	3591	0	93.2	0.5	0.4	0.3	0.5	0.6
8th	4061	0	95.2	1.2	1.1	0.9	1.1	1.2
9th	3597	0	91.5	2.3	1.8	1.3	2.0	1.6
10th	3497	0	92.0	2.2	1.8	1.2	1.9	1.9
11th	3000	0	90.8	2.4	1.8	1.0	2.2	1.8
12th	2350	0	89.3	3.4	2.6	1.8	3.1	3.0
Jr Hi	9196	0	94.1	1.0	0.9	0.7	0.8	1.0
Sr Hi	12444	0	91.1	2.5	1.9	1.3	2.2	2.0
Total	21640	0	92.3	1.8	1.5	1.0	1.6	1.6

Table 6.118: Where do you use inhalants?

Grade Level	N of Valid	N of Miss	Do Not Use	At Home	At School	In A Car	Friend's House	Other
6th	1544	0	91.9	1.9	2.6	0.9	1.3	1.7
7th	3591	0	91.8	1.4	1.6	0.4	0.8	1.2
8th	4061	0	93.3	2.2	2.2	0.9	1.6	1.7
9th	3597	0	91.6	2.0	1.8	1.0	2.0	1.6
10th	3497	0	92.9	2.0	1.7	0.9	1.3	1.4
11th	3000	0	92.4	1.4	1.0	0.5	0.9	1.1
12th	2350	0	92.7	2.1	1.7	1.1	1.7	1.4
Jr Hi	9196	0	92.5	1.8	2.0	0.7	1.2	1.5
Sr Hi	12444	0	92.4	1.9	1.6	0.9	1.5	1.4
Total	21640	0	92.4	1.9	1.8	0.8	1.4	1.4

Table 6.119: Where do you use hallucinogens?

Grade Level	N of Valid	N of Miss	Do Not Use	At Home	At School	In A Car	Friend's House	Other
6th	1544	0	92.7	1.5	1.7	1.0	1.0	1.5
7th	3591	0	93.2	0.3	0.3	0.3	0.4	0.7
8th	4061	0	95.2	1.1	1.2	0.9	1.1	1.2
9th	3597	0	91.7	1.6	1.3	0.9	1.7	1.9
10th	3497	0	91.6	1.4	1.3	1.3	2.6	2.5
11th	3000	0	90.2	2.0	1.1	1.3	2.8	2.8
12th	2350	0	88.8	2.8	2.2	2.0	4.1	3.9
Jr Hi	9196	0	94.0	0.8	0.9	0.7	0.8	1.1
Sr Hi	12444	0	90.8	1.8	1.4	1.3	2.7	2.7
Total	21640	0	92.1	1.4	1.2	1.0	1.9	2.0

Table 6.120: Where do you use heroin?

Grade Level	N of Valid	N of Miss	Do Not Use	At Home	At School	In A Car	Friend's House	Other
6th	1544	0	92.7	1.2	1.9	1.0	1.2	1.5
7th	3591	0	93.2	0.3	0.3	0.3	0.4	0.7
8th	4061	0	95.6	1.0	1.1	0.7	0.8	1.0
9th	3597	0	93.0	1.2	1.4	0.8	1.2	1.3
10th	3497	0	94.1	0.8	1.0	1.0	1.1	1.2
11th	3000	0	93.2	0.9	1.2	0.7	0.9	1.1
12th	2350	0	92.6	2.0	2.0	1.2	1.8	1.8
Jr Hi	9196	0	94.2	0.8	0.9	0.6	0.7	1.0
Sr Hi	12444	0	93.3	1.2	1.3	0.9	1.2	1.3
Total	21640	0	93.7	1.0	1.2	0.8	1.0	1.2

Table 6.121: Where do you use steroids?

Grade Level	N of Valid	N of Miss	Do Not Use	At Home	At School	In A Car	Friend's House	Other
6th	1544	0	92.6	1.4	1.6	1.0	1.1	1.4
7th	3591	0	93.2	0.3	0.4	0.3	0.3	0.6
8th	4061	0	95.9	0.7	1.1	0.8	0.7	1.0
9th	3597	0	92.8	1.5	1.3	0.9	0.9	1.1
10th	3497	0	94.7	0.8	1.1	0.6	0.7	1.1
11th	3000	0	93.0	1.0	1.0	0.5	0.7	0.8
12th	2350	0	93.2	1.8	1.5	0.9	1.2	1.1
Jr Hi	9196	0	94.3	0.7	0.9	0.6	0.6	0.9
Sr Hi	12444	0	93.4	1.2	1.2	0.7	0.9	1.1
Total	21640	0	93.8	1.0	1.1	0.7	0.8	1.0

Table 6.122: Where do you use ecstasy?

Grade Level	N of Valid	N of Miss	Do Not Use	At Home	At School	In A Car	Friend's House	Other
6th	1544	0	92.7	1.2	1.6	1.0	1.2	1.5
7th	3591	0	92.9	0.4	0.2	0.2	0.5	0.7
8th	4061	0	95.0	1.0	1.2	0.8	1.1	1.3
9th	3597	0	91.4	1.5	1.5	1.2	2.1	2.3
10th	3497	0	92.6	1.0	0.9	1.1	2.3	2.0
11th	3000	0	91.2	1.3	1.1	1.1	2.2	2.1
12th	2350	0	88.0	2.4	2.0	2.1	4.2	4.6
Jr Hi	9196	0	93.8	0.8	0.9	0.6	0.9	1.1
Sr Hi	12444	0	91.1	1.5	1.3	1.3	2.6	2.6
Total	21640	0	92.2	1.2	1.1	1.0	1.9	2.0

Table 6.123: Where do you use OxyContin?

Grade Level	N of Valid	N of Miss	Do Not Use	At Home	At School	In A Car	Friend's House	Other
6th	1544	0	92.2	1.2	1.4	0.9	0.7	1.8
7th	3591	0	92.6	0.4	0.3	0.3	0.4	0.7
8th	4061	0	94.7	0.9	1.2	0.7	1.0	1.0
9th	3597	0	91.6	1.6	1.3	1.0	1.9	1.6
10th	3497	0	92.7	1.4	1.4	1.1	1.8	1.5
11th	3000	0	91.5	1.2	1.6	1.0	2.0	1.8
12th	2350	0	91.0	2.3	2.1	1.9	2.2	2.2
Jr Hi	9196	0	93.5	0.8	0.8	0.5	0.7	1.0
Sr Hi	12444	0	91.8	1.6	1.6	1.2	2.0	1.7
Total	21640	0	92.5	1.2	1.3	0.9	1.4	1.4

Table 6.124: Where do you use any tobacco?

Grade Level	N of Valid	N of Miss	Do Not Use	At Home	At School	In A Car	Friend's House	Other
6th	1544	0	94.2	2.1	2.2	1.2	1.4	1.9
7th	3591	0	94.5	1.5	0.5	0.3	0.9	2.3
8th	4061	0	96.1	3.2	1.6	1.4	3.3	3.8
9th	3597	0	92.9	4.4	2.2	2.3	5.7	6.8
10th	3497	0	93.9	4.8	2.1	3.4	9.1	7.6
11th	3000	0	92.5	5.3	1.9	3.9	9.6	8.9
12th	2350	0	90.6	7.1	3.7	7.7	13.8	11.7
Jr Hi	9196	0	95.1	2.4	1.2	0.9	2.0	2.9
Sr Hi	12444	0	92.6	5.2	2.4	4.0	9.1	8.5
Total	21640	0	93.7	4.0	1.9	2.7	6.1	6.1

Table 6.125: Where do you use any alcohol?

Grade Level	N of Valid	N of Miss	Do Not Use	At Home	At School	In A Car	Friend's House	Other
6th	1544	0	93.1	9.5	2.5	1.9	2.8	5.6
7th	3591	0	88.7	15.6	0.9	0.9	6.6	9.9
8th	4061	0	81.3	21.9	2.1	2.5	19.0	17.6
9th	3597	0	68.9	26.7	3.3	5.6	34.4	24.4
10th	3497	0	61.2	30.5	4.2	9.6	51.5	30.6
11th	3000	0	55.2	32.2	4.3	12.1	57.6	33.7
12th	2350	0	52.6	32.2	6.0	17.2	64.8	36.5
Jr Hi	9196	0	86.2	17.4	1.7	1.8	11.5	12.6
Sr Hi	12444	0	60.4	30.1	4.3	10.5	50.5	30.7
Total	21640	0	71.3	24.7	3.2	6.8	33.9	23.0

Table 6.126: Where do you use any illicit drugs?

Grade Level	N of Valid	N of Miss	Do Not Use	At Home	At School	In A Car	Friend's House	Other
6th	1544	0	94.8	3.6	3.8	2.2	2.7	3.0
7th	3591	0	95.0	3.0	2.0	1.1	2.3	2.8
8th	4061	0	97.2	5.7	3.6	3.1	7.2	7.5
9th	3597	0	94.7	8.6	5.2	6.9	13.7	12.6
10th	3497	0	96.0	12.1	7.2	13.4	23.4	19.0
11th	3000	0	95.0	14.9	7.4	16.9	27.9	20.8
12th	2350	0	95.1	18.4	10.9	26.4	36.0	27.2
Jr Hi	9196	0	95.9	4.3	3.0	2.2	4.6	4.9
Sr Hi	12444	0	95.2	12.9	7.4	14.8	24.1	19.1
Total	21640	0	95.5	9.2	5.5	9.4	15.8	13.1

## 6.7 When Do You Use

Table 6.127: When do you smoke cigarettes?

Grade Level	N of Valid	N of Miss	Do Not Use	Before School	During School	After School	Week Nights	Week ends
6th	1544	0	91.0	1.0	1.5	0.9	0.8	1.8
7th	3591	0	88.5	0.8	0.7	2.3	1.2	4.1
8th	4061	0	85.6	1.8	1.4	5.1	4.1	9.1
9th	3597	0	75.4	4.3	2.9	8.5	6.8	15.7
10th	3497	0	71.9	7.0	6.0	12.6	9.3	20.3
11th	3000	0	67.3	8.4	6.9	13.0	11.6	23.1
12th	2350	0	62.5	12.7	11.9	17.8	17.0	28.9
Jr Hi	9196	0	87.6	1.3	1.1	3.3	2.4	5.9
Sr Hi	12444	0	70.0	7.6	6.4	12.5	10.6	21.3
Total	21640	0	77.5	4.9	4.2	8.6	7.1	14.7

Table 6.128: When do you use smokeless tobacco?

Grade Level	N of Valid	N of Miss	Do Not Use	Before School	During School	After School	Week Nights	Week ends
6th	1544	0	92.0	0.8	1.4	0.6	0.5	1.0
7th	3591	0	92.7	0.3	0.5	0.5	0.4	0.9
8th	4061	0	94.8	0.7	1.0	1.0	0.7	1.5
9th	3597	0	90.2	0.9	1.3	1.6	1.2	2.9
10th	3497	0	92.3	0.7	1.1	1.5	1.1	2.9
11th	3000	0	89.8	1.1	1.0	1.4	1.1	3.0
12th	2350	0	89.7	1.6	2.0	2.2	1.7	3.9
Jr Hi	9196	0	93.5	0.6	0.9	0.8	0.6	1.2
Sr Hi	12444	0	90.6	1.0	1.3	1.6	1.2	3.1
Total	21640	0	91.8	0.8	1.1	1.3	1.0	2.3

Table 6.129: When do you smoke cigars?

Grade Level	N of Valid	N of Miss	Do Not Use	Before School	During School	After School	Week Nights	Week ends
6th	1544	0	91.3	0.8	1.5	0.8	0.8	1.2
7th	3591	0	91.6	0.3	0.4	0.8	0.4	2.1
8th	4061	0	91.2	0.8	1.1	1.8	1.5	4.9
9th	3597	0	83.7	1.2	1.4	2.6	2.3	8.1
10th	3497	0	83.6	0.8	1.0	2.4	2.2	11.2
11th	3000	0	78.9	0.9	1.3	2.2	2.1	13.9
12th	2350	0	74.8	1.8	2.2	3.9	4.8	18.5
Jr Hi	9196	0	91.4	0.6	0.9	1.3	1.0	3.2
Sr Hi	12444	0	80.8	1.1	1.4	2.7	2.7	12.3
Total	21640	0	85.3	0.9	1.2	2.1	2.0	8.5

Table 6.130: When do you drink beer?

Grade Level	N of Valid	N of Miss	Do Not Use	Before School	During School	After School	Week Nights	Week ends
6th	1544	0	87.1	1.1	1.6	1.0	1.4	4.8
7th	3591	0	79.9	0.4	0.8	2.3	2.8	12.4
8th	4061	0	68.9	0.9	1.4	4.8	5.9	25.1
9th	3597	0	51.7	1.3	1.7	5.5	7.6	39.1
10th	3497	0	38.8	1.3	1.6	6.1	8.5	54.9
11th	3000	0	31.3	2.1	2.1	5.8	8.6	60.7
12th	2350	0	25.7	2.5	2.8	7.5	12.6	66.7
Jr Hi	9196	0	76.2	0.7	1.2	3.2	3.9	16.7
Sr Hi	12444	0	38.2	1.7	2.0	6.1	9.0	54.0
Total	21640	0	54.4	1.3	1.6	4.9	6.9	38.1

Table 6.131: When do you drink wine coolers?

Grade Level	N of Valid	N of Miss	Do Not Use	Before School	During School	After School	Week Nights	Week ends
6th	1544	0	88.2	1.0	1.2	0.8	1.6	4.0
7th	3591	0	81.6	0.4	0.6	1.8	2.4	10.1
8th	4061	0	74.3	0.9	1.3	3.5	4.9	20.0
9th	3597	0	60.7	1.3	1.2	3.9	5.9	30.4
10th	3497	0	55.5	0.9	0.9	3.9	5.9	38.0
11th	3000	0	48.5	1.4	1.3	3.5	5.7	42.8
12th	2350	0	47.7	1.7	1.9	4.6	7.1	44.5
Jr Hi	9196	0	79.5	0.7	1.0	2.4	3.3	13.4
Sr Hi	12444	0	53.8	1.3	1.3	3.9	6.1	38.2
Total	21640	0	64.7	1.0	1.2	3.3	4.9	27.6

Table 6.132: When do you drink liquor?

Grade Level	N of Valid	N of Miss	Do Not Use	Before School	During School	After School	Week Nights	Week ends
6th	1544	0	89.1	1.1	1.3	0.9	1.0	3.6
7th	3591	0	84.3	0.5	0.7	1.5	2.1	8.1
8th	4061	0	74.3	1.1	1.5	3.8	4.7	20.2
9th	3597	0	56.7	1.4	1.7	4.6	6.5	34.3
10th	3497	0	42.3	1.4	1.8	5.5	7.4	51.2
11th	3000	0	33.1	1.7	2.3	5.3	7.4	58.6
12th	2350	0	28.7	2.3	2.6	6.4	10.1	63.4
Jr Hi	9196	0	80.7	0.8	1.1	2.4	3.1	12.7
Sr Hi	12444	0	41.7	1.6	2.0	5.3	7.6	50.4
Total	21640	0	58.3	1.3	1.6	4.1	5.7	34.4

Table 6.133: When do you smoke marijuana?

Grade Level	N of Valid	N of Miss	Do Not Use	Before School	During School	After School	Week Nights	Week ends
6th	1544	0	90.9	1.2	1.4	0.8	0.7	1.4
7th	3591	0	91.1	0.5	0.5	1.2	0.4	2.2
8th	4061	0	88.4	1.5	1.2	2.8	2.9	7.8
9th	3597	0	76.2	2.9	2.4	6.0	5.6	15.6
10th	3497	0	68.0	4.7	4.5	9.6	8.7	26.3
11th	3000	0	60.7	5.3	4.4	10.5	11.1	30.8
12th	2350	0	54.3	7.3	7.8	15.1	17.2	37.6
Jr Hi	9196	0	89.8	1.0	1.0	1.8	1.6	4.5
Sr Hi	12444	0	66.0	4.8	4.5	9.8	10.0	26.4
Total	21640	0	76.1	3.2	3.0	6.4	6.4	17.1

Table 6.134: When do you use cocaine?

Grade Level	N of Valid	N of Miss	Do Not Use	Before School	During School	After School	Week Nights	Week ends
6th	1544	0	91.3	1.2	1.4	0.7	0.6	1.1
7th	3591	0	92.7	0.4	0.5	0.5	0.4	0.8
8th	4061	0	94.7	0.8	1.3	0.8	1.1	1.4
9th	3597	0	90.2	1.0	1.3	1.3	0.9	2.4
10th	3497	0	92.1	0.7	1.0	1.2	1.2	3.3
11th	3000	0	90.1	1.1	1.2	1.8	1.5	3.0
12th	2350	0	87.9	1.8	2.3	2.3	2.4	5.5
Jr Hi	9196	0	93.4	0.7	1.0	0.7	0.7	1.1
Sr Hi	12444	0	90.3	1.1	1.4	1.6	1.4	3.4
Total	21640	0	91.6	0.9	1.2	1.2	1.1	2.4



Table 6.135: When do you use uppers?

Grade Level	N of Valid	N of Miss	Do Not Use	Before School	During School	After School	Week Nights	Week ends
6th	1544	0	90.5	0.8	1.2	0.7	0.8	0.8
7th	3591	0	92.3	0.4	0.5	0.6	0.4	0.8
8th	4061	0	94.7	0.8	1.1	0.9	0.9	1.3
9th	3597	0	89.9	1.1	1.5	1.2	1.1	2.6
10th	3497	0	92.7	0.9	1.2	1.3	1.0	2.4
11th	3000	0	90.4	1.1	1.4	1.3	1.4	2.3
12th	2350	0	89.7	1.9	2.2	1.9	1.6	3.7
Jr Hi	9196	0	93.1	0.7	0.9	0.7	0.7	1.0
Sr Hi	12444	0	90.8	1.2	1.5	1.4	1.3	2.7
Total	21640	0	91.7	1.0	1.3	1.1	1.0	2.0

Table 6.136: When do you use downers?

Grade Level	N of Valid	N of Miss	Do Not Use	Before School	During School	After School	Week Nights	Week ends
6th	1544	0	90.7	1.0	1.6	0.6	0.6	0.8
7th	3591	0	92.3	0.3	0.4	0.5	0.3	0.6
8th	4061	0	94.7	0.9	1.0	1.1	1.1	1.3
9th	3597	0	89.7	1.3	1.5	1.5	1.4	2.4
10th	3497	0	91.9	1.2	1.4	1.4	1.5	2.7
11th	3000	0	90.1	1.1	1.4	1.3	1.6	2.7
12th	2350	0	88.4	2.0	2.5	2.3	2.4	4.5
Jr Hi	9196	0	93.1	0.7	0.9	0.8	0.7	0.9
Sr Hi	12444	0	90.1	1.4	1.6	1.6	1.7	2.9
Total	21640	0	91.4	1.1	1.3	1.2	1.3	2.1

Table 6.137: When do you use inhalants?

Grade Level	N of Valid	N of Miss	Do Not Use	Before School	During School	After School	Week Nights	Week ends
6th	1544	0	89.6	0.9	1.8	0.8	0.8	1.5
7th	3591	0	90.9	0.6	1.4	1.1	0.8	1.2
8th	4061	0	93.0	0.7	2.0	1.4	1.6	2.0
9th	3597	0	89.8	0.8	1.6	1.4	1.3	2.3
10th	3497	0	92.9	0.7	1.3	1.5	1.0	1.7
11th	3000	0	91.4	0.8	1.1	1.0	1.1	1.6
12th	2350	0	91.4	1.1	1.9	1.5	1.2	2.0
Jr Hi	9196	0	91.6	0.7	1.7	1.2	1.2	1.6
Sr Hi	12444	0	91.4	0.9	1.4	1.4	1.2	1.9
Total	21640	0	91.5	0.8	1.6	1.3	1.2	1.8

Table 6.138: When do you use hallucinogens?

Grade Level	N of Valid	N of Miss	Do Not Use	Before School	During School	After School	Week Nights	Week ends
6th	1544	0	90.4	1.1	1.1	0.8	0.8	1.0
7th	3591	0	92.4	0.3	0.5	0.4	0.3	0.7
8th	4061	0	94.7	0.8	1.0	0.8	0.9	1.2
9th	3597	0	90.2	0.8	1.3	1.2	0.9	2.3
10th	3497	0	91.7	0.7	1.0	1.0	1.2	3.5
11th	3000	0	89.6	0.9	0.9	1.3	1.3	3.6
12th	2350	0	88.2	1.3	1.5	1.7	1.8	5.4
Jr Hi	9196	0	93.1	0.7	0.8	0.7	0.7	1.0
Sr Hi	12444	0	90.1	0.9	1.2	1.2	1.2	3.5
Total	21640	0	91.4	0.8	1.0	1.0	1.0	2.5

Table 6.139: When do you use heroin?

Grade Level	N of Valid	N of Miss	Do Not Use	Before School	During School	After School	Week Nights	Week ends
6th	1544	0	90.9	0.9	1.4	0.8	0.6	0.9
7th	3591	0	92.4	0.3	0.5	0.4	0.4	0.8
8th	4061	0	95.2	0.7	1.1	0.8	0.8	0.9
9th	3597	0	90.9	0.7	1.4	1.0	0.9	1.4
10th	3497	0	93.8	0.7	0.9	1.0	0.9	1.3
11th	3000	0	91.8	0.7	1.2	0.8	0.8	1.4
12th	2350	0	91.2	1.2	1.8	1.5	1.5	2.2
Jr Hi	9196	0	93.4	0.6	0.9	0.6	0.6	0.9
Sr Hi	12444	0	92.0	0.8	1.3	1.1	1.0	1.6
Total	21640	0	92.6	0.7	1.1	0.9	0.8	1.3

Table 6.140: When do you use steroids?

Grade Level	N of Valid	N of Miss	Do Not Use	Before School	During School	After School	Week Nights	Week ends
6th	1544	0	90.3	0.8	1.2	0.7	0.5	1.0
7th	3591	0	92.3	0.3	0.5	0.4	0.4	0.6
8th	4061	0	95.2	0.7	1.0	0.7	0.7	0.9
9th	3597	0	90.7	0.8	1.4	1.2	0.9	1.5
10th	3497	0	94.1	0.6	0.9	0.8	0.7	0.9
11th	3000	0	91.8	0.8	1.1	1.1	0.8	1.1
12th	2350	0	92.1	1.0	1.4	1.4	0.9	1.6
Jr Hi	9196	0	93.2	0.5	0.8	0.6	0.5	0.8
Sr Hi	12444	0	92.2	0.8	1.2	1.1	0.8	1.3
Total	21640	0	92.6	0.7	1.0	0.9	0.7	1.0

Table 6.141: When do you use ecstasy?

Grade Level	N of Valid	N of Miss	Do Not Use	Before School	During School	After School	Week Nights	Week ends
6th	1544	0	90.2	0.9	1.4	0.6	0.6	1.2
7th	3591	0	91.8	0.3	0.4	0.4	0.3	0.8
8th	4061	0	94.5	0.7	1.0	0.7	0.9	1.5
9th	3597	0	89.4	0.7	1.3	1.0	1.0	2.8
10th	3497	0	92.4	0.7	0.8	0.9	0.7	2.9
11th	3000	0	90.3	0.9	1.0	1.2	1.2	2.7
12th	2350	0	88.0	1.2	1.5	1.3	1.5	5.5
Jr Hi	9196	0	92.7	0.6	0.8	0.6	0.6	1.2
Sr Hi	12444	0	90.2	0.8	1.1	1.1	1.1	3.3
Total	21640	0	91.3	0.7	1.0	0.9	0.9	2.4

Table 6.142: When do you use OxyContin?

Grade Level	N of Valid	N of Miss	Do Not Use	Before School	During School	After School	Week Nights	Week ends
6th	1544	0	89.6	0.8	1.1	0.7	0.5	1.2
7th	3591	0	91.3	0.5	0.4	0.4	0.5	0.6
8th	4061	0	94.6	0.7	1.0	0.8	0.7	1.3
9th	3597	0	89.7	1.1	1.3	1.1	1.1	2.2
10th	3497	0	92.8	0.7	1.2	1.0	1.0	2.3
11th	3000	0	90.2	0.7	1.5	1.1	1.0	2.5
12th	2350	0	90.3	1.3	1.8	1.6	1.7	3.1
Jr Hi	9196	0	92.5	0.6	0.8	0.6	0.6	1.0
Sr Hi	12444	0	90.8	0.9	1.4	1.1	1.2	2.5
Total	21640	0	91.5	0.8	1.2	0.9	0.9	1.8

Table 6.143: When do you use any tobacco?

Grade Level	N of Valid	N of Miss	Do Not Use	Before School	During School	After School	Week Nights	Week ends
6th	1544	0	92.2	1.2	1.7	1.0	0.8	1.6
7th	3591	0	93.2	0.4	0.6	1.0	0.6	2.4
8th	4061	0	95.5	1.0	1.3	2.2	1.7	5.3
9th	3597	0	90.8	1.6	1.8	3.1	2.6	8.6
10th	3497	0	93.3	1.0	1.5	3.3	2.8	11.8
11th	3000	0	90.9	1.5	1.7	3.0	2.7	14.5
12th	2350	0	90.4	2.6	3.1	5.0	5.8	19.2
Jr Hi	9196	0	94.1	0.8	1.1	1.5	1.1	3.6
Sr Hi	12444	0	91.4	1.6	1.9	3.5	3.3	13.0
Total	21640	0	92.5	1.2	1.6	2.6	2.4	9.0

Table 6.144: When do you use any alcohol?

Grade Level	N of Valid	N of Miss	Do Not Use	Before School	During School	After School	Week Nights	Week ends
6th	1544	0	91.6	1.8	1.8	1.7	2.7	7.1
7th	3591	0	88.2	0.7	0.9	3.0	3.9	16.6
8th	4061	0	82.3	1.4	1.9	6.0	7.9	30.8
9th	3597	0	69.0	1.9	2.3	7.1	9.7	45.3
10th	3497	0	61.7	2.0	2.4	7.7	10.8	60.5
11th	3000	0	55.7	2.7	3.0	7.1	10.7	67.4
12th	2350	0	53.0	3.1	3.5	9.1	15.0	71.3
Jr Hi	9196	0	86.2	1.2	1.5	4.1	5.5	21.3
Sr Hi	12444	0	60.7	2.4	2.7	7.7	11.2	59.8
Total	21640	0	71.5	1.9	2.2	6.1	8.8	43.5

Table 6.145: When do you use any illicit drugs?

Grade Level	N of Valid	N of Miss	Do Not Use	Before School	During School	After School	Week Nights	Week ends
6th	1544	0	92.4	2.1	3.1	1.9	2.0	3.0
7th	3591	0	93.7	1.5	1.9	2.4	1.5	3.3
8th	4061	0	96.7	2.6	3.1	4.6	4.4	9.7
9th	3597	0	92.4	4.4	4.2	7.6	7.0	17.3
10th	3497	0	95.5	6.0	6.5	11.4	10.2	27.8
11th	3000	0	93.6	6.8	6.4	12.4	13.0	32.5
12th	2350	0	94.1	9.9	10.6	17.4	19.1	40.0
Jr Hi	9196	0	94.8	2.1	2.6	3.3	2.9	6.1
Sr Hi	12444	0	93.9	6.5	6.5	11.7	11.6	28.2
Total	21640	0	94.3	4.6	4.9	8.1	7.9	18.8

## 6.8 While At School Have You

Table 6.146: While at school have you carried a gun?

Grade Level	N of Valid	N of Miss	Never	One Time	2-5 Times	6 or More Times
6th	1447	97	96.8	0.4	0.3	2.6
7th	3351	240	98.3	0.6	0.4	0.8
8th	3951	110	97.5	0.6	0.4	1.4
9th	3420	177	96.3	1.1	0.7	1.8
10th	3370	127	97.7	0.7	0.4	1.2
11th	2853	147	96.8	0.9	0.7	1.5
12th	2263	87	95.7	1.2	0.8	2.3
Jr Hi	8749	447	97.7	0.6	0.4	1.4
Sr Hi	11906	538	96.7	1.0	0.6	1.7
Total	20655	985	97.1	0.8	0.5	1.5

Table 6.147: While at school have you carried a knife, club or other weapon?

Grade Level	N of Valid	N of Miss	Never	One Time	2-5 Times	6 or More Times
6th	1448	96	93.9	1.9	1.3	2.9
7th	3344	247	91.7	4.0	2.0	2.3
8th	3943	118	88.9	5.3	2.7	3.1
9th	3417	180	84.7	6.1	4.2	5.0
10th	3375	122	86.3	5.5	4.2	4.0
11th	2859	141	84.6	5.9	4.3	5.1
12th	2261	89	83.9	5.7	3.7	6.7
Jr Hi	8735	461	90.8	4.2	2.2	2.8
Sr Hi	11912	532	85.0	5.8	4.1	5.1
Total	20647	993	87.4	5.1	3.3	4.1

Table 6.148: While at school have you threatened a student with a gun, knife or club?

Grade Level	N of Valid	N of Miss	Never	One Time	2-5 Times	6 or More Times
6th	1443	101	95.6	1.0	0.8	2.6
7th	3334	257	96.6	1.8	0.7	0.9
8th	3929	132	94.8	2.2	1.2	1.8
9th	3411	186	92.6	2.3	2.2	2.9
10th	3361	136	93.8	2.4	1.6	2.2
11th	2848	152	93.3	2.6	1.8	2.2
12th	2256	94	93.4	2.3	1.6	2.7
Jr Hi	8706	490	95.6	1.9	0.9	1.6
Sr Hi	11876	568	93.3	2.4	1.8	2.5
Total	20582	1058	94.3	2.2	1.4	2.1

Table 6.149: While at school have you threatened to hurt a student by hitting, slapping or kicking?

Grade Level	N of Valid	N of Miss	Never	One Time	2-5 Times	6 or More Times
6th	1445	99	81.5	8.0	4.8	5.6
7th	3338	253	71.0	10.8	9.3	8.8
8th	3936	125	61.4	12.8	13.3	12.5
9th	3417	180	61.8	9.9	14.1	14.3
10th	3369	128	61.2	11.8	13.9	13.0
11th	2854	146	61.8	10.8	15.9	11.5
12th	2262	88	65.3	10.5	13.5	10.6
Jr Hi	8719	477	68.4	11.3	10.4	9.9
Sr Hi	11902	542	62.3	10.8	14.4	12.6
Total	20621	1019	64.9	11.0	12.7	11.4

Table 6.150: While at school have you hurt a student by using a gun, knife or club?

Grade Level	N of Valid	N of Miss	Never	One Time	2-5 Times	6 or More Times
6th	1444	100	96.6	0.5	0.5	2.4
7th	3325	266	98.1	0.7	0.5	0.8
8th	3937	124	96.8	1.1	0.7	1.4
9th	3401	196	95.2	1.5	1.1	2.2
10th	3369	128	96.9	1.1	0.6	1.5
11th	2845	155	95.9	2.1	0.7	1.3
12th	2254	96	96.0	1.2	0.9	1.9
Jr Hi	8706	490	97.3	0.9	0.6	1.3
Sr Hi	11869	575	96.0	1.5	0.8	1.7
Total	20575	1065	96.5	1.2	0.7	1.5

Table 6.151: While at school have you hurt a student by hitting, slapping or kicking?

Grade Level	N of Valid	N of Miss	Never	One Time	2-5 Times	6 or More Times
6th	1439	105	82.6	8.8	4.3	4.4
7th	3329	262	73.7	10.9	8.7	6.7
8th	3932	129	67.5	12.7	11.1	8.6
9th	3396	201	68.4	11.0	10.9	9.7
10th	3363	134	70.1	12.0	10.3	7.6
11th	2848	152	71.5	11.3	10.7	6.6
12th	2253	97	74.5	10.3	8.8	6.5
Jr Hi	8700	496	72.4	11.4	9.1	7.2
Sr Hi	11860	584	70.8	11.2	10.3	7.7
Total	20560	1080	71.4	11.3	9.8	7.5

Table 6.152: While at school have you been threatened with a gun, knife or club by a student?

Grade Level	N of Valid	N of Miss	Never	One Time	2-5 Times	6 or More Times
6th	1436	108	92.9	3.2	1.6	2.3
7th	3318	273	91.1	4.9	2.4	1.6
8th	3935	126	88.0	6.7	3.1	2.2
9th	3401	196	87.3	6.1	3.3	3.3
10th	3355	142	88.6	6.0	3.3	2.1
11th	2848	152	88.0	6.4	3.2	2.4
12th	2248	102	89.9	4.8	2.5	2.8
Jr Hi	8689	507	90.0	5.4	2.6	2.0
Sr Hi	11852	592	88.3	5.9	3.1	2.7
Total	20541	1099	89.0	5.7	2.9	2.4

Table 6.153: While at school have you had a student threaten to hit, slap or kick you?

Grade Level	N of Valid	N of Miss	Never	One Time	2-5 Times	6 or More Times
6th	1434	110	71.5	13.7	7.7	7.2
7th	3325	266	64.9	13.8	11.9	9.4
8th	3945	116	60.5	14.9	14.4	10.2
9th	3403	194	60.4	14.8	14.2	10.7
10th	3361	136	59.6	16.8	14.3	9.3
11th	2849	151	61.4	16.0	14.5	8.1
12th	2250	100	65.2	13.9	13.0	7.9
Jr Hi	8704	492	64.0	14.3	12.3	9.4
Sr Hi	11863	581	61.3	15.5	14.0	9.2
Total	20567	1073	62.5	15.0	13.3	9.3

Table 6.154: While at school have you been afraid a student may hurt you?

Grade Level	N of Valid	N of Miss	Never	One Time	2-5 Times	6 or More Times
6th	1438	106	74.5	14.5	5.6	5.4
7th	3323	268	73.1	14.7	7.3	5.0
8th	3941	120	73.1	14.9	6.9	5.1
9th	3402	195	72.2	15.7	7.4	4.8
10th	3363	134	73.0	15.2	7.7	4.1
11th	2851	149	74.1	15.2	7.3	3.4
12th	2244	106	76.8	13.6	6.3	3.3
Jr Hi	8702	494	73.3	14.7	6.8	5.1
Sr Hi	11860	584	73.8	15.0	7.3	4.0
Total	20562	1078	73.6	14.9	7.1	4.5

Table 6.155: While at school have you been hurt by a student using a gun, knife or club?

Grade Level	N of Valid	N of Miss	Never	One Time	2-5 Times	6 or More Times
6th	1435	109	96.7	1.2	0.2	2.0
7th	3317	274	97.8	0.9	0.5	0.8
8th	3942	119	96.7	1.2	0.6	1.4
9th	3395	202	95.3	1.8	1.0	1.9
10th	3353	144	97.0	1.1	0.7	1.1
11th	2832	168	96.5	1.5	0.4	1.6
12th	2248	102	96.2	1.2	0.8	1.7
Jr Hi	8694	502	97.1	1.1	0.5	1.3
Sr Hi	11828	616	96.3	1.4	0.7	1.6
Total	20522	1118	96.6	1.3	0.6	1.4

Table 6.156: While at school have you been hurt by a student who hit, slapped or kicked you?

Grade Level	N of Valid	N of Miss	Never	One Time	2-5 Times	6 or More Times
6th	1439	105	79.0	10.9	5.8	4.3
7th	3322	269	76.5	11.9	6.6	5.1
8th	3931	130	77.1	10.4	7.5	5.0
9th	3392	205	79.9	9.7	5.8	4.6
10th	3353	144	83.0	9.3	4.4	3.3
11th	2836	164	84.0	8.7	4.2	3.1
12th	2244	106	85.5	7.9	3.9	2.7
Jr Hi	8692	504	77.2	11.0	6.9	4.9
Sr Hi	11825	619	82.8	9.0	4.7	3.5
Total	20517	1123	80.4	9.9	5.6	4.1



Table 6.157: While at school have you been helped by a school security officer?

Grade Level	N of Valid	N of Miss	Never	One Time	2-5 Times	6 or More Times
6th	1437	107	91.6	4.3	1.7	2.3
7th	3294	297	93.5	4.3	1.3	0.9
8th	3926	135	93.6	3.8	1.2	1.3
9th	3395	202	91.4	4.7	2.2	1.8
10th	3357	140	93.3	4.0	1.4	1.3
11th	2834	166	92.9	4.1	1.7	1.3
12th	2242	108	92.0	4.1	2.2	1.7
Jr Hi	8657	539	93.3	4.1	1.4	1.3
Sr Hi	11828	616	92.4	4.2	1.8	1.5
Total	20485	1155	92.8	4.2	1.6	1.4

Table 6.158: While at school have you been in trouble with school security officer?

Grade Level	N of Valid	N of Miss	Never	One Time	2-5 Times	6 or More Times
6th	1431	113	94.1	2.4	0.8	2.8
7th	3294	297	94.5	2.4	1.6	1.5
8th	3909	152	91.6	4.1	2.4	2.0
9th	3388	209	89.1	4.0	3.1	3.8
10th	3351	146	90.1	4.9	3.0	2.1
11th	2831	169	90.8	4.6	2.7	1.9
12th	2241	109	90.0	4.1	2.9	3.0
Jr Hi	8634	562	93.1	3.2	1.8	1.9
Sr Hi	11811	633	89.9	4.4	2.9	2.7
Total	20445	1195	91.3	3.9	2.5	2.4

## 6.9 What Effect Do You Most Often Get When You Use

Table 6.159: What effect do you most often get when you smoke cigarettes?

Grade Level	N of Valid	N of Miss	Do Not Use	No High	A Little High	Very High	Bombed/Stoned
6th	1462	82	94.5	2.5	0.4	0.2	2.4
7th	3374	217	92.6	5.3	1.0	0.5	0.6
8th	3959	102	86.3	11.1	1.6	0.3	0.7
9th	3424	173	77.7	17.5	2.6	0.8	1.4
10th	3389	108	72.1	22.0	4.3	0.7	0.9
11th	2858	142	68.7	24.4	5.5	0.6	0.9
12th	2260	90	61.4	30.1	5.9	0.5	2.1
Jr Hi	8795	401	90.1	7.4	1.2	0.4	0.9
Sr Hi	11931	513	70.9	22.8	4.4	0.7	1.3
Total	20726	914	79.0	16.3	3.0	0.5	1.1

Table 6.160: What effect do you most often get when you use smokeless tobacco?

Grade Level	N of Valid	N of Miss	Do Not Use	No High	A Little High	Very High	Bombed/Stoned
6th	1460	84	96.4	0.6	0.6	0.6	1.8
7th	3374	217	97.5	0.9	0.5	0.5	0.6
8th	3966	95	96.4	1.9	0.6	0.4	0.7
9th	3423	174	94.4	2.8	1.0	0.6	1.2
10th	3393	104	94.7	2.9	1.0	0.6	0.8
11th	2856	144	93.8	3.2	1.5	0.5	1.0
12th	2265	85	90.9	4.4	2.3	0.7	1.7
Jr Hi	8800	396	96.8	1.3	0.6	0.5	0.8
Sr Hi	11937	507	93.7	3.2	1.3	0.6	1.1
Total	20737	903	95.0	2.4	1.0	0.6	1.0

Table 6.161: What effect do you most often get when you smoke cigars?

Grade Level	N of Valid	N of Miss	Do Not Use	No High	A Little High	Very High	Bombed/Stoned
6th	1461	83	95.8	0.8	1.0	0.3	2.1
7th	3372	219	96.0	2.4	0.4	0.6	0.6
8th	3959	102	92.3	5.5	1.2	0.3	0.8
9th	3413	184	87.4	8.7	1.7	0.6	1.6
10th	3385	112	84.8	11.5	1.9	0.9	1.0
11th	2845	155	82.3	13.7	2.4	0.4	1.3
12th	2262	88	77.0	17.0	3.2	0.8	2.1
Jr Hi	8792	404	94.3	3.5	0.9	0.4	0.9
Sr Hi	11905	539	83.4	12.3	2.2	0.7	1.4
Total	20697	943	88.0	8.5	1.6	0.6	1.2

Table 6.162: What effect do you most often get when you drink beer?

Grade Level	N of Valid	N of Miss	Do Not Use	No High	A Little High	Very High	Bombed/Stoned
6th	1458	86	90.5	4.7	1.4	0.8	2.7
7th	3364	227	81.9	12.0	3.7	1.2	1.2
8th	3951	110	68.4	15.5	9.2	3.0	3.9
9th	3402	195	52.5	16.0	16.0	6.7	8.8
10th	3368	129	38.0	14.3	21.5	12.6	13.6
11th	2856	144	31.3	13.4	23.1	15.1	17.1
12th	2246	104	24.8	10.6	24.3	19.2	21.0
Jr Hi	8773	423	77.2	12.4	5.8	1.9	2.7
Sr Hi	11872	572	38.1	13.9	20.8	12.8	14.5
Total	20645	995	54.7	13.2	14.4	8.2	9.5

Table 6.163: What effect do you most often get when you drink wine coolers?

Grade Level	N of Valid	N of Miss	Do Not Use	No High	A Little High	Very High	Bombed/Stoned
6th	1455	89	92.4	3.8	1.0	0.2	2.6
7th	3358	233	83.9	11.5	2.7	1.0	0.8
8th	3953	108	73.7	15.9	6.6	1.4	2.4
9th	3409	188	62.4	18.2	11.6	3.2	4.7
10th	3381	116	55.2	18.0	16.0	5.7	5.1
11th	2850	150	49.4	18.7	19.3	6.0	6.5
12th	2247	103	47.0	14.8	23.0	6.7	8.5
Jr Hi	8766	430	80.7	12.2	4.2	1.1	1.8
Sr Hi	11887	557	54.3	17.6	16.8	5.2	6.0
Total	20653	987	65.5	15.3	11.5	3.5	4.2

Table 6.164: What effect do you most often get when you drink liquor?

Grade Level	N of Valid	N of Miss	Do Not Use	No High	A Little High	Very High	Bombed/Stoned
6th	1452	92	93.2	2.8	1.0	1.0	2.1
7th	3361	230	87.4	6.8	3.2	1.4	1.2
8th	3947	114	74.3	10.8	6.6	3.6	4.7
9th	3410	187	58.4	10.4	12.2	8.1	10.9
10th	3357	140	42.6	9.4	13.7	15.5	18.8
11th	2845	155	33.8	10.0	16.1	17.3	22.8
12th	2255	95	27.9	7.1	15.5	20.2	29.4
Jr Hi	8760	436	82.5	7.9	4.3	2.4	2.9
Sr Hi	11867	577	42.2	9.4	14.2	14.7	19.5
Total	20627	1013	59.3	8.8	10.0	9.5	12.4

Table 6.165: What effect do you most often get when you smoke marijuana?

Grade Level	N of Valid	N of Miss	Do Not Use	No High	A Little High	Very High	Bombed/Stoned
6th	1457	87	95.6	0.4	0.6	0.5	2.9
7th	3365	226	96.0	0.3	0.6	1.3	1.8
8th	3954	107	89.2	0.7	2.3	2.8	5.1
9th	3408	189	79.3	1.1	3.6	6.6	9.4
10th	3370	127	67.8	1.5	6.0	9.8	15.0
11th	2855	145	62.4	1.3	8.7	11.6	16.0
12th	2246	104	53.1	1.5	9.3	13.8	22.3
Jr Hi	8776	420	92.9	0.5	1.4	1.8	3.4
Sr Hi	11879	565	67.0	1.4	6.6	10.0	15.0
Total	20655	985	78.0	1.0	4.4	6.6	10.1

Table 6.166: What effect do you most often get when you use cocaine?

Grade Level	N of Valid	N of Miss	Do Not Use	No High	A Little High	Very High	Bombed/Stoned
6th	1457	87	96.0	0.3	0.4	0.5	2.8
7th	3363	228	97.7	0.2	0.4	0.7	0.9
8th	3957	104	96.5	0.4	0.5	1.0	1.7
9th	3418	179	94.7	0.5	0.6	1.1	3.1
10th	3380	117	94.3	0.5	0.5	1.6	3.1
11th	2857	143	94.2	0.6	0.6	1.5	3.1
12th	2250	100	89.9	0.2	2.0	2.5	5.4
Jr Hi	8777	419	96.9	0.3	0.4	0.8	1.6
Sr Hi	11905	539	93.6	0.5	0.8	1.6	3.5
Total	20682	958	95.0	0.4	0.7	1.3	2.7

Table 6.167: What effect do you most often get when you use uppers?

Grade Level	N of Valid	N of Miss	Do Not Use	No High	A Little High	Very High	Bombed/Stoned
6th	1448	96	96.5	0.1	0.4	0.4	2.5
7th	3347	244	97.8	0.2	0.4	0.8	0.7
8th	3953	108	96.6	0.5	0.5	0.9	1.5
9th	3418	179	94.5	0.4	0.8	1.5	2.8
10th	3377	120	95.0	0.4	0.8	1.8	1.9
11th	2860	140	95.2	0.4	1.0	1.4	2.0
12th	2255	95	92.8	0.5	1.7	1.7	3.3
Jr Hi	8748	448	97.1	0.4	0.4	0.8	1.4
Sr Hi	11910	534	94.5	0.4	1.0	1.6	2.4
Total	20658	982	95.6	0.4	0.8	1.3	2.0

Table 6.168: What effect do you most often get when you use downers?

Grade Level	N of Valid	N of Miss	Do Not Use	No High	A Little High	Very High	Bombed/Stoned
6th	1447	97	96.3	0.7	0.1	0.6	2.3
7th	3349	242	97.9	0.3	0.4	0.8	0.5
8th	3949	112	96.6	0.7	0.7	0.7	1.3
9th	3411	186	94.3	0.9	1.0	1.6	2.2
10th	3381	116	94.2	0.9	1.4	1.6	1.8
11th	2855	145	94.5	0.9	1.2	1.3	2.2
12th	2256	94	91.4	0.7	2.5	2.0	3.4
Jr Hi	8745	451	97.1	0.5	0.5	0.7	1.2
Sr Hi	11903	541	93.8	0.9	1.4	1.6	2.3
Total	20648	992	95.2	0.7	1.0	1.2	1.8

Table 6.169: What effect do you most often get when you use inhalants?

Grade Level	N of Valid	N of Miss	Do Not Use	No High	A Little High	Very High	Bombed/Stoned
6th	1451	93	94.6	0.9	1.2	0.7	2.5
7th	3355	236	95.9	1.3	1.4	0.8	0.7
8th	3950	111	94.5	1.3	2.1	1.0	1.1
9th	3416	181	94.3	0.8	1.6	1.3	2.0
10th	3384	113	95.1	0.6	1.7	1.3	1.3
11th	2849	151	96.0	0.7	1.3	0.4	1.6
12th	2257	93	94.2	0.4	1.6	0.9	2.8
Jr Hi	8756	440	95.0	1.2	1.7	0.9	1.2
Sr Hi	11906	538	94.9	0.6	1.6	1.0	1.9
Total	20662	978	95.0	0.9	1.6	0.9	1.6

Table 6.170: What effect do you most often get when you use hallucinogens?

Grade Level	N of Valid	N of Miss	Do Not Use	No High	A Little High	Very High	Bombed/Stoned
6th	1445	99	96.2	0.3	0.3	0.7	2.6
7th	3342	249	98.1	0.1	0.3	0.6	0.9
8th	3947	114	96.8	0.3	0.5	0.7	1.7
9th	3411	186	94.9	0.4	0.5	1.3	2.9
10th	3376	121	94.5	0.4	0.5	1.1	3.5
11th	2849	151	94.1	0.5	0.4	1.2	3.8
12th	2253	97	91.6	0.2	0.7	1.3	6.3
Jr Hi	8734	462	97.2	0.2	0.4	0.7	1.6
Sr Hi	11889	555	94.0	0.4	0.5	1.2	3.9
Total	20623	1017	95.3	0.3	0.5	1.0	2.9

Table 6.171: What effect do you most often get when you use heroin?

Grade Level	N of Valid	N of Miss	Do Not Use	No High	A Little High	Very High	Bombed/Stoned
6th	1449	95	96.2	0.3	0.3	0.3	2.9
7th	3346	245	98.0	0.3	0.2	0.6	0.9
8th	3947	114	97.2	0.3	0.3	0.5	1.7
9th	3413	184	96.0	0.4	0.5	0.6	2.5
10th	3375	122	96.5	0.4	0.3	1.1	1.8
11th	2844	156	96.7	0.3	0.4	0.6	2.0
12th	2255	95	94.7	0.1	0.7	1.0	3.5
Jr Hi	8742	454	97.3	0.3	0.3	0.5	1.6
Sr Hi	11887	557	96.1	0.3	0.5	0.8	2.4
Total	20629	1011	96.6	0.3	0.4	0.7	2.0

Table 6.172: What effect do you most often get when you use steroids?

Grade Level	N of Valid	N of Miss	Do Not Use	No High	A Little High	Very High	Bombed/Stoned
6th	1449	95	96.5	0.3	0.3	0.6	2.4
7th	3343	248	98.1	0.4	0.3	0.7	0.6
8th	3952	109	97.3	0.6	0.5	0.6	1.0
9th	3419	178	96.1	0.6	0.6	0.8	1.8
10th	3376	121	96.9	0.7	0.4	0.8	1.1
11th	2847	153	96.8	1.0	0.2	0.5	1.4
12th	2253	97	95.7	0.9	0.8	0.5	2.1
Jr Hi	8744	452	97.5	0.5	0.4	0.6	1.1
Sr Hi	11895	549	96.5	0.8	0.5	0.7	1.5
Total	20639	1001	96.9	0.7	0.4	0.7	1.4

Table 6.173: What effect do you most often get when you use ecstasy?

Grade Level	N of Valid	N of Miss	Do Not Use	No High	A Little High	Very High	Bombed/Stoned
6th	1448	96	96.3	0.1	0.5	0.3	2.9
7th	3332	259	97.8	0.2	0.4	0.7	0.8
8th	3944	117	96.6	0.3	0.6	0.8	1.7
9th	3419	178	94.3	0.5	0.6	1.3	3.3
10th	3374	123	94.8	0.3	0.5	1.8	2.5
11th	2845	155	94.8	0.4	0.6	1.2	3.1
12th	2254	96	90.5	0.4	1.0	1.9	6.2
Jr Hi	8724	472	97.0	0.3	0.5	0.7	1.5
Sr Hi	11892	552	93.8	0.4	0.7	1.5	3.6
Total	20616	1024	95.2	0.3	0.6	1.2	2.7

Table 6.174: What effect do you most often get when you use OxyContin?

Grade Level	N of Valid	N of Miss	Do Not Use	No High	A Little High	Very High	Bombed/Stoned
6th	1438	106	96.4	0.3	0.3	0.5	2.4
7th	3316	275	98.0	0.3	0.3	0.7	0.7
8th	3927	134	97.0	0.6	0.4	0.6	1.4
9th	3407	190	95.0	0.6	0.5	1.4	2.5
10th	3373	124	95.6	0.4	0.7	1.3	1.9
11th	2844	156	95.0	0.5	0.7	1.4	2.4
12th	2248	102	93.6	0.3	1.0	1.7	3.4
Jr Hi	8681	515	97.3	0.4	0.4	0.6	1.3
Sr Hi	11872	572	94.9	0.5	0.7	1.4	2.5
Total	20553	1087	95.9	0.4	0.6	1.1	2.0

## 6.10 How Easy Is It To Get

Table 6.175: How easy is it to get cigarettes?

Grade Level	N of Valid	N of Miss	Cannot Get	Very Difficult	Fairly Difficult	Fairly Easy	Very Easy
6th	1420	124	71.1	3.6	3.8	8.0	13.5
7th	3198	393	55.5	5.3	7.2	14.3	17.7
8th	3873	188	40.3	3.5	8.9	20.6	26.7
9th	3333	264	28.7	2.3	7.2	24.1	37.7
10th	3354	143	18.0	1.5	5.9	28.1	46.5
11th	2820	180	14.5	1.4	4.5	25.0	54.6
12th	2243	107	8.2	0.6	2.4	20.1	68.7
Jr Hi	8491	705	51.2	4.2	7.4	16.1	21.1
Sr Hi	11750	694	18.3	1.5	5.3	24.7	50.2
Total	20241	1399	32.1	2.7	6.2	21.1	38.0

Table 6.176: How easy is it to get smokeless tobacco?

Grade Level	N of Valid	N of Miss	Cannot Get	Very Difficult	Fairly Difficult	Fairly Easy	Very Easy
6th	1417	127	80.2	3.8	4.9	4.4	6.7
7th	3163	428	70.1	6.4	7.8	8.3	7.4
8th	3831	230	56.0	7.3	12.0	12.2	12.5
9th	3263	334	45.5	5.4	11.7	17.8	19.6
10th	3277	220	35.2	4.4	14.0	23.2	23.3
11th	2743	257	29.7	3.2	11.7	23.9	31.4
12th	2183	167	19.8	2.6	6.3	23.9	47.5
Jr Hi	8411	785	65.4	6.4	9.2	9.4	9.6
Sr Hi	11466	978	33.9	4.0	11.3	22.0	28.8
Total	19877	1763	47.2	5.0	10.4	16.7	20.7



Table 6.177: How easy is it to get cigars?

Grade Level	N of Valid	N of Miss	Cannot Get	Very Difficult	Fairly Difficult	Fairly Easy	Very Easy
6th	1418	126	75.7	4.7	4.2	6.3	9.2
7th	3169	422	64.2	6.8	8.0	10.2	10.8
8th	3830	231	50.9	7.4	10.6	14.5	16.5
9th	3275	322	39.1	5.7	11.7	19.3	24.2
10th	3309	188	27.6	5.1	14.1	24.1	29.0
11th	2769	231	22.5	3.8	10.4	25.5	37.8
12th	2198	152	14.5	2.3	6.1	22.7	54.5
Jr Hi	8417	779	60.1	6.7	8.5	11.5	13.1
Sr Hi	11551	893	27.2	4.4	11.0	22.8	34.6
Total	19968	1672	41.0	5.4	10.0	18.0	25.6

Table 6.178: How easy is it to get beer?

Grade Level	N of Valid	N of Miss	Cannot Get	Very Difficult	Fairly Difficult	Fairly Easy	Very Easy
6th	1414	130	67.3	4.8	4.8	8.3	14.8
7th	3192	399	49.9	5.2	8.2	14.0	22.7
8th	3860	201	33.1	4.0	8.2	20.1	34.6
9th	3327	270	22.4	3.1	7.5	24.4	42.6
10th	3361	136	11.1	2.4	8.2	28.4	49.8
11th	2805	195	9.0	1.9	8.1	28.4	52.7
12th	2251	99	6.4	1.8	7.1	29.5	55.3
Jr Hi	8466	730	45.2	4.6	7.6	15.8	26.8
Sr Hi	11744	700	12.9	2.4	7.8	27.5	49.5
Total	20210	1430	26.4	3.3	7.7	22.6	40.0

Table 6.179: How easy is it to get wine coolers?

Grade Level	N of Valid	N of Miss	Cannot Get	Very Difficult	Fairly Difficult	Fairly Easy	Very Easy
6th	1414	130	73.0	5.2	5.3	5.9	10.5
7th	3166	425	56.3	6.0	7.8	12.2	17.7
8th	3837	224	39.2	5.2	9.4	18.3	28.0
9th	3292	305	28.8	3.7	8.3	22.6	36.6
10th	3324	173	17.1	3.2	10.4	27.0	42.4
11th	2785	215	12.7	2.0	9.3	28.3	47.6
12th	2229	121	10.0	1.9	7.7	28.4	52.0
Jr Hi	8417	779	51.3	5.5	8.1	14.0	21.2
Sr Hi	11630	814	18.0	2.8	9.0	26.3	43.8
Total	20047	1593	32.0	3.9	8.6	21.1	34.3

Table 6.180: How easy is it to get liquor?

Grade Level	N of Valid	N of Miss	Cannot Get	Very Difficult	Fairly Difficult	Fairly Easy	Very Easy
6th	1417	127	73.3	6.0	4.6	4.6	11.5
7th	3172	419	58.3	7.0	7.9	11.5	15.3
8th	3835	226	39.1	5.9	10.1	17.5	27.3
9th	3300	297	26.9	4.7	9.1	21.4	38.0
10th	3329	168	14.1	3.7	10.6	27.7	43.9
11th	2803	197	11.0	3.4	9.8	29.0	46.8
12th	2240	110	8.0	3.0	9.2	29.0	50.7
Jr Hi	8424	772	52.1	6.4	8.4	13.1	20.1
Sr Hi	11672	772	15.8	3.8	9.7	26.5	44.2
Total	20096	1544	31.0	4.9	9.1	20.9	34.1

Table 6.181: How easy is it to get marijuana?

Grade Level	N of Valid	N of Miss	Cannot Get	Very Difficult	Fairly Difficult	Fairly Easy	Very Easy
6th	1415	129	81.1	6.6	3.6	3.0	5.7
7th	3166	425	72.4	7.1	6.3	6.7	7.4
8th	3835	226	53.7	8.5	10.2	11.1	16.4
9th	3283	314	37.7	5.2	9.7	16.7	30.7
10th	3302	195	22.9	3.9	9.7	20.9	42.5
11th	2781	219	18.7	2.5	7.2	24.0	47.6
12th	2217	133	12.8	2.2	6.9	23.0	55.0
Jr Hi	8416	780	65.4	7.7	7.7	8.1	11.2
Sr Hi	11583	861	24.1	3.6	8.6	20.9	42.8
Total	19999	1641	41.5	5.3	8.2	15.5	29.5

Table 6.182: How easy is it to get cocaine?

Grade Level	N of Valid	N of Miss	Cannot Get	Very Difficult	Fairly Difficult	Fairly Easy	Very Easy
6th	1409	135	82.0	7.0	3.0	3.1	5.0
7th	3159	432	75.8	8.9	5.8	4.1	5.5
8th	3808	253	62.1	12.3	10.5	6.4	8.6
9th	3260	337	51.7	11.5	14.3	10.2	12.3
10th	3266	231	40.7	13.7	20.1	13.7	11.9
11th	2720	280	39.3	12.4	18.2	15.7	14.4
12th	2151	199	30.8	11.9	19.3	19.3	18.6
Jr Hi	8376	820	70.6	10.1	7.5	5.0	6.8
Sr Hi	11397	1047	41.6	12.4	17.8	14.2	13.9
Total	19773	1867	53.9	11.4	13.4	10.3	10.9

Table 6.183: How easy is it to get uppers?

Grade Level	N of Valid	N of Miss	Cannot Get	Very Difficult	Fairly Difficult	Fairly Easy	Very Easy
6th	1402	142	83.5	5.7	3.1	2.6	5.1
7th	3120	471	77.7	7.8	5.7	4.0	4.8
8th	3800	261	64.7	12.0	9.4	6.2	7.7
9th	3239	358	54.4	11.9	13.8	9.0	10.9
10th	3251	246	44.2	15.4	18.5	11.9	10.0
11th	2709	291	41.5	13.7	18.9	13.0	12.9
12th	2134	216	34.3	12.7	20.9	16.7	15.4
Jr Hi	8322	874	72.7	9.4	6.9	4.8	6.1
Sr Hi	11333	1111	44.6	13.5	17.7	12.3	12.0
Total	19655	1985	56.5	11.7	13.2	9.1	9.5

Table 6.184: How easy is it to get downers?

Grade Level	N of Valid	N of Miss	Cannot Get	Very Difficult	Fairly Difficult	Fairly Easy	Very Easy
6th	1399	145	82.9	5.2	3.9	2.6	5.4
7th	3119	472	77.3	7.3	5.8	4.1	5.5
8th	3801	260	64.1	11.3	9.4	7.0	8.3
9th	3243	354	53.3	11.6	13.0	9.7	12.4
10th	3258	239	42.8	13.9	18.3	13.3	11.8
11th	2708	292	40.5	12.3	17.7	15.1	14.4
12th	2141	209	33.5	11.4	18.7	19.2	17.1
Jr Hi	8319	877	72.2	8.8	7.1	5.2	6.7
Sr Hi	11350	1094	43.5	12.4	16.7	13.8	13.6
Total	19669	1971	55.7	10.9	12.6	10.2	10.7

Table 6.185: How easy is it to get inhalants?

Grade Level	N of Valid	N of Miss	Cannot Get	Very Difficult	Fairly Difficult	Fairly Easy	Very Easy
6th	1397	147	76.4	3.5	3.1	3.2	13.7
7th	3133	458	68.7	4.4	3.7	6.0	17.3
8th	3806	255	56.3	6.3	5.9	7.0	24.5
9th	3240	357	47.8	7.1	7.9	9.3	27.9
10th	3256	241	37.3	8.3	10.8	10.6	33.0
11th	2712	288	36.8	7.4	10.2	12.0	33.5
12th	2134	216	30.9	7.0	10.7	14.3	37.1
Jr Hi	8336	860	64.3	5.1	4.6	6.0	20.0
Sr Hi	11342	1102	39.0	7.5	9.8	11.3	32.4
Total	19678	1962	49.7	6.5	7.6	9.0	27.1

Table 6.186: How easy is it to get hallucinogens?

Grade Level	N of Valid	N of Miss	Cannot Get	Very Difficult	Fairly Difficult	Fairly Easy	Very Easy
6th	1392	152	83.8	5.8	2.9	2.5	5.0
7th	3108	483	78.4	7.7	5.4	3.9	4.7
8th	3787	274	66.3	12.1	9.1	5.3	7.2
9th	3237	360	54.9	12.7	13.8	8.2	10.4
10th	3255	242	44.9	15.8	18.4	10.4	10.6
11th	2712	288	42.2	14.7	18.6	11.9	12.5
12th	2131	219	34.3	13.9	20.3	16.1	15.3
Jr Hi	8287	909	73.8	9.4	6.6	4.3	5.9
Sr Hi	11335	1109	45.1	14.3	17.5	11.2	11.9
Total	19622	2018	57.2	12.2	12.9	8.3	9.4

Table 6.187: How easy is it to get heroin?

Grade Level	N of Valid	N of Miss	Cannot Get	Very Difficult	Fairly Difficult	Fairly Easy	Very Easy
6th	1396	148	83.7	6.8	2.2	2.2	5.1
7th	3137	454	78.5	8.0	5.3	3.7	4.6
8th	3807	254	67.4	12.2	9.0	4.7	6.7
9th	3233	364	56.9	14.6	11.7	7.2	9.5
10th	3256	241	47.9	18.7	16.2	8.6	8.6
11th	2709	291	45.2	17.9	16.4	9.9	10.7
12th	2132	218	38.7	18.2	18.8	12.0	12.3
Jr Hi	8340	856	74.3	9.7	6.5	3.9	5.6
Sr Hi	11330	1114	48.1	17.2	15.5	9.2	10.1
Total	19670	1970	59.2	14.0	11.7	6.9	8.2

Table 6.188: How easy is it to get steroids?

Grade Level	N of Valid	N of Miss	Cannot Get	Very Difficult	Fairly Difficult	Fairly Easy	Very Easy
6th	1395	149	83.4	6.0	3.0	2.5	5.1
7th	3120	471	78.0	7.7	5.6	3.8	4.9
8th	3796	265	66.5	12.0	9.1	5.5	6.9
9th	3236	361	55.8	12.3	12.8	8.9	10.2
10th	3254	243	46.3	16.1	17.1	10.7	9.7
11th	2710	290	44.4	13.9	16.5	12.6	12.7
12th	2135	215	36.4	13.1	18.3	16.7	15.5
Jr Hi	8311	885	73.7	9.4	6.8	4.4	5.8
Sr Hi	11335	1109	46.7	13.9	16.0	11.8	11.6
Total	19646	1994	58.1	12.0	12.1	8.6	9.2

Table 6.189: How easy is it to get ecstasy?

Grade Level	N of Valid	N of Miss	Cannot Get	Very Difficult	Fairly Difficult	Fairly Easy	Very Easy
6th	1398	146	84.4	5.8	2.6	1.9	5.3
7th	3108	483	78.4	7.4	5.2	4.5	4.5
8th	3797	264	66.2	12.0	9.1	5.5	7.2
9th	3237	360	54.3	11.8	11.7	10.9	11.3
10th	3252	245	43.5	15.6	16.9	12.5	11.6
11th	2709	291	41.8	12.8	16.4	13.9	15.1
12th	2136	214	33.3	11.5	17.4	19.0	18.9
Jr Hi	8303	893	73.8	9.3	6.5	4.5	5.9
Sr Hi	11334	1110	44.2	13.0	15.4	13.6	13.7
Total	19637	2003	56.8	11.4	11.6	9.7	10.4

Table 6.190: How easy is it to get OxyContin?

Grade Level	N of Valid	N of Miss	Cannot Get	Very Difficult	Fairly Difficult	Fairly Easy	Very Easy
6th	1387	157	84.4	5.8	2.3	2.3	5.2
7th	3087	504	78.9	7.2	4.9	4.1	4.8
8th	3771	290	69.5	11.0	7.4	4.9	7.2
9th	3206	391	58.2	12.1	11.6	7.4	10.7
10th	3240	257	49.2	16.1	15.0	9.6	10.1
11th	2704	296	46.0	15.3	15.3	10.6	12.9
12th	2118	232	40.1	13.7	17.7	14.4	14.1
Jr Hi	8245	951	75.5	8.7	5.6	4.2	6.0
Sr Hi	11268	1176	49.3	14.3	14.6	10.1	11.7
Total	19513	2127	60.4	11.9	10.8	7.6	9.3

## 6.11 In My School, I Feel Safe...

Table 6.191: In my school, I feel safe in the classroom?

Grade Level	N of Valid	N of Miss	Never	Seldom	Sometimes	Often	A Lot
6th	1432	112	5.6	2.3	5.9	17.7	68.4
7th	3314	277	5.5	3.2	8.7	20.5	62.0
8th	3951	110	6.5	3.6	9.1	20.5	60.3
9th	3405	192	7.7	3.4	10.6	23.4	55.0
10th	3381	116	4.6	2.6	7.3	24.1	61.3
11th	2832	168	5.5	2.7	7.7	24.1	60.0
12th	2245	105	4.4	1.7	5.5	20.4	67.9
Jr Hi	8697	499	6.0	3.2	8.5	20.1	62.3
Sr Hi	11863	581	5.7	2.7	8.0	23.2	60.5
Total	20560	1080	5.8	2.9	8.2	21.9	61.2

Table 6.192: In my school, I feel safe in the cafeteria?

Grade Level	N of Valid	N of Miss	Never	Seldom	Sometimes	Often	A Lot
6th	1429	115	6.8	4.5	12.5	20.6	55.6
7th	3311	280	7.6	5.2	13.2	24.1	50.0
8th	3951	110	7.4	5.3	12.1	23.3	51.9
9th	3403	194	9.4	6.1	13.9	25.9	44.6
10th	3368	129	5.5	4.2	12.8	27.8	49.7
11th	2828	172	7.5	4.9	12.2	24.5	50.8
12th	2226	124	5.3	2.8	8.6	22.4	60.9
Jr Hi	8691	505	7.4	5.1	12.6	23.2	51.8
Sr Hi	11825	619	7.1	4.7	12.2	25.5	50.6
Total	20516	1124	7.2	4.8	12.3	24.5	51.1

Table 6.193: In my school, I feel safe in the halls?

Grade Level	N of Valid	N of Miss	Never	Seldom	Sometimes	Often	A Lot
6th	1428	116	10.7	7.8	15.7	24.1	41.7
7th	3306	285	9.7	7.7	17.6	23.4	41.6
8th	3960	101	9.4	6.3	15.4	23.6	45.3
9th	3391	206	10.8	6.9	16.1	26.3	40.0
10th	3370	127	6.1	4.9	14.8	26.9	47.3
11th	2842	158	7.1	6.1	13.4	25.2	48.2
12th	2239	111	5.2	3.3	9.1	23.7	58.7
Jr Hi	8694	502	9.7	7.1	16.3	23.6	43.3
Sr Hi	11842	602	7.5	5.4	13.8	25.7	47.6
Total	20536	1104	8.5	6.1	14.8	24.8	45.8

Table 6.194: In my school, I feel safe in the bathroom?

Grade Level	N of Valid	N of Miss	Never	Seldom	Sometimes	Often	A Lot
6th	1420	124	11.1	9.5	12.7	20.2	46.5
7th	3304	287	11.3	8.2	15.1	21.2	44.2
8th	3952	109	10.0	7.1	14.7	21.2	47.0
9th	3393	204	12.0	6.8	15.2	25.8	40.2
10th	3377	120	6.7	5.0	13.4	26.6	48.3
11th	2832	168	7.9	6.0	12.5	24.3	49.4
12th	2232	118	5.7	3.5	8.8	22.8	59.2
Jr Hi	8676	520	10.7	7.9	14.5	21.0	45.8
Sr Hi	11834	610	8.3	5.5	12.9	25.1	48.3
Total	20510	1130	9.3	6.5	13.6	23.4	47.3

Table 6.195: In my school, I feel safe in the gym?

Grade Level	N of Valid	N of Miss	Never	Seldom	Sometimes	Often	A Lot
6th	1419	125	6.9	3.9	8.9	17.5	62.6
7th	3300	291	7.3	4.0	10.5	21.3	56.8
8th	3945	116	7.8	4.2	9.8	21.5	56.8
9th	3397	200	9.7	5.0	11.1	25.0	49.2
10th	3358	139	5.1	3.2	9.7	26.3	55.8
11th	2829	171	6.4	3.9	10.1	24.3	55.2
12th	2240	110	5.1	2.3	7.3	22.0	63.3
Jr Hi	8664	532	7.5	4.1	9.9	20.8	57.8
Sr Hi	11824	620	6.7	3.7	9.8	24.6	55.2
Total	20488	1152	7.0	3.9	9.8	23.0	56.3

Table 6.196: In my school, I feel safe on the school bus?

Grade Level	N of Valid	N of Miss	Never	Seldom	Sometimes	Often	A Lot
6th	1387	157	14.1	8.9	15.8	21.1	40.1
7th	3192	399	13.3	7.2	16.0	21.6	41.8
8th	3879	182	10.8	6.7	15.8	22.9	43.8
9th	3339	258	12.4	6.4	13.8	24.6	42.8
10th	3330	167	6.9	4.9	13.0	26.3	48.9
11th	2788	212	9.1	5.7	12.2	23.9	49.2
12th	2196	154	6.7	4.0	10.0	21.9	57.4
Jr Hi	8458	738	12.3	7.2	15.9	22.1	42.4
Sr Hi	11653	791	9.0	5.3	12.5	24.4	48.8
Total	20111	1529	10.4	6.1	13.9	23.4	46.1

Table 6.197: In my school, I feel safe at school events?

Grade Level	N of Valid	N of Miss	Never	Seldom	Sometimes	Often	A Lot
6th	1419	125	9.2	5.7	11.6	20.5	53.1
7th	3259	332	8.3	4.9	12.0	22.5	52.4
8th	3934	127	8.8	5.0	11.2	22.7	52.4
9th	3379	218	10.4	5.0	11.6	27.6	45.4
10th	3351	146	5.9	4.1	11.1	27.4	51.6
11th	2821	179	7.2	4.9	11.3	25.7	50.9
12th	2223	127	5.5	2.9	8.7	23.0	59.9
Jr Hi	8612	584	8.7	5.1	11.5	22.2	52.5
Sr Hi	11774	670	7.4	4.3	10.8	26.2	51.2
Total	20386	1254	7.9	4.6	11.1	24.5	51.8

Table 6.198: In my school, I feel safe on the playground?

Grade Level	N of Valid	N of Miss	Never	Seldom	Sometimes	Often	A Lot
6th	1406	138	11.2	6.9	13.1	20.1	48.8
7th	3164	427	11.4	6.3	14.0	21.3	46.9
8th	3879	182	10.2	5.5	12.0	22.2	50.1
9th	3262	335	12.9	6.1	11.8	23.1	46.2
10th	3294	203	7.7	3.8	10.4	25.1	52.9
11th	2755	245	8.4	4.5	11.1	23.2	52.7
12th	2191	159	6.6	2.9	7.8	21.1	61.6
Jr Hi	8449	747	10.8	6.0	13.0	21.5	48.7
Sr Hi	11502	942	9.2	4.5	10.5	23.3	52.6
Total	19951	1689	9.9	5.1	11.5	22.5	51.0



Table 6.199: In my school, I feel safe in the parking lot?

Grade Level	N of Valid	N of Miss	Never	Seldom	Sometimes	Often	A Lot
6th	1407	137	17.6	10.4	17.5	19.1	35.3
7th	3269	322	14.9	9.9	16.9	20.3	38.0
8th	3926	135	12.4	8.3	15.8	21.5	42.1
9th	3368	229	14.1	7.5	15.5	24.6	38.4
10th	3352	145	7.4	5.7	14.6	27.1	45.3
11th	2815	185	8.5	6.2	14.8	23.8	46.6
12th	2229	121	5.8	3.8	11.3	23.1	56.0
Jr Hi	8602	594	14.2	9.2	16.5	20.6	39.4
Sr Hi	11764	680	9.3	6.0	14.3	24.8	45.6
Total	20366	1274	11.4	7.3	15.2	23.1	43.0

Table 6.200: In my school, I feel safe in all school areas?

Grade Level	N of Valid	N of Miss	Never	Seldom	Sometimes	Often	A Lot
6th	1411	133	9.6	5.7	12.7	22.0	50.0
7th	3272	319	9.6	5.7	16.0	23.9	44.9
8th	3941	120	9.2	5.2	15.6	23.4	46.7
9th	3367	230	10.9	5.9	15.0	27.5	40.7
10th	3344	153	6.1	3.9	13.3	28.4	48.3
11th	2816	184	7.2	5.3	13.4	26.3	47.8
12th	2226	124	5.3	3.1	9.6	24.3	57.7
Jr Hi	8624	572	9.4	5.4	15.3	23.4	46.5
Sr Hi	11753	691	7.6	4.6	13.1	26.9	47.8
Total	20377	1263	8.3	5.0	14.0	25.4	47.3

## 6.12 In My Neighborhood, I Feel Safe...

Table 6.201: In my neighborhood, I feel safe where I live?

Grade Level	N of Valid	N of Miss	Never	Seldom	Sometimes	Often	A Lot
6th	1390	154	5.7	1.2	3.7	9.6	79.8
7th	3262	329	3.6	1.7	4.8	12.9	76.9
8th	3910	151	4.7	1.9	5.4	13.4	74.6
9th	3376	221	5.3	2.1	5.8	16.4	70.4
10th	3361	136	2.7	1.3	4.7	17.7	73.6
11th	2837	163	4.0	1.8	6.0	16.8	71.4
12th	2235	115	2.9	1.3	4.4	16.2	75.2
Jr Hi	8562	634	4.5	1.7	4.9	12.6	76.3
Sr Hi	11809	635	3.8	1.7	5.2	16.8	72.5
Total	20371	1269	4.1	1.7	5.1	15.1	74.1

Table 6.202: In my neighborhood, I feel safe in the streets?

Grade Level	N of Valid	N of Miss	Never	Seldom	Sometimes	Often	A Lot
6th	1378	166	15.7	8.3	17.9	24.2	33.8
7th	3253	338	11.2	8.1	17.1	24.3	39.4
8th	3903	158	8.8	5.8	16.4	24.5	44.5
9th	3366	231	9.7	6.1	15.2	25.8	43.3
10th	3357	140	4.9	3.7	14.1	27.4	49.8
11th	2838	162	6.6	5.0	13.3	24.7	50.3
12th	2231	119	4.1	3.7	10.4	24.6	57.2
Jr Hi	8534	662	10.8	7.1	16.9	24.4	40.8
Sr Hi	11792	652	6.5	4.7	13.5	25.8	49.5
Total	20326	1314	8.3	5.7	15.0	25.2	45.8

Table 6.203: In my neighborhood, I feel safe at the movies?

Grade Level	N of Valid	N of Miss	Never	Seldom	Sometimes	Often	A Lot
6th	1379	165	9.3	6.5	16.3	26.1	41.8
7th	3251	340	7.0	5.2	16.9	26.9	43.9
8th	3899	162	6.8	5.5	16.5	27.5	43.6
9th	3358	239	8.0	4.7	15.7	28.3	43.3
10th	3364	133	4.2	3.6	13.9	29.4	49.0
11th	2833	167	4.5	3.9	13.0	27.2	51.4
12th	2229	121	3.9	2.9	11.8	25.3	56.1
Jr Hi	8529	667	7.3	5.6	16.6	27.1	43.4
Sr Hi	11784	660	5.3	3.9	13.8	27.8	49.3
Total	20313	1327	6.1	4.6	15.0	27.5	46.8

Table 6.204: In my neighborhood, I feel safe on the playground?

Grade Level	N of Valid	N of Miss	Never	Seldom	Sometimes	Often	A Lot
6th	1375	169	11.3	8.0	16.4	21.7	42.5
7th	3210	381	9.0	6.0	16.2	23.5	45.2
8th	3879	182	7.7	5.8	14.6	24.5	47.5
9th	3318	279	9.5	6.2	13.7	25.9	44.7
10th	3327	170	5.4	4.3	12.1	27.6	50.6
11th	2801	199	5.9	5.1	13.3	24.5	51.2
12th	2222	128	4.6	3.2	11.0	23.6	57.6
Jr Hi	8464	732	8.8	6.2	15.5	23.7	45.8
Sr Hi	11668	776	6.5	4.8	12.6	25.6	50.4
Total	20132	1508	7.5	5.4	13.8	24.8	48.5

Table 6.205: In my neighborhood, I feel safe at my friend's house?

Grade Level	N of Valid	N of Miss	Never	Seldom	Sometimes	Often	A Lot
6th	1380	164	5.9	1.7	4.4	16.4	71.7
7th	3242	349	3.5	1.4	6.0	17.6	71.5
8th	3894	167	4.1	1.7	5.3	17.5	71.4
9th	3358	239	5.0	1.8	5.7	20.5	67.0
10th	3356	141	2.8	0.9	3.8	20.0	72.5
11th	2828	172	3.4	1.4	5.4	19.1	70.8
12th	2231	119	3.0	0.9	3.8	17.9	74.4
Jr Hi	8516	680	4.2	1.6	5.4	17.4	71.5
Sr Hi	11773	671	3.6	1.3	4.7	19.5	70.9
Total	20289	1351	3.8	1.4	5.0	18.6	71.1

Table 6.206: In my neighborhood, I feel safe at the mall?

Grade Level	N of Valid	N of Miss	Never	Seldom	Sometimes	Often	A Lot
6th	1374	170	13.7	8.6	19.4	26.3	32.0
7th	3236	355	8.9	8.2	19.3	26.8	36.7
8th	3892	169	7.6	6.4	17.2	30.5	38.3
9th	3345	252	8.2	5.4	16.0	29.7	40.6
10th	3355	142	4.1	3.3	14.4	31.1	47.0
11th	2828	172	5.3	4.1	14.6	28.3	47.8
12th	2225	125	4.7	4.8	12.2	27.1	51.3
Jr Hi	8502	694	9.1	7.4	18.4	28.4	36.7
Sr Hi	11753	691	5.7	4.4	14.5	29.3	46.2
Total	20255	1385	7.1	5.7	16.1	28.9	42.2

### 6.13 Would Your Parents Disapprove Of You

Table 6.207: Would you parents disapprove of you using tobacco?

Grade Level	N of Valid	N of Miss	Don't Disapprove	Disapprove	Strongly Disapprove	Don't Know
6th	1391	153	10.3	6.1	76.4	7.2
7th	3218	373	7.3	8.1	77.8	6.9
8th	3918	143	5.7	10.4	78.0	5.9
9th	3336	261	7.3	12.6	72.7	7.4
10th	3335	162	5.1	15.7	72.0	7.2
11th	2808	192	6.3	18.2	69.3	6.2
12th	2211	139	8.2	22.5	61.5	7.9
Jr Hi	8527	669	7.0	8.8	77.7	6.5
Sr Hi	11690	754	6.6	16.7	69.5	7.2
Total	20217	1423	6.8	13.4	73.0	6.9

Table 6.208: Would you parents disapprove of you using alcohol?

Grade Level	N of Valid	N of Miss	Don't Disapprove	Disapprove	Strongly Disapprove	Don't Know
6th	1390	154	11.2	9.4	72.0	7.3
7th	3215	376	9.2	13.3	69.7	7.8
8th	3920	141	7.8	19.0	64.6	8.6
9th	3327	270	10.5	25.2	55.0	9.3
10th	3333	164	10.1	29.7	51.5	8.6
11th	2810	190	13.6	34.0	44.7	7.7
12th	2217	133	20.7	36.2	35.7	7.4
Jr Hi	8525	671	8.9	15.3	67.7	8.1
Sr Hi	11687	757	13.1	30.7	47.9	8.4
Total	20212	1428	11.3	24.2	56.2	8.2

Table 6.209: Would you parents disapprove of you using marijuana?

Grade Level	N of Valid	N of Miss	Don't Disapprove	Disapprove	Strongly Disapprove	Don't Know
6th	1388	156	10.1	4.9	78.3	6.7
7th	3212	379	7.2	6.2	80.2	6.4
8th	3924	137	5.3	8.0	81.5	5.2
9th	3325	272	6.6	9.4	77.1	6.9
10th	3329	168	4.7	11.6	77.5	6.1
11th	2811	189	6.0	13.5	74.6	5.9
12th	2211	139	7.6	19.4	66.9	6.0
Jr Hi	8524	672	6.8	6.8	80.5	5.9
Sr Hi	11676	768	6.1	12.9	74.7	6.3
Total	20200	1440	6.4	10.3	77.1	6.1

Table 6.210: Would you parents disapprove of you using other illicit drugs?

Grade Level	N of Valid	N of Miss	Don't Disapprove	Disapprove	Strongly Disapprove	Don't Know
6th	1386	158	9.8	5.3	78.1	6.9
7th	3209	382	6.9	6.1	80.2	6.7
8th	3918	143	5.0	7.4	82.1	5.6
9th	3310	287	5.9	7.3	79.8	7.1
10th	3309	188	3.2	6.9	84.8	5.1
11th	2793	207	3.5	7.1	84.3	5.1
12th	2204	146	4.5	8.3	81.7	5.6
Jr Hi	8513	683	6.5	6.6	80.7	6.2
Sr Hi	11616	828	4.3	7.3	82.6	5.8
Total	20129	1511	5.2	7.0	81.8	6.0

Table 6.211: Would you parents disapprove of you fighting with a student?

Grade Level	N of Valid	N of Miss	Don't Disapprove	Disapprove	Strongly Disapprove	Don't Know
6th	1387	157	12.6	18.0	60.6	8.8
7th	3205	386	11.7	24.4	54.2	9.7
8th	3916	145	12.2	28.2	49.7	10.0
9th	3317	280	13.7	30.3	46.0	10.0
10th	3323	174	11.2	33.7	46.5	8.7
11th	2801	199	11.1	36.6	44.1	8.2
12th	2216	134	11.6	35.7	44.4	8.3
Jr Hi	8508	688	12.1	25.1	53.1	9.7
Sr Hi	11657	787	11.9	33.8	45.4	8.9
Total	20165	1475	12.0	30.1	48.7	9.2

Table 6.212: Would you parents disapprove of you carrying a weapon to school?

Grade Level	N of Valid	N of Miss	Don't Disapprove	Disapprove	Strongly Disapprove	Don't Know
6th	1381	163	10.3	5.0	78.3	6.4
7th	3197	394	7.0	6.8	79.9	6.4
8th	3931	130	5.1	8.2	81.3	5.4
9th	3326	271	6.3	9.3	78.4	6.0
10th	3315	182	3.5	8.2	83.7	4.6
11th	2806	194	3.8	8.3	83.7	4.2
12th	2204	146	4.6	8.3	81.9	5.2
Jr Hi	8509	687	6.6	7.1	80.3	5.9
Sr Hi	11651	793	4.6	8.5	81.9	5.0
Total	20160	1480	5.5	7.9	81.2	5.4

Table 6.213: Would you parents disapprove of you threatening a student?

Grade Level	N of Valid	N of Miss	Don't Disapprove	Disapprove	Strongly Disapprove	Don't Know
6th	1385	159	10.8	10.0	71.6	7.6
7th	3203	388	8.1	13.7	69.7	8.5
8th	3922	139	6.6	17.2	69.1	7.1
9th	3321	276	8.2	19.7	64.0	8.1
10th	3317	180	5.5	20.7	67.0	6.8
11th	2799	201	5.8	22.2	65.2	6.8
12th	2212	138	6.7	23.2	63.0	7.1
Jr Hi	8510	686	7.9	14.7	69.7	7.7
Sr Hi	11649	795	6.6	21.3	64.9	7.2
Total	20159	1481	7.1	18.5	67.0	7.4

Table 6.214: Would you parents disapprove of you joining a gang?

Grade Level	N of Valid	N of Miss	Don't Disapprove	Disapprove	Strongly Disapprove	Don't Know
6th	1376	168	10.5	8.3	72.4	8.9
7th	3191	400	7.3	8.3	75.2	9.2
8th	3895	166	5.5	9.5	77.2	7.8
9th	3303	294	6.2	9.1	77.4	7.3
10th	3305	192	3.3	7.8	83.2	5.7
11th	2795	205	3.7	7.8	83.9	4.6
12th	2205	145	4.4	7.4	82.8	5.4
Jr Hi	8462	734	7.0	8.9	75.7	8.5
Sr Hi	11608	836	4.5	8.1	81.6	5.8
Total	20070	1570	5.5	8.4	79.1	7.0

## 6.14 Would Your Friends Disapprove Of You

Table 6.215: Would you friends disapprove of you using tobacco?

Grade Level	N of Valid	N of Miss	Don't Disapprove	Disapprove	Strongly Disapprove	Don't Know
6th	1368	176	12.1	16.7	51.4	19.7
7th	3184	407	13.2	21.5	45.3	19.9
8th	3896	165	18.6	24.3	38.7	18.5
9th	3287	310	28.5	26.9	28.5	16.2
10th	3332	165	33.8	29.3	24.0	13.0
11th	2794	206	37.7	29.8	20.2	12.2
12th	2206	144	45.7	26.2	16.7	11.4
Jr Hi	8448	748	15.5	22.0	43.2	19.2
Sr Hi	11619	825	35.5	28.1	23.0	13.4
Total	20067	1573	27.1	25.6	31.5	15.9

Table 6.216: Would you friends disapprove of you using alcohol?

Grade Level	N of Valid	N of Miss	Don't Disapprove	Disapprove	Strongly Disapprove	Don't Know
6th	1361	183	13.7	16.6	49.8	19.8
7th	3187	404	18.2	20.7	40.9	20.1
8th	3896	165	30.5	20.9	30.1	18.4
9th	3287	310	49.3	17.9	17.7	15.0
10th	3332	165	63.6	14.8	10.8	10.8
11th	2794	206	69.9	11.7	8.8	9.6
12th	2218	132	75.1	8.9	6.6	9.4
Jr Hi	8444	752	23.2	20.2	37.4	19.3
Sr Hi	11631	813	63.3	13.8	11.5	11.4
Total	20075	1565	46.4	16.5	22.4	14.7



Table 6.217: Would your friends disapprove of you using marijuana?

Grade Level	N of Valid	N of Miss	Don't Disapprove	Disapprove	Strongly Disapprove	Don't Know
6th	1361	183	11.5	14.5	55.3	18.8
7th	3176	415	11.8	18.3	51.1	18.7
8th	3896	165	17.5	20.9	45.1	16.5
9th	3294	303	28.9	24.0	32.5	14.5
10th	3313	184	39.8	23.8	25.1	11.3
11th	2792	208	45.2	22.0	22.3	10.5
12th	2208	142	54.2	18.3	17.7	9.9
Jr Hi	8433	763	14.4	18.9	49.0	17.7
Sr Hi	11607	837	40.8	22.4	25.1	11.8
Total	20040	1600	29.7	20.9	35.2	14.3

Table 6.218: Would your friends disapprove of you using other illicit drugs?

Grade Level	N of Valid	N of Miss	Don't Disapprove	Disapprove	Strongly Disapprove	Don't Know
6th	1363	181	11.0	14.3	55.2	19.5
7th	3166	425	11.0	18.0	51.8	19.2
8th	3889	172	13.6	21.1	47.5	17.9
9th	3280	317	18.2	24.5	40.9	16.4
10th	3322	175	18.1	27.3	40.8	13.8
11th	2777	223	17.0	29.7	41.1	12.2
12th	2207	143	20.0	27.8	39.6	12.6
Jr Hi	8418	778	12.2	18.8	50.3	18.7
Sr Hi	11586	858	18.2	27.2	40.7	13.9
Total	20004	1636	15.7	23.7	44.7	15.9

Table 6.219: Would your friends disapprove of you fighting with a student?

Grade Level	N of Valid	N of Miss	Don't Disapprove	Disapprove	Strongly Disapprove	Don't Know
6th	1360	184	19.0	18.4	41.8	20.8
7th	3164	427	26.4	21.0	31.0	21.6
8th	3888	173	35.8	19.5	24.5	20.2
9th	3291	306	44.2	19.8	18.7	17.4
10th	3323	174	45.5	22.6	16.0	15.8
11th	2786	214	47.3	23.2	15.0	14.4
12th	2208	142	45.8	22.0	16.8	15.4
Jr Hi	8412	784	29.6	19.9	29.7	20.8
Sr Hi	11608	836	45.6	21.8	16.7	15.9
Total	20020	1620	38.9	21.0	22.2	17.9

Table 6.220: Would you friends disapprove of you carrying a weapon to school?

Grade Level	N of Valid	N of Miss	Don't Disapprove	Disapprove	Strongly Disapprove	Don't Know
6th	1359	185	11.8	13.5	55.8	18.9
7th	3169	422	12.3	18.0	50.8	18.9
8th	3889	172	13.9	21.0	47.4	17.7
9th	3285	312	19.2	24.2	40.6	16.0
10th	3322	175	16.4	25.9	44.0	13.7
11th	2782	218	14.5	26.7	46.8	12.0
12th	2206	144	14.9	23.4	48.1	13.6
Jr Hi	8417	779	12.9	18.7	50.0	18.3
Sr Hi	11595	849	16.5	25.1	44.5	13.9
Total	20012	1628	15.0	22.4	46.8	15.8

Table 6.221: Would you friends disapprove of you threatening a student?

Grade Level	N of Valid	N of Miss	Don't Disapprove	Disapprove	Strongly Disapprove	Don't Know
6th	1359	185	15.2	17.0	48.4	19.4
7th	3153	438	19.7	20.4	39.0	20.9
8th	3882	179	25.1	20.9	34.0	20.0
9th	3282	315	31.6	23.4	27.3	17.7
10th	3320	177	33.6	25.3	24.9	16.1
11th	2778	222	34.3	26.2	24.9	14.5
12th	2205	145	34.6	23.4	26.4	15.5
Jr Hi	8394	802	21.5	20.1	38.2	20.3
Sr Hi	11585	859	33.4	24.6	25.9	16.1
Total	19979	1661	28.4	22.7	31.1	17.8

Table 6.222: Would you friends disapprove of you joining a gang?

Grade Level	N of Valid	N of Miss	Don't Disapprove	Disapprove	Strongly Disapprove	Don't Know
6th	1352	192	13.2	14.8	51.1	20.9
7th	3151	440	14.2	17.1	47.1	21.6
8th	3868	193	15.9	19.3	44.4	20.5
9th	3271	326	18.0	23.3	41.4	17.3
10th	3297	200	15.5	23.1	46.0	15.4
11th	2775	225	13.8	23.1	50.2	12.8
12th	2197	153	13.4	19.7	53.8	13.1
Jr Hi	8371	825	14.8	17.7	46.5	21.0
Sr Hi	11540	904	15.4	22.5	47.2	14.9
Total	19911	1729	15.2	20.5	46.9	17.5

## 6.15 Frequency of Use

Table 6.223: Frequency of Use – Cigarettes?

Grade Level	N of Valid	N of Miss	Daily	Weekly	Monthly	Annual
6th	1520	24	3.0	3.2	3.6	5.9
7th	3515	76	1.2	1.9	3.0	7.5
8th	4021	40	2.8	5.1	7.4	14.5
9th	3564	33	5.5	9.8	13.5	24.3
10th	3467	30	8.5	13.3	18.1	31.1
11th	2964	36	10.4	15.9	20.7	35.9
12th	2334	16	16.0	22.4	27.7	42.1
Jr Hi	9056	140	2.2	3.6	5.0	10.3
Sr Hi	12329	115	9.5	14.6	19.2	32.3
Total	21385	255	6.4	9.9	13.2	23.0

Table 6.224: Frequency of Use – Smokeless Tobacco?

Grade Level	N of Valid	N of Miss	Daily	Weekly	Monthly	Annual
6th	1518	26	2.6	2.8	3.1	4.1
7th	3507	84	0.6	0.8	1.2	2.1
8th	4004	57	1.0	1.5	2.0	3.2
9th	3547	50	1.7	2.6	3.6	5.1
10th	3463	34	1.1	1.7	2.3	4.7
11th	2960	40	1.2	1.8	2.6	5.6
12th	2330	20	2.4	3.0	4.2	8.5
Jr Hi	9029	167	1.1	1.5	1.9	2.9
Sr Hi	12300	144	1.5	2.2	3.1	5.8
Total	21329	311	1.4	1.9	2.6	4.6

Table 6.225: Frequency of Use – Cigars?

Grade Level	N of Valid	N of Miss	Daily	Weekly	Monthly	Annual
6th	1512	32	2.6	2.9	3.2	4.0
7th	3490	101	0.7	0.9	1.2	3.8
8th	3977	84	1.0	1.7	3.1	7.9
9th	3540	57	1.8	3.5	5.8	13.2
10th	3450	47	1.2	2.7	6.0	16.5
11th	2939	61	1.5	2.9	7.0	21.0
12th	2321	29	2.8	5.4	11.6	27.5
Jr Hi	8979	217	1.2	1.6	2.4	5.6
Sr Hi	12250	194	1.7	3.5	7.3	18.7
Total	21229	411	1.5	2.7	5.2	13.2

Table 6.226: Frequency of Use – Beer?

Grade Level	N of Valid	N of Miss	Daily	Weekly	Monthly	Annual
6th	1513	31	3.0	3.7	4.6	11.9
7th	3490	101	0.9	2.5	4.9	20.7
8th	3987	74	1.8	5.3	12.6	35.1
9th	3543	54	2.5	12.8	25.7	49.9
10th	3448	49	1.9	18.6	38.1	64.2
11th	2951	49	1.6	21.1	43.3	69.8
12th	2323	27	3.2	30.3	54.7	75.8
Jr Hi	8990	206	1.6	3.9	8.3	25.6
Sr Hi	12265	179	2.3	19.8	38.9	63.6
Total	21255	385	2.0	13.1	26.0	47.5

Table 6.227: Frequency of Use – Wine Coolers?

Grade Level	N of Valid	N of Miss	Daily	Weekly	Monthly	Annual
6th	1514	30	2.8	3.2	4.2	10.1
7th	3488	103	0.8	1.9	4.2	18.8
8th	3965	96	1.4	4.0	8.7	28.9
9th	3540	57	2.0	7.5	16.9	39.4
10th	3449	48	1.5	7.9	19.5	44.0
11th	2947	53	1.3	7.5	20.3	49.3
12th	2322	28	2.2	9.1	23.4	49.8
Jr Hi	8967	229	1.4	3.0	6.1	21.8
Sr Hi	12258	186	1.7	7.9	19.7	45.0
Total	21225	415	1.6	5.8	14.0	35.2

Table 6.228: Frequency of Use – Liquor?

Grade Level	N of Valid	N of Miss	Daily	Weekly	Monthly	Annual
6th	1516	28	3.0	3.5	4.4	9.0
7th	3482	109	1.1	2.1	4.2	14.5
8th	3971	90	1.6	4.7	10.3	29.2
9th	3538	59	2.4	11.1	22.5	44.7
10th	3444	53	1.9	14.9	33.5	59.9
11th	2943	57	1.7	15.6	38.5	68.0
12th	2319	31	2.7	20.6	49.0	73.9
Jr Hi	8969	227	1.6	3.5	6.9	20.1
Sr Hi	12244	200	2.2	15.0	34.5	60.1
Total	21213	427	1.9	10.1	22.8	43.2

Table 6.229: Frequency of Use – Marijuana?

Grade Level	N of Valid	N of Miss	Daily	Weekly	Monthly	Annual
6th	1518	26	3.0	3.4	3.8	4.6
7th	3490	101	1.1	1.8	2.4	4.0
8th	3977	84	2.2	4.4	6.5	11.2
9th	3535	62	4.1	8.9	13.2	21.9
10th	3454	43	5.1	13.0	20.5	33.6
11th	2946	54	5.8	14.6	23.1	39.4
12th	2317	33	10.2	20.5	30.9	48.4
Jr Hi	8985	211	1.9	3.2	4.5	7.3
Sr Hi	12252	192	6.0	13.6	21.0	34.4
Total	21237	403	4.2	9.2	14.0	22.9

Table 6.230: Frequency of Use – Cocaine?

Grade Level	N of Valid	N of Miss	Daily	Weekly	Monthly	Annual
6th	1512	32	2.7	3.2	3.4	4.0
7th	3494	97	0.8	1.1	1.4	1.9
8th	3973	88	1.3	1.8	2.2	3.5
9th	3547	50	1.9	2.6	3.6	5.4
10th	3458	39	1.4	2.2	3.0	5.1
11th	2951	49	1.4	2.2	3.5	5.8
12th	2321	29	2.7	3.8	5.6	10.6
Jr Hi	8979	217	1.3	1.7	2.1	3.0
Sr Hi	12277	167	1.8	2.6	3.8	6.4
Total	21256	384	1.6	2.3	3.1	4.9

Table 6.231: Frequency of Use – Uppers?

Grade Level	N of Valid	N of Miss	Daily	Weekly	Monthly	Annual
6th	1492	52	2.8	3.3	3.4	3.8
7th	3470	121	0.8	1.0	1.4	2.0
8th	3953	108	1.2	1.7	2.3	3.4
9th	3540	57	1.6	2.5	3.5	5.4
10th	3449	48	1.2	1.8	2.8	4.7
11th	2951	49	1.3	2.0	3.0	5.1
12th	2320	30	2.3	3.5	5.0	7.9
Jr Hi	8915	281	1.3	1.7	2.1	2.9
Sr Hi	12260	184	1.5	2.4	3.5	5.6
Total	21175	465	1.4	2.1	2.9	4.5

Table 6.232: Frequency of Use – Downers?

Grade Level	N of Valid	N of Miss	Daily	Weekly	Monthly	Annual
6th	1496	48	2.6	3.1	3.3	3.9
7th	3472	119	0.7	1.1	1.4	2.2
8th	3949	112	1.1	1.6	2.3	3.4
9th	3535	62	1.9	2.7	3.8	6.0
10th	3448	49	1.3	2.2	3.2	5.7
11th	2942	58	1.4	2.6	3.5	5.7
12th	2323	27	2.5	4.1	6.2	9.5
Jr Hi	8917	279	1.2	1.7	2.1	3.0
Sr Hi	12248	196	1.7	2.8	4.0	6.5
Total	21165	475	1.5	2.3	3.2	5.0

Table 6.233: Frequency of Use – Inhalants?

Grade Level	N of Valid	N of Miss	Daily	Weekly	Monthly	Annual
6th	1495	49	3.1	3.5	4.1	6.0
7th	3472	119	0.9	1.5	2.2	4.6
8th	3946	115	1.3	2.1	2.9	6.2
9th	3538	59	1.8	2.5	3.6	5.8
10th	3445	52	1.3	1.9	2.7	5.1
11th	2946	54	1.0	1.5	2.0	3.8
12th	2316	34	2.1	2.6	3.9	6.0
Jr Hi	8913	283	1.4	2.1	2.8	5.5
Sr Hi	12245	199	1.5	2.1	3.0	5.1
Total	21158	482	1.5	2.1	2.9	5.3

Table 6.234: Frequency of Use – Hallucinogens?

Grade Level	N of Valid	N of Miss	Daily	Weekly	Monthly	Annual
6th	1482	62	2.7	3.2	3.5	3.9
7th	3452	139	0.8	1.0	1.4	2.0
8th	3940	121	1.2	1.6	2.3	3.4
9th	3537	60	1.7	2.4	3.4	5.2
10th	3449	48	1.2	1.8	3.1	5.9
11th	2940	60	1.1	1.7	2.8	6.0
12th	2320	30	2.2	3.0	5.0	9.7
Jr Hi	8874	322	1.3	1.7	2.1	2.9
Sr Hi	12246	198	1.5	2.2	3.4	6.5
Total	21120	520	1.4	2.0	2.9	5.0

Table 6.235: Frequency of Use – Heroin?

Grade Level	N of Valid	N of Miss	Daily	Weekly	Monthly	Annual
6th	1492	52	2.7	2.9	3.2	3.6
7th	3466	125	0.8	1.1	1.4	2.0
8th	3940	121	1.1	1.5	1.9	2.5
9th	3529	68	1.7	2.3	2.8	3.7
10th	3453	44	1.2	1.5	2.1	2.9
11th	2936	64	1.2	1.5	2.0	2.9
12th	2319	31	2.2	2.8	3.4	5.1
Jr Hi	8898	298	1.3	1.6	1.9	2.5
Sr Hi	12237	207	1.5	2.0	2.5	3.6
Total	21135	505	1.4	1.8	2.3	3.1

Table 6.236: Frequency of Use – Steroids?

Grade Level	N of Valid	N of Miss	Daily	Weekly	Monthly	Annual
6th	1489	55	2.6	2.9	3.1	3.5
7th	3455	136	0.8	1.0	1.2	1.9
8th	3938	123	1.1	1.5	2.0	2.5
9th	3516	81	1.5	2.2	2.7	3.8
10th	3441	56	1.1	1.4	1.8	2.5
11th	2937	63	1.1	1.4	1.9	2.7
12th	2318	32	2.2	2.8	3.1	4.4
Jr Hi	8882	314	1.2	1.6	1.8	2.4
Sr Hi	12212	232	1.4	1.9	2.3	3.3
Total	21094	546	1.3	1.7	2.1	2.9

Table 6.237: Frequency of Use – Ecstasy?

Grade Level	N of Valid	N of Miss	Daily	Weekly	Monthly	Annual
6th	1487	57	2.6	3.0	3.2	3.6
7th	3447	144	1.0	1.3	1.6	2.1
8th	3913	148	1.2	1.7	2.3	3.2
9th	3516	81	1.8	2.6	3.3	5.2
10th	3438	59	1.0	1.5	2.2	4.7
11th	2934	66	1.2	1.7	2.8	5.1
12th	2316	34	2.2	2.7	4.1	9.4
Jr Hi	8847	349	1.3	1.8	2.1	2.8
Sr Hi	12204	240	1.5	2.1	3.0	5.8
Total	21051	589	1.4	1.9	2.7	4.6

Table 6.238: Frequency of Use – OxyContin?

Grade Level	N of Valid	N of Miss	Daily	Weekly	Monthly	Annual
6th	1475	69	2.9	3.1	3.2	3.6
7th	3431	160	0.8	1.0	1.3	1.8
8th	3912	149	1.3	1.6	2.1	2.8
9th	3509	88	1.7	2.5	3.6	4.6
10th	3434	63	1.2	1.5	2.4	4.2
11th	2923	77	1.3	1.7	2.7	4.7
12th	2316	34	2.0	2.7	4.0	6.1
Jr Hi	8818	378	1.4	1.6	2.0	2.5
Sr Hi	12182	262	1.5	2.1	3.1	4.8
Total	21000	640	1.5	1.9	2.6	3.8

Table 6.239: Frequency of Use – Any Tobacco?

Grade Level	N of Valid	N of Miss	Daily	Weekly	Monthly	Annual
6th	1522	22	3.1	3.4	3.9	6.6
7th	3520	71	1.3	2.1	3.3	9.0
8th	4031	30	3.0	5.5	8.0	16.9
9th	3571	26	5.8	10.4	14.6	27.3
10th	3475	22	8.7	14.2	19.9	36.3
11th	2972	28	10.9	16.8	22.8	41.2
12th	2340	10	16.7	24.2	31.8	50.1
Jr Hi	9073	123	2.3	3.8	5.5	12.1
Sr Hi	12358	86	9.9	15.6	21.3	37.5
Total	21431	209	6.7	10.6	14.6	26.8



Table 6.240: Frequency of Use – Any Alcohol?

Grade Level	N of Valid	N of Miss	Daily	Weekly	Monthly	Annual
6th	1523	21	3.2	4.1	5.2	16.6
7th	3513	78	1.2	3.1	6.2	29.5
8th	4017	44	2.0	6.7	14.8	44.1
9th	3567	30	2.9	15.1	29.4	59.3
10th	3467	30	2.5	21.2	41.8	72.1
11th	2968	32	2.2	23.5	47.3	79.0
12th	2332	18	3.6	32.7	58.9	82.6
Jr Hi	9053	143	1.9	4.9	9.9	33.8
Sr Hi	12334	110	2.7	22.2	42.8	72.1
Total	21387	253	2.4	14.8	28.8	55.9

Table 6.241: Frequency of Use – Any Illicit Drugs?

Grade Level	N of Valid	N of Miss	Daily	Weekly	Monthly	Annual
6th	1522	22	3.8	4.3	4.9	7.4
7th	3516	75	1.8	3.0	4.1	7.8
8th	4033	28	3.2	5.9	8.4	14.8
9th	3575	22	5.3	10.3	15.0	24.4
10th	3478	19	6.0	14.0	21.5	34.9
11th	2972	28	6.9	15.9	24.1	40.9
12th	2338	12	11.6	22.2	32.6	49.9
Jr Hi	9071	125	2.8	4.5	6.1	10.8
Sr Hi	12363	81	7.1	14.9	22.4	36.1
Total	21434	206	5.2	10.5	15.5	25.4