

PRIDE Questionnaire Report for Grades 6 thru 12

2003-04 Texas Summary

June 11, 2004

Contents

- 1 Introduction** **1**

 - 1.1 Drug Use Summary 3
 - 1.2 Cigarette Use 3
 - 1.3 Beer Use 3
 - 1.4 Marijuana Use 4
 - 1.5 Cocaine Use 5
 - 1.6 Hallucinogen Use 5

- 2 Standard Graphics** **7**

 - 2.1 Frequency of Use 8
 - 2.2 Where Do You Use 14
 - 2.3 When Do You Use 23
 - 2.4 Harmfulness to Health 32
 - 2.5 Availability 41
 - 2.6 Friends Use 50

- 3 Advanced Graphics** **54**

 - 3.1 Effect of Use By Students Who Use Drugs 55
 - 3.2 Frequency of Use by Sex 60
 - 3.3 Illicit Drug Use by Risk & Protective Factors 69

- 4 Summary Statistics** **93**

 - 4.1 Guns 94
 - 4.2 Gangs 95
 - 4.3 Suicide 96
 - 4.4 Threatening Behaviors 97
 - 4.5 Trouble With The Police 98
 - 4.6 Personal Safety 99
 - 4.7 Risk and Protective Factors 99

 - 4.7.1 Community - Risk Factors 100
 - 4.7.2 Community - Protective Factors 101
 - 4.7.3 School - Risk Factors 101
 - 4.7.4 School - Protective Factors 102
 - 4.7.5 Family - Risk Factors 102
 - 4.7.6 Family - Protective Factors 102
 - 4.7.7 Individual - Risk Factors 103
 - 4.7.8 Individual - Protective Factors 104

5 Drug-Free Communities Support Program - OJJDP Required Statistics 105

- 5.1 Monthly Use 106
- 5.2 Perception of Risk 108
- 5.3 Perception of Disapproval 110
- 5.4 Age of First Use 113

6 Percentage Tables 115

- 6.1 Personal & Family Information 116
- 6.2 Student Characteristics 120
- 6.3 Harmful To Health 137
- 6.4 Within The Past Year How Often Have You Used 143
- 6.5 At What Age Did You First 150
- 6.6 Where Do You Use 156
- 6.7 When Do You Use 163
- 6.8 While At School Have You 170
- 6.9 What Effect Do You Most Often Get When You Use 175
- 6.10 How Easy Is It To Get 181
- 6.11 In My School, I Feel Safe... 187
- 6.12 In My Neighborhood, I Feel Safe... 191
- 6.13 Would Your Parents Disapprove Of You 194
- 6.14 Would Your Friends Disapprove Of You 197
- 6.15 Frequency of Use 200

List of Tables

- 5.1 Monthly Use of Alcohol 106
- 5.2 Monthly Use of Tobacco 106
- 5.3 Monthly Use of Marijuana 107
- 5.4 Perception of Risk of Alcohol 108
- 5.5 Perception of Risk of Tobacco 108
- 5.6 Perception of Risk of Marijuana 109
- 5.7 Perception of Parents Disapproval of Tobacco 110
- 5.8 Perception of Parents Disapproval of Alcohol 110
- 5.9 Perception of Parents Disapproval of Marijuana 111
- 5.10 Perception of Friends Disapproval of Tobacco 111
- 5.11 Perception of Friends Disapproval of Alcohol 111
- 5.12 Perception of Friends Disapproval of Marijuana 112
- 5.13 When did you first use any alcohol? 113
- 5.14 When did you first use any tobacco? 113
- 5.15 When did you first use marijuana? 114

- 6.1 Ethnic Origin 116
- 6.2 Sex 116
- 6.3 Age 117
- 6.4 Do you live with: 117
- 6.5 Do you have a job? 117
- 6.6 Does your father have a job? 118
- 6.7 Does your mother have a job? 118
- 6.8 What is the educational level of your father? 118
- 6.9 What is the educational level of your mother? 119
- 6.10 Do you make good grades? 120
- 6.11 Do you get into trouble at school? 120
- 6.12 Do you take part in school sports teams? 121
- 6.13 Do you take part in school activities such as band, clubs, etc? 121
- 6.14 Do you take part in community activities such as scouts, rec. teams, youth clubs, etc? 121
- 6.15 Do you attend church, synagogue, etc.? 122
- 6.16 Have you threatened to harm a teacher? 122
- 6.17 Have you threatened to harm one or both of your parents, guardians, etc.? 122
- 6.18 Do your parents talk with you about the problems of tobacco use? 123
- 6.19 Do your parents talk with you about the problems of alcohol use? 123
- 6.20 Do your parents talk with you about the problems of drug use? 123
- 6.21 Do your teachers talk with you about the problems of alcohol use? 124

6.22	Do your teachers talk with you about the problems of drug use?	124
6.23	Does your school set clear rules on bringing a gun to school?	124
6.24	Does your school set clear rules on using drugs at school?	125
6.25	Does your school set clear rules on bullying or threatening other students at school?	125
6.26	Does your school punish you when you break the rules?	125
6.27	Do your parents set clear rules for you?	126
6.28	Do your parents punish you when you break the rules?	126
6.29	Have you been in trouble with the police?	126
6.30	Do you take part in gang activities?	127
6.31	Have you thought about committing suicide?	128
6.32	While NOT at school have you carried a gun for protection or as a weapon?	128
6.33	Have you received treatment or counseling for alcohol and/or drug use?	128
6.34	Have you been caught using alcohol?	129
6.35	Have you been caught using drugs?	129
6.36	Do you have an adult, other than your parent or guardian, that you talk to about problems?	129
6.37	Do you buy or sell drugs at school?	130
6.38	Do you buy or sell drugs when NOT at school?	130
6.39	Do your friends use tobacco? (cigarettes, cigars, etc...)?	130
6.40	Do your friends use alcohol? (beer, liquor, etc...)?	131
6.41	Do your friends use drugs? (marijuana, cocaine, etc...)?	131
6.42	Do your parents set clear rules about violent TV, movies and video games?	131
6.43	Have you had 5 or more glasses of beer, wine or liquor within a few hours?	132
6.44	Have you driven a car after or while drinking alcohol??	132
6.45	Do you surf the internet for fun?	132
6.46	Have you skipped school in the past year?	133
6.47	Have you seen ads on TV that encourage NO drug use?	133
6.48	Does your school have a security officer?	133
6.49	Do you think your school needs a security officer?	134
6.50	Does your school have a drug screening program?	134
6.51	Does your school's drug screening program include all students?	134
6.52	If your school does not screen all students, do you participate in an activity that is part of the drug screening program?	135
6.53	Have you been screened for drugs at school?	135
6.54	Does your school have a student assistance program?	135
6.55	Have you participated in the student assistance program?	136
6.56	If you participated, was the student assistance program helpful?	136
6.57	Do you feel that using cigarettes is harmful to your health?	137
6.58	Do you feel that using smokeless tobacco is harmful to your health?	137
6.59	Do you feel that using cigars is harmful to your health?	138
6.60	Do you feel that using beer is harmful to your health?	138
6.61	Do you feel that using wine coolers is harmful to your health?	138
6.62	Do you feel that using liquor is harmful to your health?	139
6.63	Do you feel that using marijuana is harmful to your health?	139
6.64	Do you feel that using cocaine is harmful to your health?	139
6.65	Do you feel that using uppers is harmful to your health?	140
6.66	Do you feel that using downers is harmful to your health?	140
6.67	Do you feel that using inhalants is harmful to your health?	140

6.68 Do you feel that using hallucinogens is harmful to your health?	141
6.69 Do you feel that using heroin is harmful to your health?	141
6.70 Do you feel that using steroids is harmful to your health?	141
6.71 Do you feel that using ecstasy is harmful to your health?	142
6.72 Do you feel that using OxyContin is harmful to your health?	142
6.73 Within the past year how often have you smoked cigarettes?	143
6.74 Within the past year how often have you used smokeless tobacco?	143
6.75 Within the past year how often have you smoked cigars?	144
6.76 Within the past year how often have you drunk beer?	144
6.77 Within the past year how often have you drunk wine coolers?	144
6.78 Within the past year how often have you drunk liquor?	145
6.79 Within the past year how often have you smoked marijuana?	145
6.80 Within the past year how often have you used cocaine?	145
6.81 Within the past year how often have you used uppers?	146
6.82 Within the past year how often have you used downers?	146
6.83 Within the past year how often have you used inhalants?	146
6.84 Within the past year how often have you used hallucinogens?	147
6.85 Within the past year how often have you used heroin?	147
6.86 Within the past year how often have you used steroids?	147
6.87 Within the past year how often have you used ecstasy?	148
6.88 Within the past year how often have you used OxyContin?	148
6.89 Within the past year how often have you used tobacco?	148
6.90 Within the past year how often have you drunk alcohol?	149
6.91 Within the past year how often have you used illicit drugs?	149
6.92 At what age did you first smoke cigarettes?	150
6.93 At what age did you first use smokeless tobacco?	150
6.94 At what age did you first smoke cigars?	151
6.95 At what age did you first drink beer?	151
6.96 At what age did you first drink wine coolers?	151
6.97 At what age did you first drink liquor?	152
6.98 At what age did you first smoke marijuana?	152
6.99 At what age did you first use cocaine?	152
6.100 At what age did you first use uppers?	153
6.101 At what age did you first use downers?	153
6.102 At what age did you first use inhalants?	153
6.103 At what age did you first use hallucinogens?	154
6.104 At what age did you first use heroin?	154
6.105 At what age did you first use steroids?	154
6.106 At what age did you first use ecstasy?	155
6.107 At what age did you first use OxyContin?	155
6.108 Where do you smoke cigarettes?	156
6.109 Where do you use smokeless tobacco?	156
6.110 Where do you smoke cigars?	157
6.111 Where do you drink beer?	157
6.112 Where do you drink wine coolers?	157
6.113 Where do you drink liquor?	158
6.114 Where do you smoke marijuana?	158

6.115	Where do you use cocaine?	158
6.116	Where do you use uppers?	159
6.117	Where do you use downers?	159
6.118	Where do you use inhalants?	159
6.119	Where do you use hallucinogens?	160
6.120	Where do you use heroin?	160
6.121	Where do you use steroids?	160
6.122	Where do you use ecstasy?	161
6.123	Where do you use OxyContin?	161
6.124	Where do you use any tobacco?	161
6.125	Where do you use any alcohol?	162
6.126	Where do you use any illicit drugs?	162
6.127	When do you smoke cigarettes?	163
6.128	When do you use smokeless tobacco?	163
6.129	When do you smoke cigars?	164
6.130	When do you drink beer?	164
6.131	When do you drink wine coolers?	164
6.132	When do you drink liquor?	165
6.133	When do you smoke marijuana?	165
6.134	When do you use cocaine?	165
6.135	When do you use uppers?	166
6.136	When do you use downers?	166
6.137	When do you use inhalants?	166
6.138	When do you use hallucinogens?	167
6.139	When do you use heroin?	167
6.140	When do you use steroids?	167
6.141	When do you use ecstasy?	168
6.142	When do you use OxyContin?	168
6.143	When do you use any tobacco?	168
6.144	When do you use any alcohol?	169
6.145	When do you use any illicit drugs?	169
6.146	While at school have you carried a gun?	170
6.147	While at school have you carried a knife, club or other weapon?	170
6.148	While at school have you threatened a student with a gun, knife or club?	171
6.149	While at school have you threatened to hurt a student by hitting, slapping or kicking?	171
6.150	While at school have you hurt a student by using a gun, knife or club?	171
6.151	While at school have you hurt a student by hitting, slapping or kicking?	172
6.152	While at school have you been threatened with a gun, knife or club by a student?	172
6.153	While at school have you had a student threaten to hit, slap or kick you?	172
6.154	While at school have you been afraid a student may hurt you?	173
6.155	While at school have you been hurt by a student using a gun, knife or club?	173
6.156	While at school have you been hurt by a student who hit, slapped or kicked you?	173
6.157	While at school have you been helped by a school security officer?	174
6.158	While at school have you been in trouble with school security officer?	174
6.159	What effect do you most often get when you smoke cigarettes?	175
6.160	What effect do you most often get when you use smokeless tobacco?	175
6.161	What effect do you most often get when you smoke cigars?	176

6.162	What effect do you most often get when you drink beer?	176
6.163	What effect do you most often get when you drink wine coolers?	176
6.164	What effect do you most often get when you drink liquor?	177
6.165	What effect do you most often get when you smoke marijuana?	177
6.166	What effect do you most often get when you use cocaine?	177
6.167	What effect do you most often get when you use uppers?	178
6.168	What effect do you most often get when you use downers?	178
6.169	What effect do you most often get when you use inhalants?	178
6.170	What effect do you most often get when you use hallucinogens?	179
6.171	What effect do you most often get when you use heroin?	179
6.172	What effect do you most often get when you use steroids?	179
6.173	What effect do you most often get when you use ecstasy?	180
6.174	What effect do you most often get when you use OxyContin?	180
6.175	How easy is it to get cigarettes?	181
6.176	How easy is it to get smokeless tobacco?	181
6.177	How easy is it to get cigars?	182
6.178	How easy is it to get beer?	182
6.179	How easy is it to get wine coolers?	182
6.180	How easy is it to get liquor?	183
6.181	How easy is it to get marijuana?	183
6.182	How easy is it to get cocaine?	183
6.183	How easy is it to get uppers?	184
6.184	How easy is it to get downers?	184
6.185	How easy is it to get inhalants?	184
6.186	How easy is it to get hallucinogens?	185
6.187	How easy is it to get heroin?	185
6.188	How easy is it to get steroids?	185
6.189	How easy is it to get ecstasy?	186
6.190	How easy is it to get OxyContin?	186
6.191	In my school, I feel safe in the classroom?	187
6.192	In my school, I feel safe in the cafeteria?	187
6.193	In my school, I feel safe in the halls?	188
6.194	In my school, I feel safe in the bathroom?	188
6.195	In my school, I feel safe in the gym?	188
6.196	In my school, I feel safe on the school bus?	189
6.197	In my school, I feel safe at school events?	189
6.198	In my school, I feel safe on the playground?	189
6.199	In my school, I feel safe in the parking lot?	190
6.200	In my school, I feel safe in all school areas?	190
6.201	In my neighborhood, I feel safe where I live?	191
6.202	In my neighborhood, I feel safe in the streets?	191
6.203	In my neighborhood, I feel safe at the movies?	192
6.204	In my neighborhood, I feel safe on the playground?	192
6.205	In my neighborhood, I feel safe at my friend's house?	192
6.206	In my neighborhood, I feel safe at the mall?	193
6.207	Would you parents disapprove of you using tobacco?	194
6.208	Would you parents disapprove of you using alcohol?	194

6.209	Would you parents disapprove of you using marijuana?	195
6.210	Would you parents disapprove of you using other illicit drugs?	195
6.211	Would you parents disapprove of you fighting with a student?	195
6.212	Would you parents disapprove of you carrying a weapon to school?	196
6.213	Would you parents disapprove of you threatening a student?	196
6.214	Would you parents disapprove of you joining a gang?	196
6.215	Would you friends disapprove of you using tobacco?	197
6.216	Would you friends disapprove of you using alcohol?	197
6.217	Would you friends disapprove of you using marijuana?	198
6.218	Would you friends disapprove of you using other illicit drugs?	198
6.219	Would you friends disapprove of you fighting with a student?	198
6.220	Would you friends disapprove of you carrying a weapon to school?	199
6.221	Would you friends disapprove of you threatening a student?	199
6.222	Would you friends disapprove of you joining a gang?	199
6.223	Frequency of Use – Cigarettes?	200
6.224	Frequency of Use – Smokeless Tobacco?	200
6.225	Frequency of Use – Cigars?	201
6.226	Frequency of Use – Beer?	201
6.227	Frequency of Use – Wine Coolers?	201
6.228	Frequency of Use – Liquor?	202
6.229	Frequency of Use – Marijuana?	202
6.230	Frequency of Use – Cocaine?	202
6.231	Frequency of Use – Uppers?	203
6.232	Frequency of Use – Downers?	203
6.233	Frequency of Use – Inhalants?	203
6.234	Frequency of Use – Hallucinogens?	204
6.235	Frequency of Use – Heroin?	204
6.236	Frequency of Use – Steroids?	204
6.237	Frequency of Use – Ecstasy?	205
6.238	Frequency of Use – OxyContin?	205
6.239	Frequency of Use – Any Tobacco?	205
6.240	Frequency of Use – Any Alcohol?	206
6.241	Frequency of Use – Any Illicit Drugs?	206

List of Figures

- 2.1 % Students Who Use Cigarettes, Smokeless Tobacco & Cigars 9
- 2.2 % Students Who Use Beer, Wine Coolers, Liquor & Marijuana 10
- 2.3 % Students Who Use Cocaine, Uppers, Downers & Inhalants 11
- 2.4 % Students Who Use Hallucinogens, Heroin & Steroids 12
- 2.5 % Students Who Use Ecstasy & OxyContin 13
- 2.6 Where Do You Use Beer 15
- 2.7 Where Do You Use Liquor 16
- 2.8 Where Do You Use Marijuana 17
- 2.9 Where Do You Use Cocaine 18
- 2.10 Where Do You Use Inhalants 19
- 2.11 Where Do You Use Hallucinogens 20
- 2.12 Where Do You Use Ecstasy 21
- 2.13 Where Do You Use OxyContin 22
- 2.14 When Do You Use Beer 24
- 2.15 When Do You Use Liquor 25
- 2.16 When Do You Use Marijuana 26
- 2.17 When Do You Use Cocaine 27
- 2.18 When Do You Use Inhalants 28
- 2.19 When Do You Use Hallucinogens 29
- 2.20 When Do You Use Ecstasy 30
- 2.21 When Do You Use OxyContin 31
- 2.22 Is It Harmful To Use Beer 33
- 2.23 Is It Harmful To Use Liquor 34
- 2.24 Is It Harmful To Use Marijuana 35
- 2.25 Is It Harmful To Use Cocaine 36
- 2.26 Is It Harmful To Use Inhalants 37
- 2.27 Is It Harmful To Use Hallucinogens 38
- 2.28 Is It Harmful To Use Ecstasy 39
- 2.29 Is It Harmful To Use OxyContin 40
- 2.30 How Easy Is It To Get Beer 42
- 2.31 How Easy Is It To Get Liquor 43
- 2.32 How Easy Is It To Get Marijuana 44
- 2.33 How Easy Is It To Get Cocaine 45
- 2.34 How Easy Is It To Get Inhalants 46
- 2.35 How Easy Is It To Get Hallucinogens 47
- 2.36 How Easy Is It To Get Ecstasy 48
- 2.37 How Easy Is It To Get OxyContin 49

2.38	Friends Use of Tobacco	51
2.39	Friends Use of Alcohol	52
2.40	Friends Use of Illicit Drugs	53
3.1	% Students Who Get Very High or Bombed When Using Beer, Wine Coolers or Liquor	56
3.2	% Students Who Get Very High or Bombed When Using Marijuana, Cocaine or Uppers	57
3.3	% Students Who Get Very High or Bombed When Using Downers, Inhalants or Hallucinogens	58
3.4	% Students Who Get Very High or Bombed When Using Heroin, Steroids, Ecstasy or OxyContin	59
3.5	% Students Who Use Beer by Sex	61
3.6	% Students Who Use Liquor by Sex	62
3.7	% Students Who Use Marijuana by Sex	63
3.8	% Students Who Use Cocaine by Sex	64
3.9	% Students Who Use Inhalants by Sex	65
3.10	% Students Who Use Hallucinogens by Sex	66
3.11	% Students Who Use Ecstasy by Sex	67
3.12	% Students Who Use OxyContin by Sex	68
3.13	% Students Who Use Illicit Drugs by Attend Church, Synagogue, etc.	70
3.14	% Students Who Use Illicit Drugs by Take Part in Community Activities	71
3.15	% Students Who Use Illicit Drugs by Make Good Grades	72
3.16	% Students Who Use Illicit Drugs by Take Part in Sports Teams	73
3.17	% Students Who Use Illicit Drugs by Take Part in School Activities	74
3.18	% Students Who Use Illicit Drugs by Get Into Trouble at School	75
3.19	% Students Who Use Illicit Drugs by Parents Talk About Dangers of Drugs	76
3.20	% Students Who Use Illicit Drugs by Parents Set Clear Rules	77
3.21	% Students Who Use Illicit Drugs by Parents Punish for Breaking Rules	78
3.22	% Students Who Use Illicit Drugs by School Sets Clear Rules on Guns at School	79
3.23	% Students Who Use Illicit Drugs by School Sets Clear Rules on Drugs at School	80
3.24	% Students Who Use Illicit Drugs by School Sets Clear Rules on Bullying at School	81
3.25	% Students Who Use Illicit Drugs by School Punishes for Breaking Rules	82
3.26	% Students Who Use Illicit Drugs by Received Treatment for Alcohol/Drug Use	83
3.27	% Students Who Use Illicit Drugs by Been Caught Using Alcohol	84
3.28	% Students Who Use Illicit Drugs by Been Caught Using Drugs	85
3.29	% Students Who Use Illicit Drugs by Buy/Sell Drugs at School	86
3.30	% Students Who Use Illicit Drugs by Buy/Sell Drugs While NOT at School	87
3.31	% Students Who Use Illicit Drugs by Friends Use Alcohol	88
3.32	% Students Who Use Illicit Drugs by Friends Use Drugs	89
3.33	% Students Who Use Illicit Drugs by Parents Set Rules About TV, Movies, etc.	90
3.34	% Students Who Use Illicit Drugs by Drinking 5 or More Glasses of Alcohol	91
3.35	% Students Who Use Illicit Drugs by Skipped School	92
4.1	Drug Use of Students Who Carry Guns vs Students Who Do Not	94
4.2	Drug Use of Students In Gangs vs Students Not In Gangs	95
4.3	Drug Use of Students Who Think of Suicide	96
4.4	Drug Use of Students Who Threaten vs Students Who Do Not	97
4.5	Drug Use of Students Who Get In Trouble With Police vs Those Who Do Not	98

Chapter 1

Introduction

The following graphs, summary and tables are compiled from data collected in your school(s) using the **PRIDE Surveys Questionnaire**. These data reflect prevalence and patterns of drug and alcohol use, violence, gang activity and suicide. It is important that this report be utilized as part of your drug abuse and violence awareness and prevention programs. We strongly suggest that you:

COPY THE FOLLOWING PAGES, (which highlight and graphically summarize drug use and violent behavior by students in your school)

DISTRIBUTE THEM TO YOUR FACULTY

AND SHARE THIS INFORMATION WITH PARENTS.

Most of all, we strongly encourage a parent meeting at your school to share this information!

NOTE: Most drug use occurs at nights and weekends when school is not in session. You will find statistics in this report which support these findings.

FOR GREATEST SUCCESS IN DECREASING DRUG USE, FACULTY, STUDENTS AND PARENTS MUST WORK TOGETHER TOWARD A DRUG-FREE LIFESTYLE.

If you have questions about this report or if you wish to have information on other **PRIDE Surveys** services and products, please call the **PRIDE Surveys** Office or write to the following address:

PRIDE Surveys

Janie Pitcock

160 Vanderbilt Court

Bowling Green, KY 42103

1-800-279-6361

1-270-746-9596

www.pridesurveys.com

The following information is for **PRIDE Surveys** internal use only.

- Data Files: us039202
- Filter:

1.1 Drug Use Summary

- Number of 6th grade students surveyed: 1771
- Number of 7th grade students surveyed: 2157
- Number of 8th grade students surveyed: 2209
- Number of 9th grade students surveyed: 1746
- Number of 10th grade students surveyed: 1696
- Number of 11th grade students surveyed: 1485
- Number of 12th grade students surveyed: 1330
- Number of students surveyed: 12394

1.2 Cigarette Use

5.8 percent of your 6th grade students said they used cigarettes within the past year (2002-2003 PRIDE National Avg = 11.1%). **11.0** percent of your 7th grade students said they used cigarettes within the past year (2002-2003 PRIDE National Avg = 16.3%). **16.6** percent of your 8th grade students said they used cigarettes within the past year (2002-2003 PRIDE National Avg = 25.6%). **23.4** percent of your 9th grade students said they used cigarettes within the past year (2002-2003 PRIDE National Avg = 28.8%). **26.7** percent of your 10th grade students said they used cigarettes within the past year (2002-2003 PRIDE National Avg = 34.1%). **29.6** percent of your 11th grade students said they used cigarettes within the past year (2002-2003 PRIDE National Avg = 37.4%). **33.7** percent of your 12th grade students said they used cigarettes within the past year (2002-2003 PRIDE National Avg = 40.8%).

1.3 Beer Use

13.7 percent of your 6th grade students said they used beer within the past year (2002-2003 PRIDE National Avg = 15.0%). **22.4** percent of your 7th grade students said they used beer within the past year (2002-2003 PRIDE National Avg = 21.0%). **30.8** percent of your 8th grade students said they used beer within the past year (2002-2003 PRIDE National Avg = 33.5%). **36.9** percent of your 9th grade students said they used beer within the past year (2002-2003 PRIDE National Avg = 41.5%). **42.7** percent of your 10th grade students said they used beer within the past year (2002-2003 PRIDE National Avg = 47.7%). **44.8** percent of your 11th grade students said they used beer within the past year (2002-2003 PRIDE National Avg = 54.1%). **48.3** percent of your 12th grade students said they used beer within the past year (2002-2003 PRIDE National Avg = 56.7%).

Of those 6th grade students who reported using beer, **12.4** percent of them reported getting *very high* or *bombed* when they used. Of those 7th grade students who reported using beer, **15.1** percent of

them reported getting *very high* or *bombed* when they used. Of those 8th grade students who reported using beer, **16.4** percent of them reported getting *very high* or *bombed* when they used. Of those 9th grade students who reported using beer, **23.0** percent of them reported getting *very high* or *bombed* when they used. Of those 10th grade students who reported using beer, **30.0** percent of them reported getting *very high* or *bombed* when they used. Of those 11th grade students who reported using beer, **35.2** percent of them reported getting *very high* or *bombed* when they used. Of those 12th grade students who reported using beer, **36.1** percent of them reported getting *very high* or *bombed* when they used.

1.4 Marijuana Use

3.7 percent of your 6th grade students said they used marijuana within the past year (2002-2003 PRIDE National Avg = 5.2%). **8.0** percent of your 7th grade students said they used marijuana within the past year (2002-2003 PRIDE National Avg = 8.8%). **13.2** percent of your 8th grade students said they used marijuana within the past year (2002-2003 PRIDE National Avg = 16.8%). **21.4** percent of your 9th grade students said they used marijuana within the past year (2002-2003 PRIDE National Avg = 23.6%). **25.8** percent of your 10th grade students said they used marijuana within the past year (2002-2003 PRIDE National Avg = 29.7%). **27.8** percent of your 11th grade students said they used marijuana within the past year (2002-2003 PRIDE National Avg = 34.3%). **30.1** percent of your 12th grade students said they used marijuana within the past year (2002-2003 PRIDE National Avg = 35.8%).

Of those 6th grade students who reported using marijuana, **57.1** percent of them reported getting *very high* or *bombed* when they used. Of those 7th grade students who reported using marijuana, **65.9** percent of them reported getting *very high* or *bombed* when they used. Of those 8th grade students who reported using marijuana, **70.3** percent of them reported getting *very high* or *bombed* when they used. Of those 9th grade students who reported using marijuana, **73.3** percent of them reported getting *very high* or *bombed* when they used. Of those 10th grade students who reported using marijuana, **72.5** percent of them reported getting *very high* or *bombed* when they used. Of those 11th grade students who reported using marijuana, **74.2** percent of them reported getting *very high* or *bombed* when they used. Of those 12th grade students who reported using marijuana, **72.9** percent of them reported getting *very high* or *bombed* when they used.

1.5 percent of your 6th grade students reported they used marijuana on *weekends* vs. **0.6** percent who reported use *during school*. **4.9** percent of your 7th grade students reported they used marijuana on *weekends* vs. **0.6** percent who reported use *during school*. **8.1** percent of your 8th grade students reported they used marijuana on *weekends* vs. **1.2** percent who reported use *during school*. **12.7** percent of your 9th grade students reported they used marijuana on *weekends* vs. **2.1** percent who reported use *during school*. **16.9** percent of your 10th grade students reported they used marijuana on *weekends* vs. **3.0** percent who reported use *during school*. **16.6** percent of your 11th grade students reported they used marijuana on *weekends* vs. **3.8** percent who reported use *during school*. **19.9** percent of your 12th grade students reported they used marijuana on *weekends* vs. **3.3** percent who reported use *during school*.

1.5 Cocaine Use

1.9 percent of your 6th grade students said they used cocaine within the past year (2002-2003 PRIDE National Avg = 2.5%). **2.9** percent of your 7th grade students said they used cocaine within the past year (2002-2003 PRIDE National Avg = 2.4%). **4.6** percent of your 8th grade students said they used cocaine within the past year (2002-2003 PRIDE National Avg = 3.8%). **6.3** percent of your 9th grade students said they used cocaine within the past year (2002-2003 PRIDE National Avg = 4.9%). **6.6** percent of your 10th grade students said they used cocaine within the past year (2002-2003 PRIDE National Avg = 5.8%). **9.2** percent of your 11th grade students said they used cocaine within the past year (2002-2003 PRIDE National Avg = 7.1%). **8.4** percent of your 12th grade students said they used cocaine within the past year (2002-2003 PRIDE National Avg = 8.7%).

Of those 6th grade students who reported using cocaine, **47.6** percent of them reported getting *very high* or *bombed* when they used. Of those 7th grade students who reported using cocaine, **62.5** percent of them reported getting *very high* or *bombed* when they used. Of those 8th grade students who reported using cocaine, **67.7** percent of them reported getting *very high* or *bombed* when they used. Of those 9th grade students who reported using cocaine, **72.0** percent of them reported getting *very high* or *bombed* when they used. Of those 10th grade students who reported using cocaine, **77.5** percent of them reported getting *very high* or *bombed* when they used. Of those 11th grade students who reported using cocaine, **71.8** percent of them reported getting *very high* or *bombed* when they used. Of those 12th grade students who reported using cocaine, **60.4** percent of them reported getting *very high* or *bombed* when they used.

1.6 Hallucinogen Use

2.4 percent of your 6th grade students said they used hallucinogens within the past year (2002-2003 PRIDE National Avg = 2.2%). **3.0** percent of your 7th grade students said they used hallucinogens within the past year (2002-2003 PRIDE National Avg = 2.0%). **3.2** percent of your 8th grade students said they used hallucinogens within the past year (2002-2003 PRIDE National Avg = 3.3%). **5.0** percent of your 9th grade students said they used hallucinogens within the past year (2002-2003 PRIDE National Avg = 4.4%). **5.3** percent of your 10th grade students said they used hallucinogens within the past year (2002-2003 PRIDE National Avg = 5.1%). **7.3** percent of your 11th grade students said they used hallucinogens within the past year (2002-2003 PRIDE National Avg = 6.6%). **6.2** percent of your 12th grade students said they used hallucinogens within the past year (2002-2003 PRIDE National Avg = 7.8%).

Of those 6th grade students who reported using hallucinogens, **61.0** percent of them reported getting *very high* or *bombed* when they used. Of those 7th grade students who reported using hallucinogens, **72.2** percent of them reported getting *very high* or *bombed* when they used. Of those 8th grade students who reported using hallucinogens, **76.6** percent of them reported getting *very high* or *bombed* when they used. Of those 9th grade students who reported using hallucinogens, **80.3** percent of them reported getting *very high* or *bombed* when they used. Of those 10th grade students who reported using hallucinogens, **72.2** percent of them reported getting *very high* or *bombed* when they used. Of those 11th grade students who reported using hallucinogens, **83.8** percent of them reported getting *very*

high or *bombed* when they used. Of those 12th grade students who reported using hallucinogens, **67.5** percent of them reported getting *very high* or *bombed* when they used.

Chapter 2

Standard Graphics

The following graphs will assist you in understanding the relationship of student behavior to alcohol and other drug usage. You are encouraged to make overheads or slides from the graphs for presentations to school faculty, parents, media, and other audiences in the community.

The *Location* and *Time* of drug use graphs will be helpful in understanding the need for a commitment to drug abuse prevention by parents and the larger community - not just by schools. Student alcohol and other drug use occurs most often outside the school and at times when school is not in session.

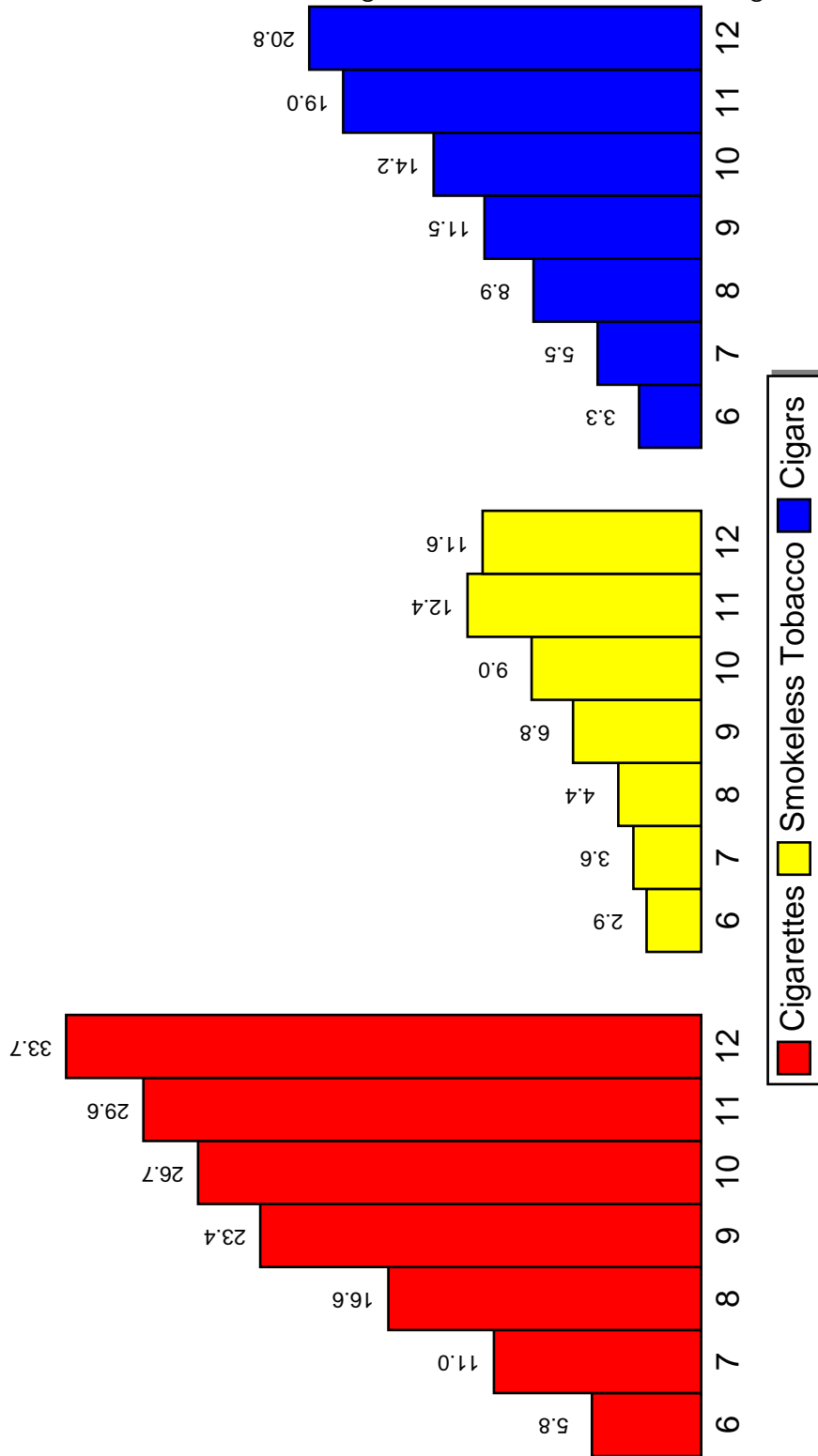
The *Perceived Harm* of alcohol and other drugs will assist with understanding how the false assumptions concerning harm are related to drug use. When drugs are perceived as harmless, the probability of use increases.

Research indicates that easy access, *Availability*, to drugs increases the probability of use. Availability of alcohol and other drugs normally increases at higher grade levels.

2.1 Frequency of Use

% Students Who Use Cigarettes, Smokeless Tobacco & Cigars

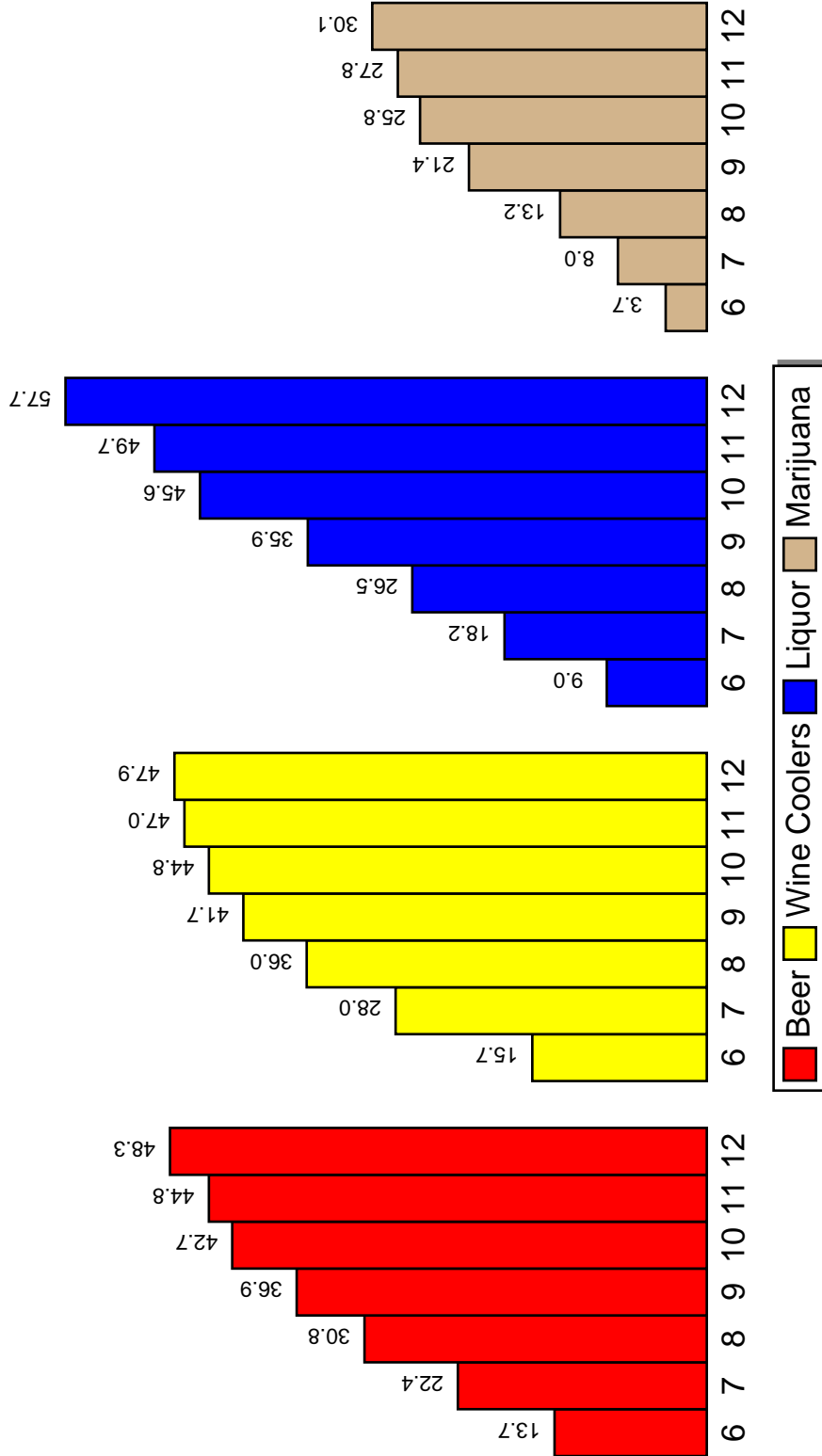
Figure 2.1: % Students Who Use Cigarettes, Smokeless Tobacco & Cigars



Source: PRIDE Surveys

% Students Who Use Beer, Wine Coolers, Liquor & Marijuana

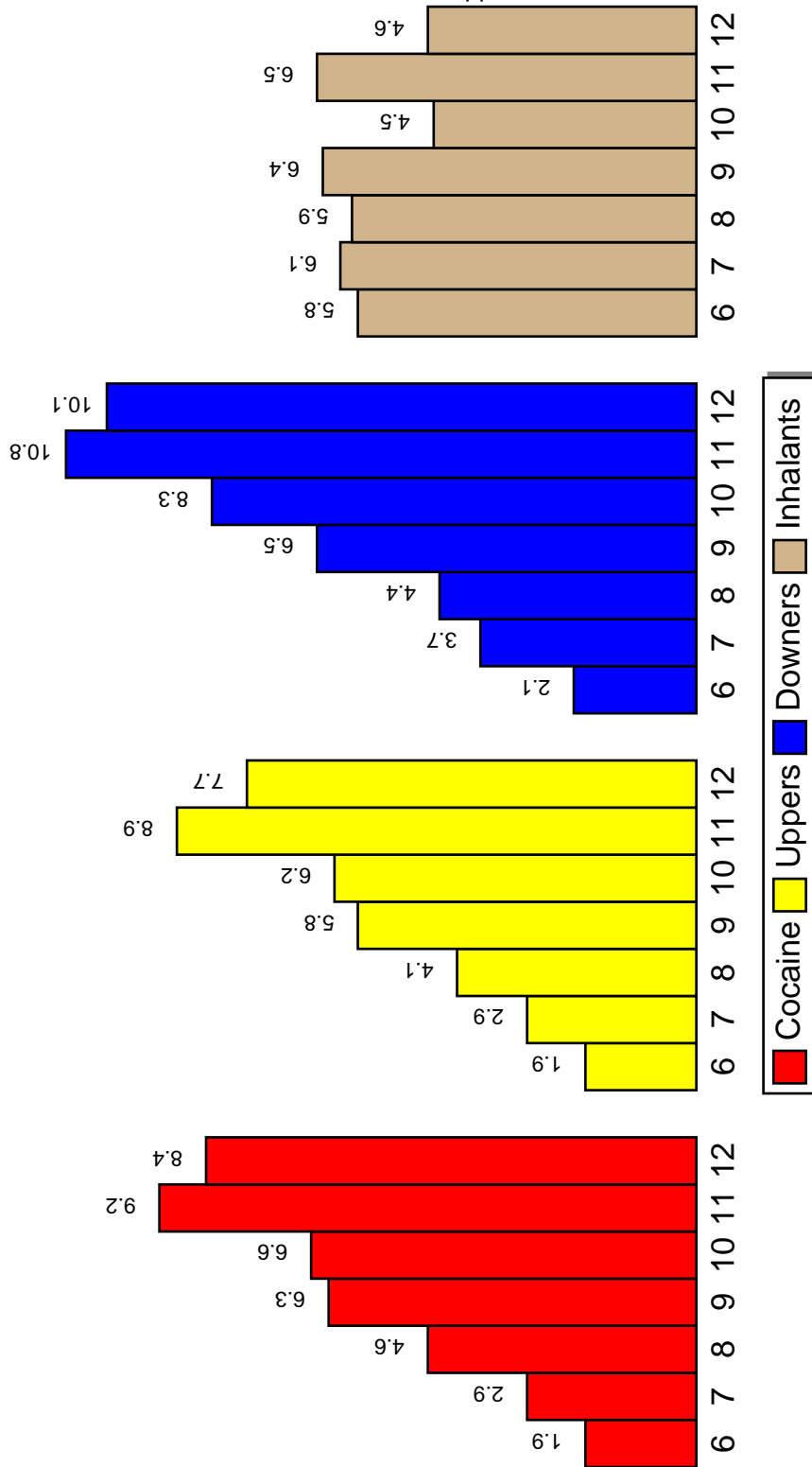
Figure 2.2: % Students Who Use Beer, Wine Coolers, Liquor & Marijuana



Source: PRIDE Surveys

% Students Who Use Cocaine, Uppers, Downers & Inhalants

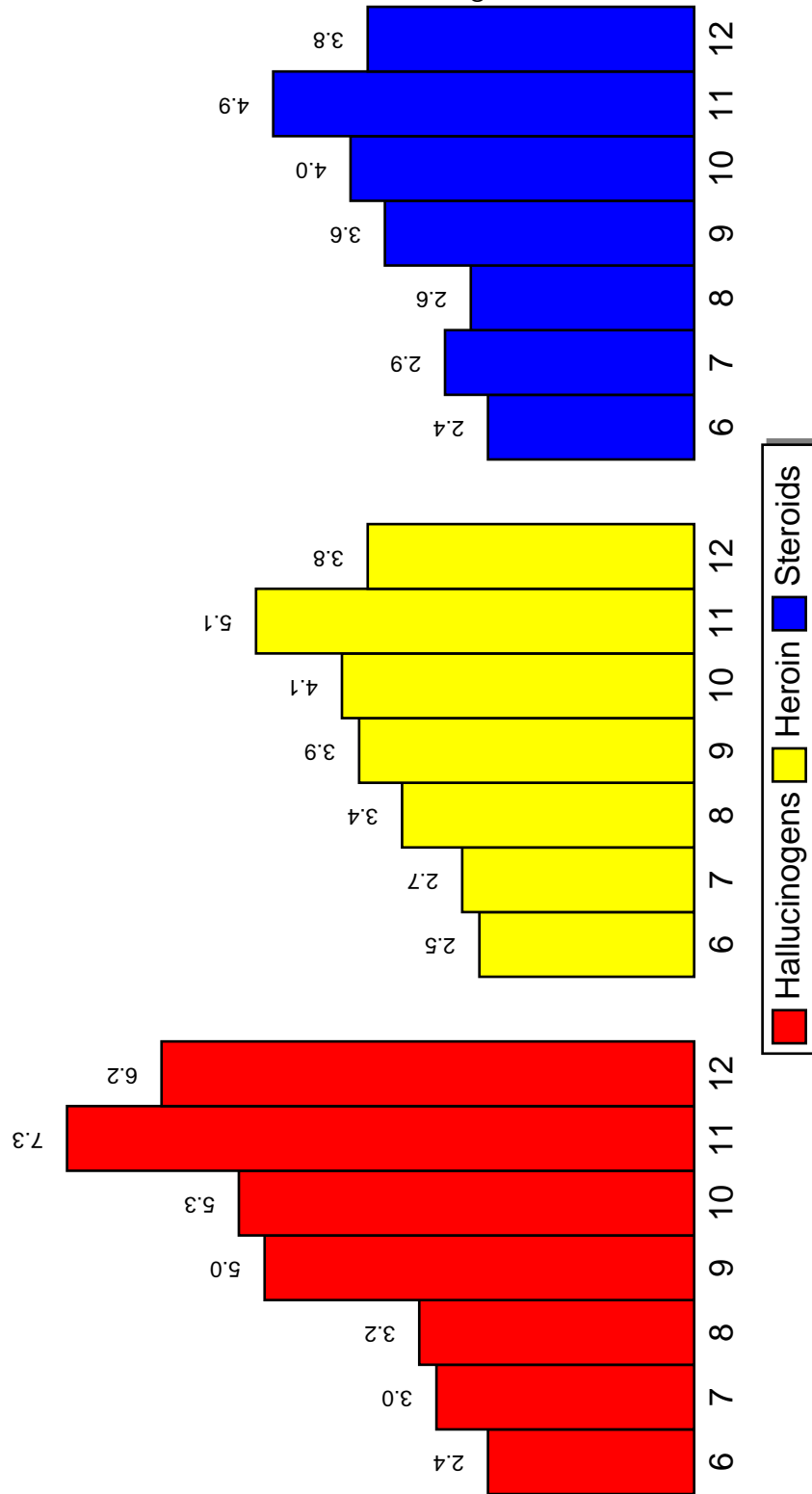
Figure 2.3: % Students Who Use Cocaine, Uppers, Downers & Inhalants



Source: PRIDE Surveys

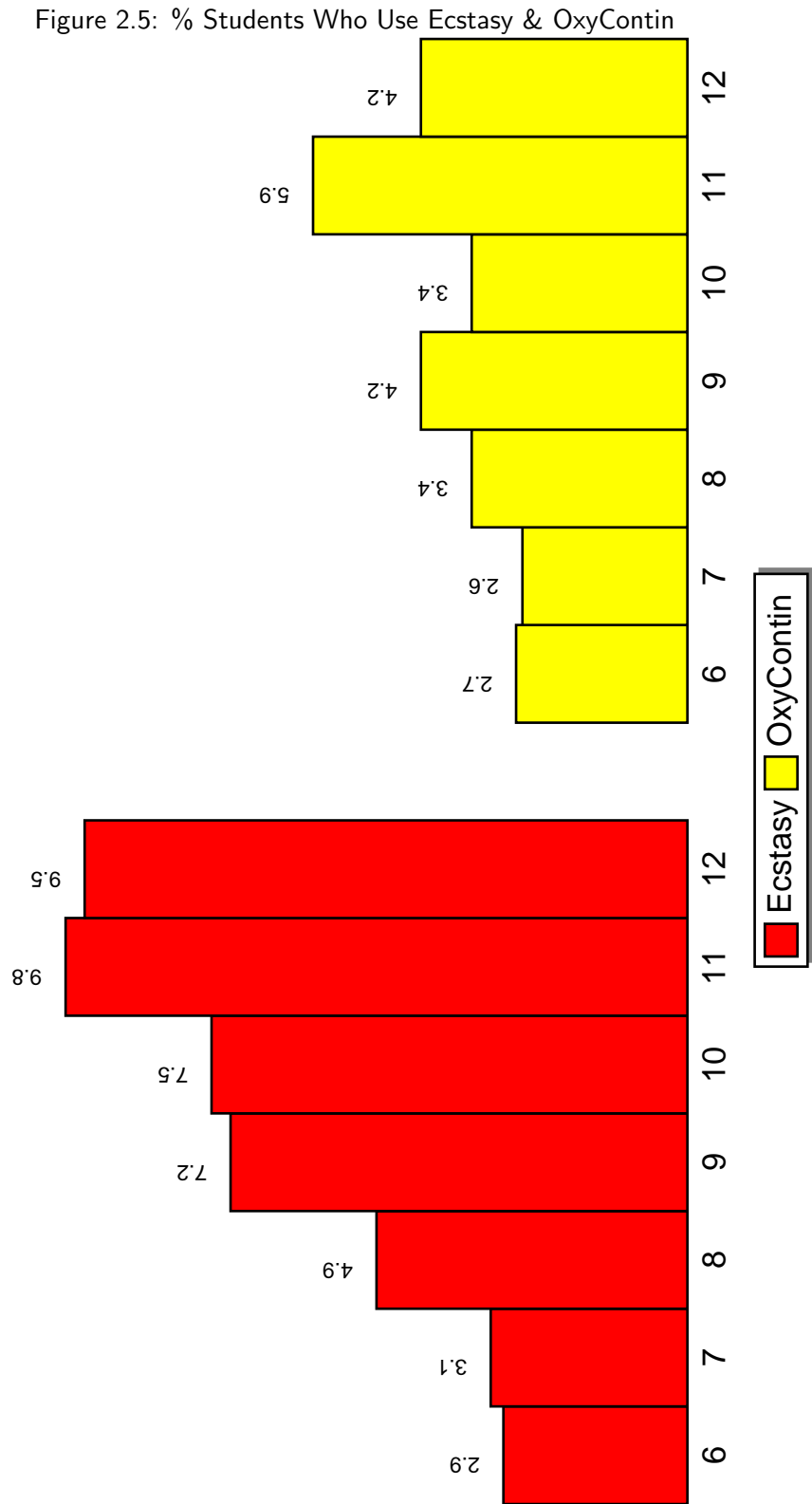
% Students Who Use Hallucinogens, Heroin & Steroids

Figure 2.4: % Students Who Use Hallucinogens, Heroin & Steroids



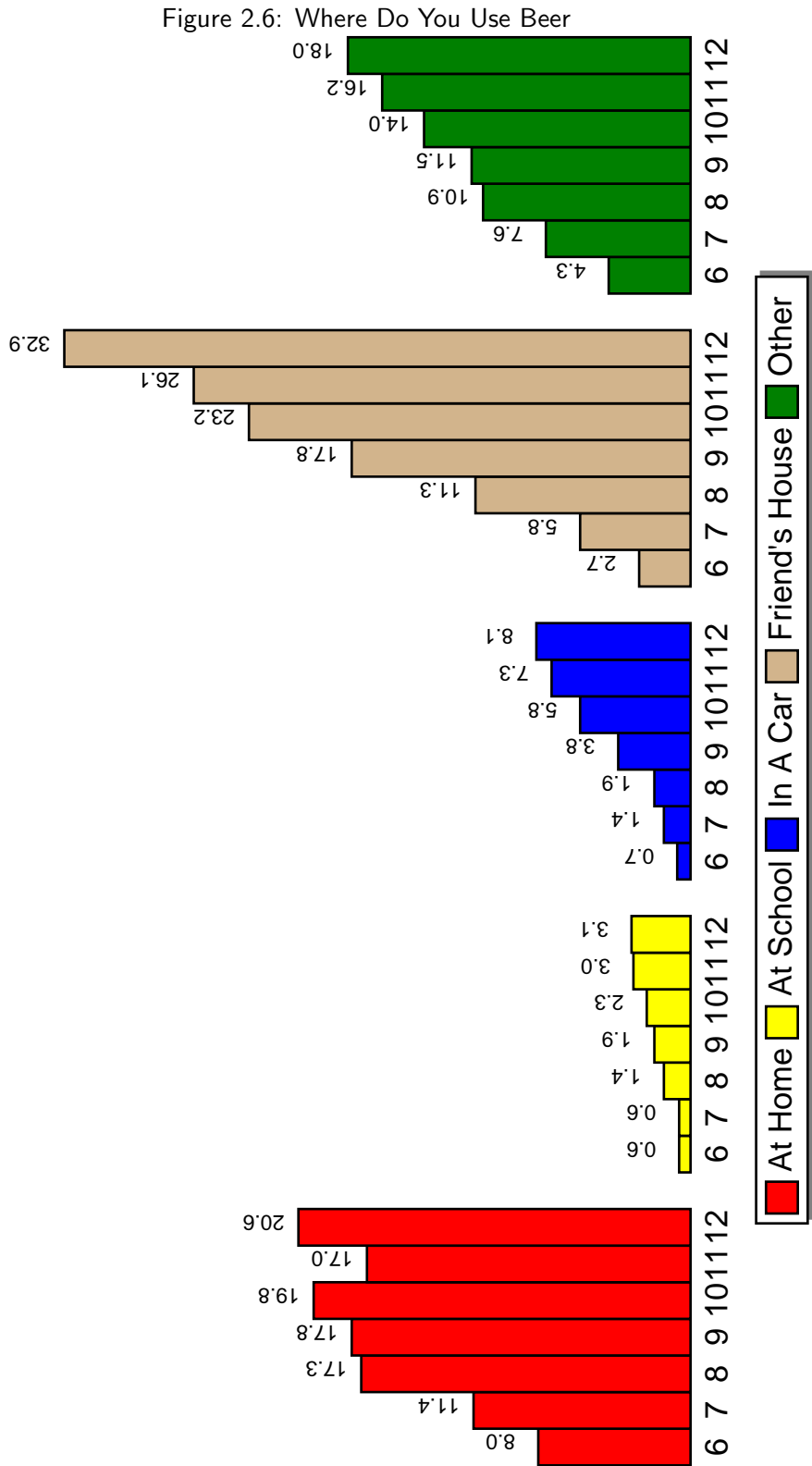
Source: PRIDE Surveys

% Students Who Use Ecstasy & OxyContin

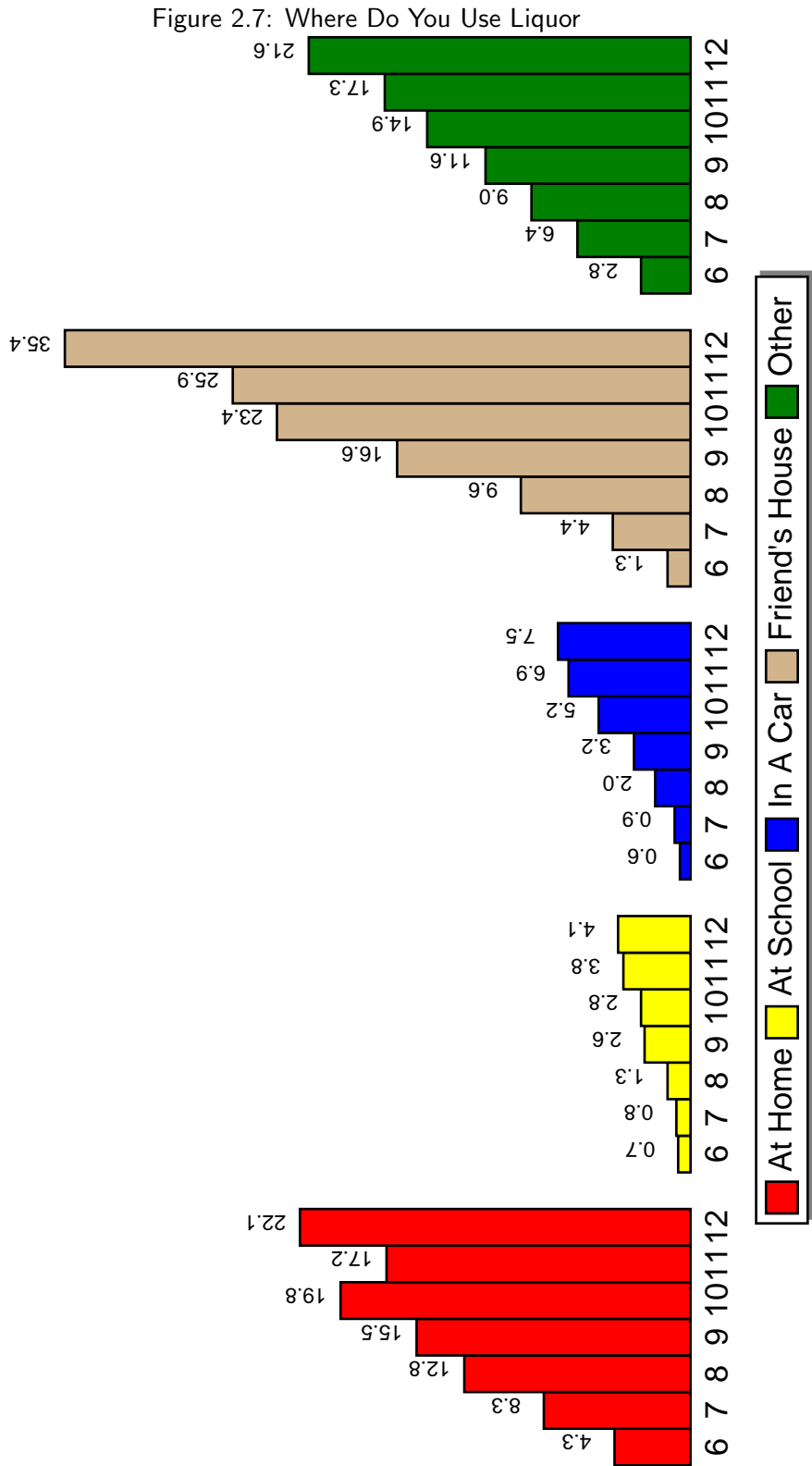


2.2 Where Do You Use

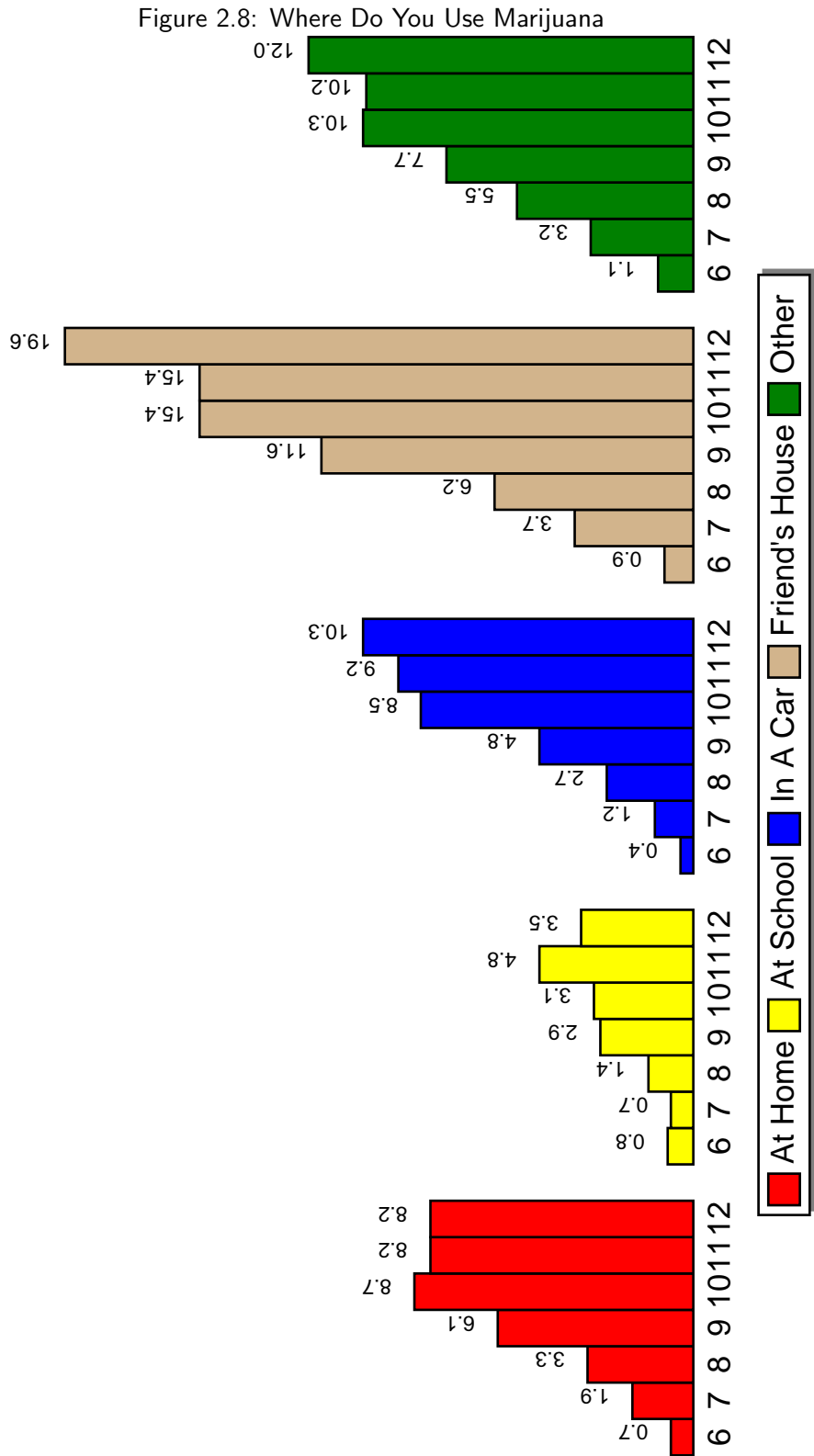
Where Do You Use Beer



Where Do You Use Liquor

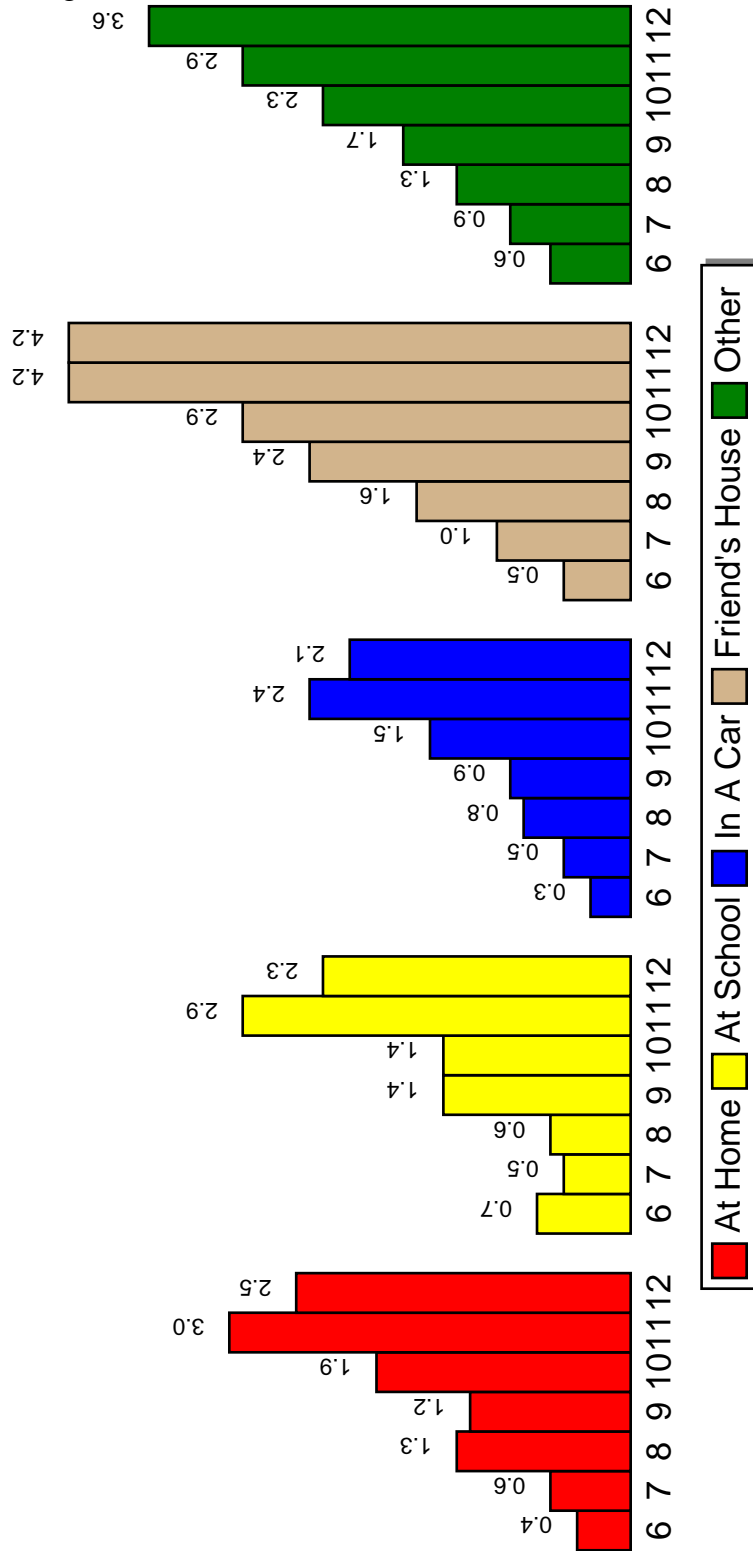


Where Do You Use Marijuana



Where Do You Use Cocaine

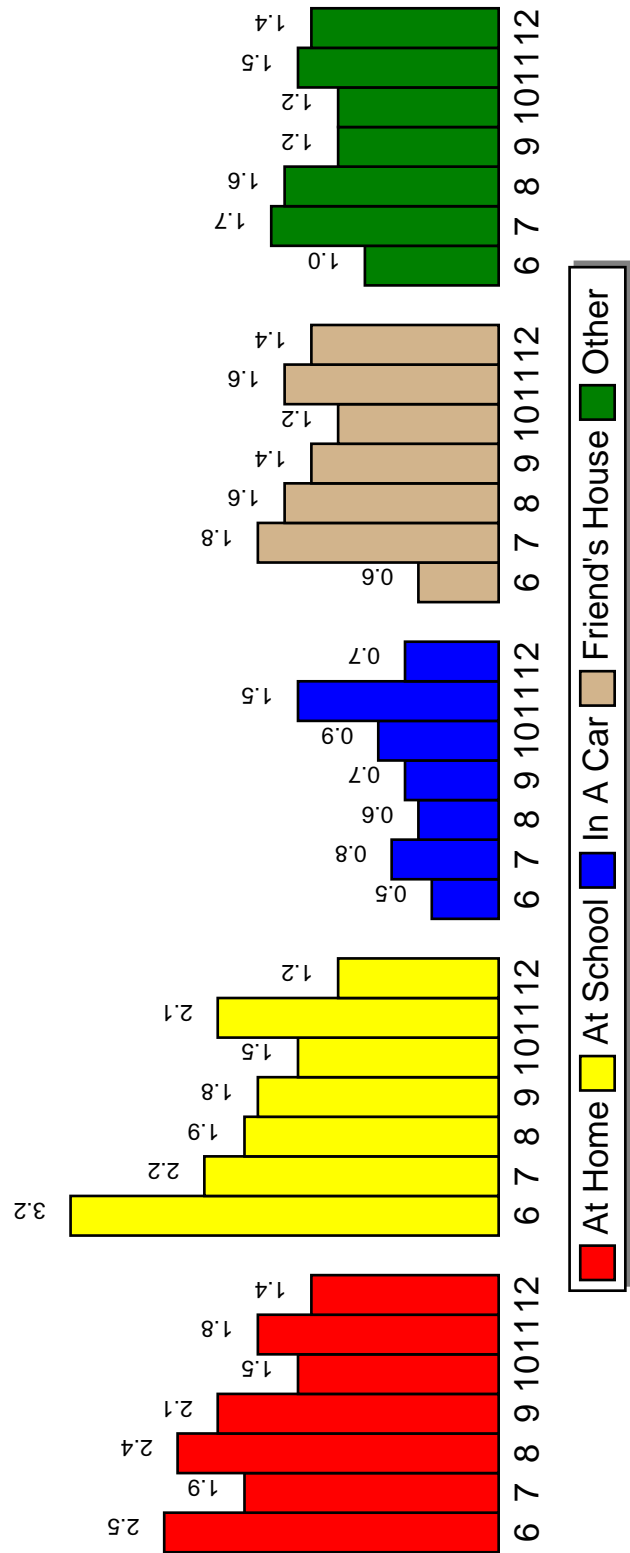
Figure 2.9: Where Do You Use Cocaine



Source: PRIDE Surveys

Where Do You Use Inhalants

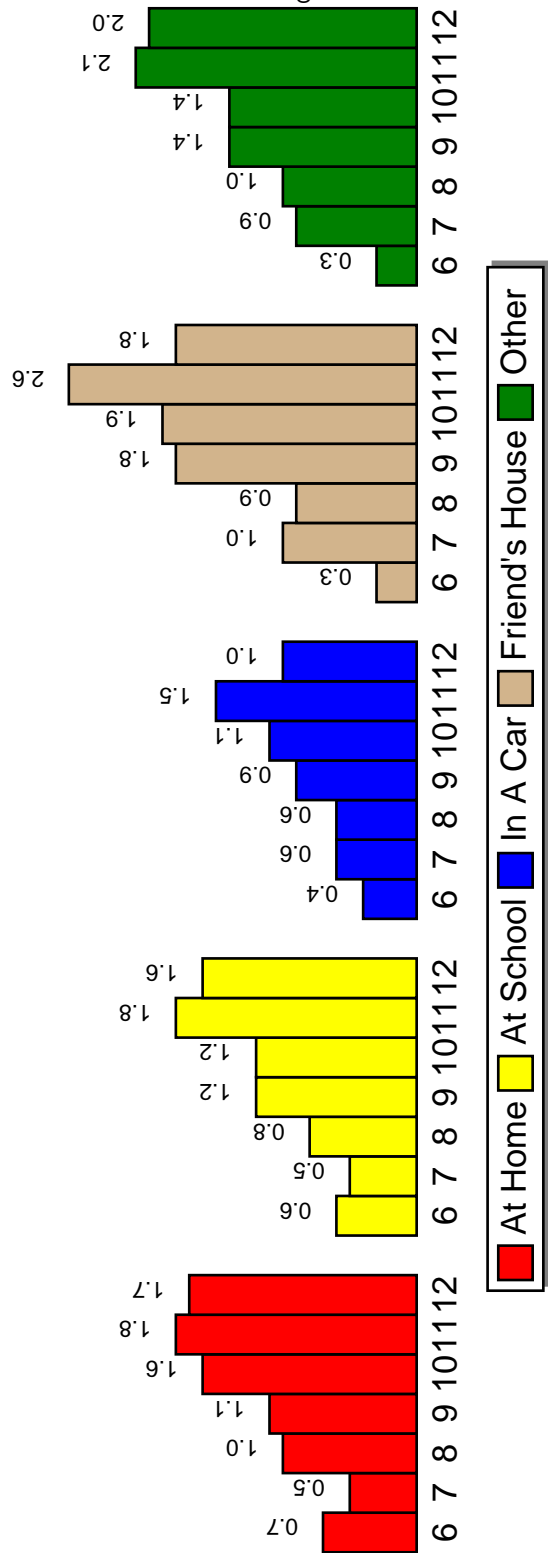
Figure 2.10: Where Do You Use Inhalants



Source: PRIDE Surveys

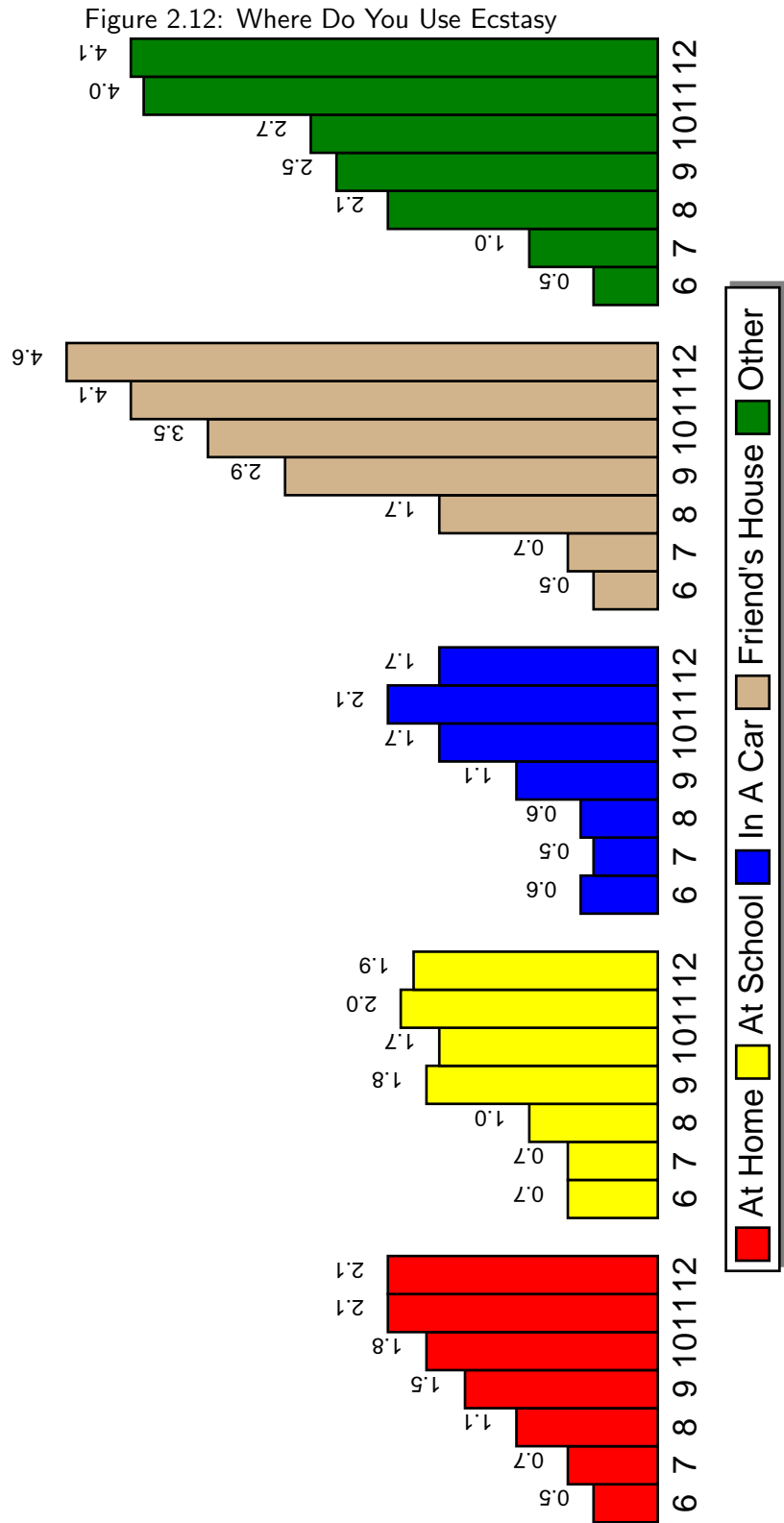
Where Do You Use Hallucinogens

Figure 2.11: Where Do You Use Hallucinogens



Source: PRIDE Surveys

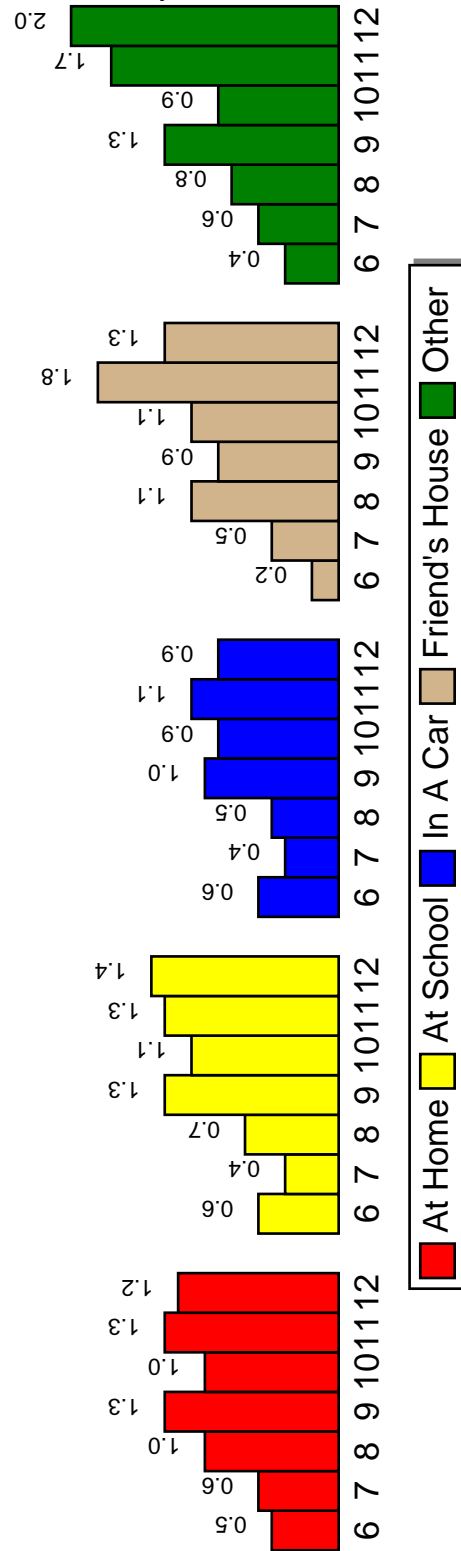
Where Do You Use Ecstasy



Source: PRIDE Surveys

Where Do You Use OxyContin

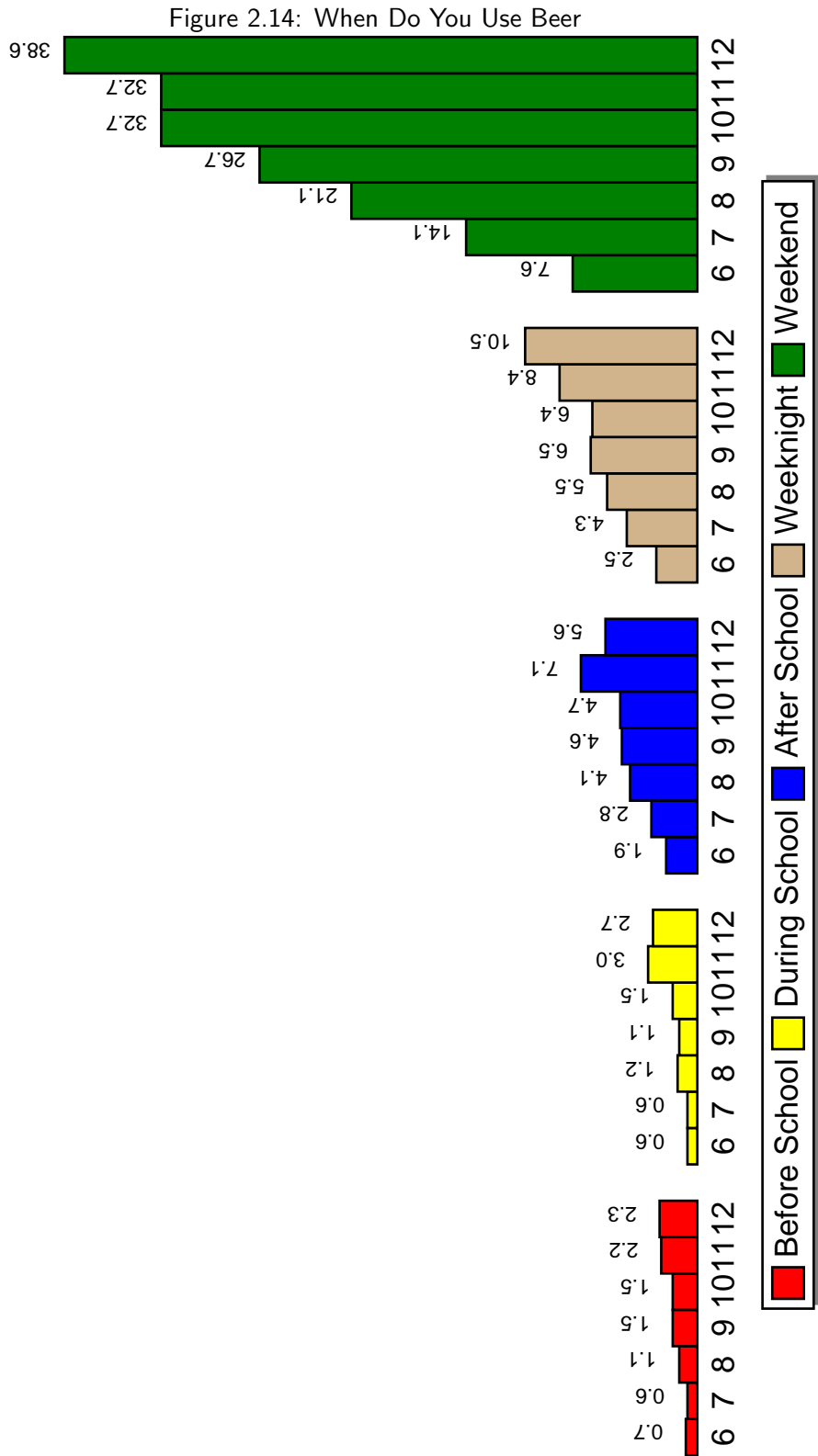
Figure 2.13: Where Do You Use OxyContin



Source: PRIDE Surveys

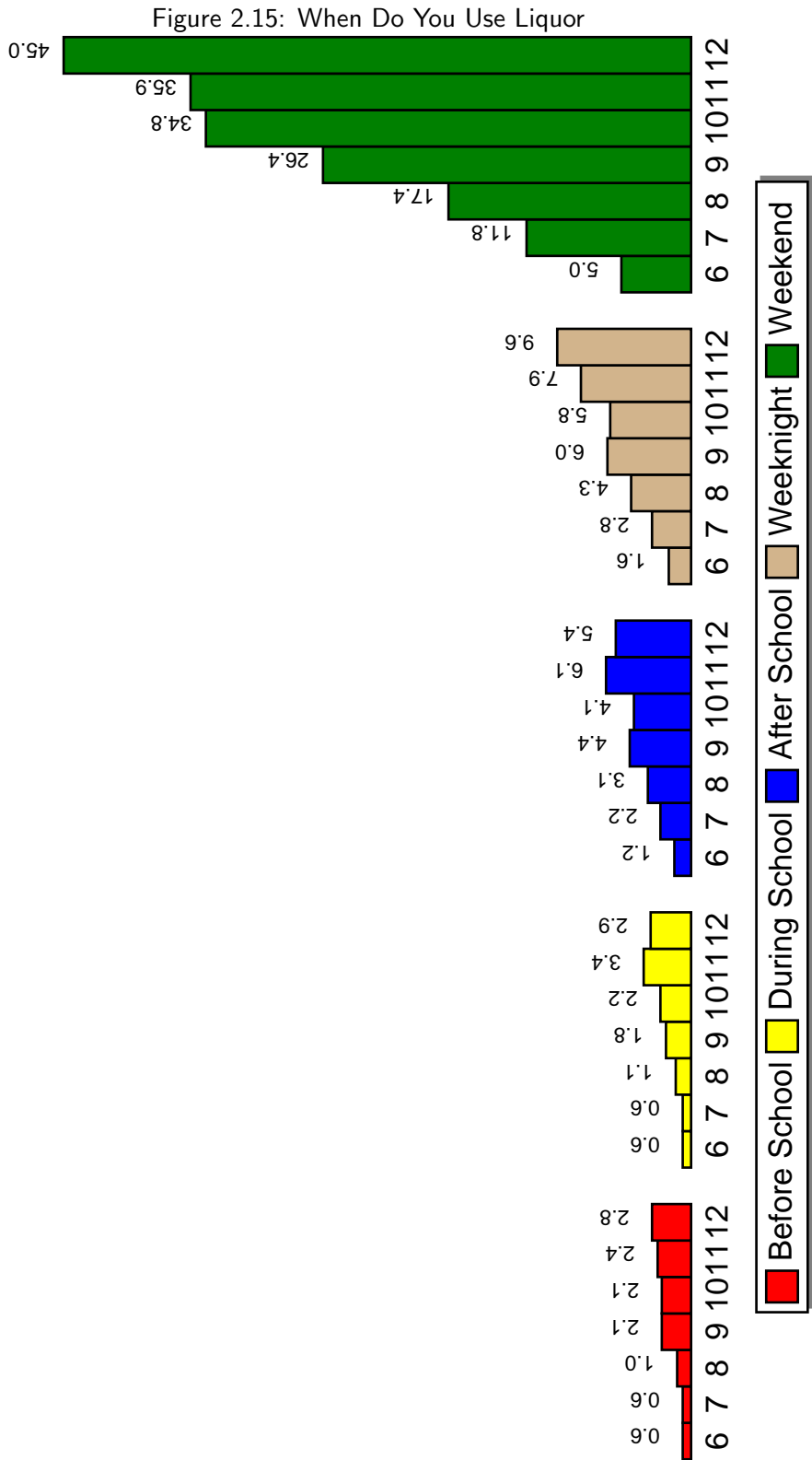
2.3 When Do You Use

When Do You Use Beer



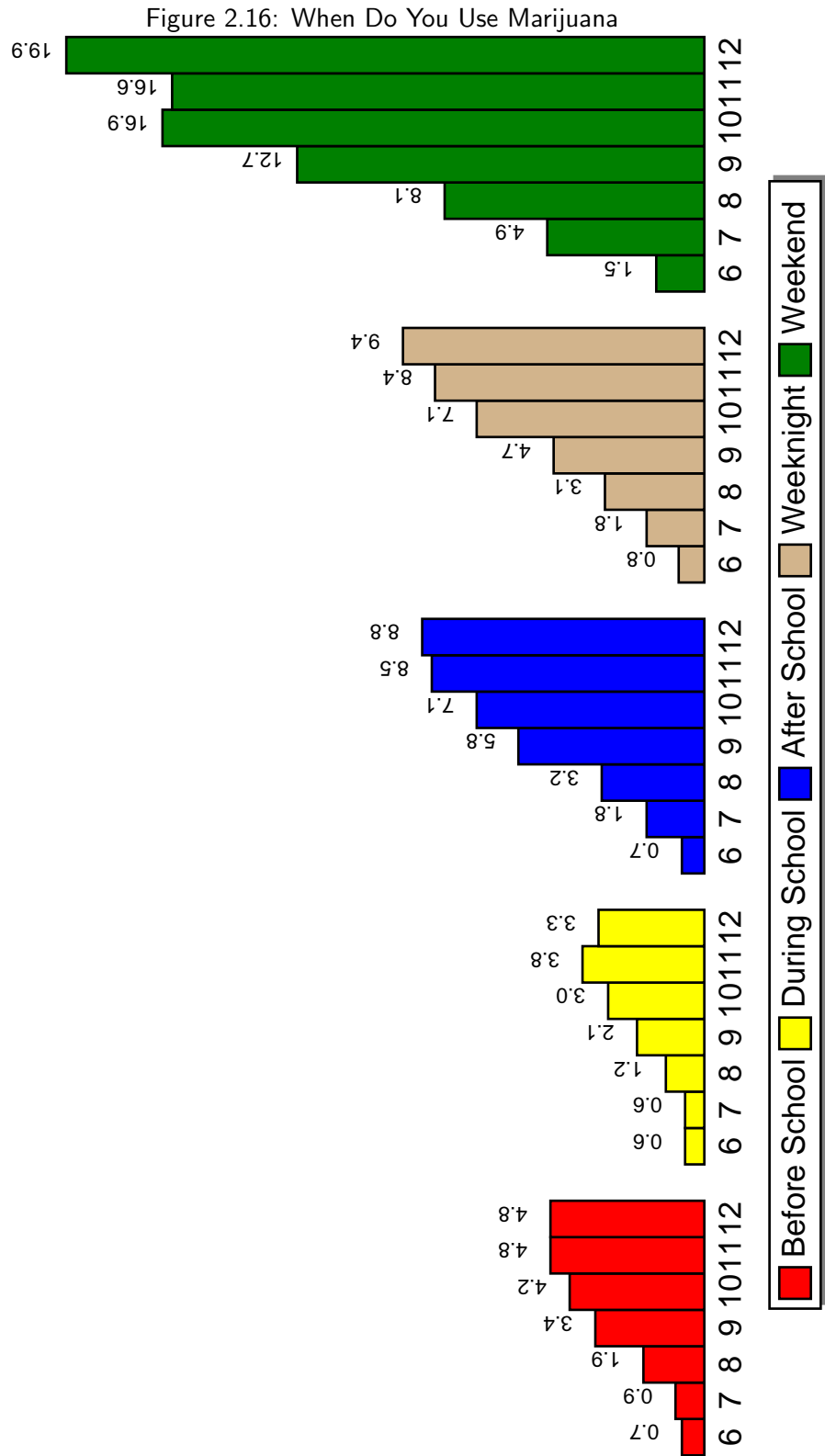
Source: PRIDE Surveys

When Do You Use Liquor

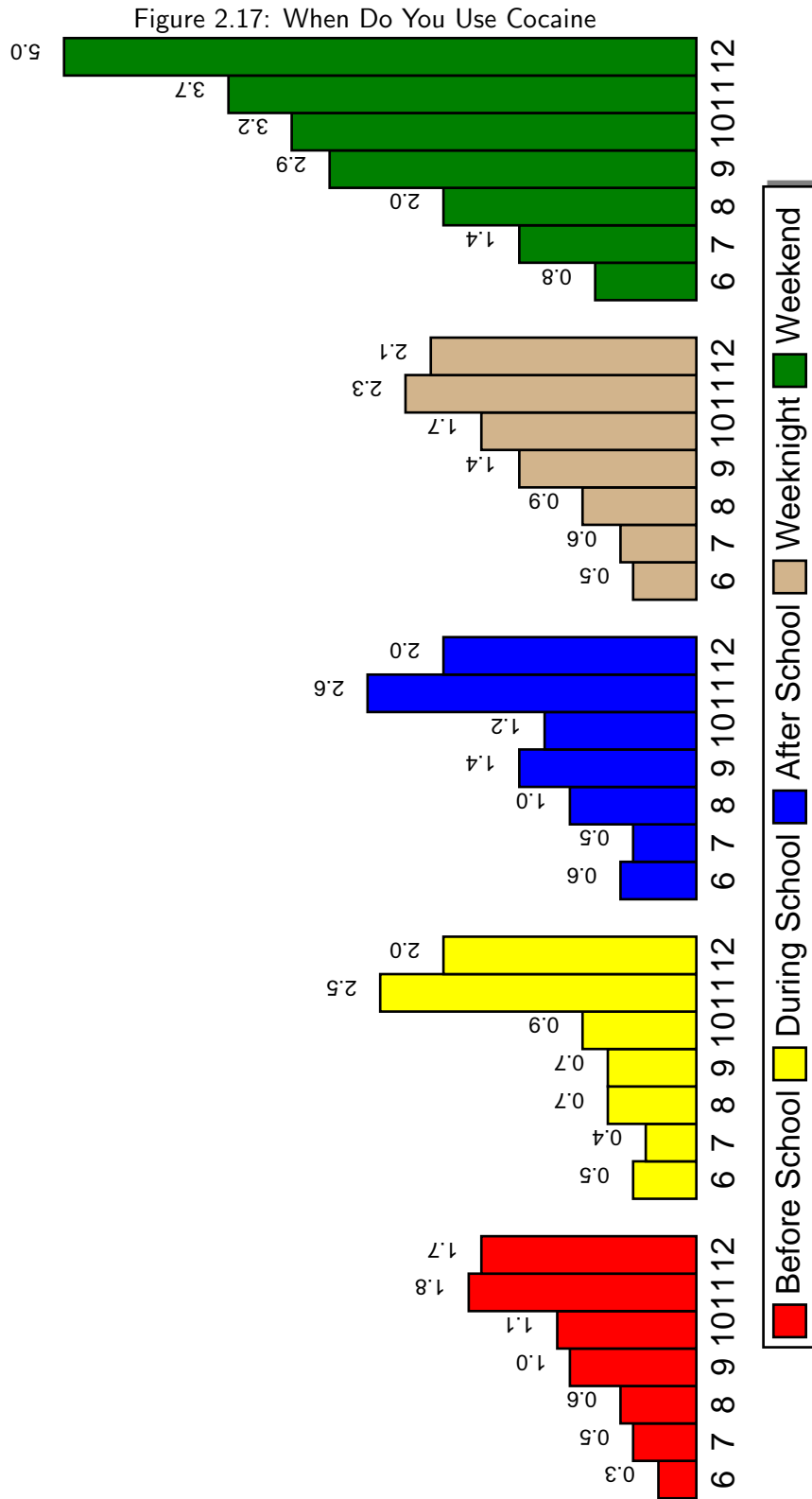


Source: PRIDE Surveys

When Do You Use Marijuana



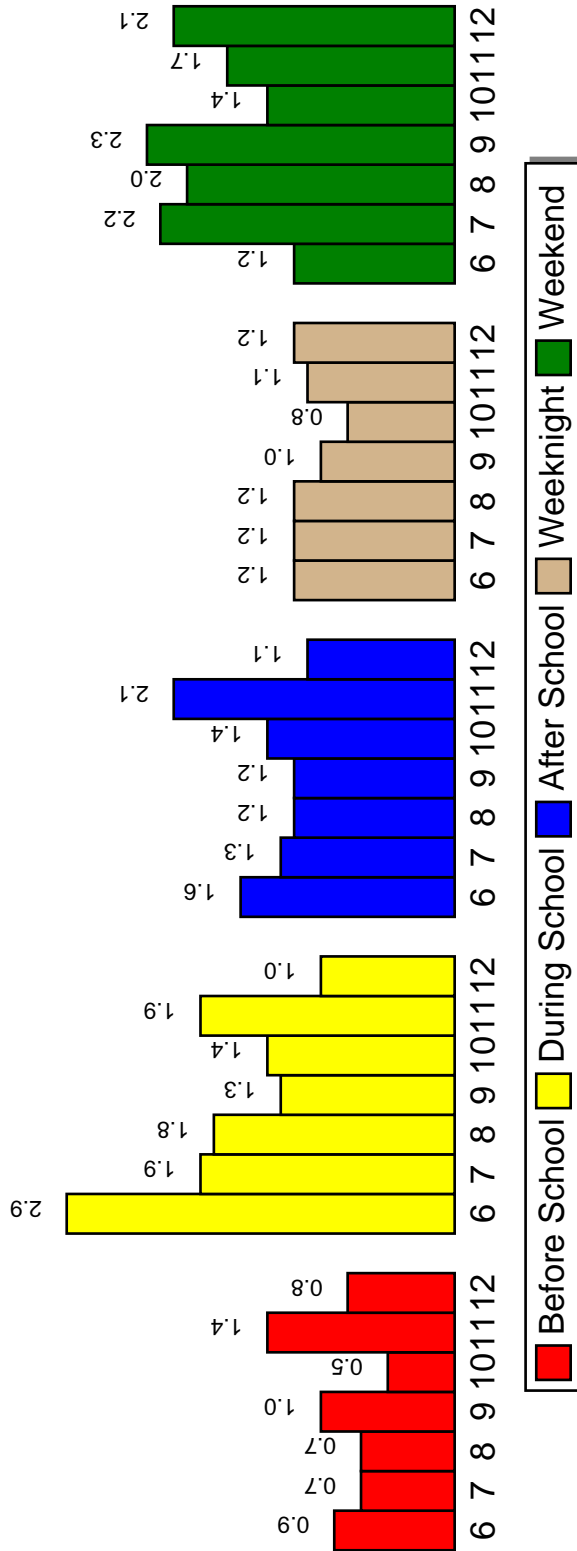
When Do You Use Cocaine



Source: PRIDE Surveys

When Do You Use Inhalants

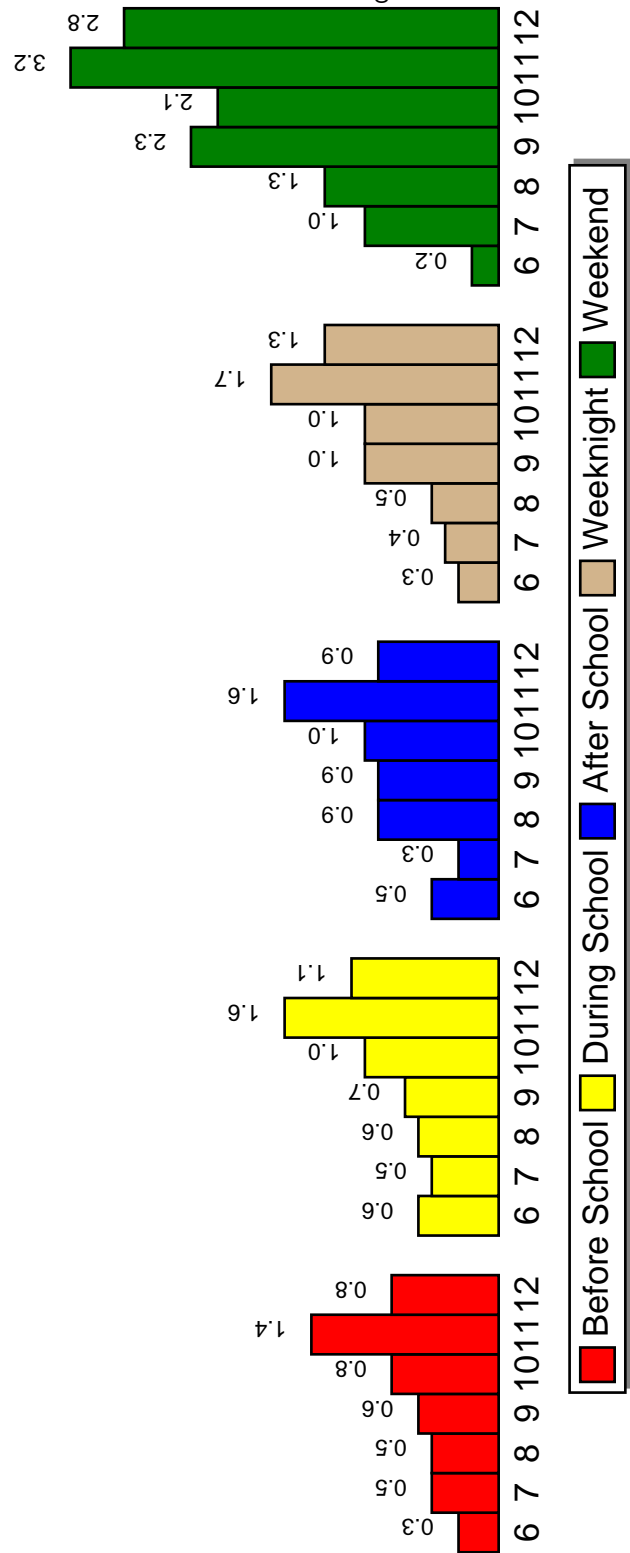
Figure 2.18: When Do You Use Inhalants



Source: PRIDE Surveys

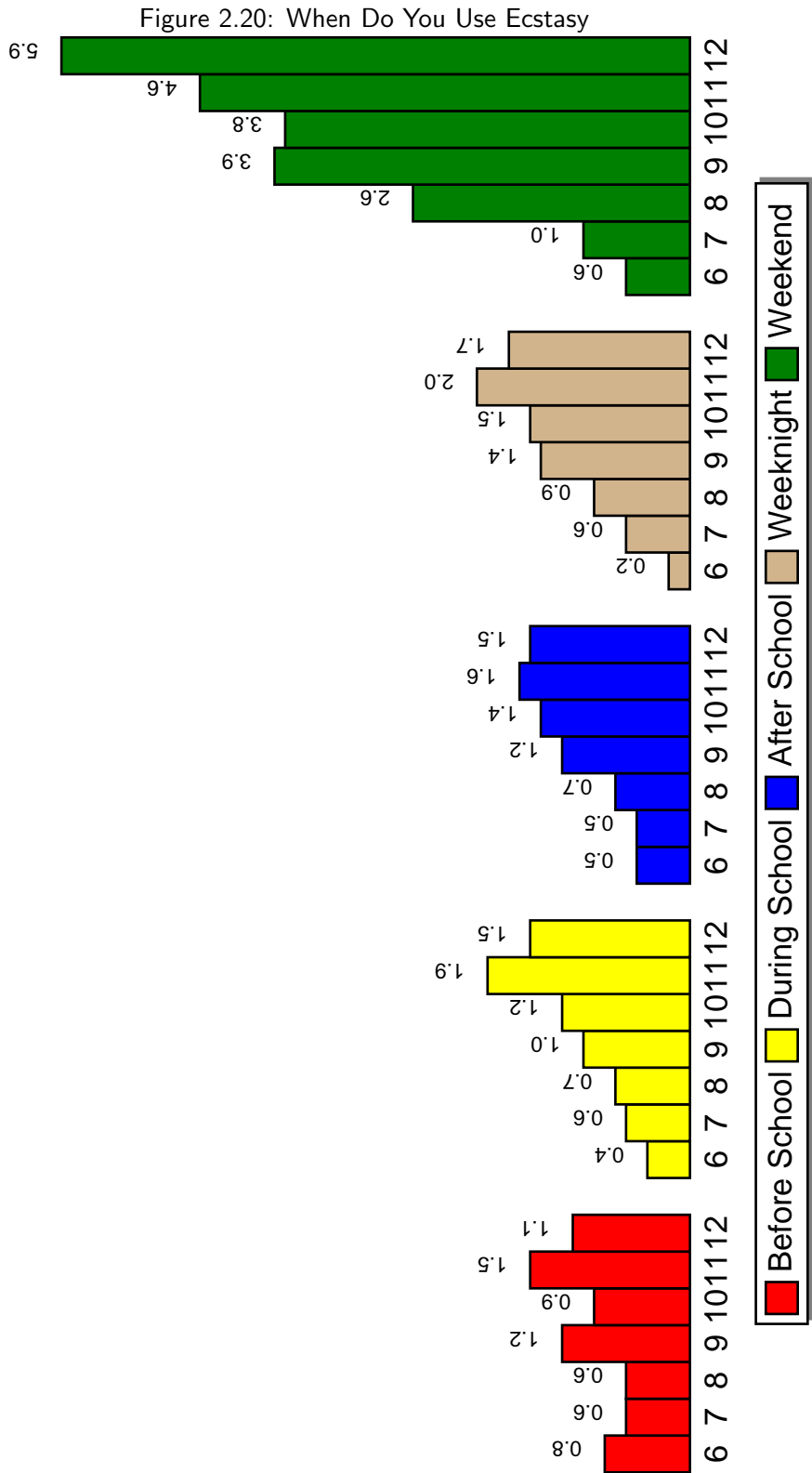
When Do You Use Hallucinogens

Figure 2.19: When Do You Use Hallucinogens



Source: PRIDE Surveys

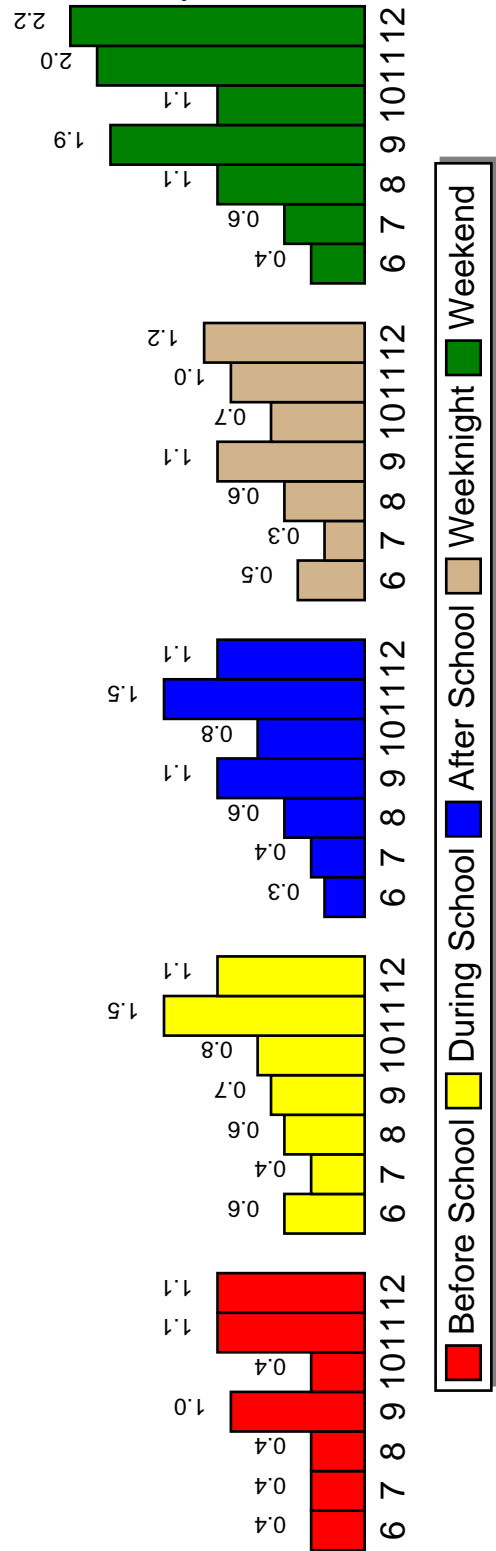
When Do You Use Ecstasy



Source: PRIDE Surveys

When Do You Use OxyContin

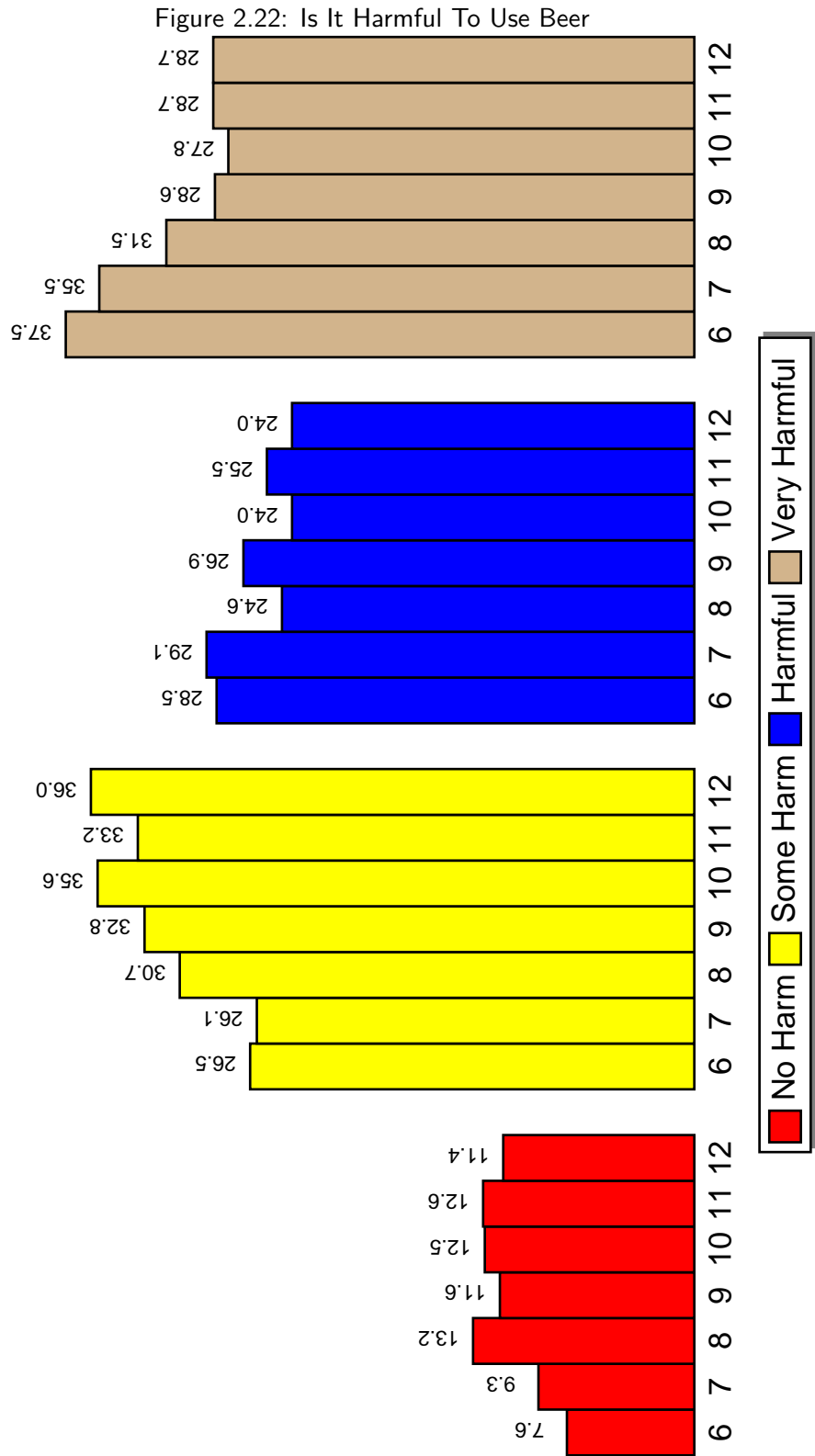
Figure 2.21: When Do You Use OxyContin



Source: PRIDE Surveys

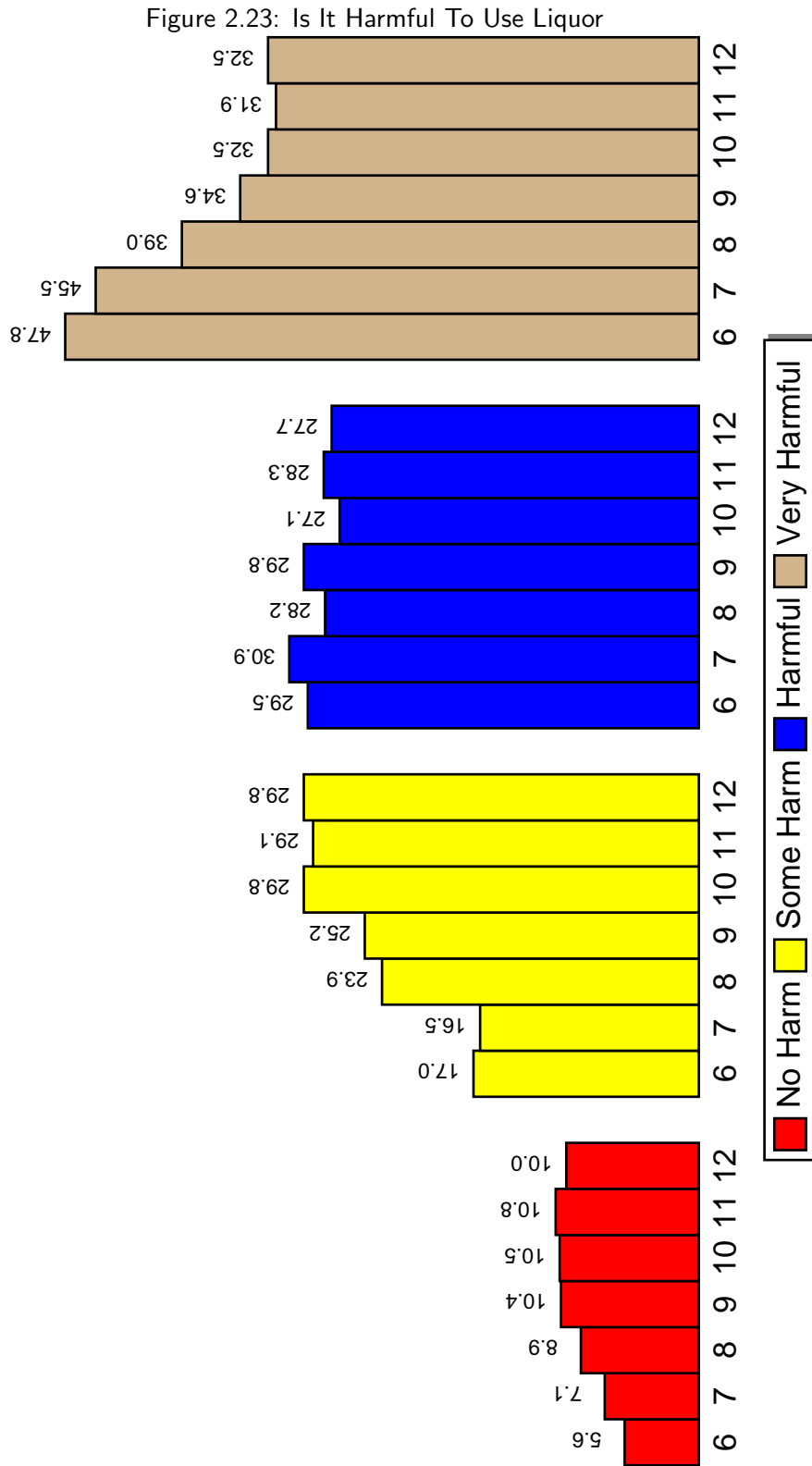
2.4 Harmfulness to Health

Is It Harmful To Use Beer



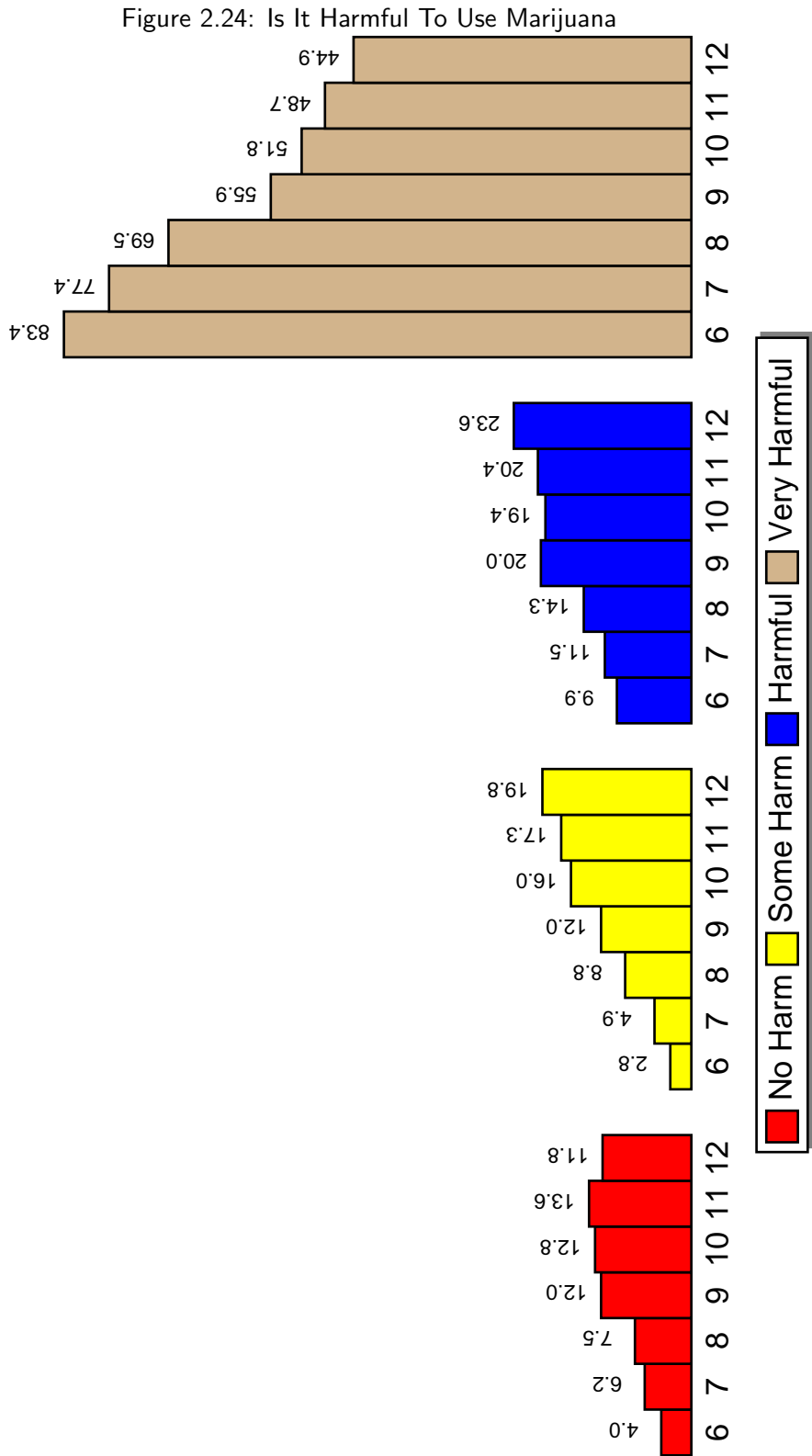
Source: PRIDE Surveys

Is It Harmful To Use Liquor

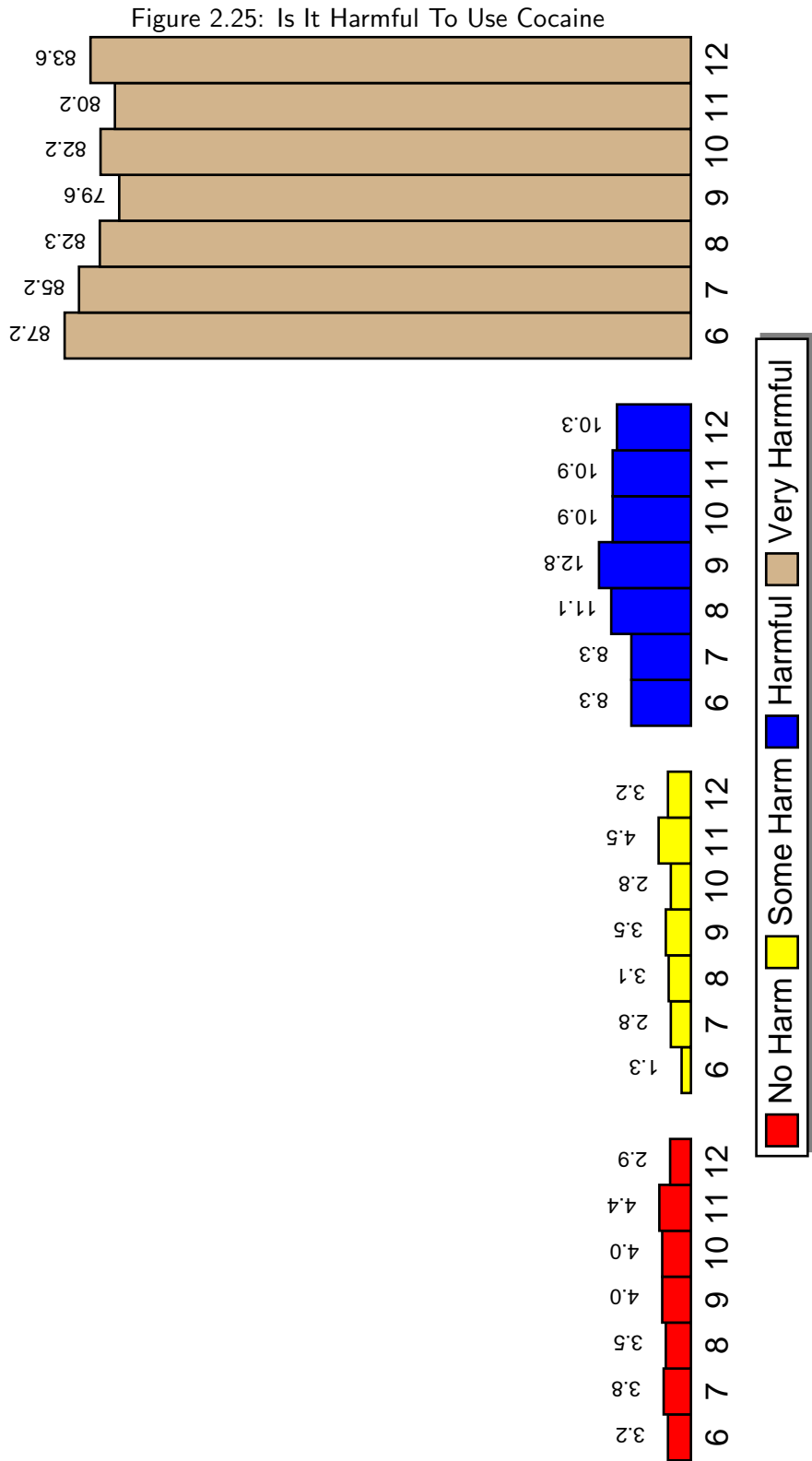


Source: PRIDE Surveys

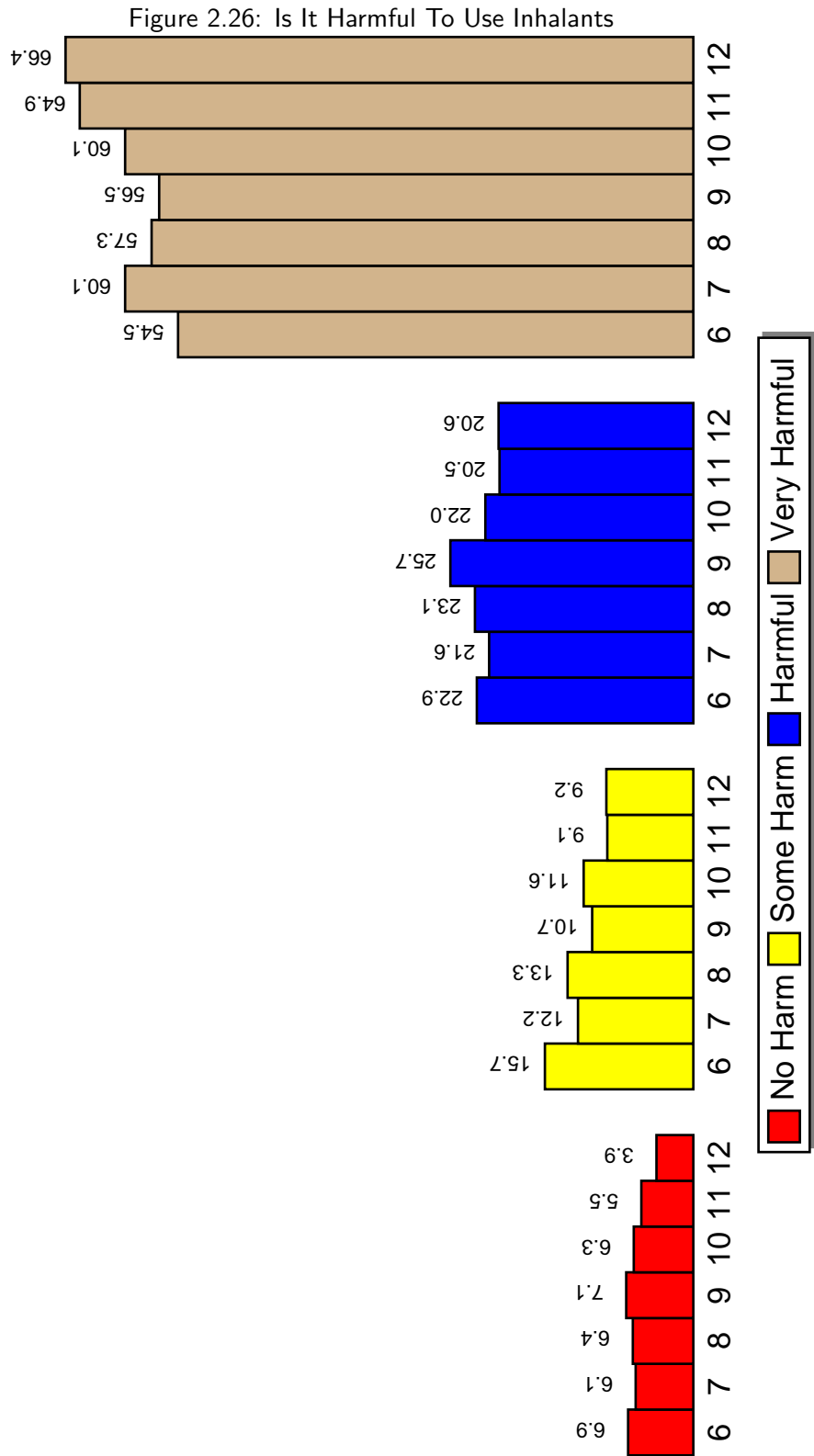
Is It Harmful To Use Marijuana



Is It Harmful To Use Cocaine

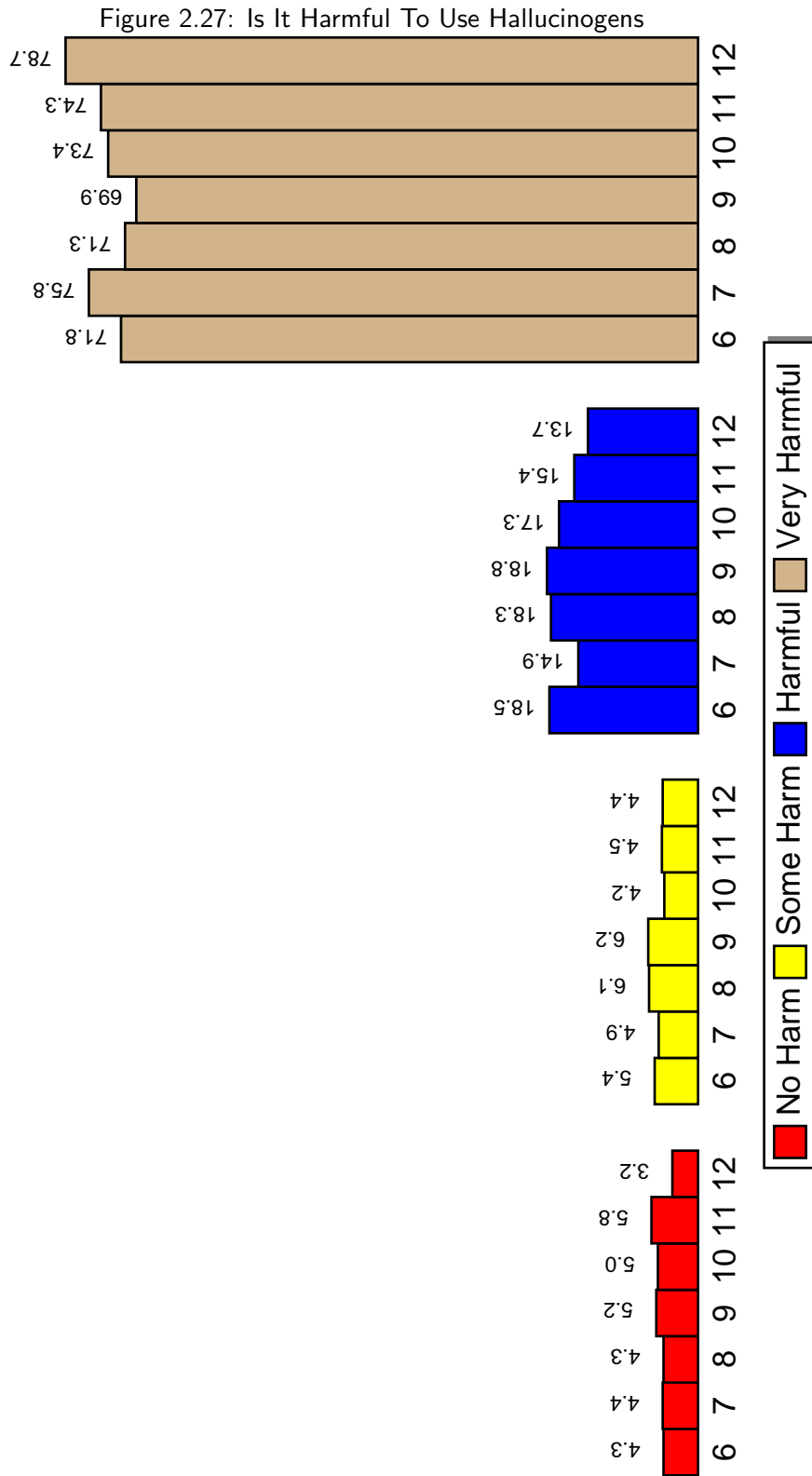


Is It Harmful To Use Inhalants



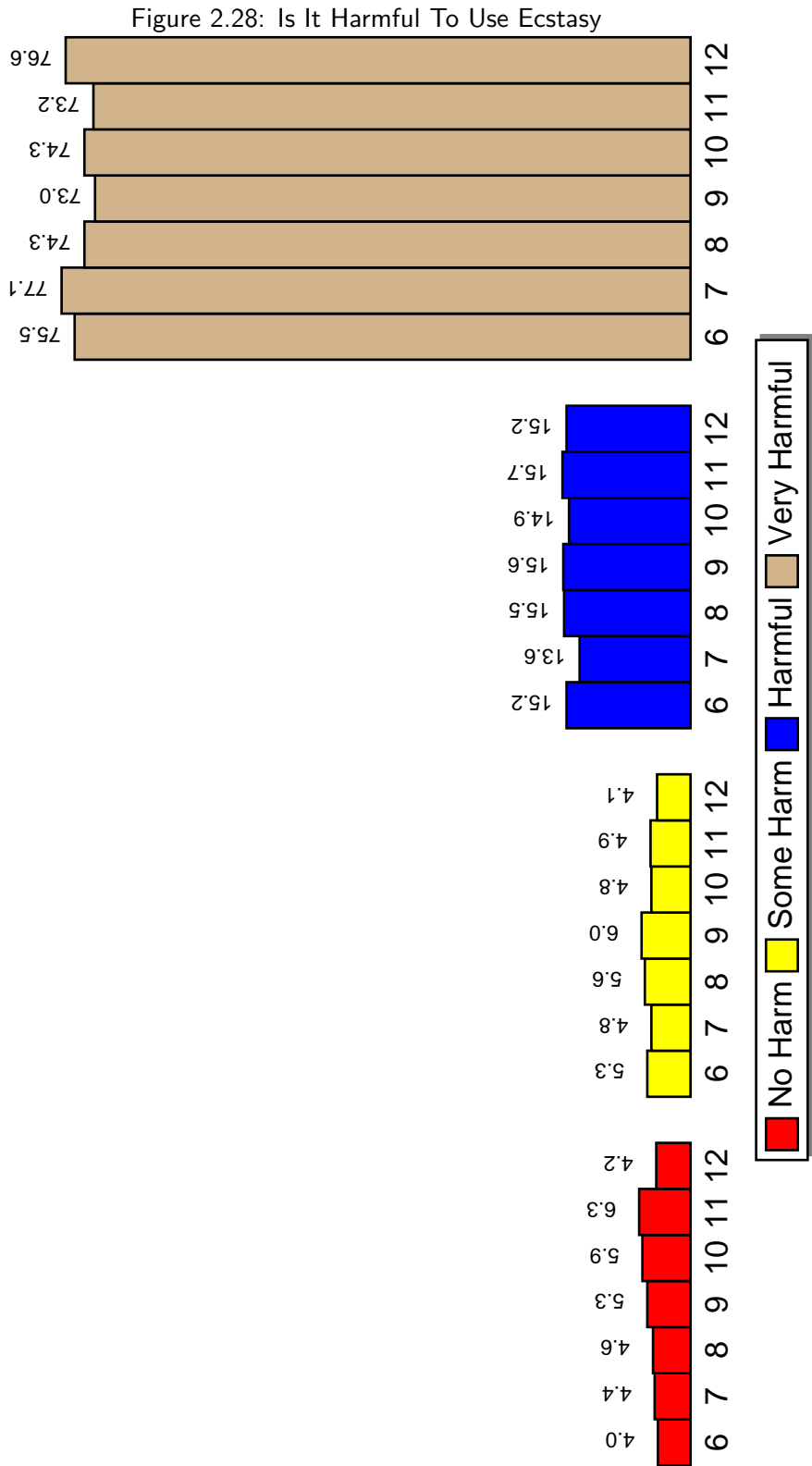
Source: PRIDE Surveys

Is It Harmful To Use Hallucinogens



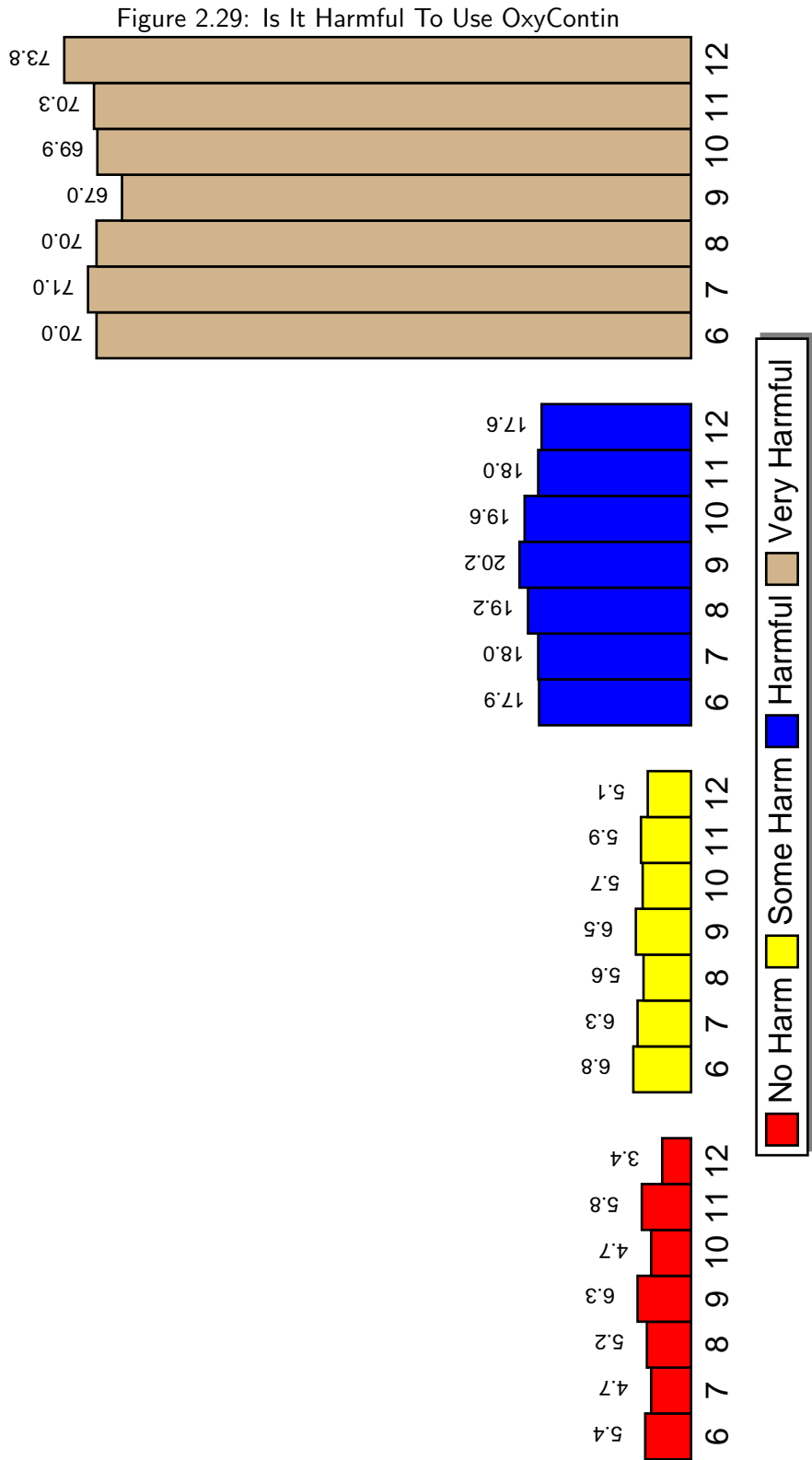
Source: PRIDE Surveys

Is It Harmful To Use Ecstasy



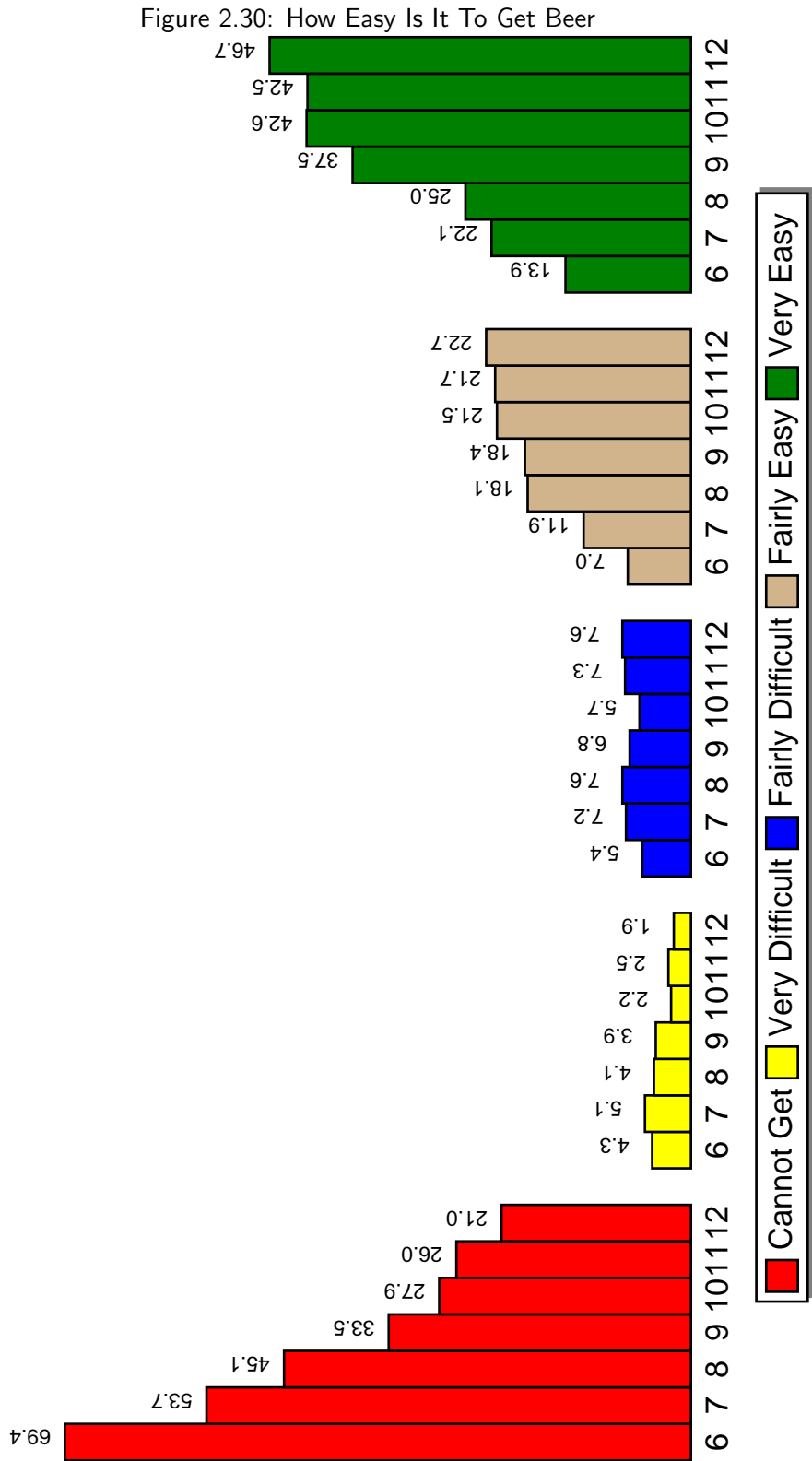
Source: PRIDE Surveys

Is It Harmful To Use OxyContin



2.5 Availability

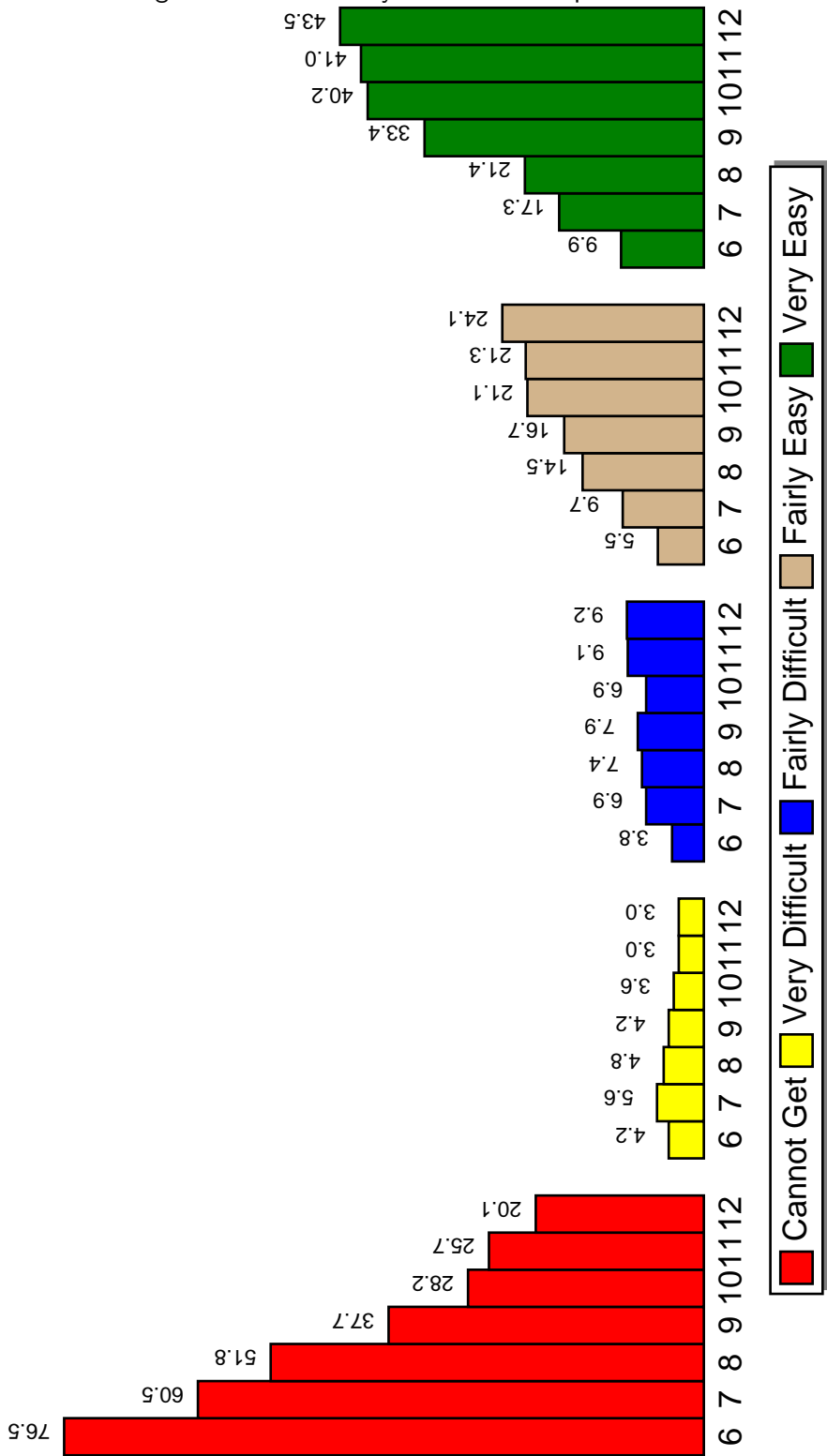
How Easy Is It To Get Beer



Source: PRIDE Surveys

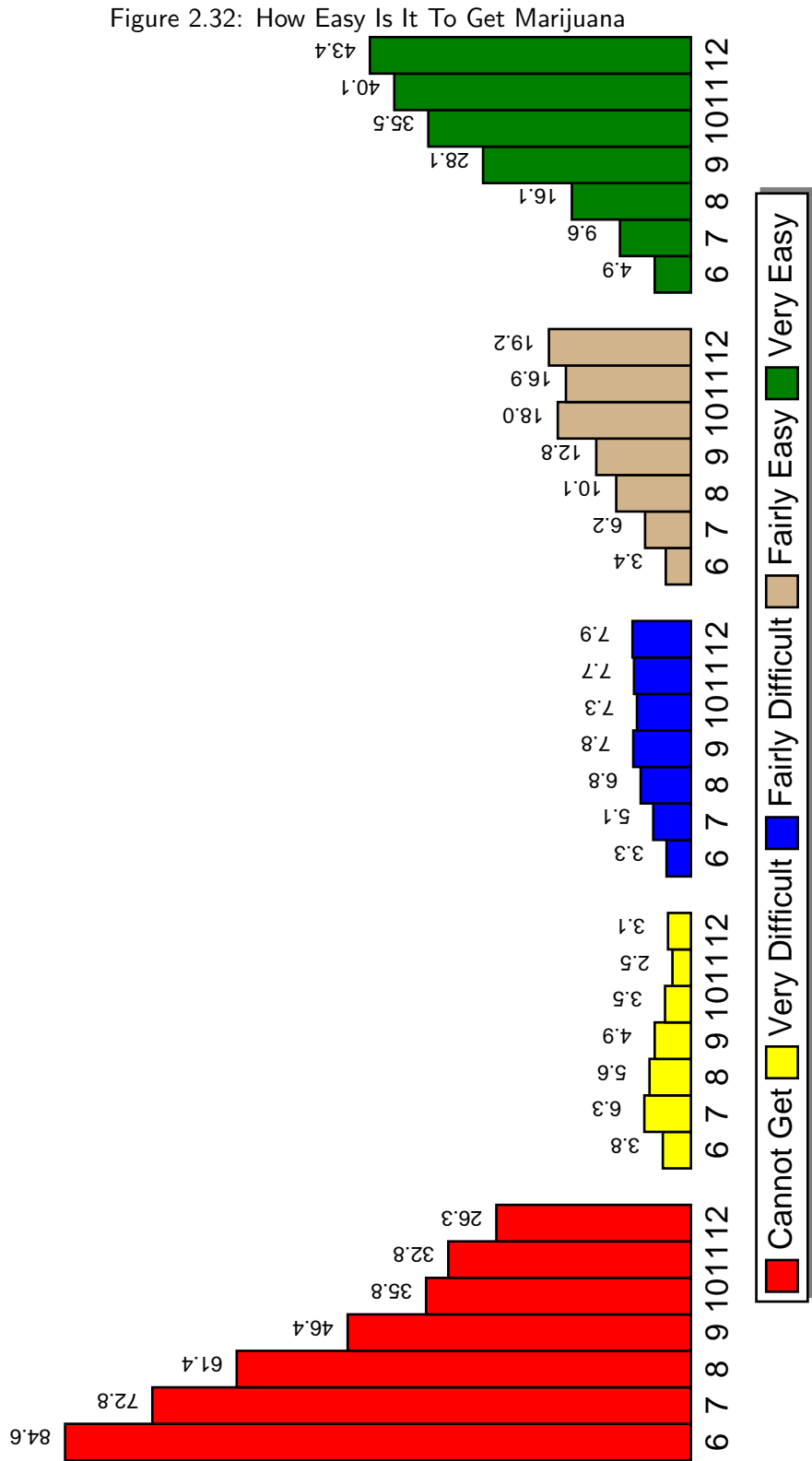
How Easy Is It To Get Liquor

Figure 2.31: How Easy Is It To Get Liquor



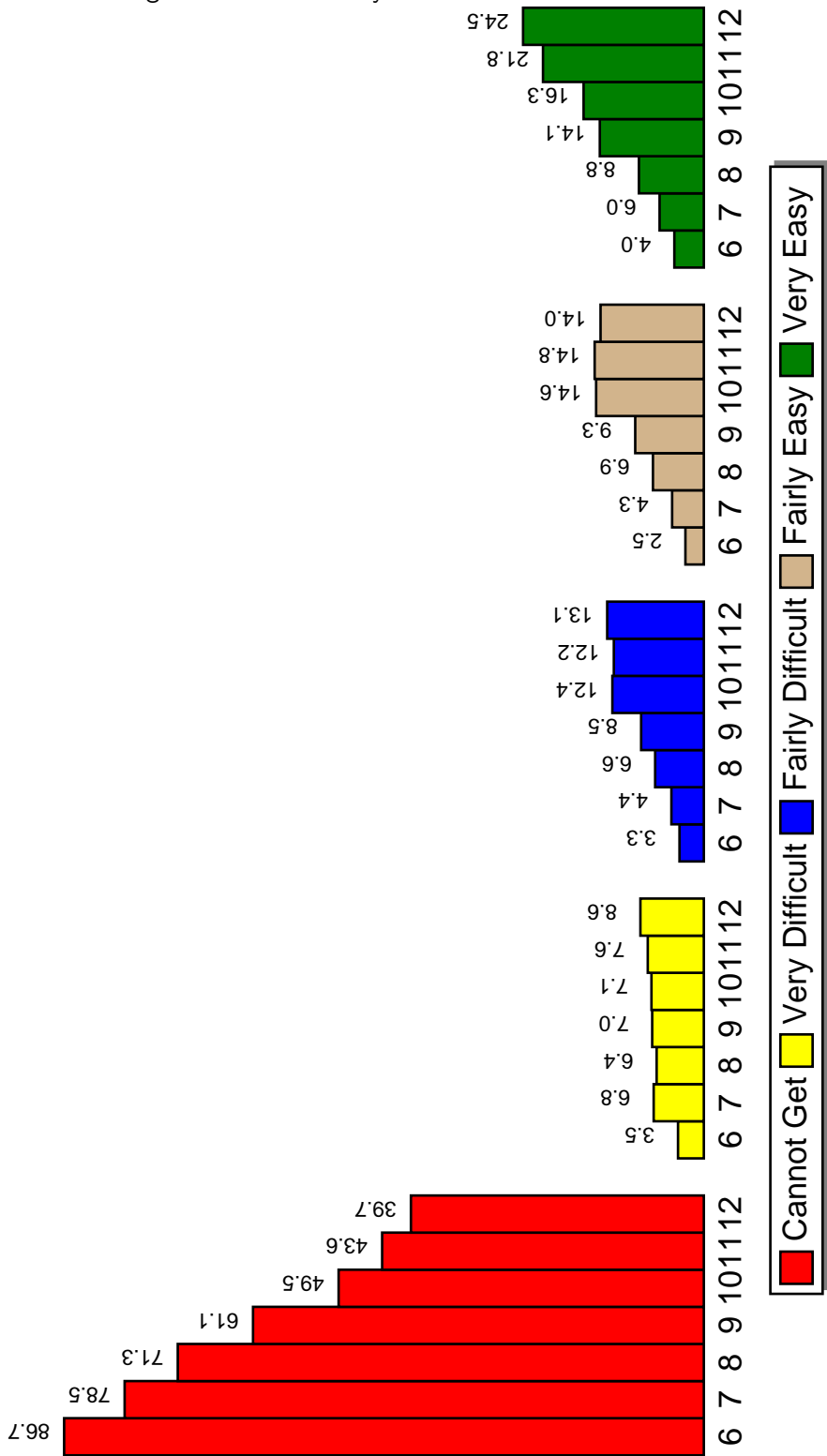
Source: PRIDE Surveys

How Easy Is It To Get Marijuana



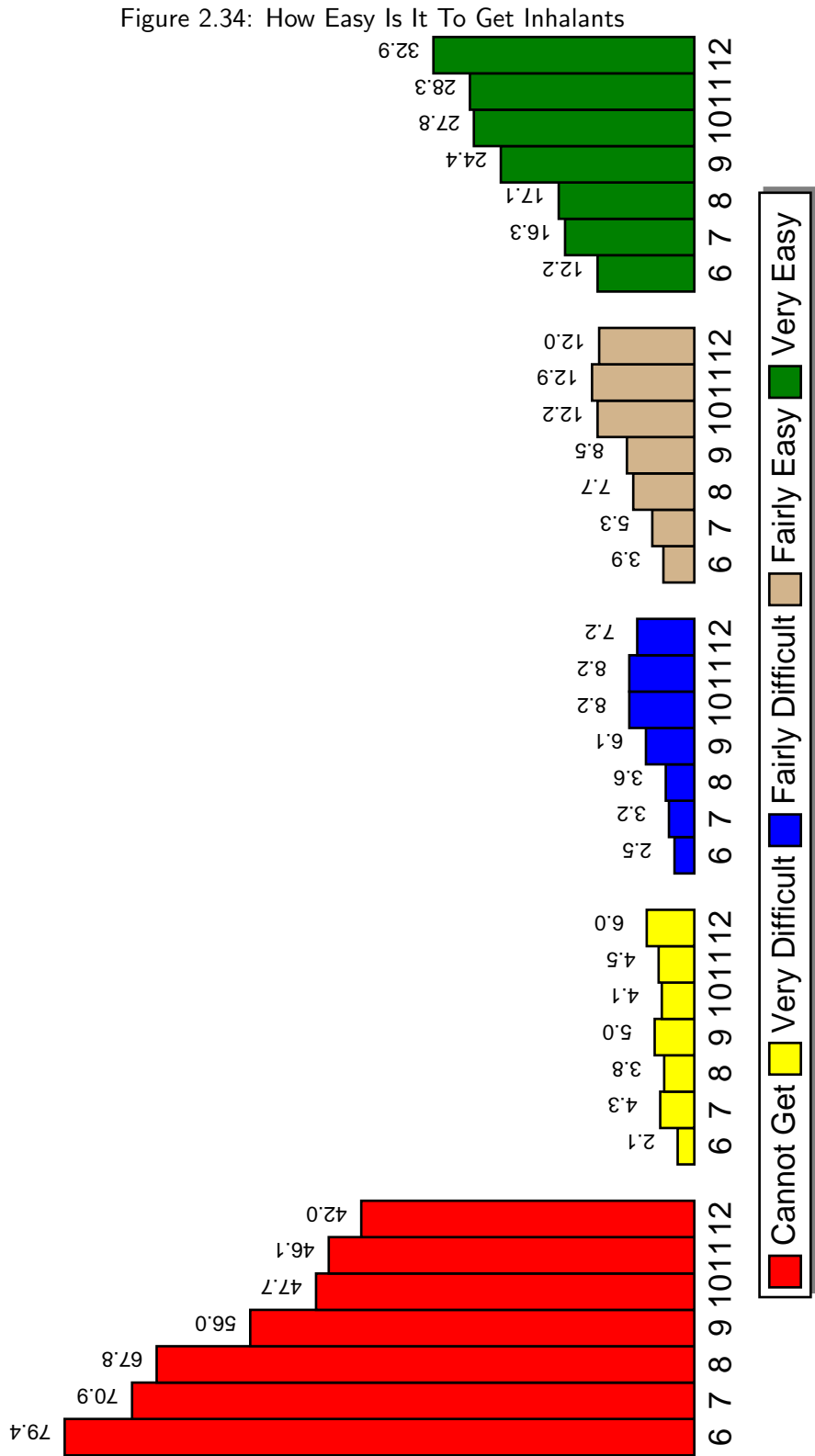
How Easy Is It To Get Cocaine

Figure 2.33: How Easy Is It To Get Cocaine

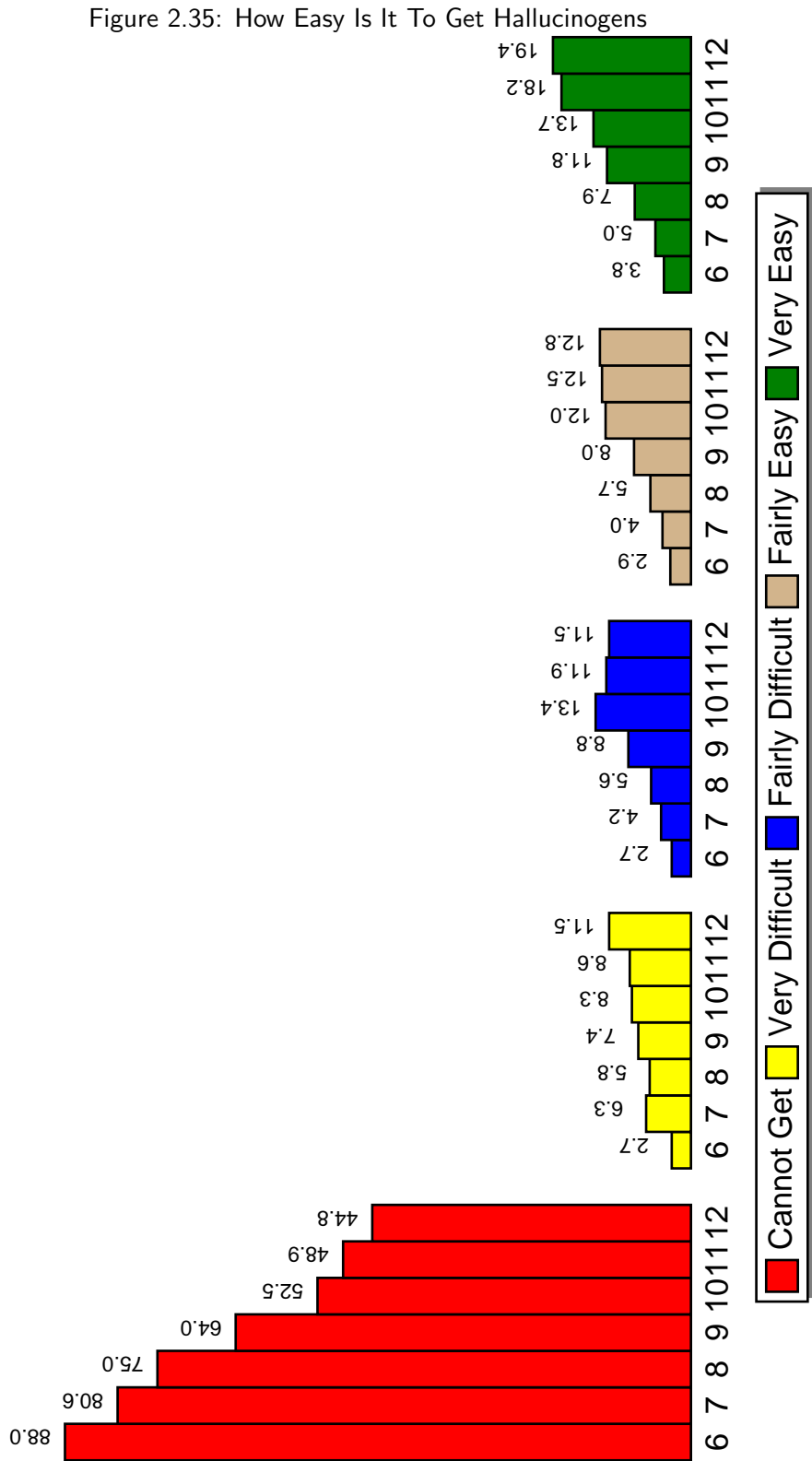


Source: PRIDE Surveys

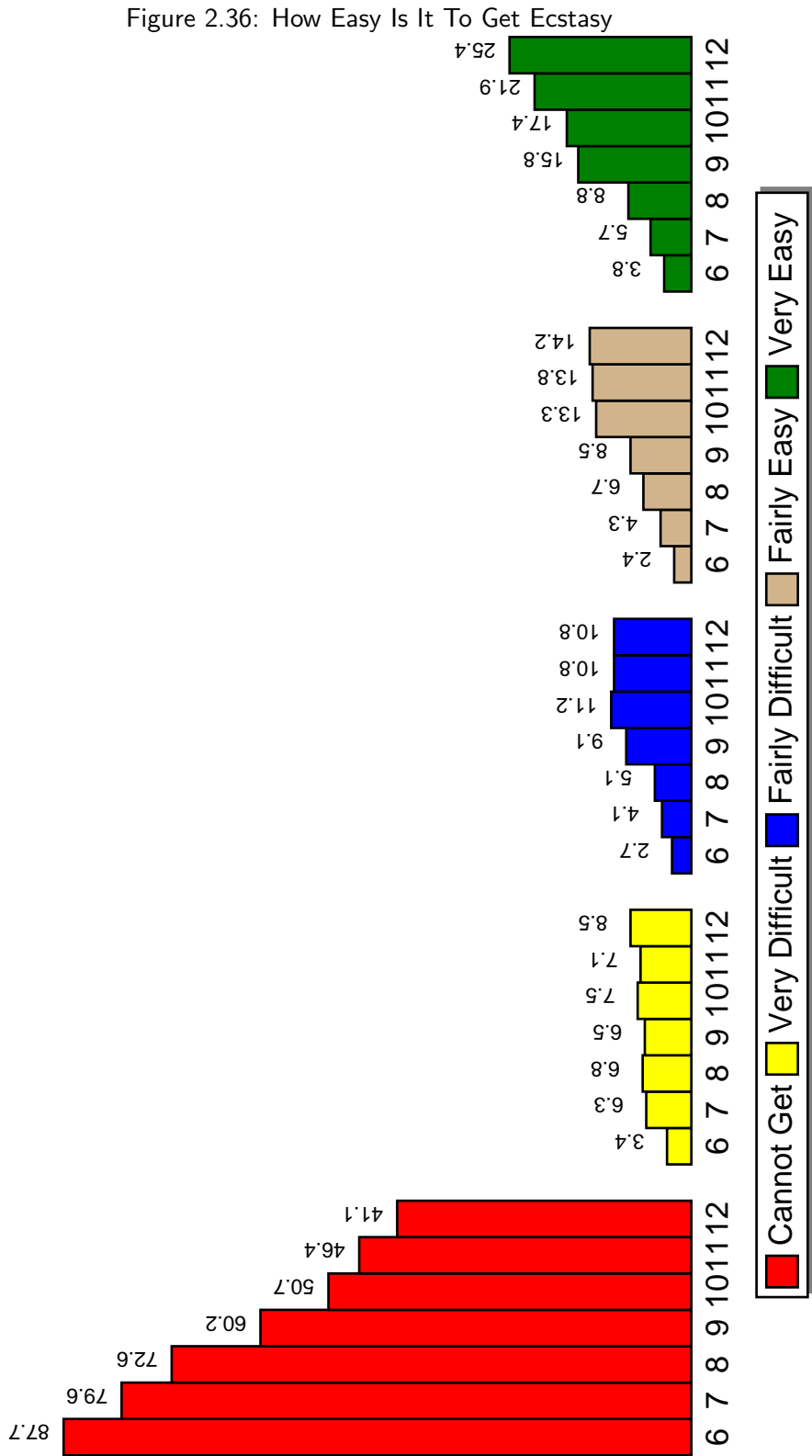
How Easy Is It To Get Inhalants



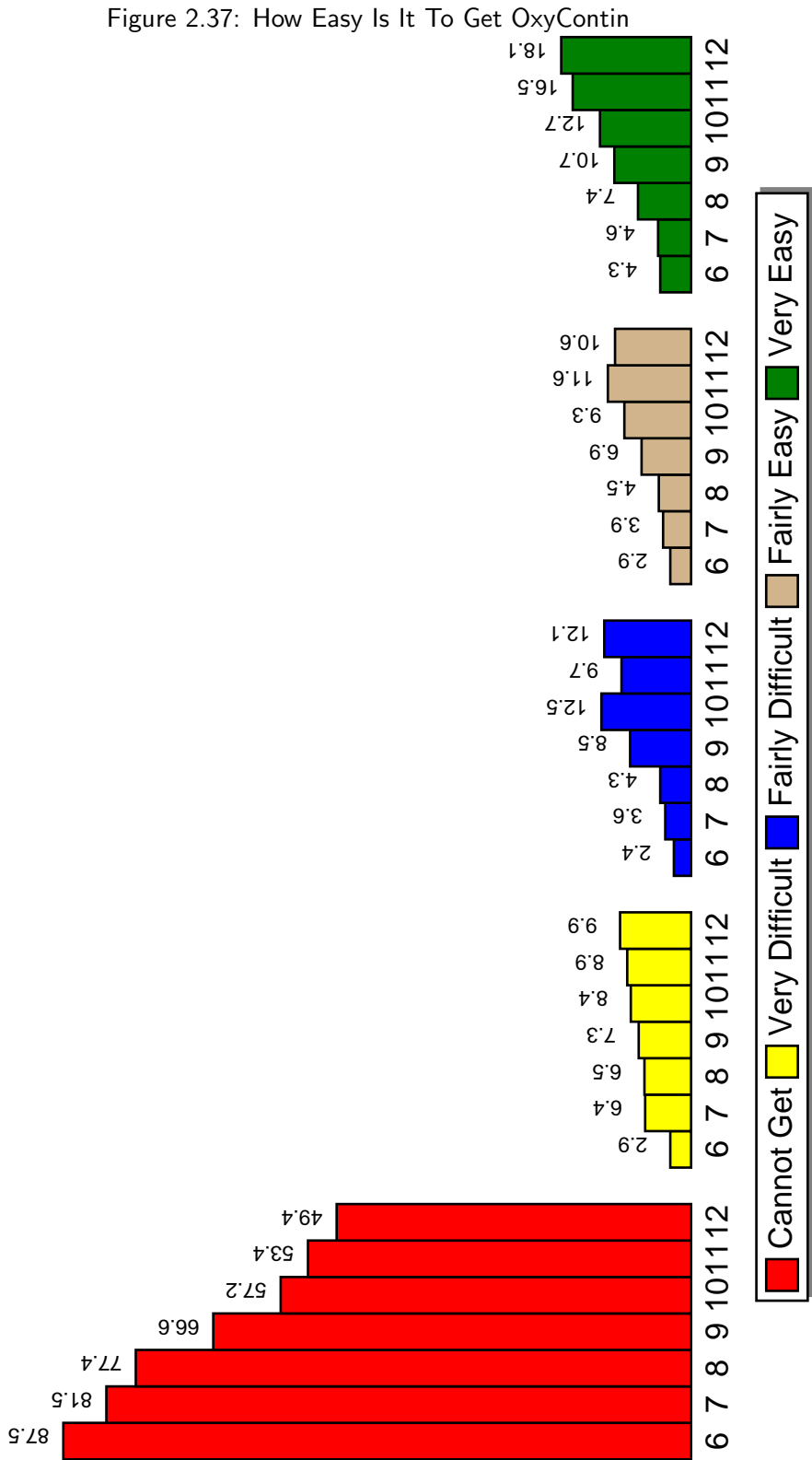
How Easy Is It To Get Hallucinogens



How Easy Is It To Get Ecstasy



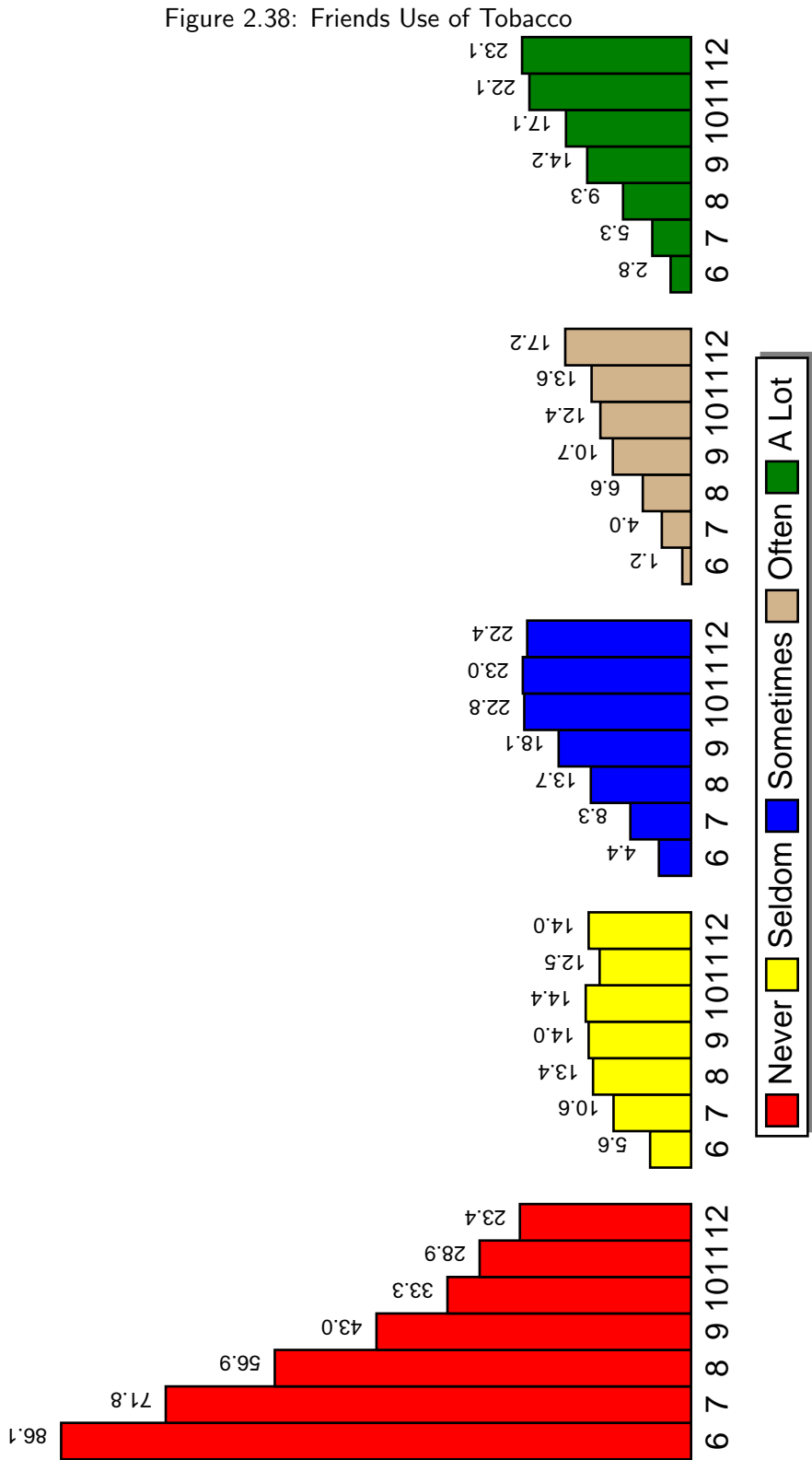
How Easy Is It To Get OxyContin



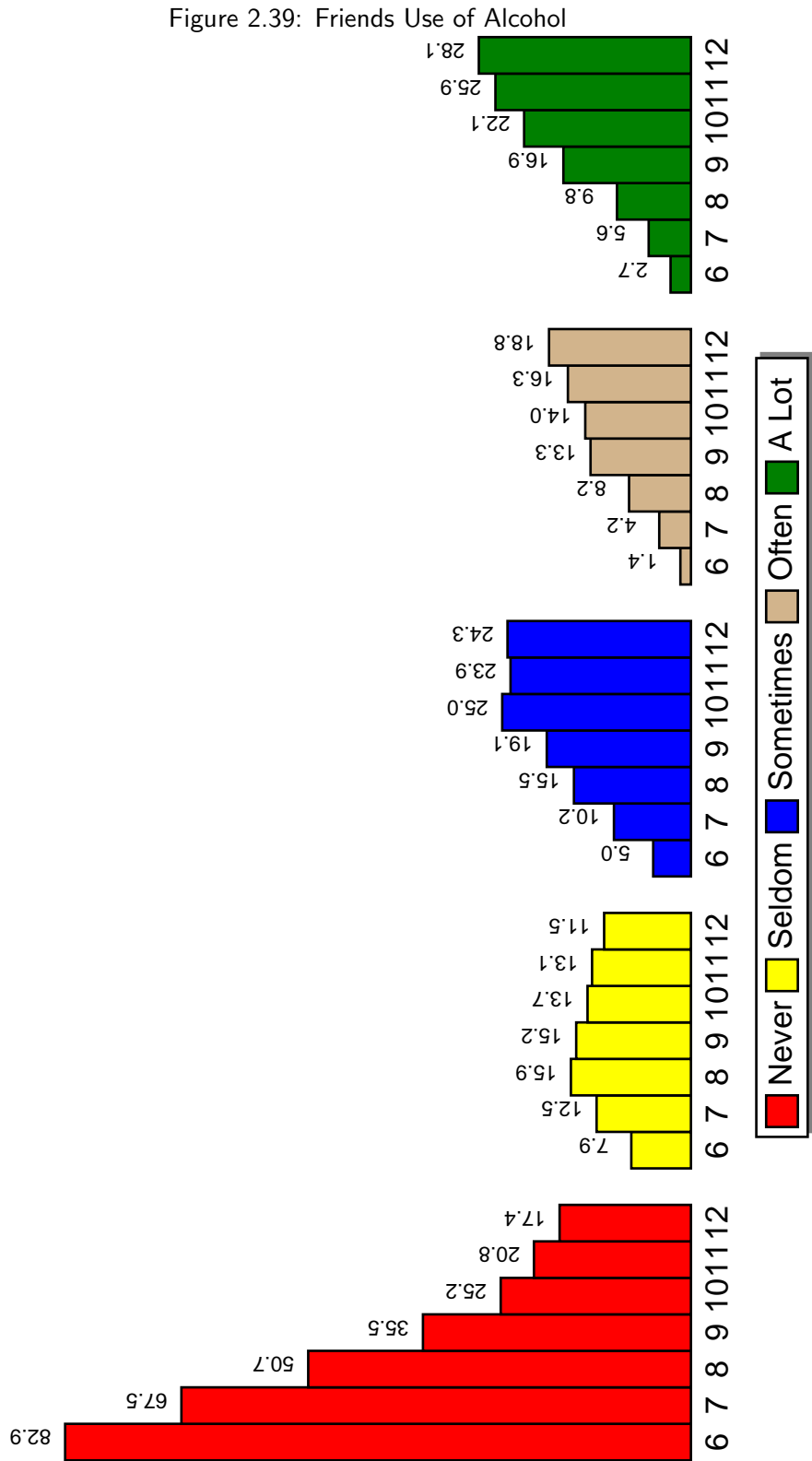
Source: PRIDE Surveys

2.6 Friends Use

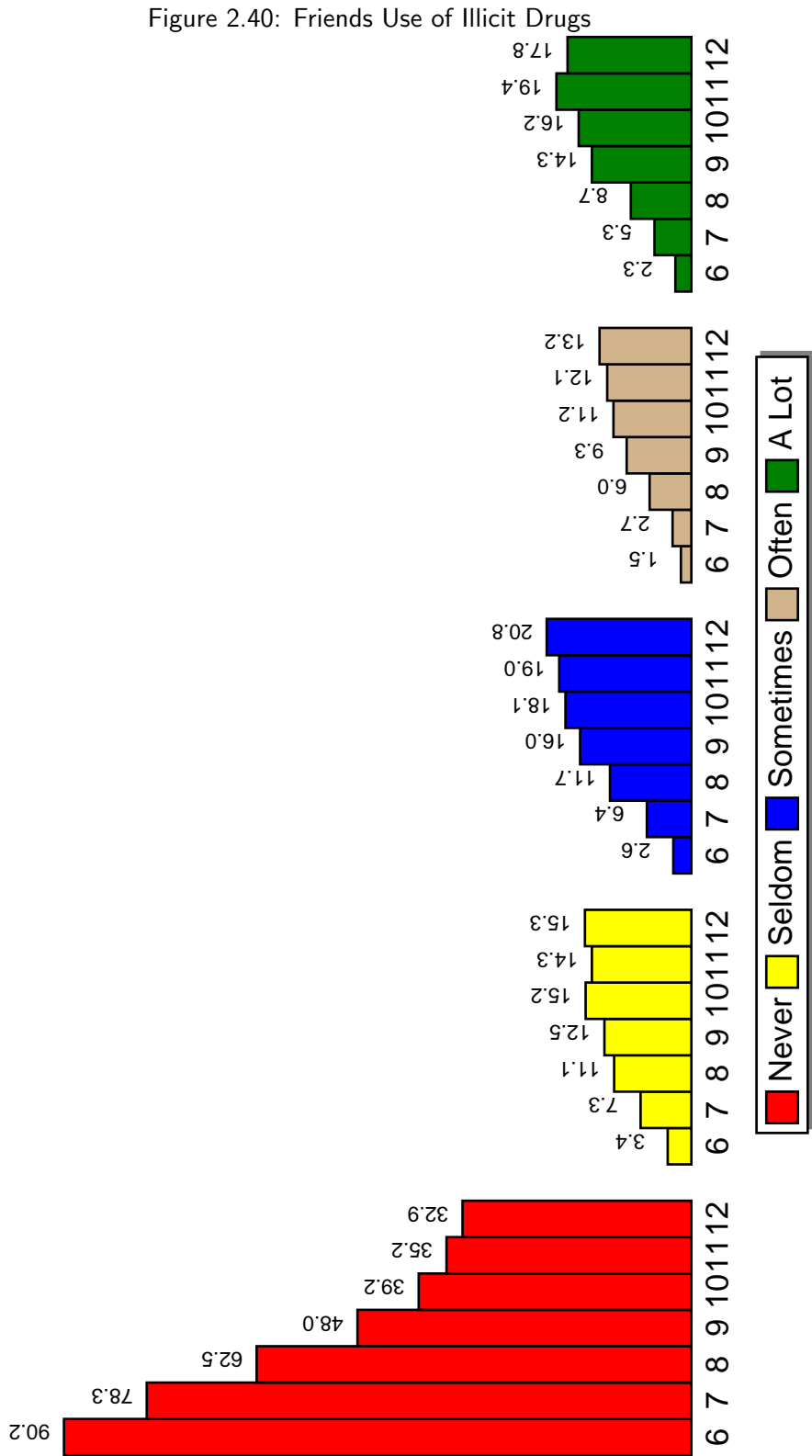
Friends Use of Tobacco



Friends Use of Alcohol



Friends Use of Illicit Drugs



Source: PRIDE Surveys

Chapter 3

Advanced Graphics

The following graphs will assist you in understanding the relationship of student behavior to alcohol and other drug usage. You are encouraged to make presentations to school faculty, parents, media, and other audiences in the community.

The graphs on effect of use present data on how intoxicated students become when they use particular drugs. These figures are calculated by looking at the question *What Effect Do You Most Often Get When You ...*. The percentage is calculated as follows; Of those students who reported some use (i.e. all students whose response to the question was other than *Do Not Use*), the percentage of students who responded either *Very High* or *Bombed*. Typically, even though use of most illicit drugs may not seem very high, when they are used by students a high percentage of those students become very intoxicated. This would indicate that there is very little *casual* use of illicit drugs. Students tend to take these drugs in order to become intoxicated.

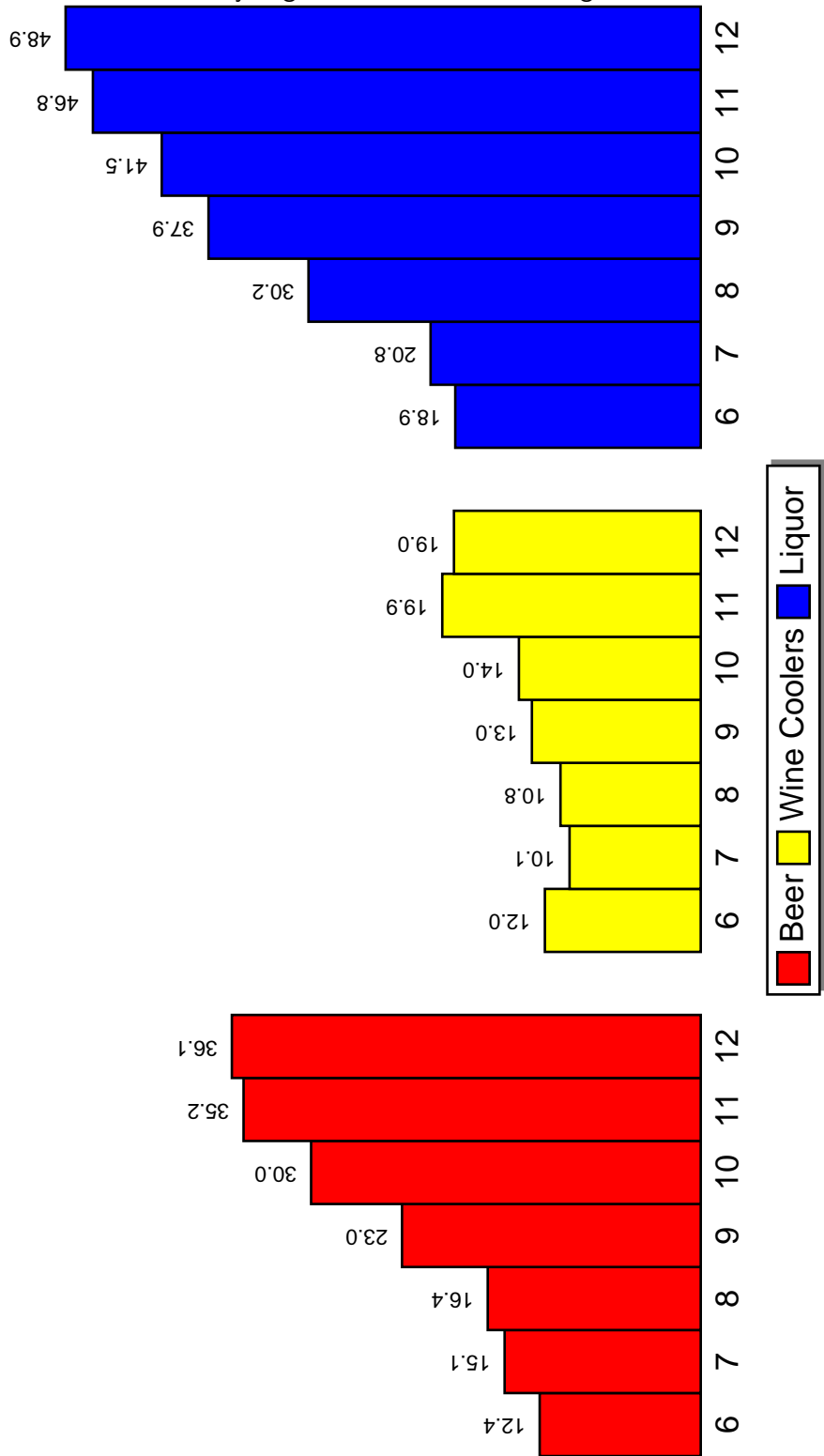
The graphs on frequency of use by sex present data on gateway and illicit drug use broken down by male and female students.

The graphs on illicit drug use by risk & protective factors show for each category of a risk or protective factor question the percentage of students who report using illicit drugs. For example, on the question of taking part in school activities, if the bar labeled NEVER was 40%, this means that of those students who responded NEVER to the question 40% reported using an illicit drug.

3.1 Effect of Use By Students Who Use Drugs

Figure 3.1: % Students Who Get Very High or Bomed When Using Beer, Wine Coolers or Liquor

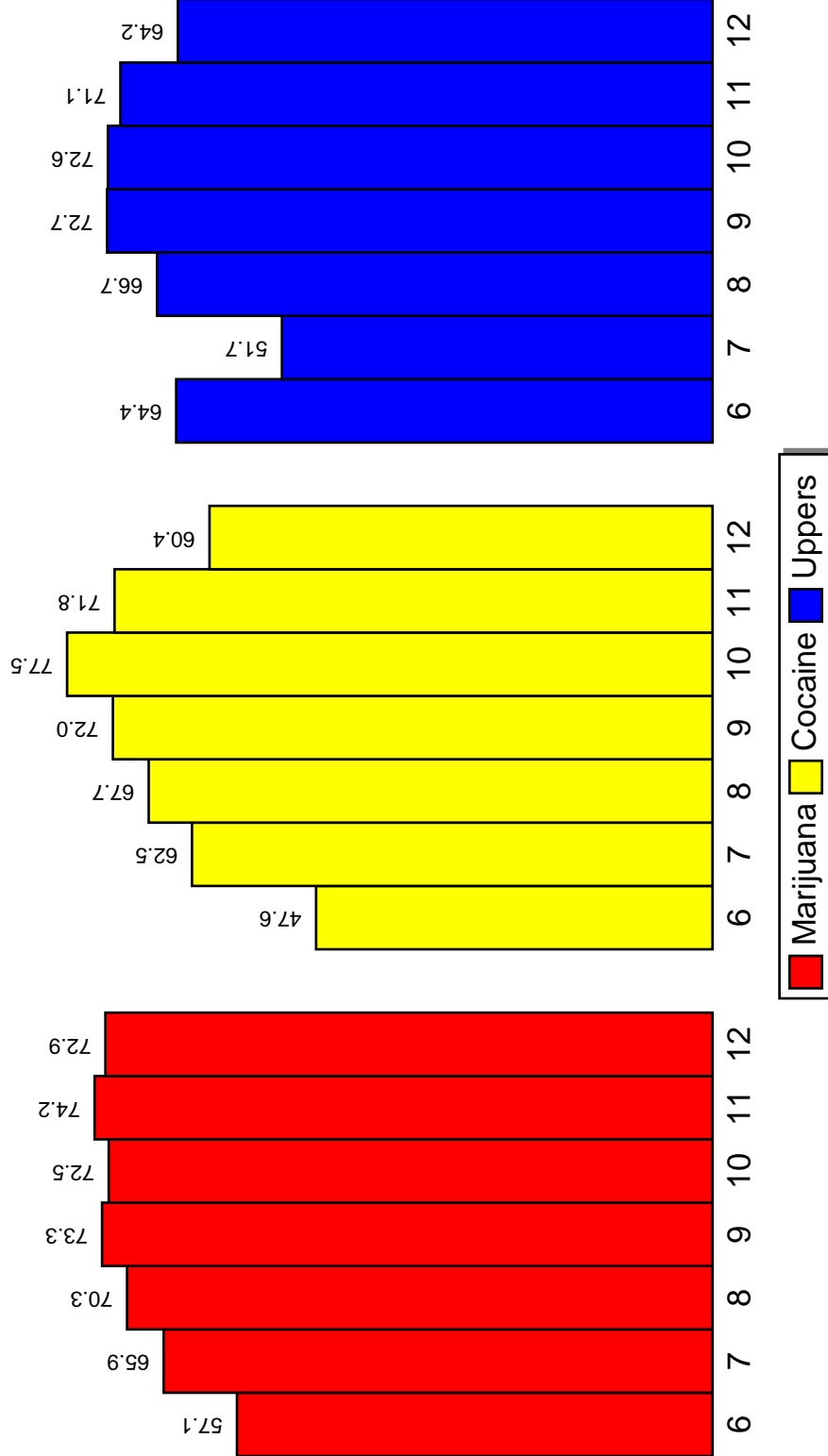
% Students Who Get Very High or Bomed When Using Beer, Wine Coolers or Liquor



Source: PRIDE Surveys

Figure 3.2: % Students Who Get Very High or Bomed When Using Marijuana, Cocaine or Uppers

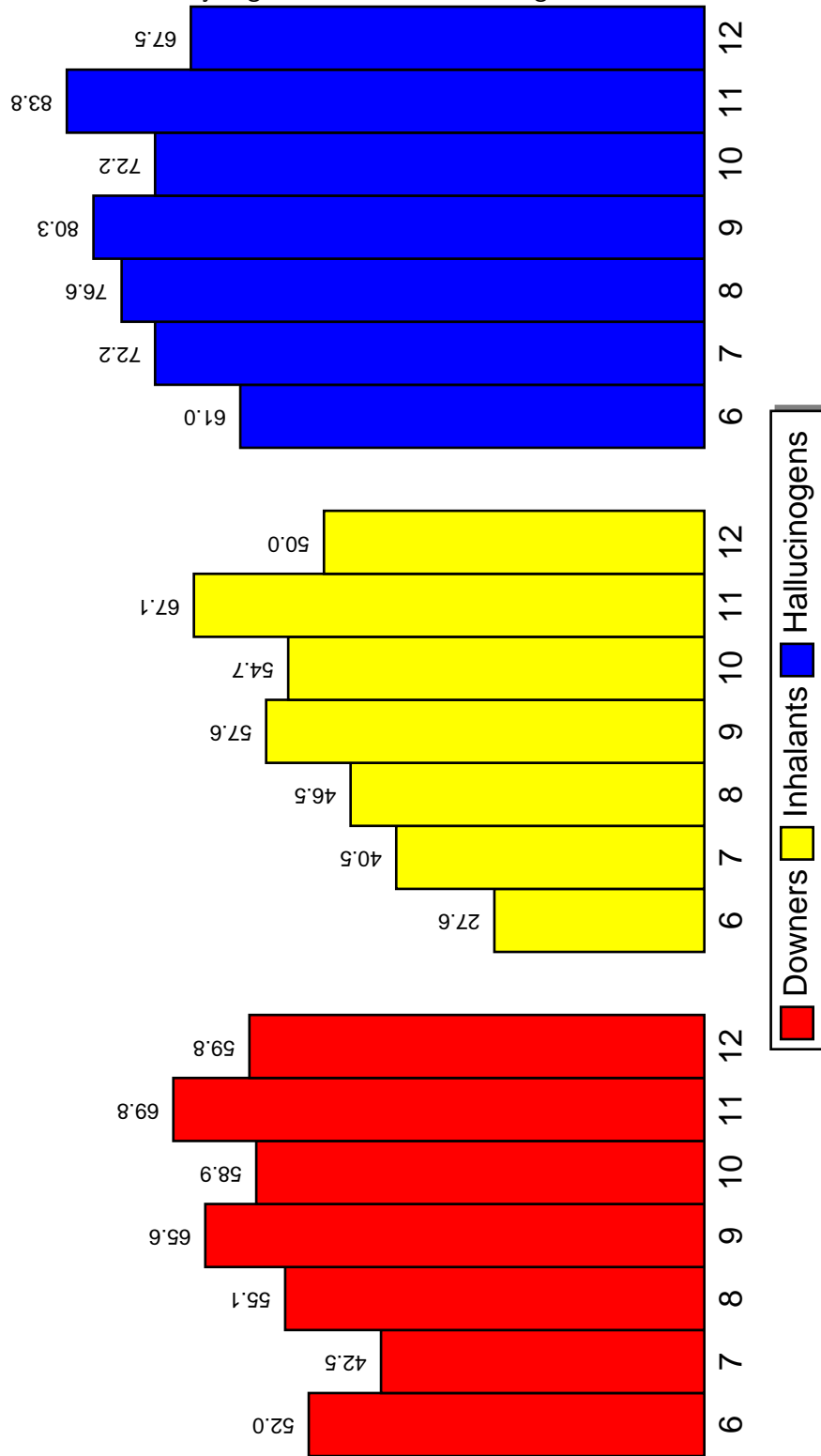
% Students Who Get Very High or Bombed When Using Marijuana, Cocaine or Uppers



Source: PRIDE Surveys

Figure 3.3: % Students Who Get Very High or Bomed When Using Downers, Inhalants or Hallucinogens

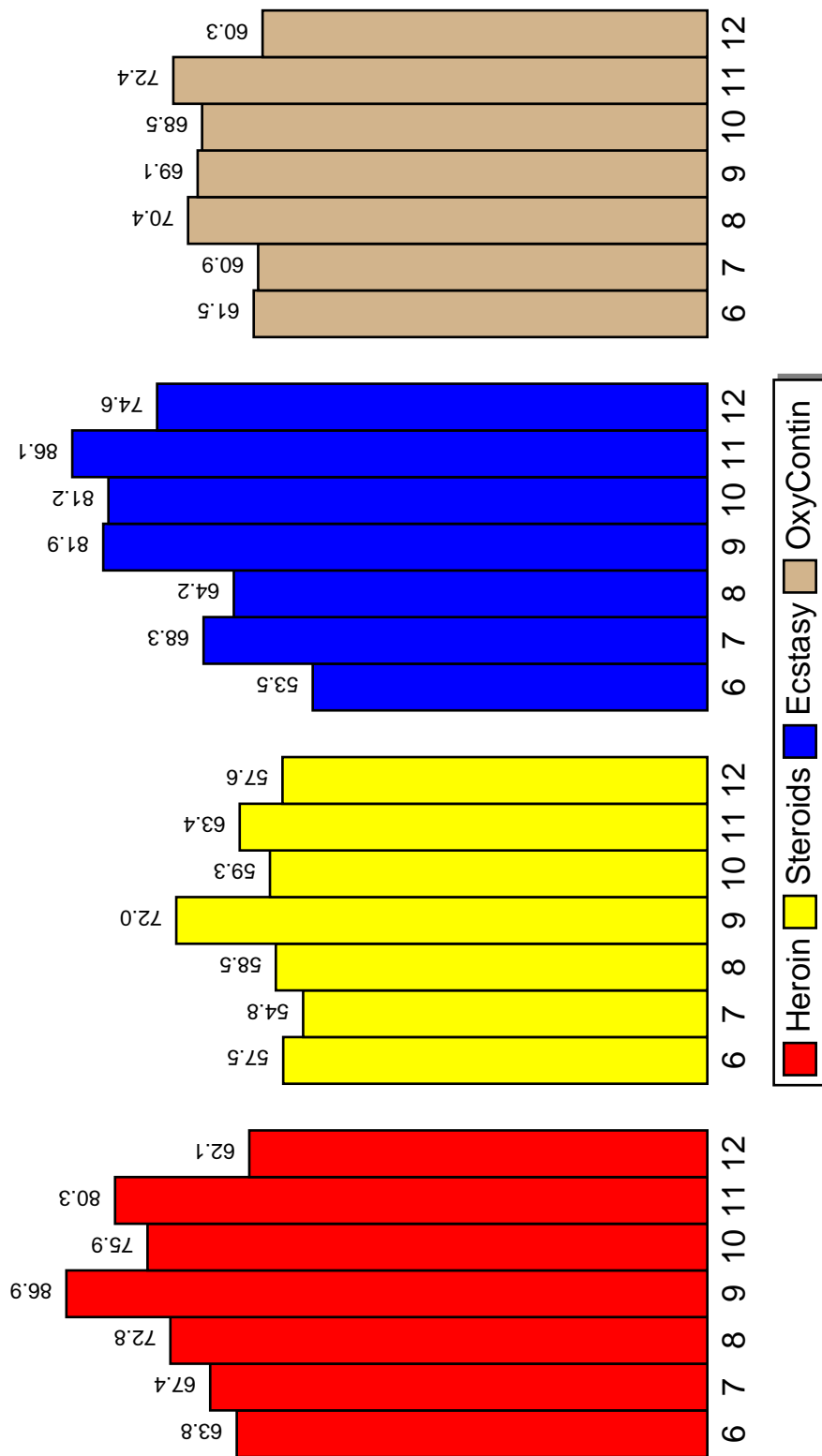
% Students Who Get Very High or Bomed When Using Downers, Inhalants or Hallucinogens



Source: PRIDE Surveys

Figure 3.4: % Students Who Get Very High or Bomed When Using Heroin, Steroids, Ecstasy or OxyContin

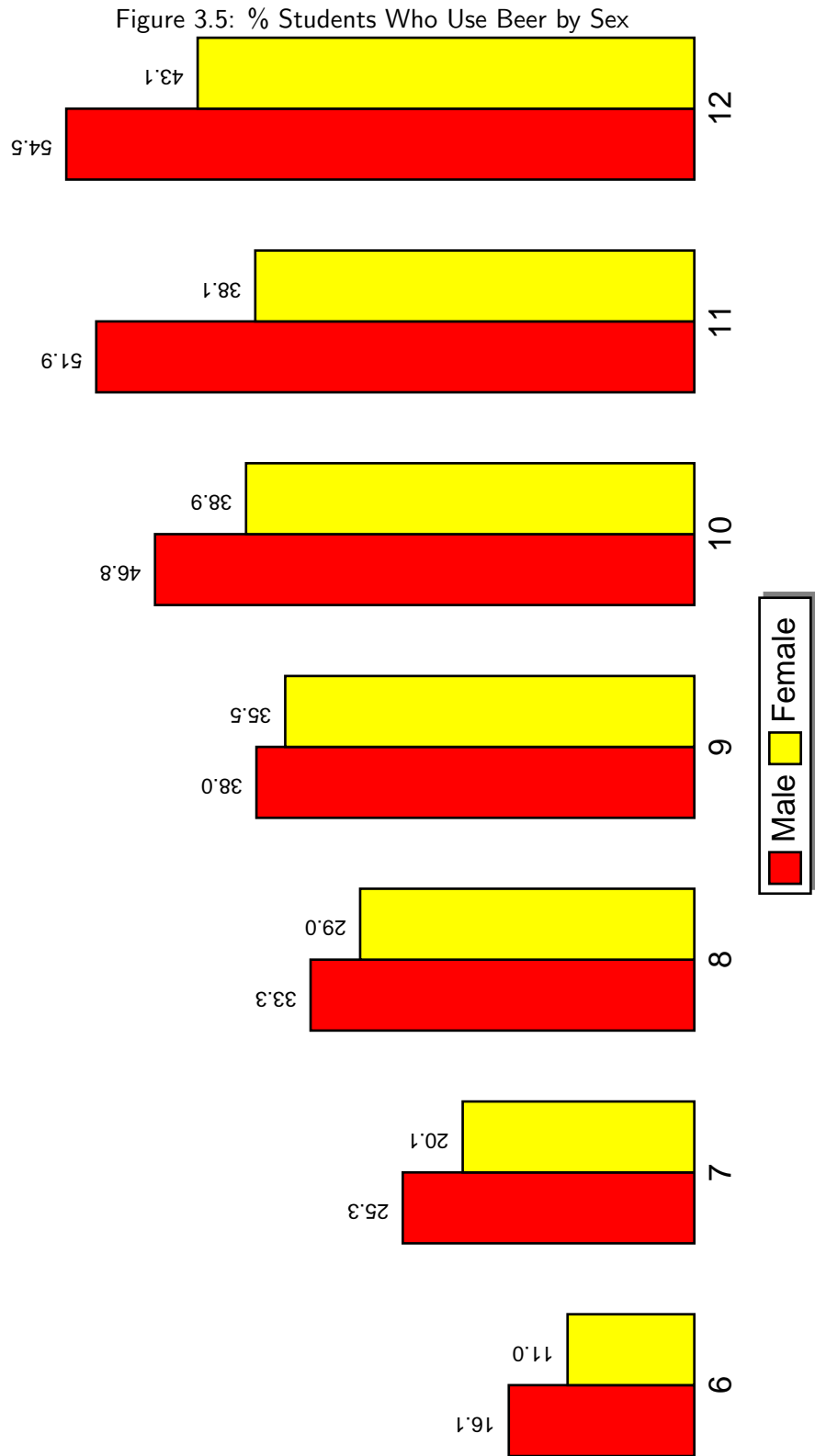
% Students Who Get Very High or Bomed When Using Heroin, Steroids, Ecstasy or OxyContin



Source: PRIDE Surveys

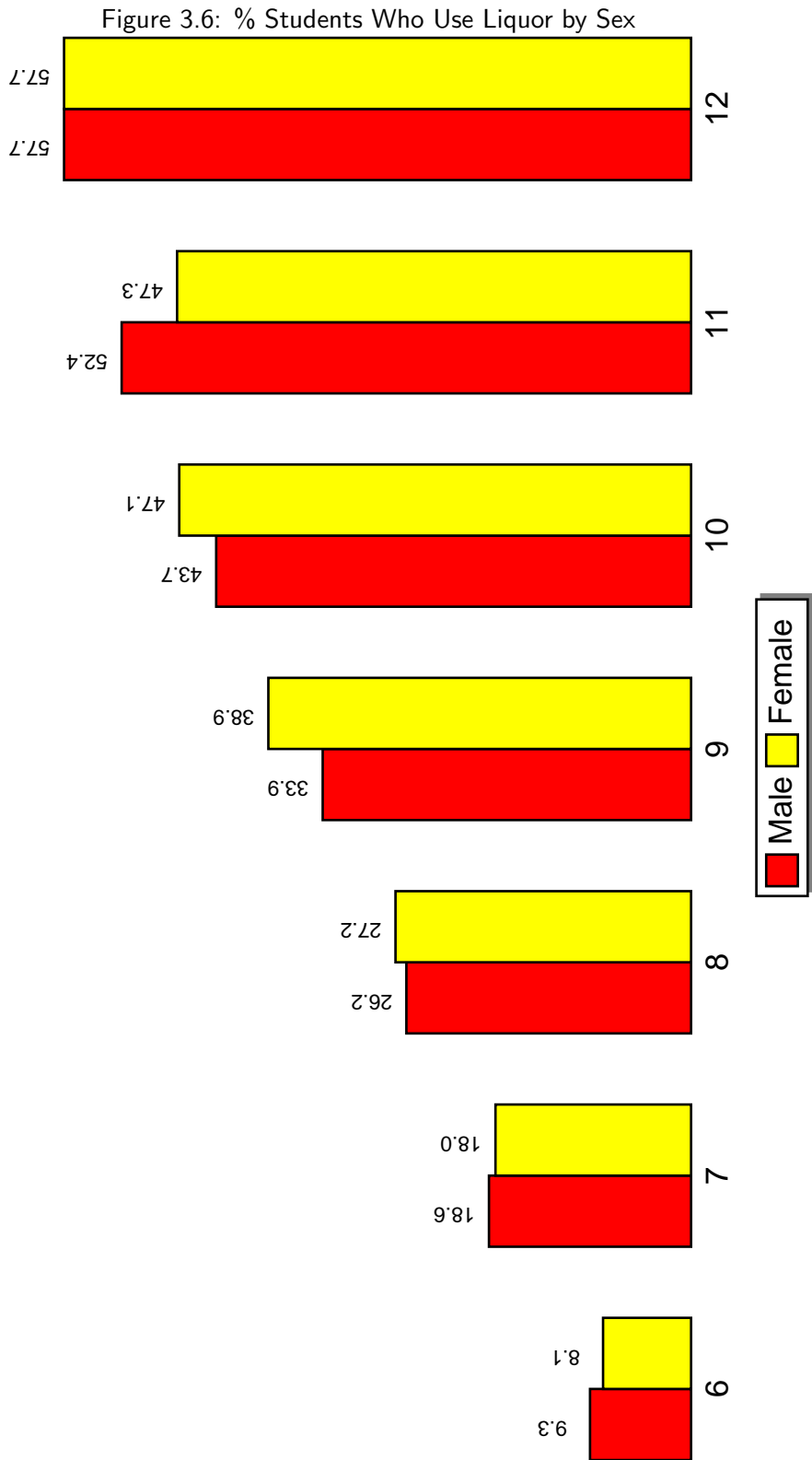
3.2 Frequency of Use by Sex

% Students Who Use Beer by Sex



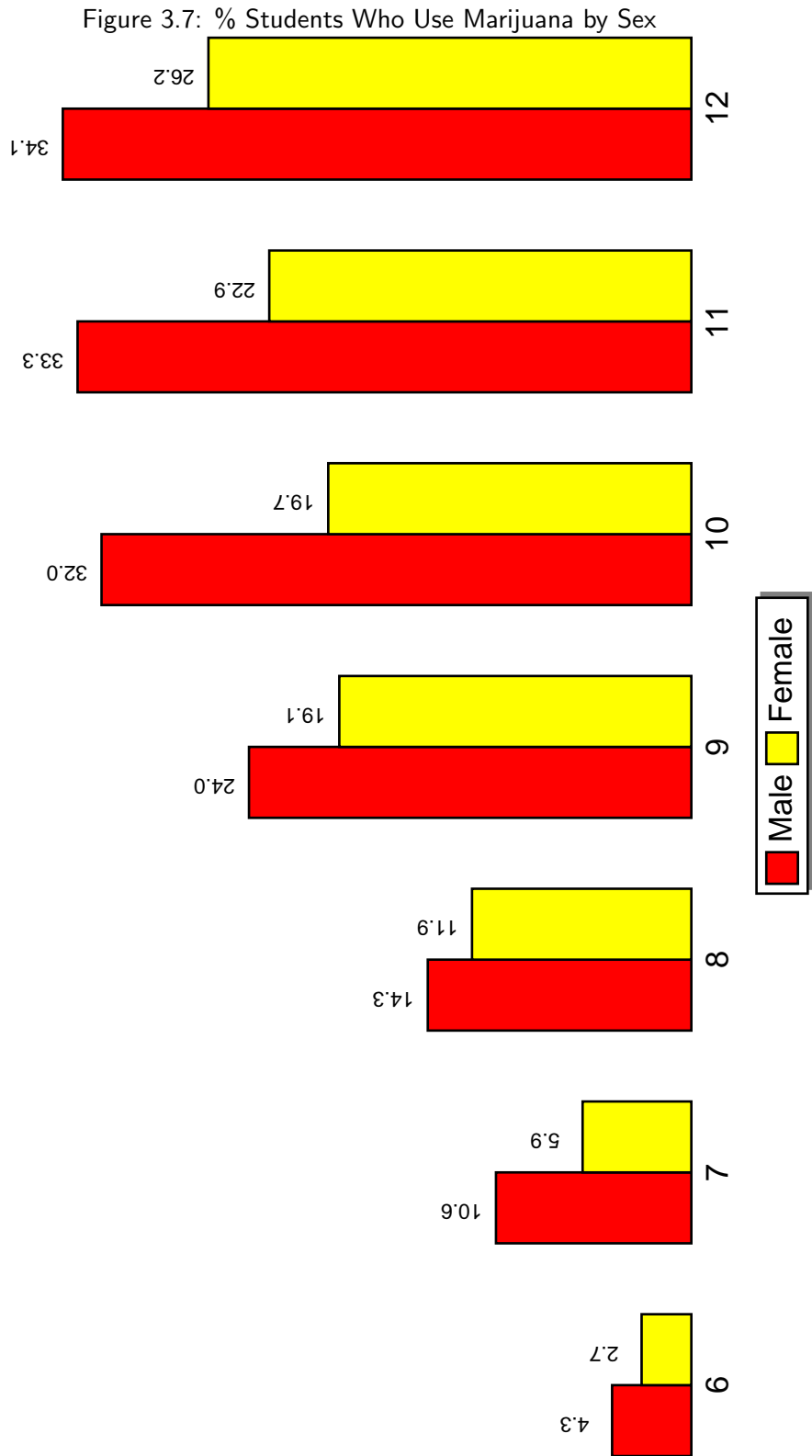
Source: PRIDE Surveys

% Students Who Use Liquor by Sex



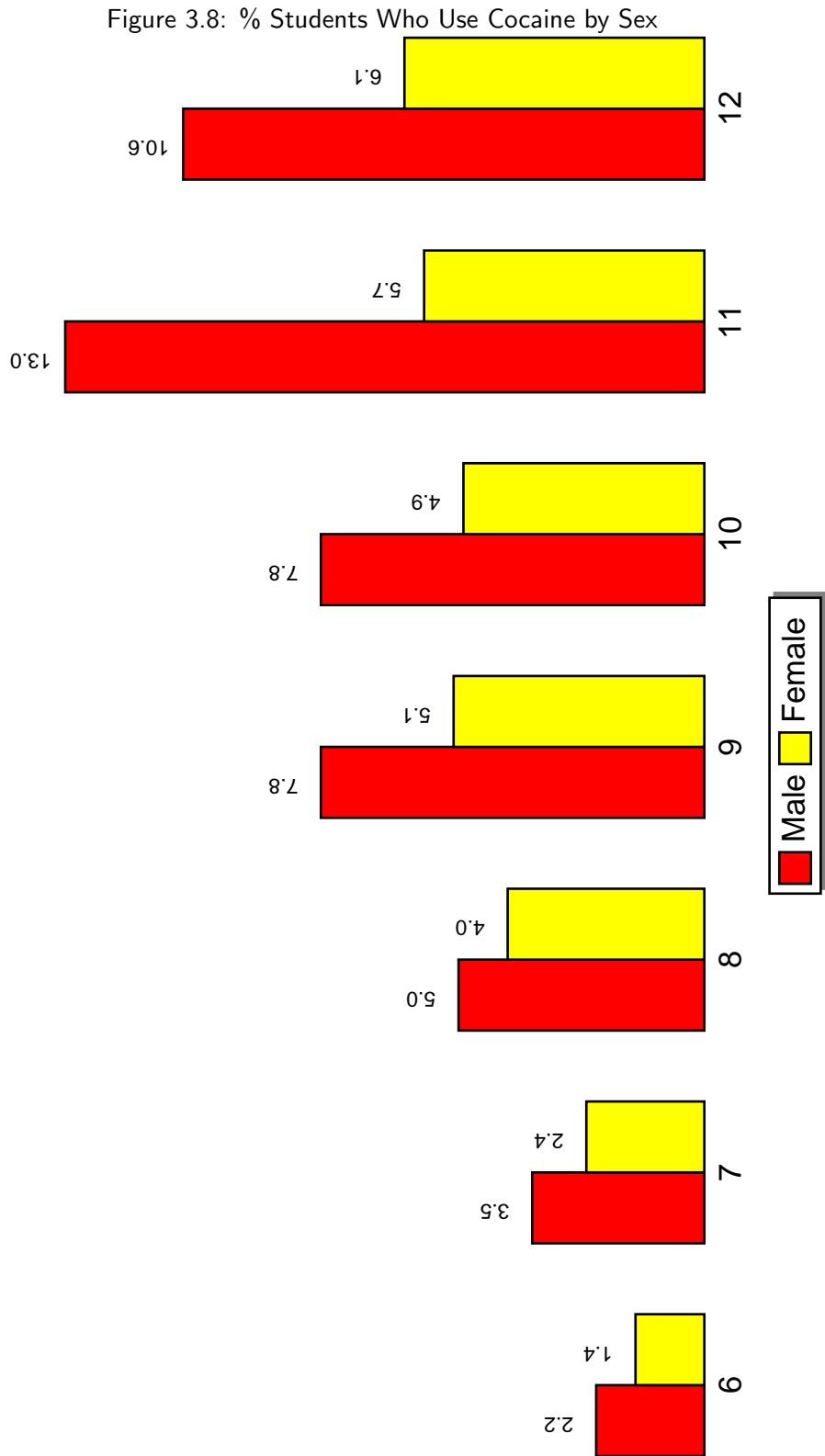
Source: PRIDE Surveys

% Students Who Use Marijuana by Sex

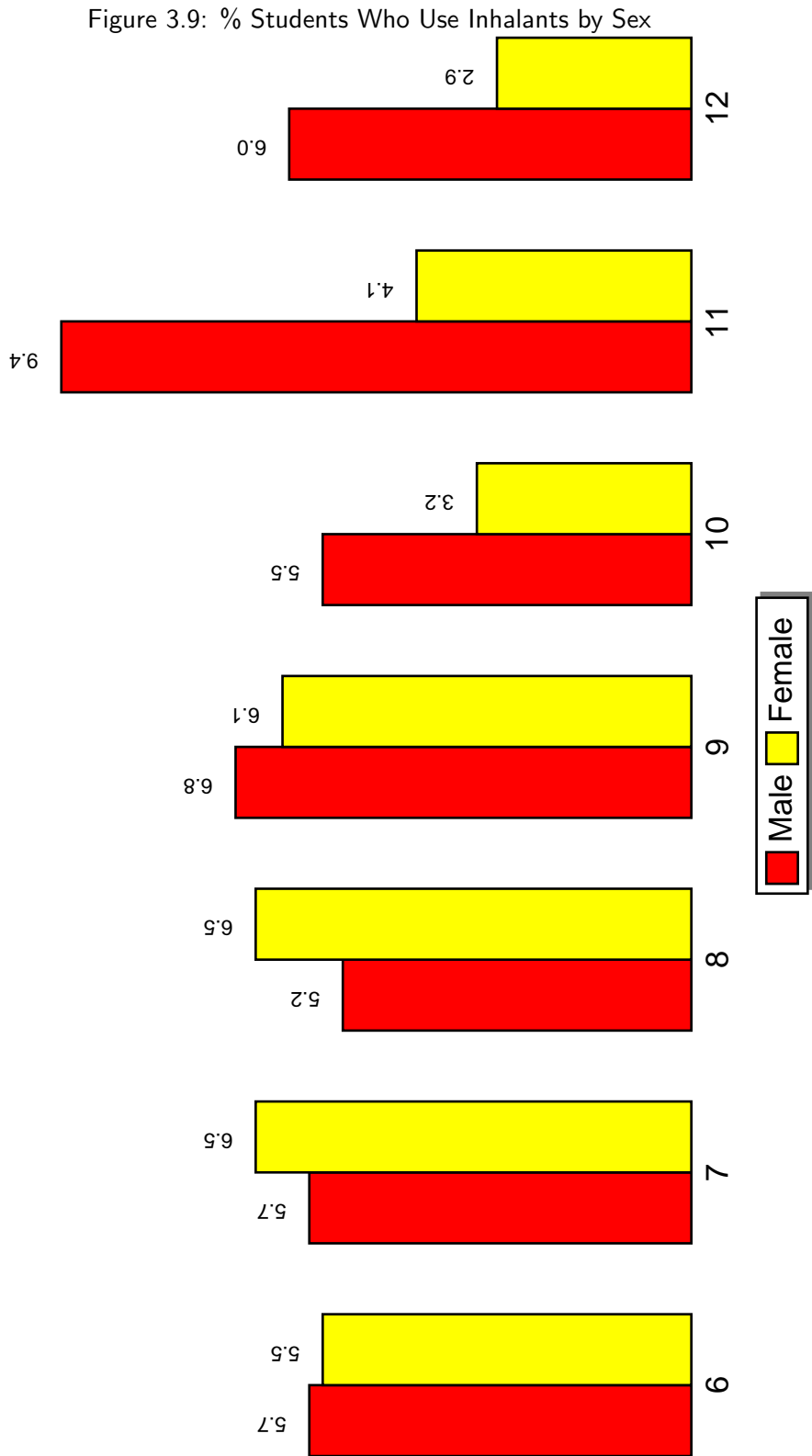


Source: PRIDE Surveys

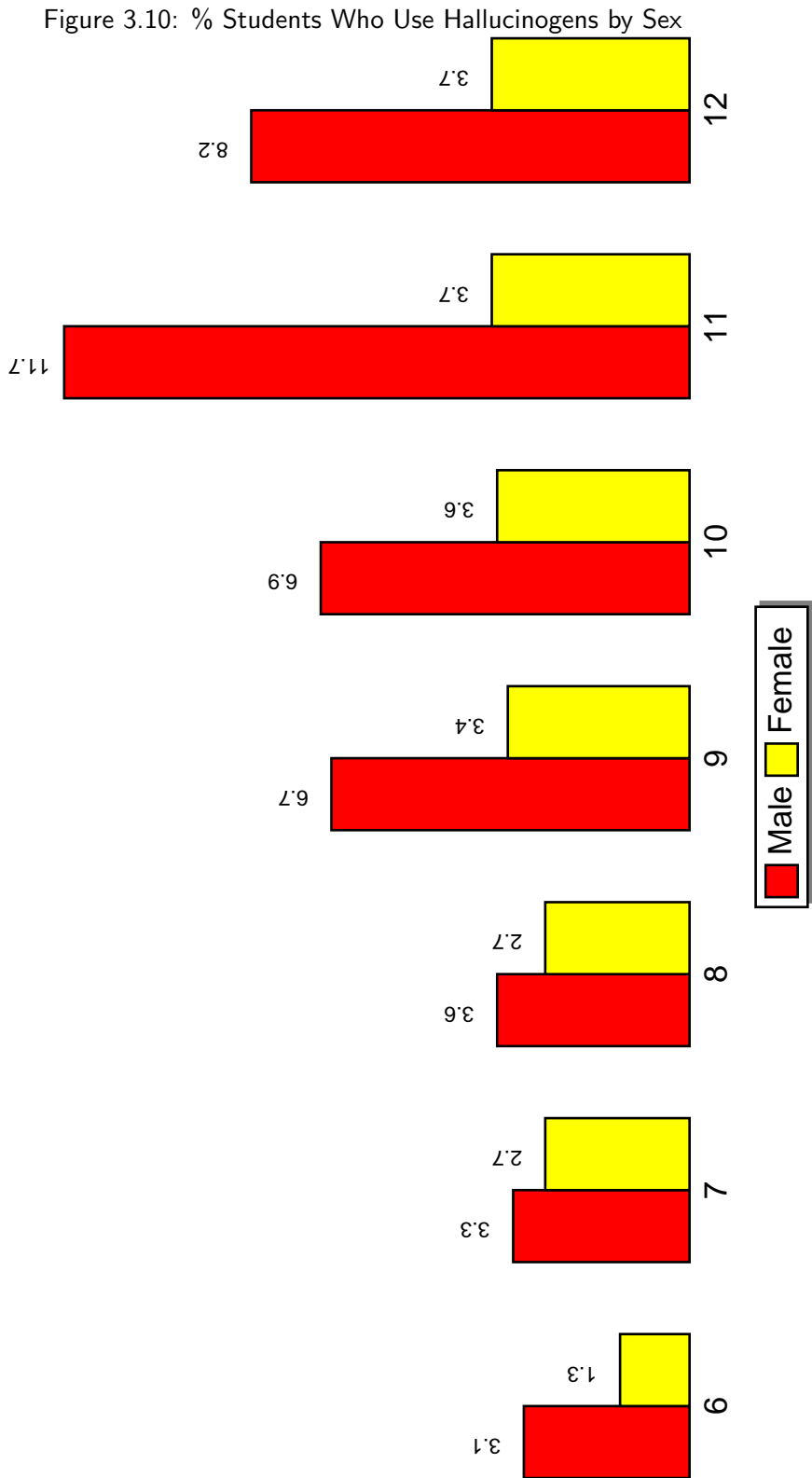
% Students Who Use Cocaine by Sex



% Students Who Use Inhalants by Sex

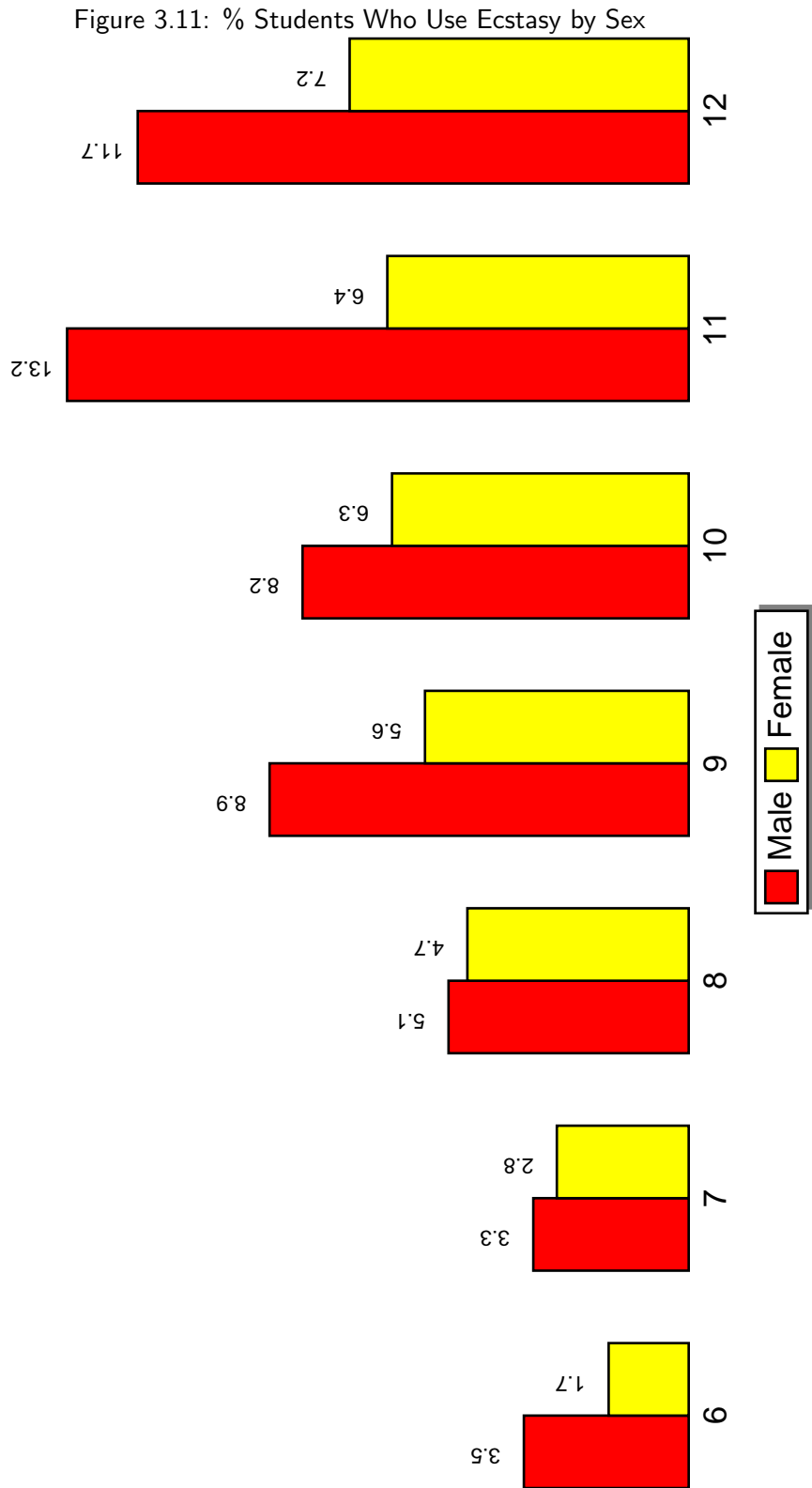


% Students Who Use Hallucinogens by Sex

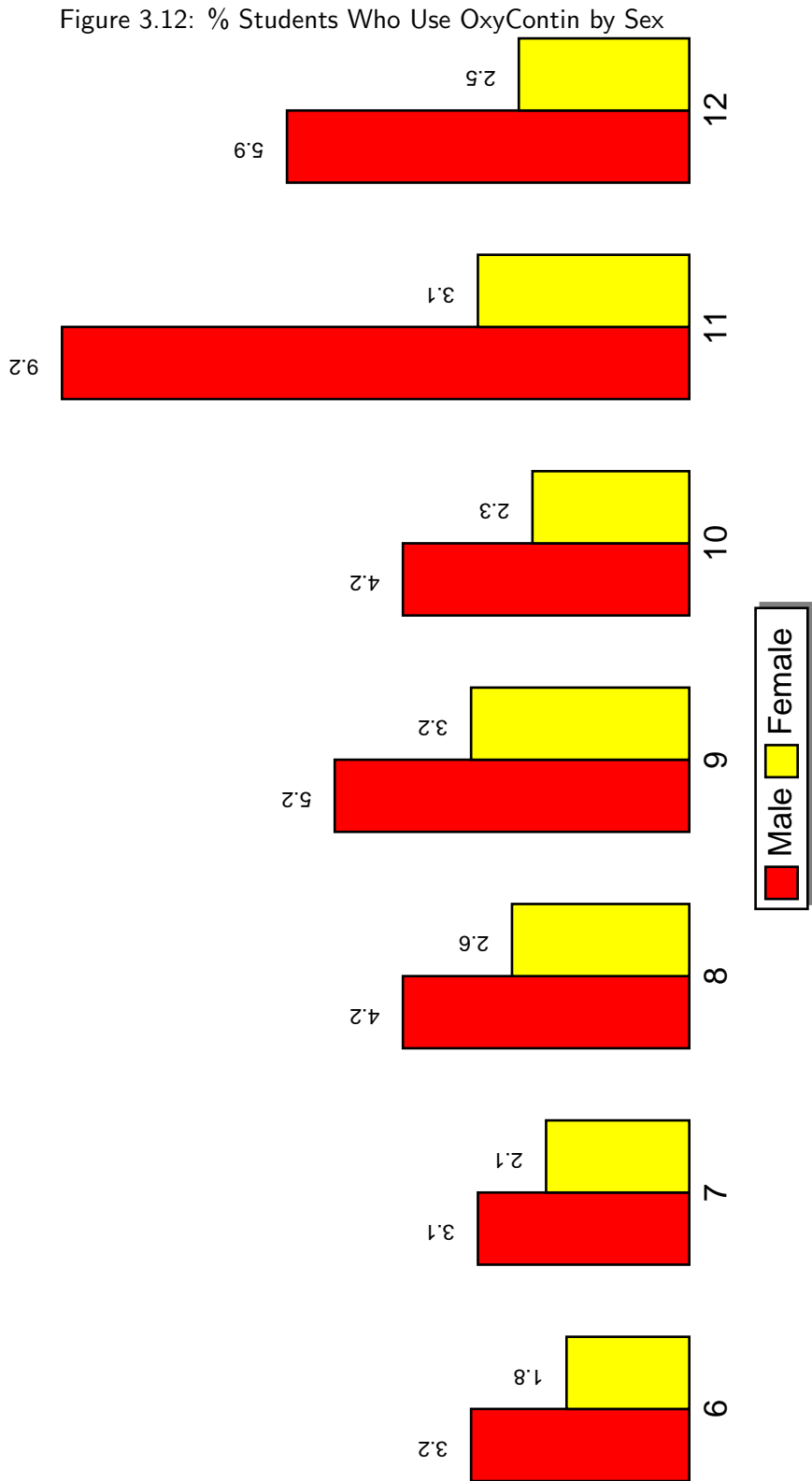


Source: PRIDE Surveys

% Students Who Use Ecstasy by Sex



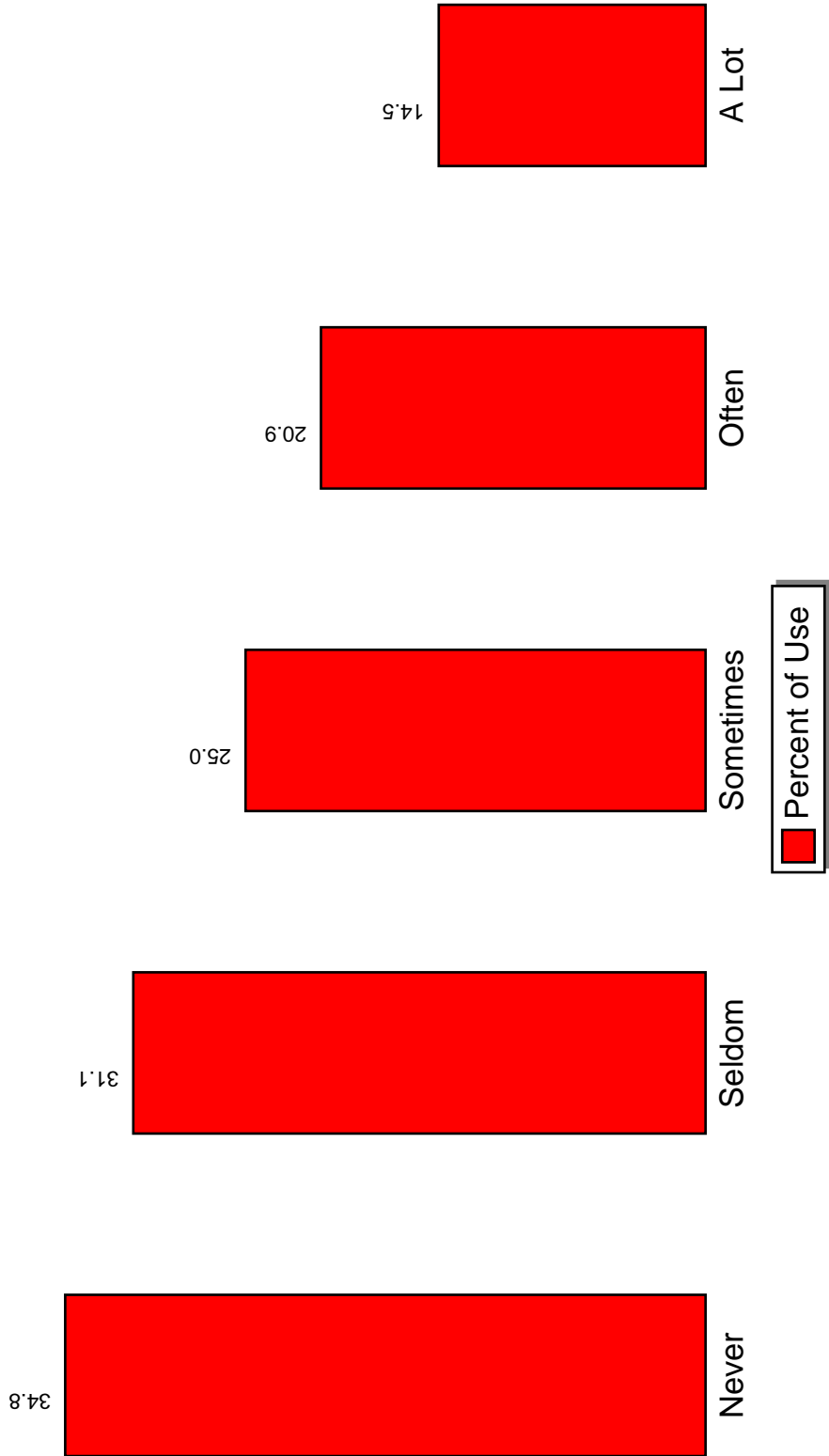
% Students Who Use OxyContin by Sex



3.3 Illicit Drug Use by Risk & Protective Factors

% Students Who Use Illicit Drugs by Attend Church, Synagogue, etc.

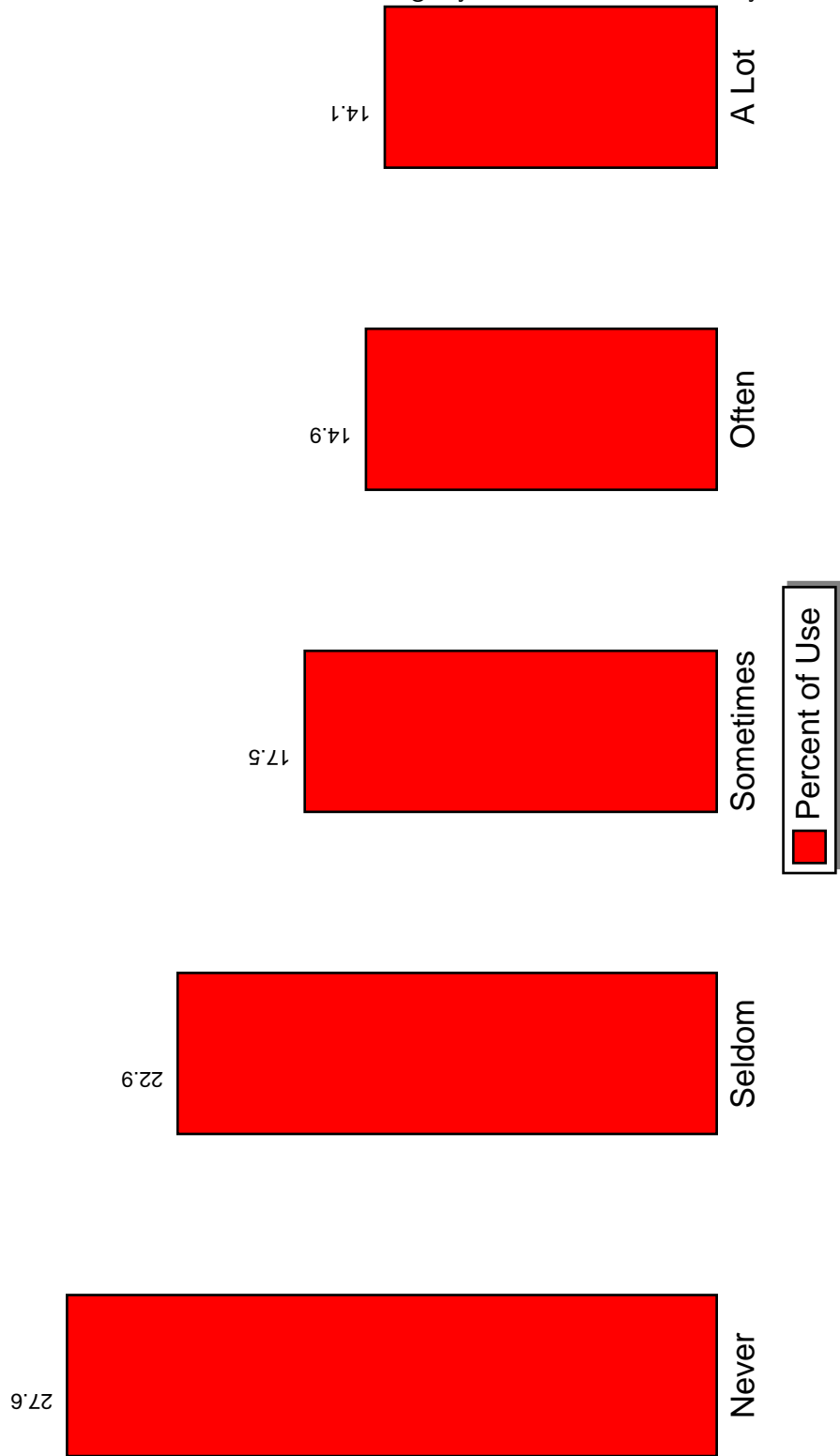
Figure 3.13: % Students Who Use Illicit Drugs by Attend Church, Synagogue, etc.



Source: PRIDE Surveys

% Students Who Use Illicit Drugs by Take Part in Community Activities

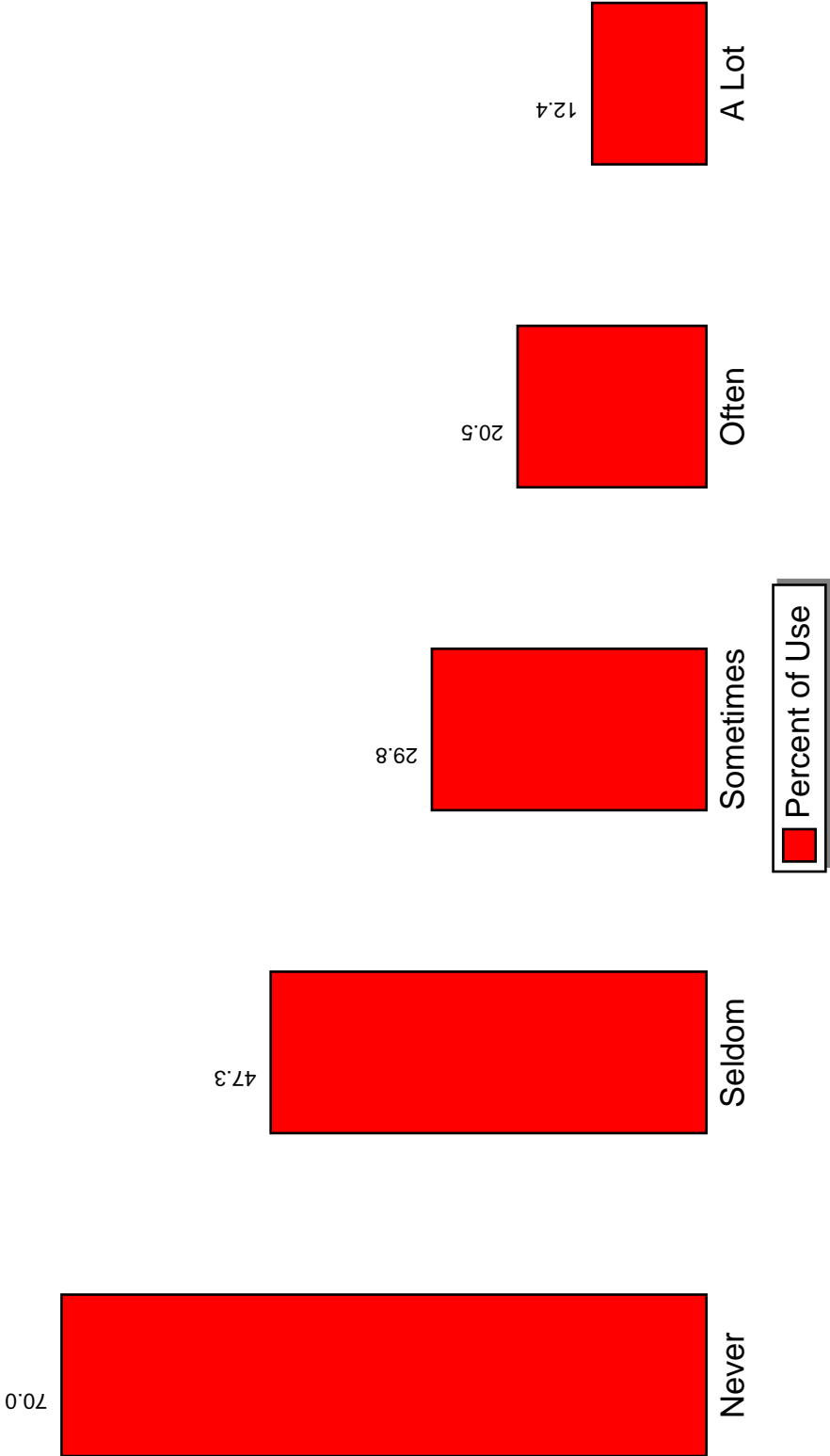
Figure 3.14: % Students Who Use Illicit Drugs by Take Part in Community Activities



Source: PRIDE Surveys

% Students Who Use Illicit Drugs by Make Good Grades

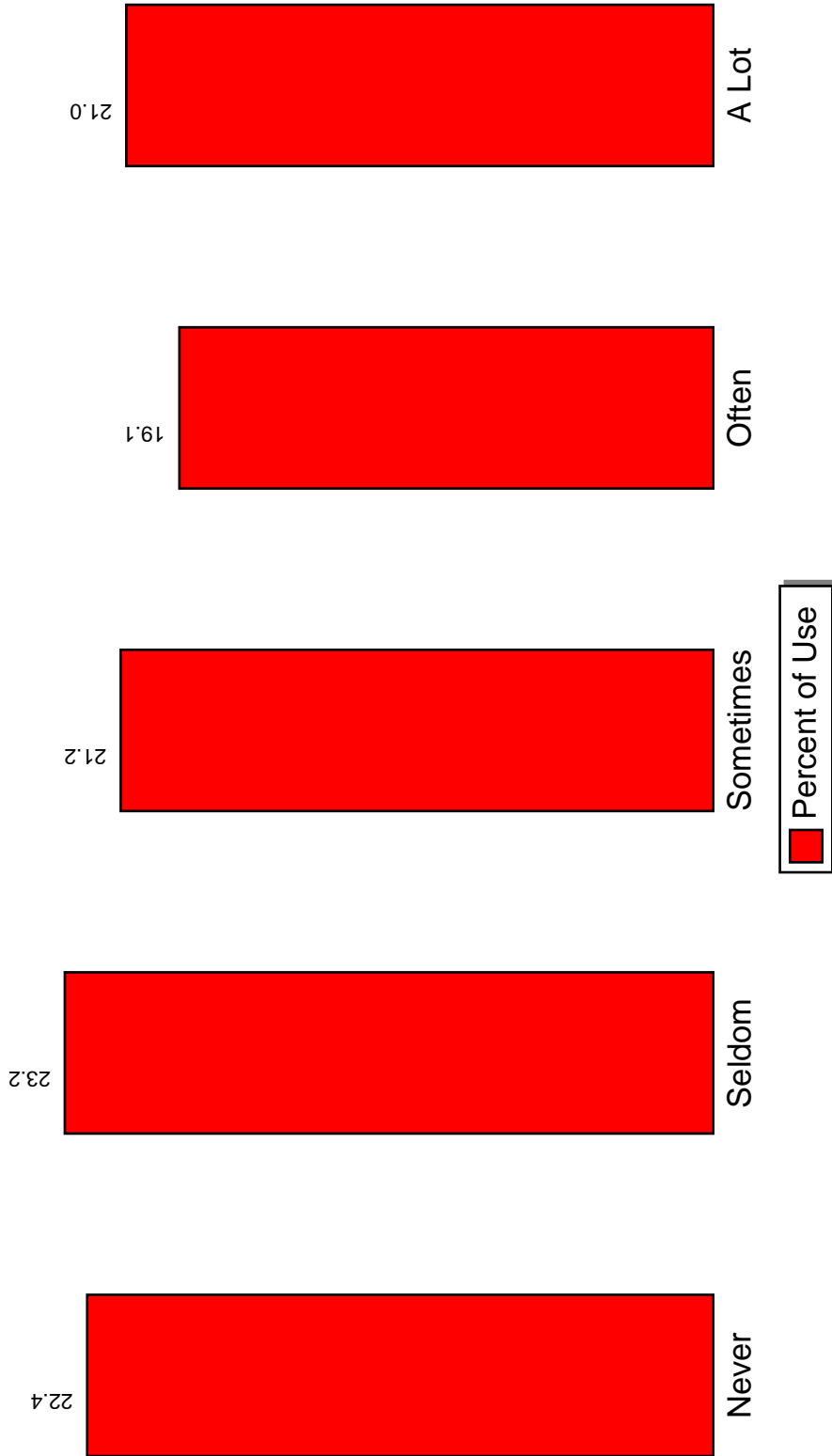
Figure 3.15: % Students Who Use Illicit Drugs by Make Good Grades



Source: PRIDE Surveys

% Students Who Use Illicit Drugs by Take Part in Sports Teams

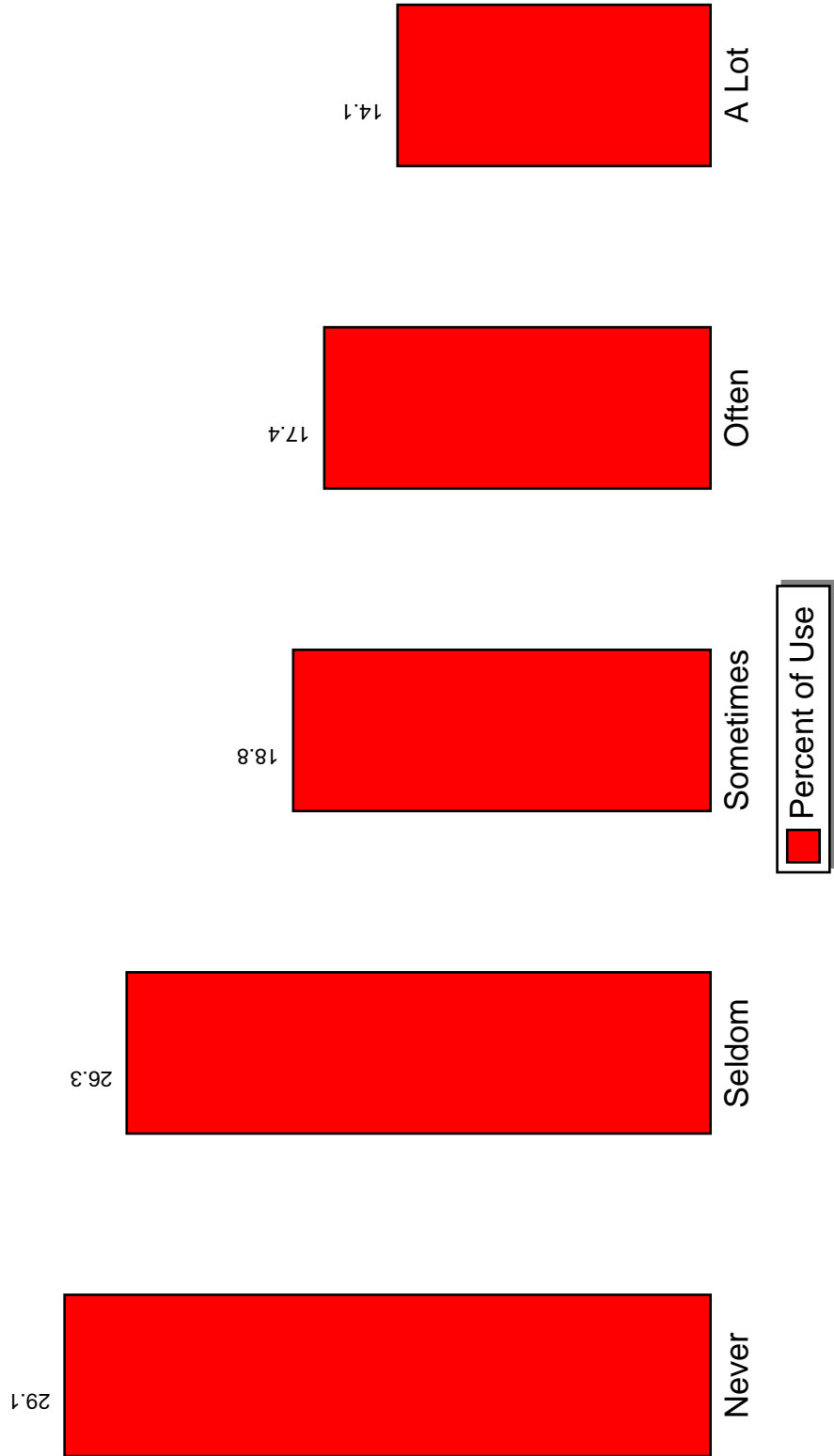
Figure 3.16: % Students Who Use Illicit Drugs by Take Part in Sports Teams



Source: PRIDE Surveys

% Students Who Use Illicit Drugs by Take Part in School Activities

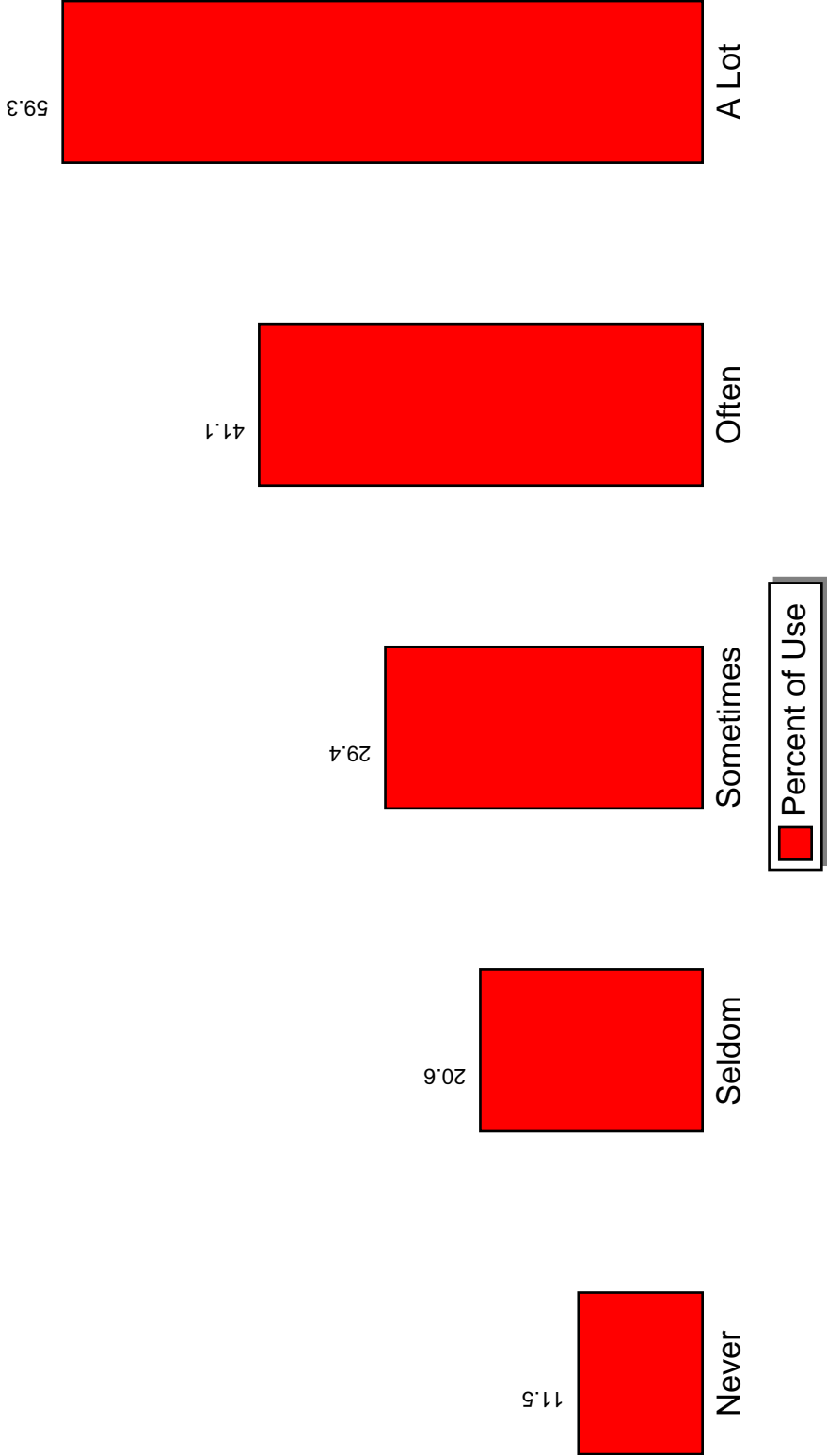
Figure 3.17: % Students Who Use Illicit Drugs by Take Part in School Activities



Source: PRIDE Surveys

% Students Who Use Illicit Drugs by Get Into Trouble at School

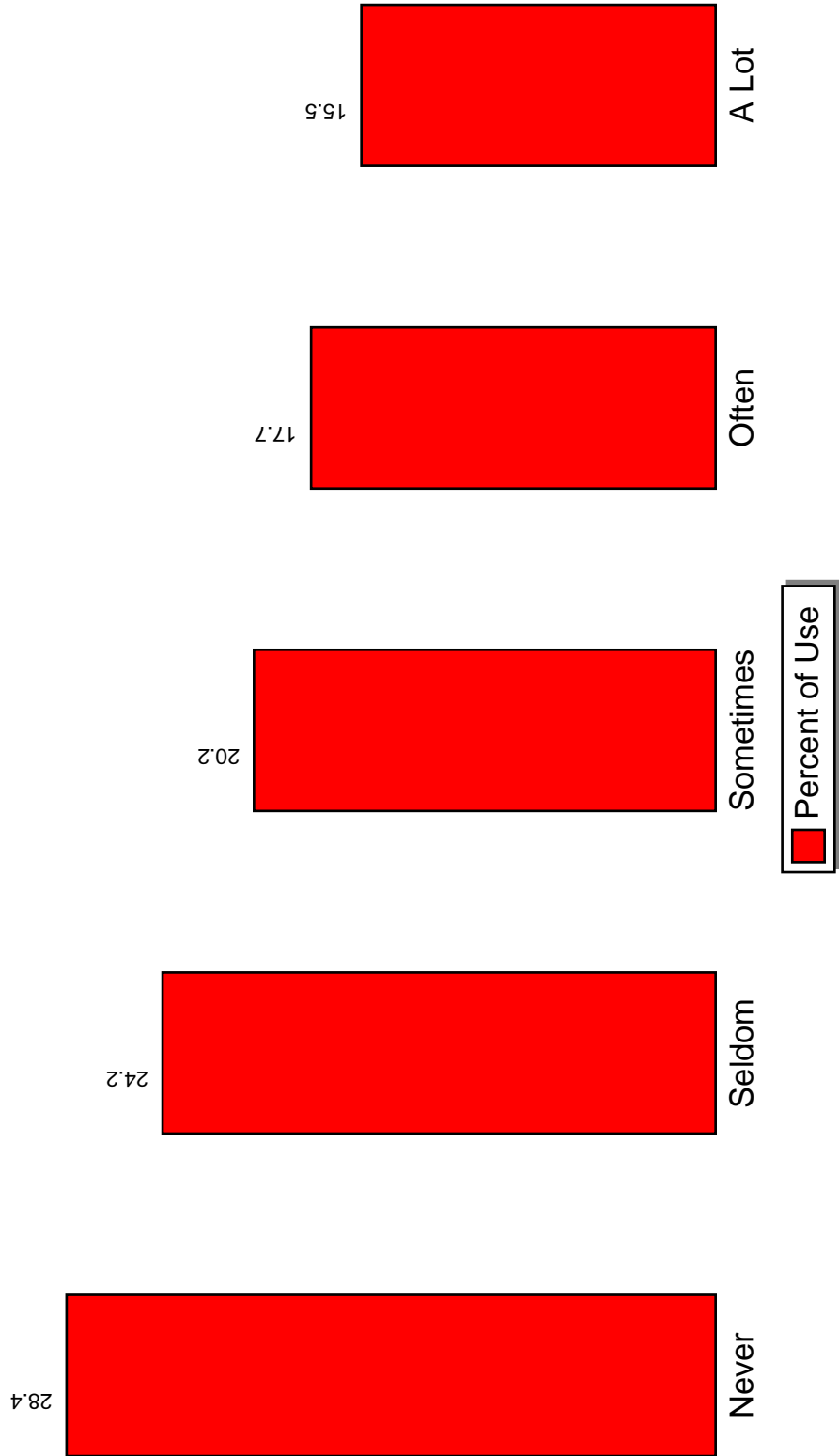
Figure 3.18: % Students Who Use Illicit Drugs by Get Into Trouble at School



Source: PRIDE Surveys

Figure 3.19: % Students Who Use Illicit Drugs by Parents Talk About Dangers of Drugs

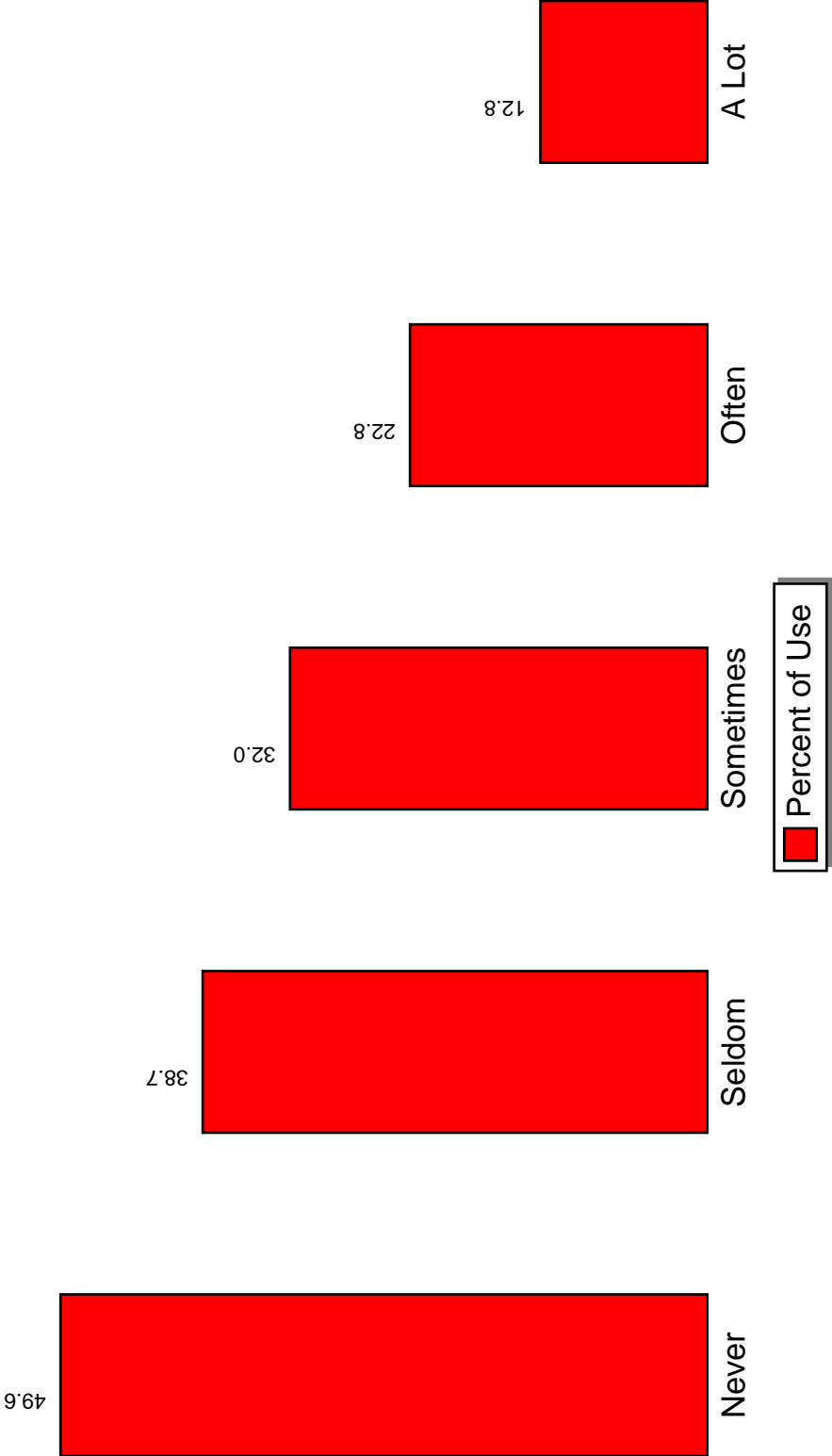
% Students Who Use Illicit Drugs by Parents Talk About Dangers of Drugs



Source: PRIDE Surveys

% Students Who Use Illicit Drugs by Parents Set Clear Rules

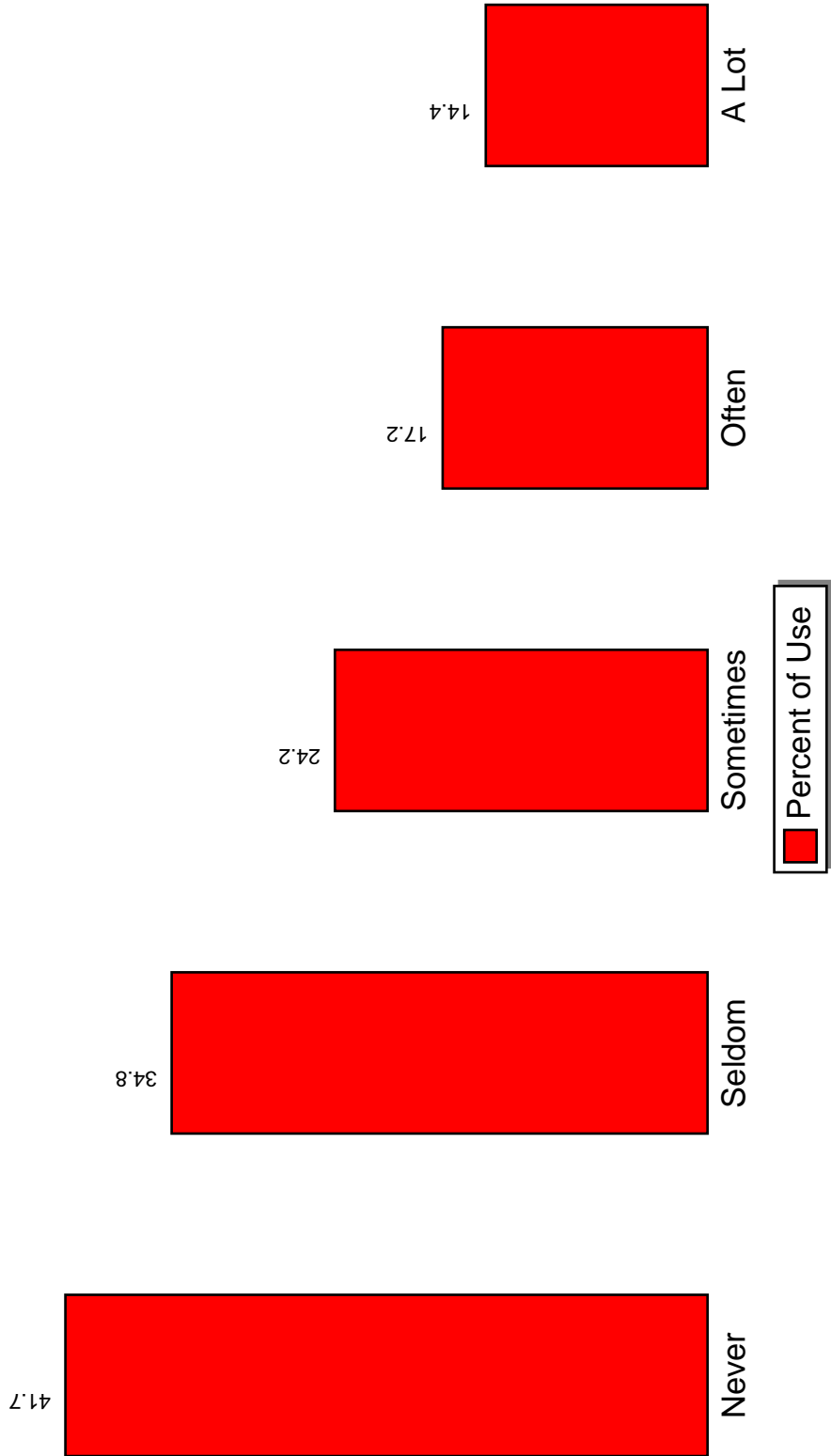
Figure 3.20: % Students Who Use Illicit Drugs by Parents Set Clear Rules



Source: PRIDE Surveys

% Students Who Use Illicit Drugs by Parents Punish for Breaking Rules

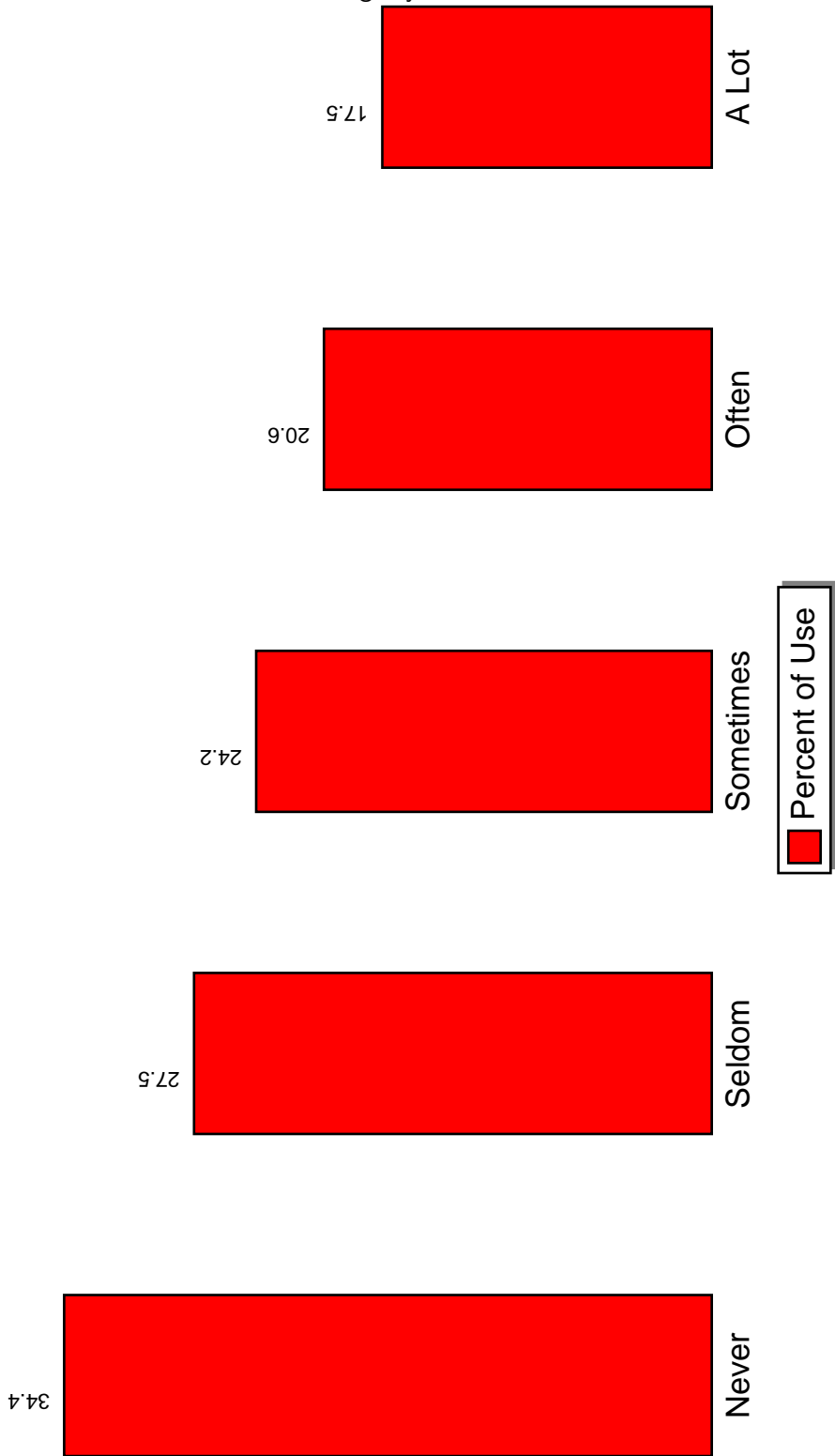
Figure 3.21: % Students Who Use Illicit Drugs by Parents Punish for Breaking Rules



Source: PRIDE Surveys

Figure 3.22: % Students Who Use Illicit Drugs by School Sets Clear Rules on Guns at School

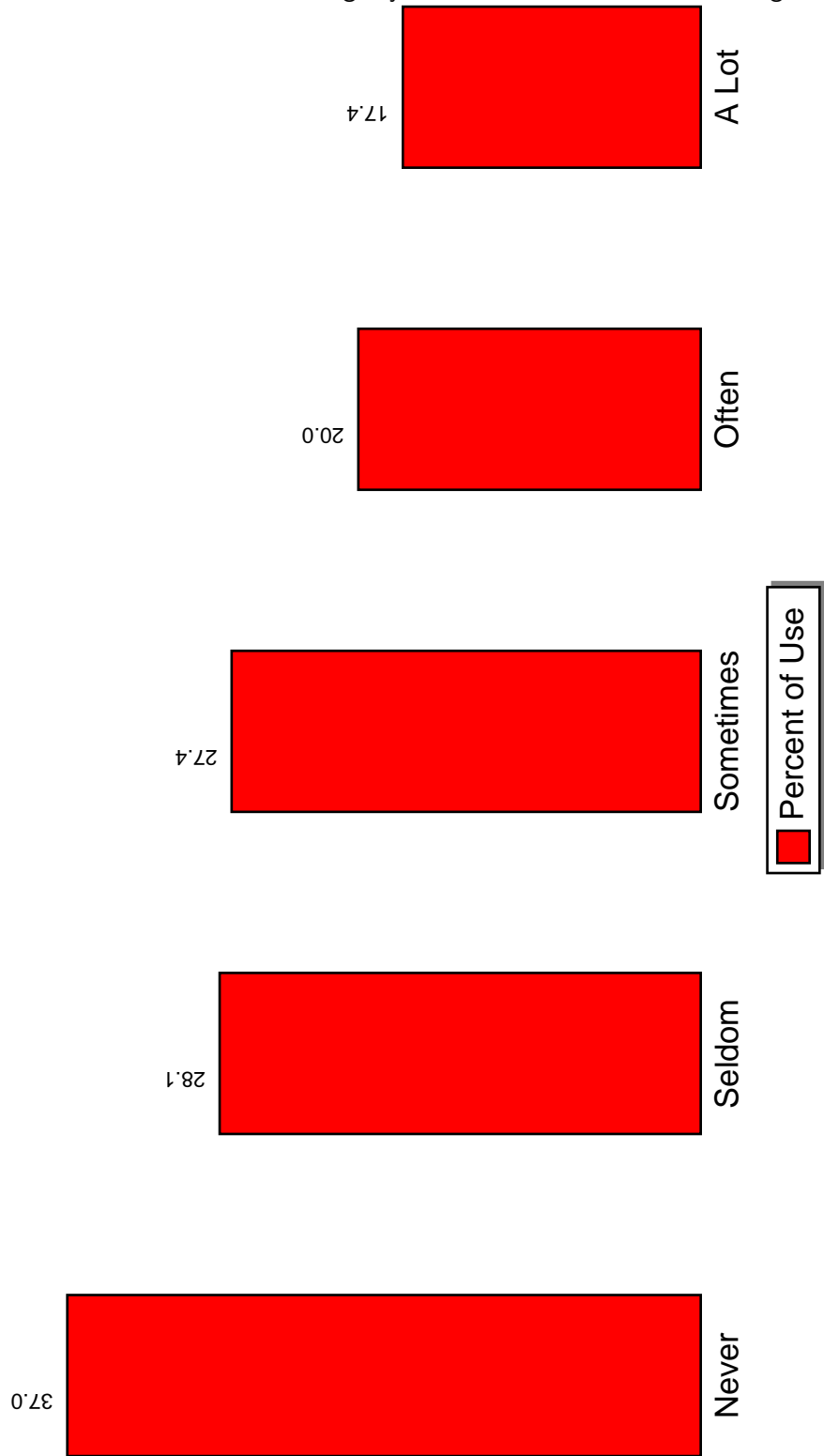
% Students Who Use Illicit Drugs by School Sets Clear Rules on Guns at School



Source: PRIDE Surveys

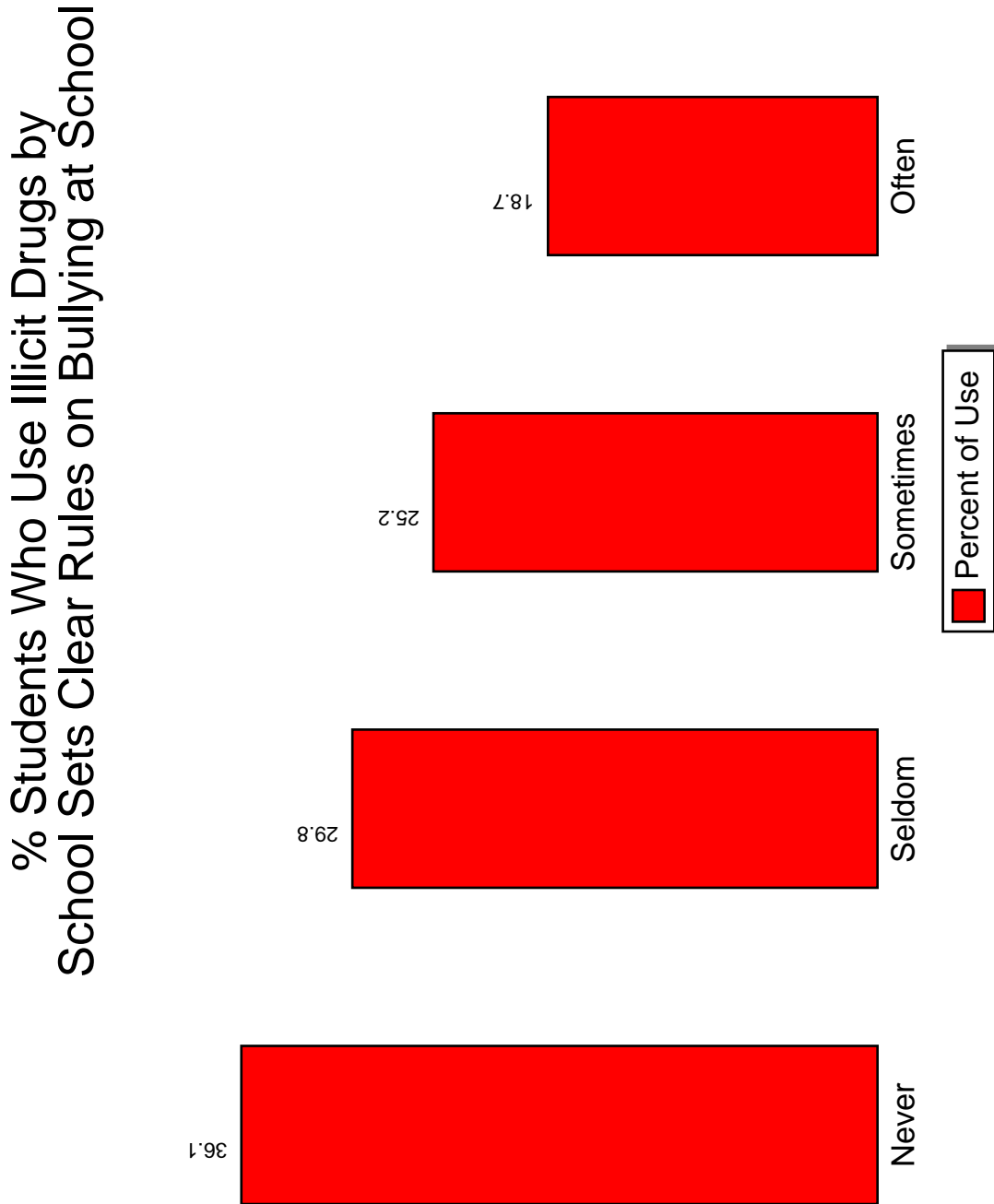
Figure 3.23: % Students Who Use Illicit Drugs by School Sets Clear Rules on Drugs at School

% Students Who Use Illicit Drugs by School Sets Clear Rules on Drugs at School



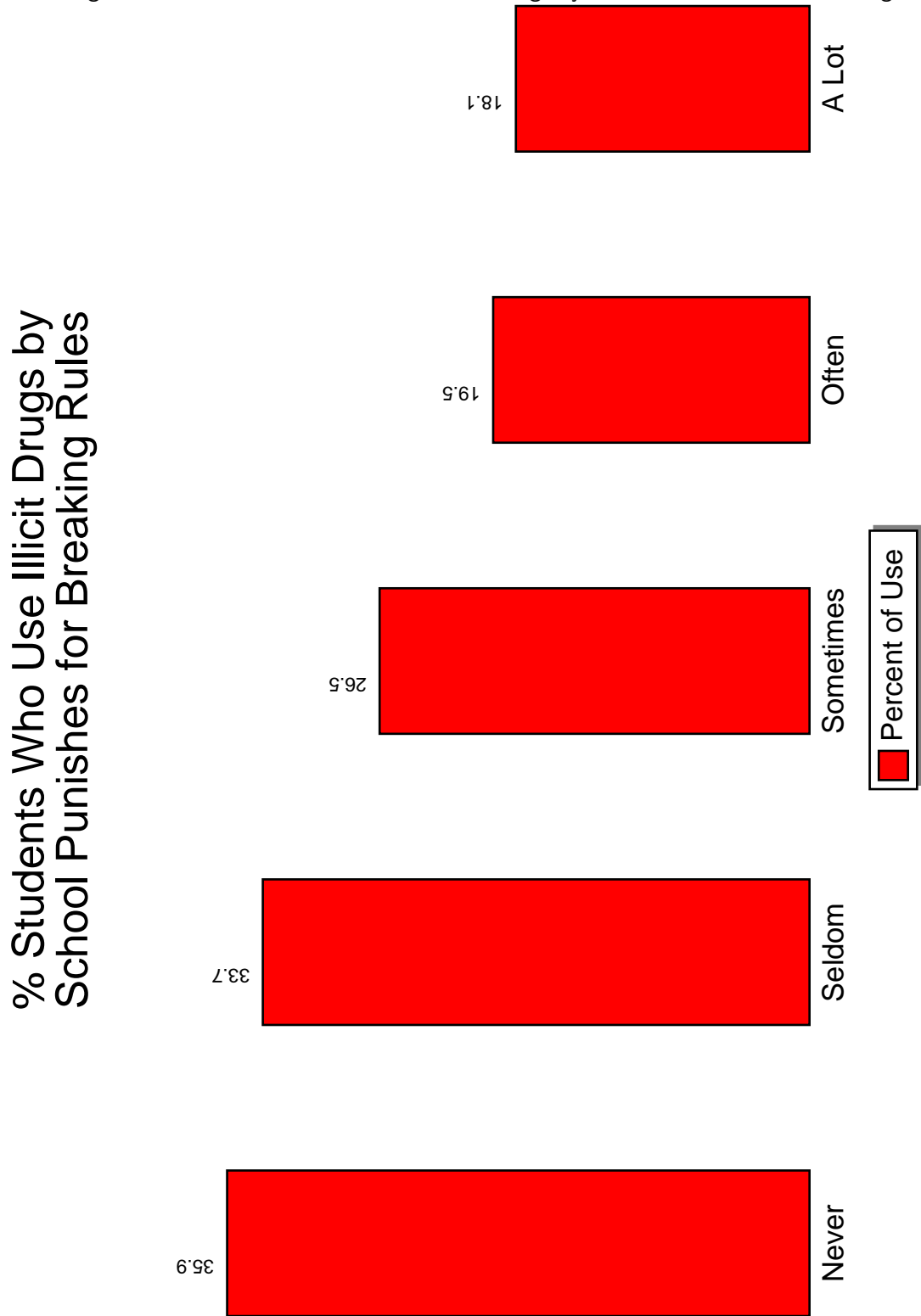
Source: PRIDE Surveys

Figure 3.24: % Students Who Use Illicit Drugs by School Sets Clear Rules on Bullying at School



Source: PRIDE Surveys

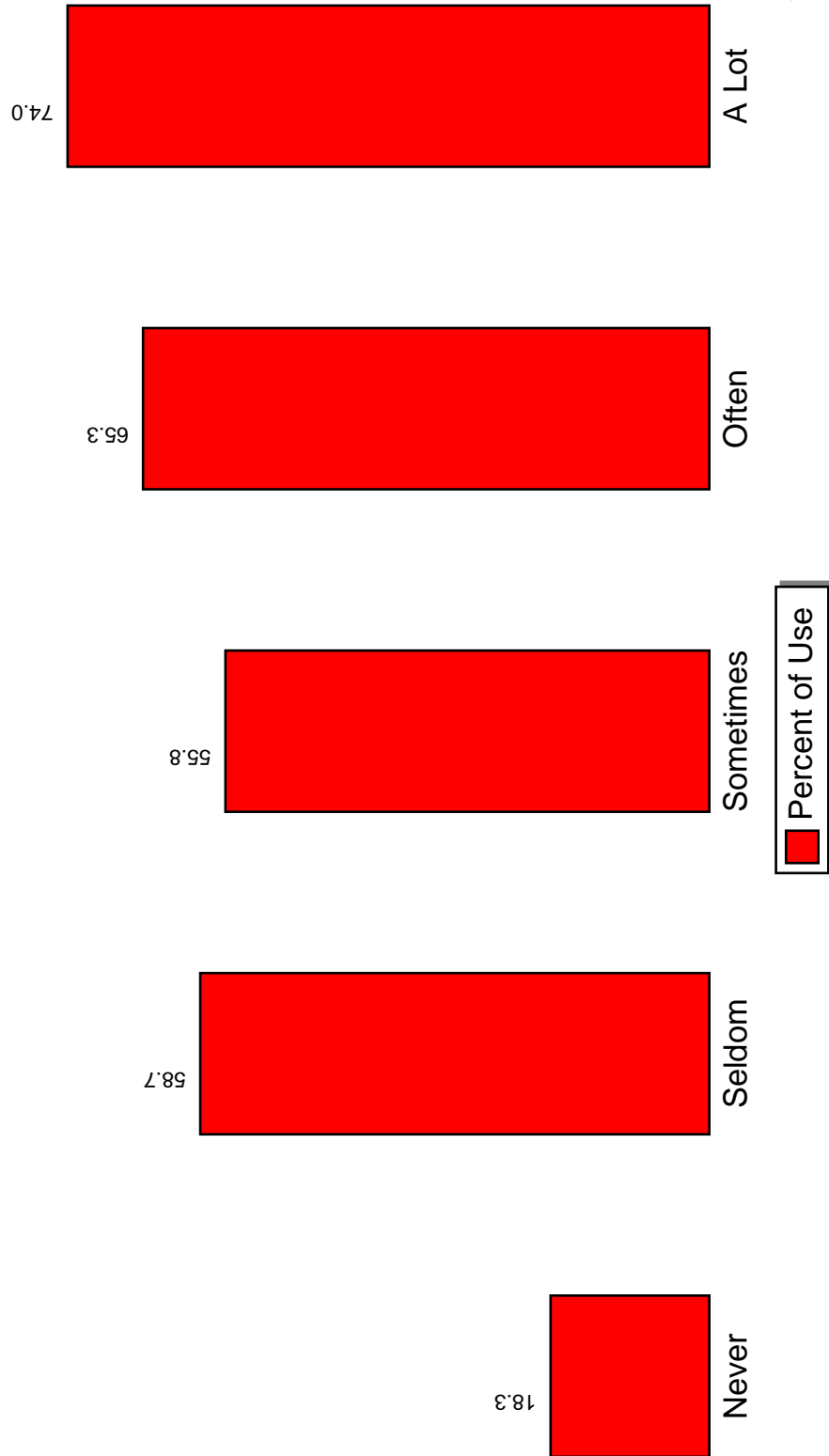
Figure 3.25: % Students Who Use Illicit Drugs by School Punishes for Breaking Rules



Source: PRIDE Surveys

% Students Who Use Illicit Drugs by Received Treatment for Alcohol/Drug Use

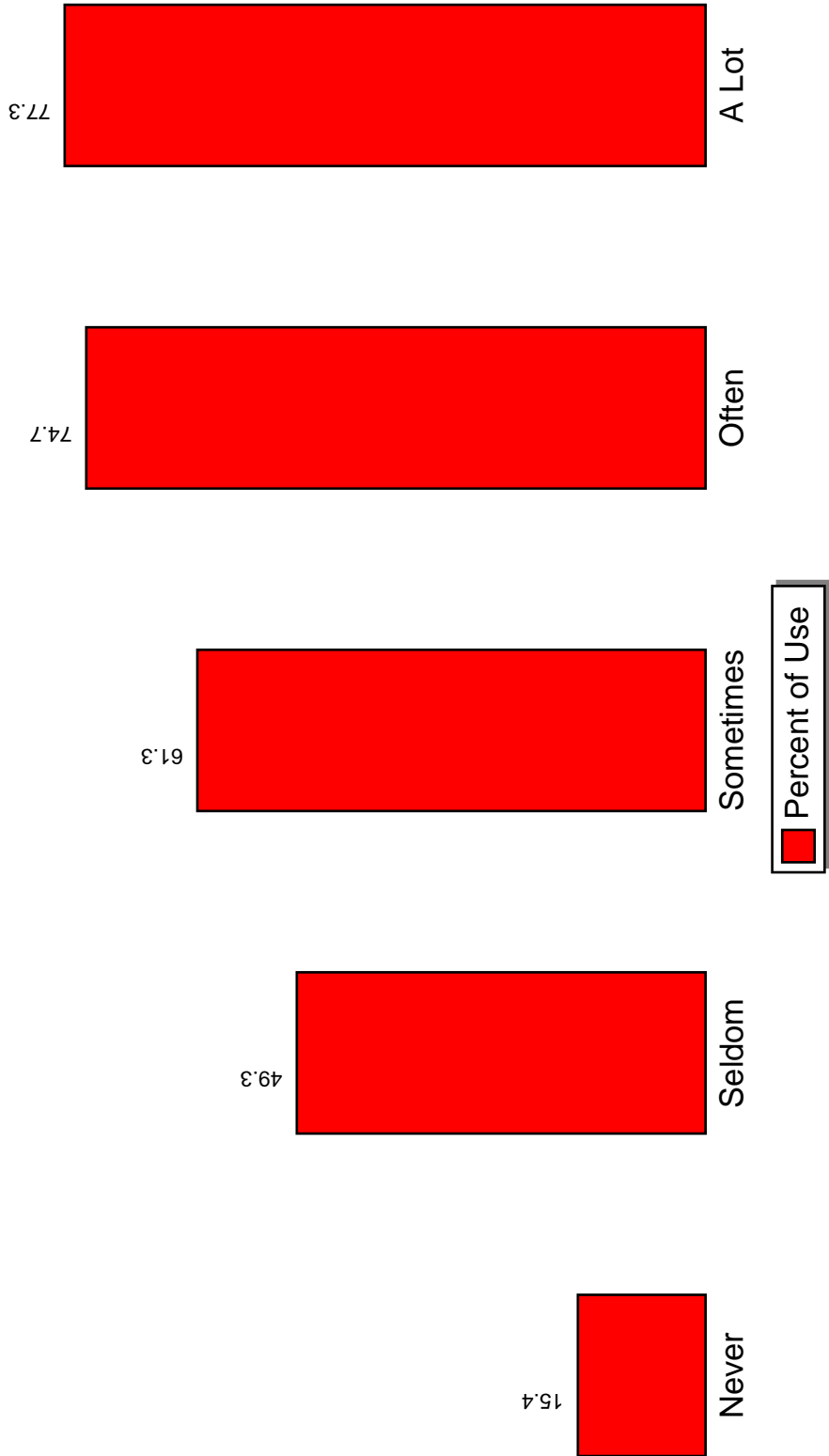
Figure 3.26: % Students Who Use Illicit Drugs by Received Treatment for Alcohol/Drug Use



Source: PRIDE Surveys

% Students Who Use Illicit Drugs by Been Caught Using Alcohol

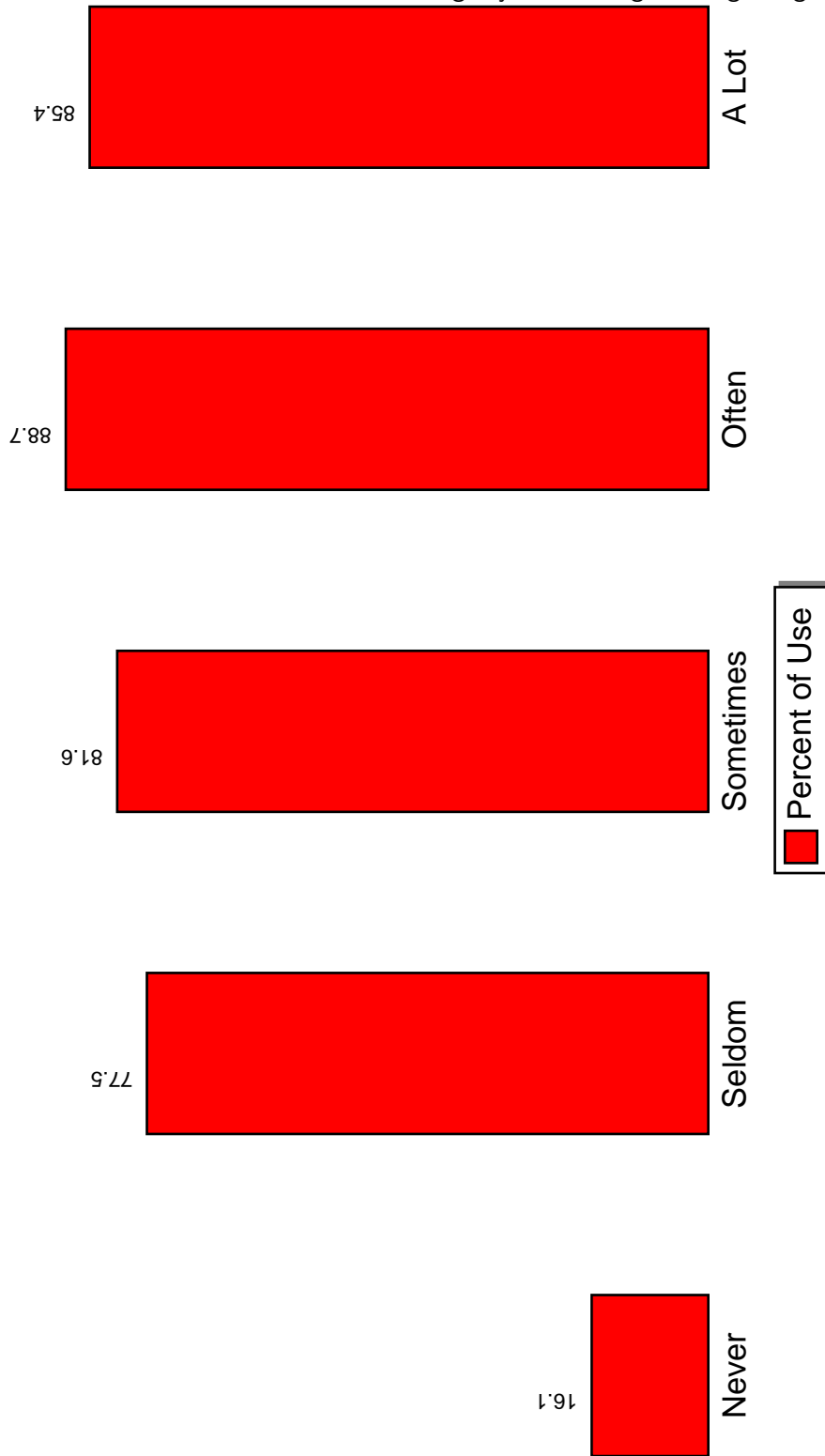
Figure 3.27: % Students Who Use Illicit Drugs by Been Caught Using Alcohol



Source: PRIDE Surveys

**% Students Who Use Illicit Drugs by
Been Caught Using Drugs**

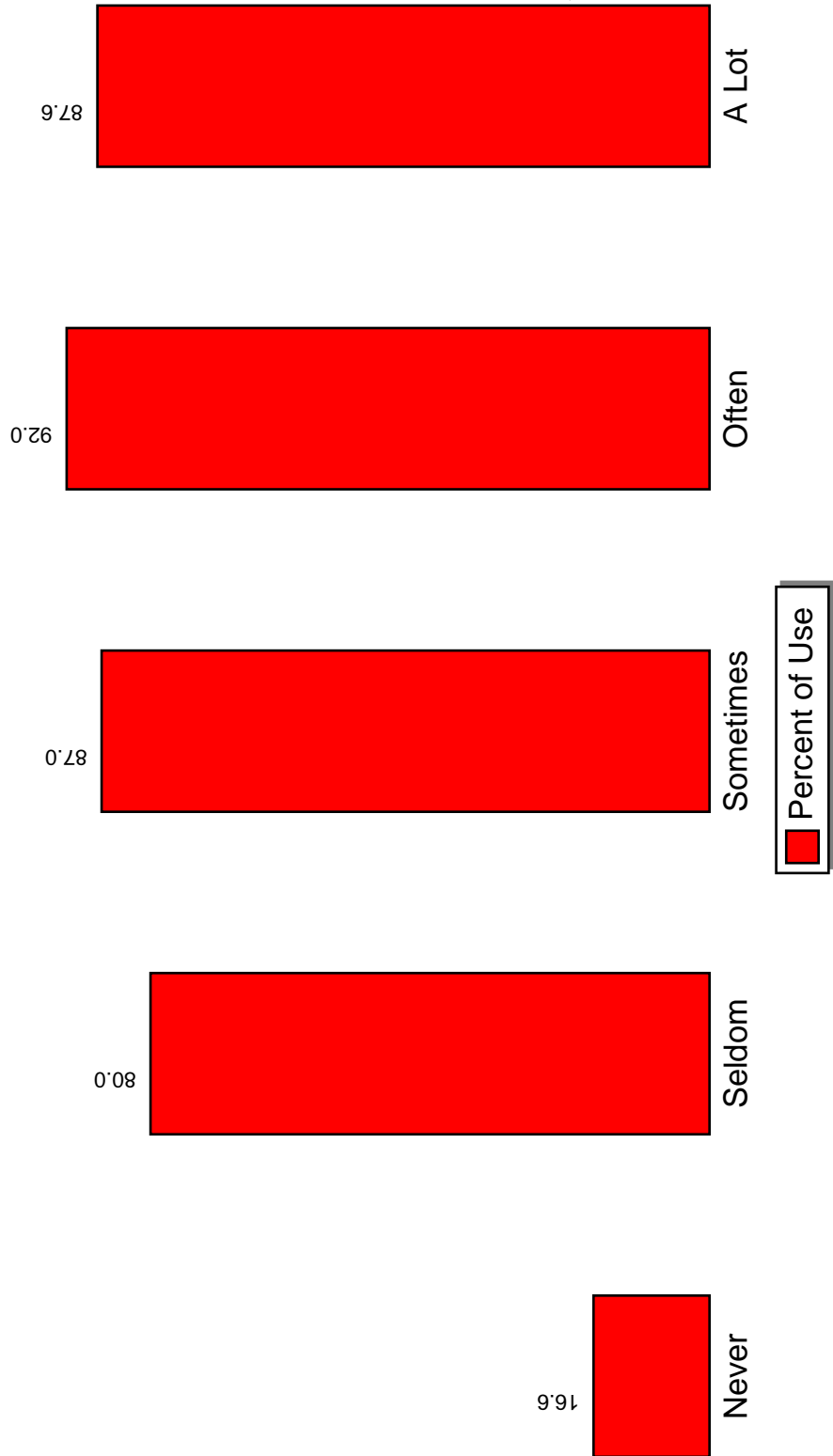
Figure 3.28: % Students Who Use Illicit Drugs by Been Caught Using Drugs



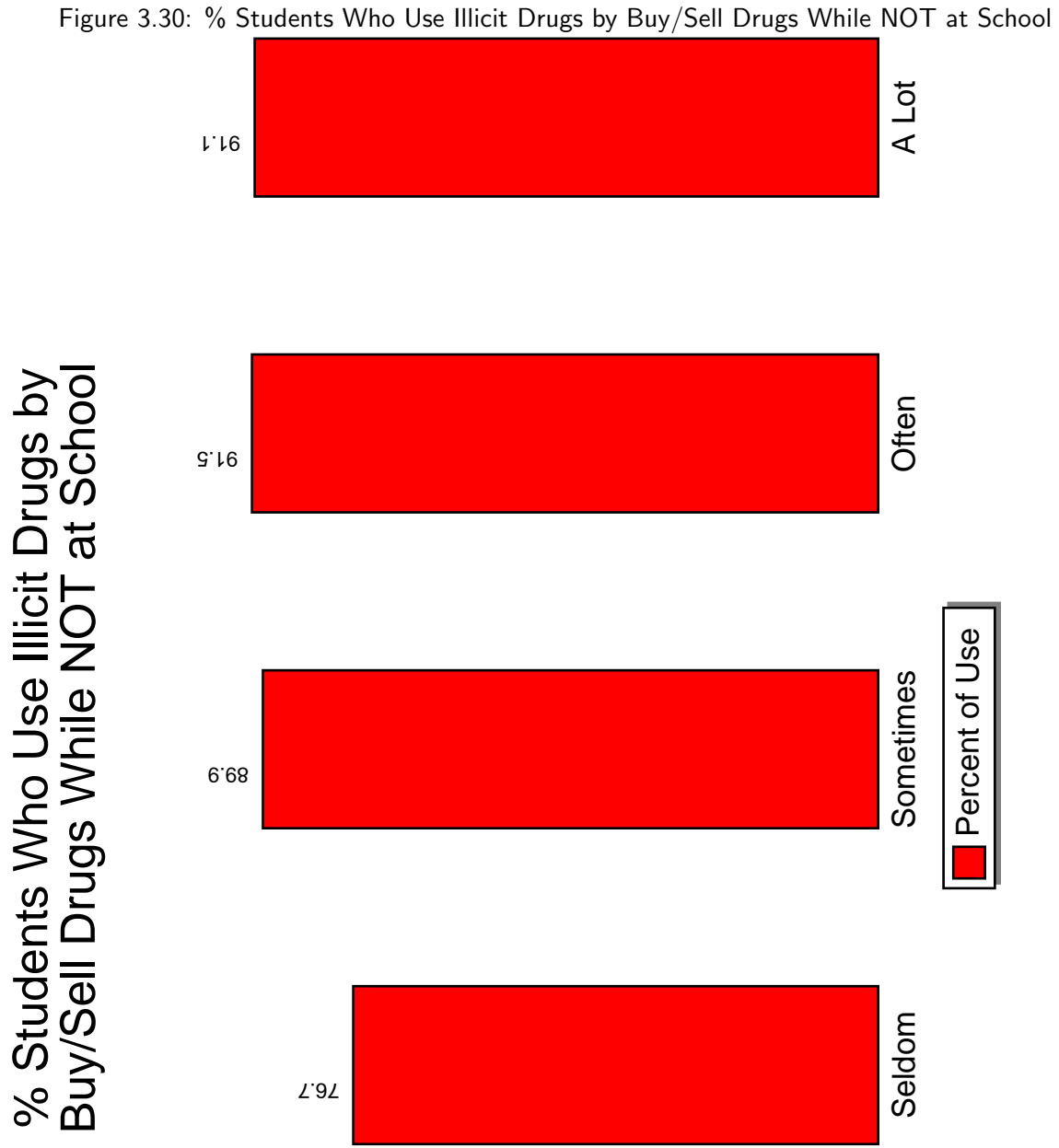
Source: PRIDE Surveys

% Students Who Use Illicit Drugs by Buy/Sell Drugs at School

Figure 3.29: % Students Who Use Illicit Drugs by Buy/Sell Drugs at School



Source: PRIDE Surveys

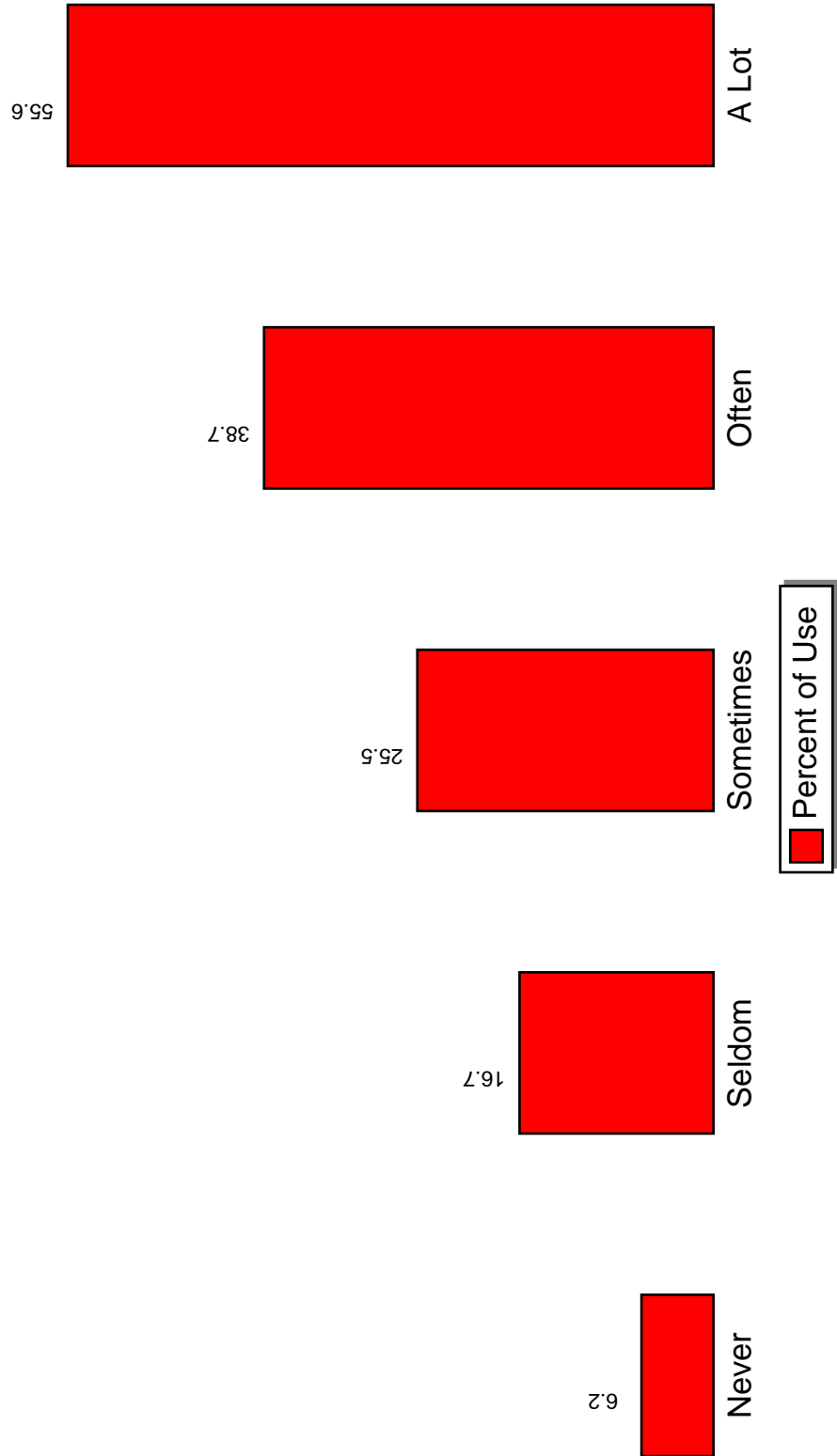


% Students Who Use Illicit Drugs by Buy/Sell Drugs While NOT at School

Source: PRIDE Surveys

% Students Who Use Illicit Drugs by Friends Use Alcohol

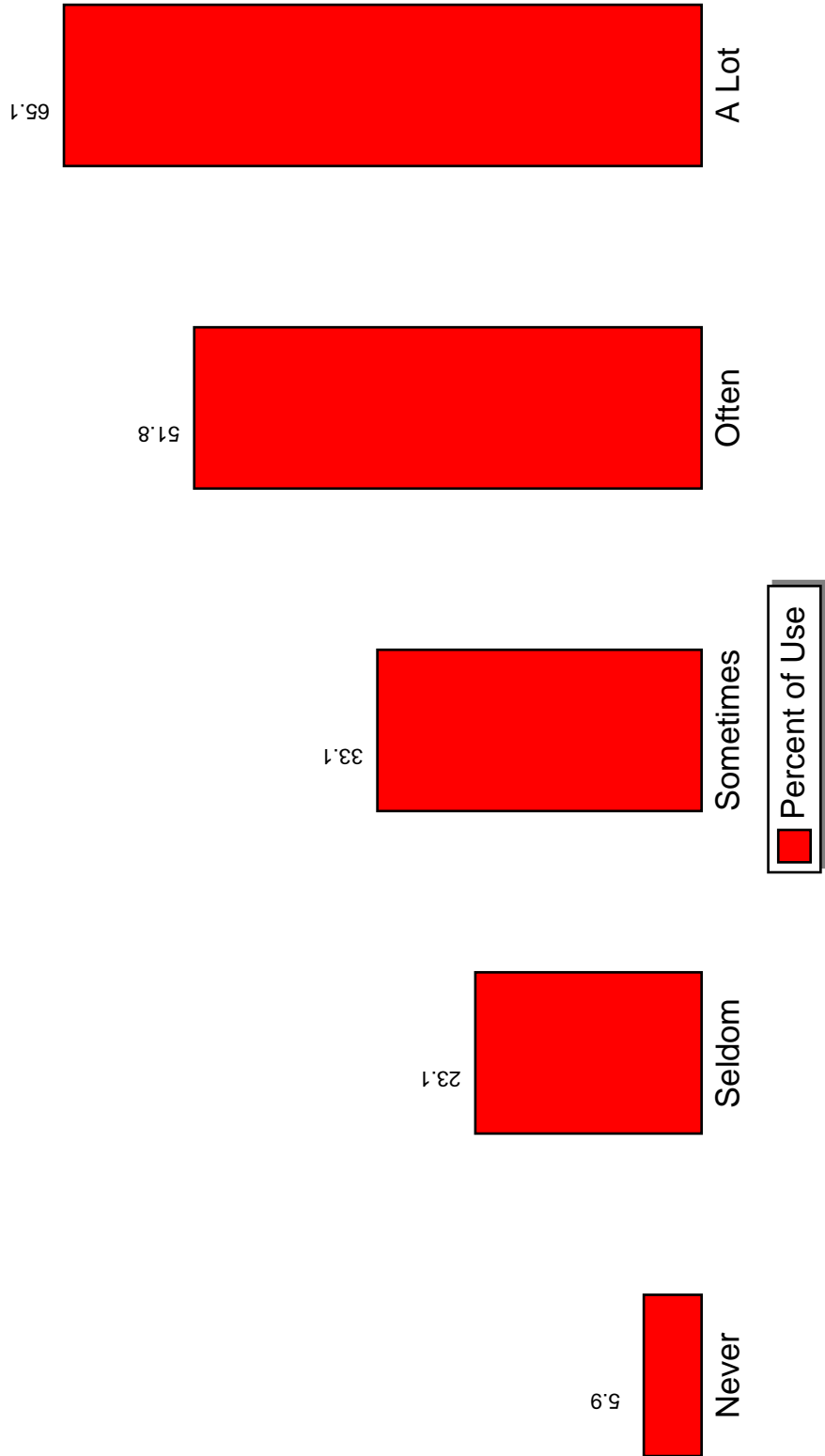
Figure 3.31: % Students Who Use Illicit Drugs by Friends Use Alcohol



Source: PRIDE Surveys

% Students Who Use Illicit Drugs by Friends Use Drugs

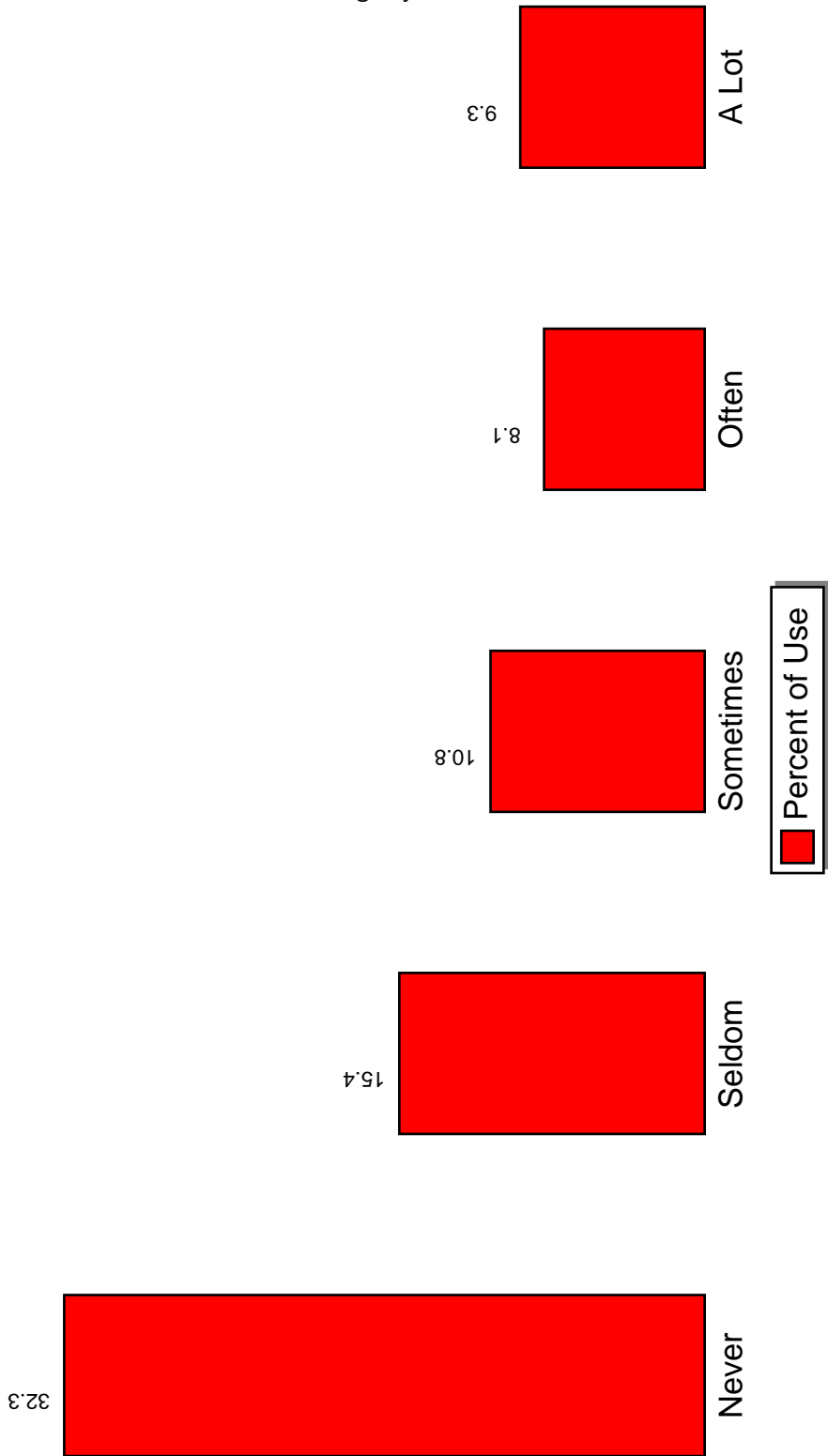
Figure 3.32: % Students Who Use Illicit Drugs by Friends Use Drugs



Source: PRIDE Surveys

Figure 3.33: % Students Who Use Illicit Drugs by Parents Set Rules About TV, Movies, etc.

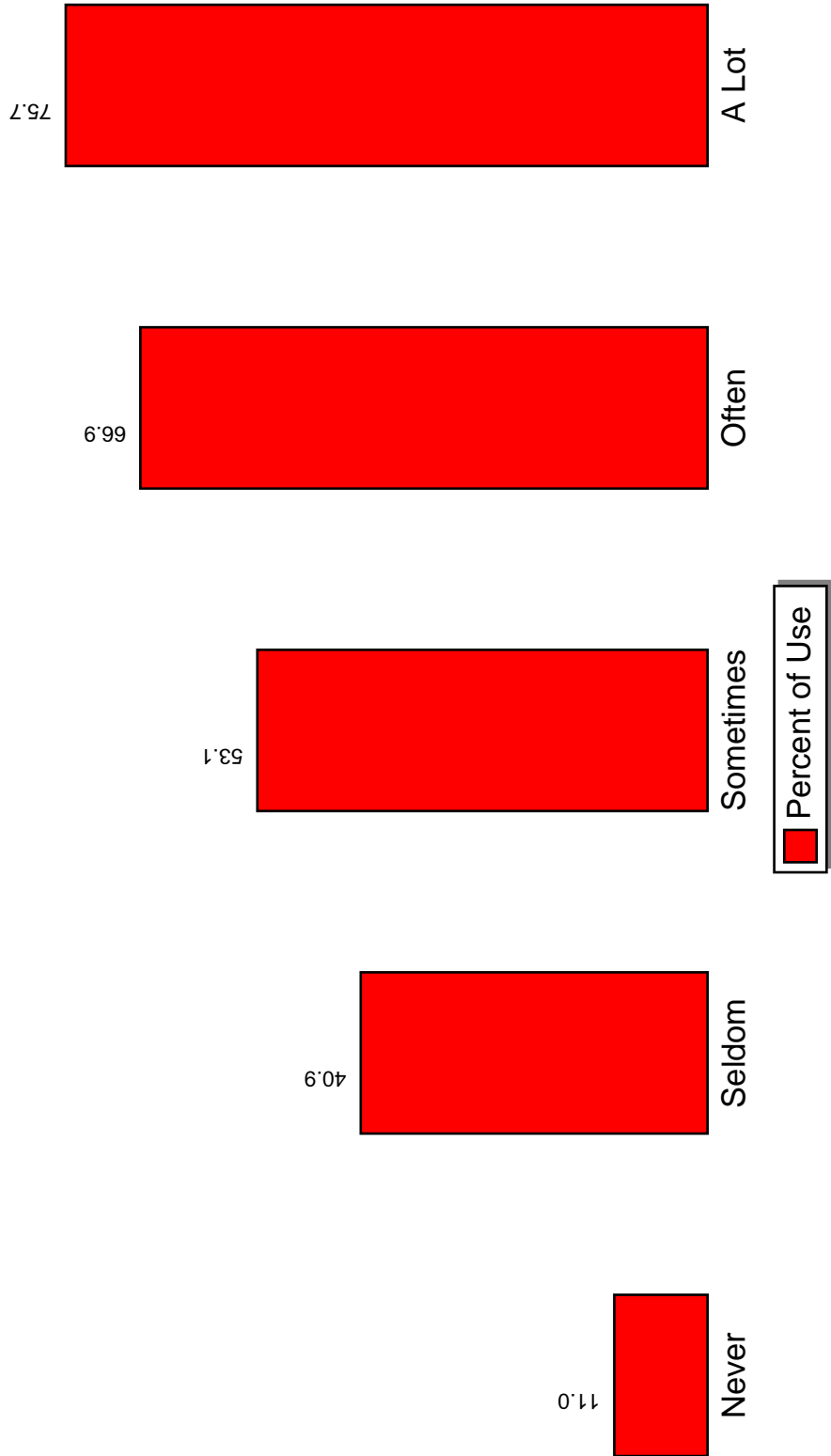
% Students Who Use Illicit Drugs by Parents Set Rules About TV, Movies, etc.



Source: PRIDE Surveys

% Students Who Use Illicit Drugs by Drinking 5 or More Glasses of Alcohol

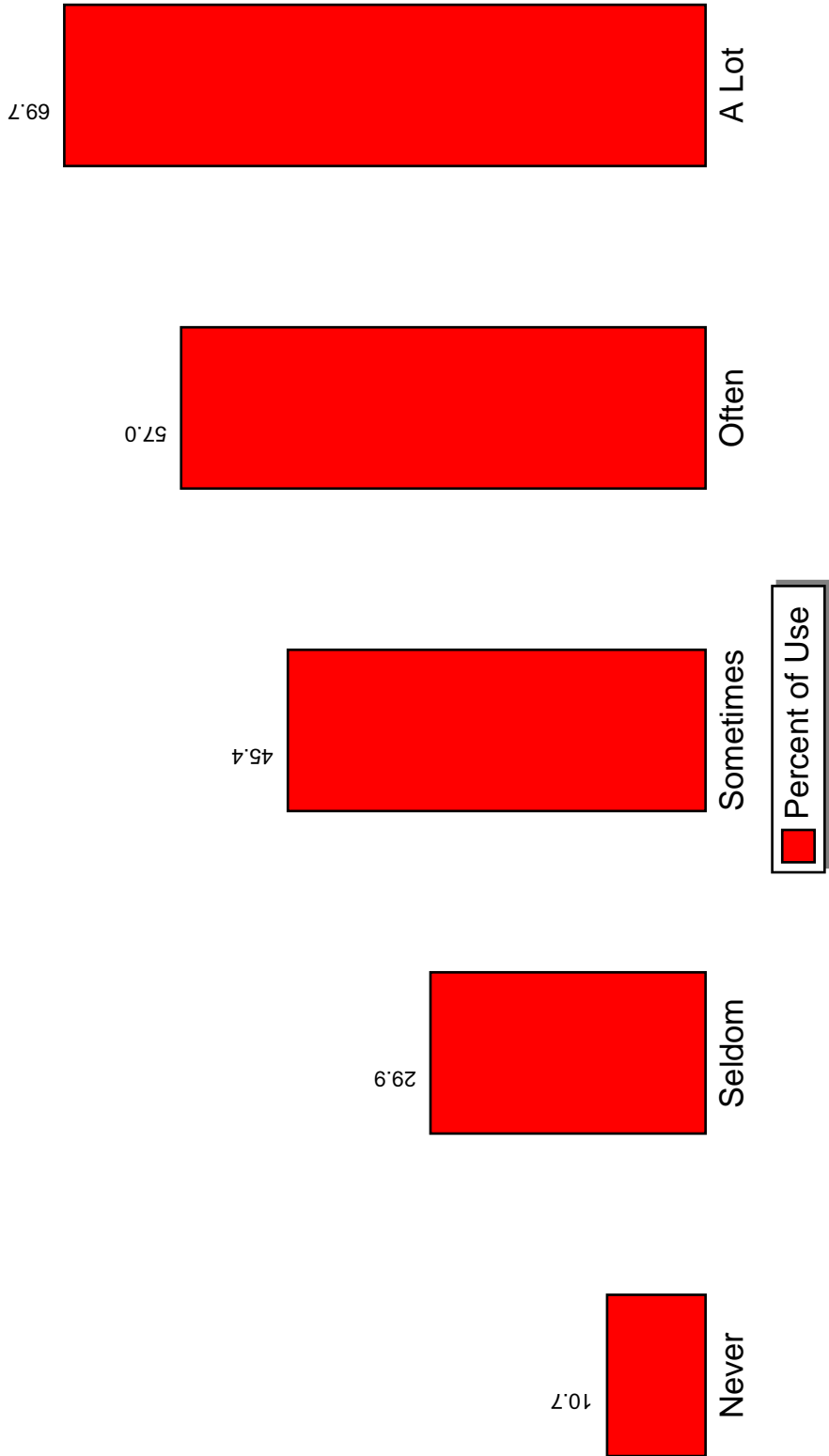
Figure 3.34: % Students Who Use Illicit Drugs by Drinking 5 or More Glasses of Alcohol



Source: PRIDE Surveys

% Students Who Use Illicit Drugs by Skipped School

Figure 3.35: % Students Who Use Illicit Drugs by Skipped School



Source: PRIDE Surveys

Chapter 4

Summary Statistics

The following graphs and tables summarize some of the *Student Information* questions in regards to drug use. These data are calculated by examining specific subsets of your population. For example, a percentage is calculated for students who report carrying a gun and their liquor use. This percentage is calculated as follows:

$$\frac{\text{Number of those reporting carrying a gun to school and claiming to use liquor}}{\text{Number of those reporting carrying a gun and validly responding to the question } *How Often Do You Use Liquor*}$$

The *Ratio* describes the relationship between the groups examined on each graph. For example, in looking at Guns vs No Guns if the cocaine ratio were 5.3 this would mean the percentage of students who report cocaine use was 5.3 times higher for students who report bringing a gun to school compared to those who don't.

4.1 Guns

Total number of students surveyed = 12394

489 students report carrying a gun to school. (4.2% of total responding)

Of the 489 students who report carrying a gun to school,

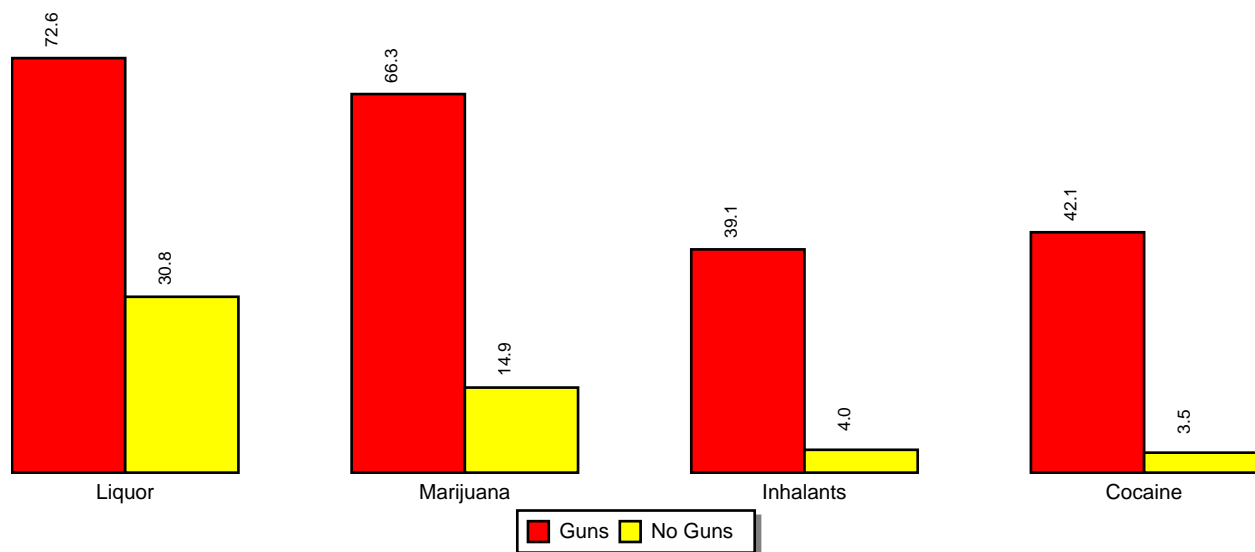
344 report using liquor (72.6%)

311 report using marijuana (66.3%).

182 report using inhalants (39.1%).

200 report using cocaine (42.1%).

Figure 4.1: Drug Use of Students Who Carry Guns vs Students Who Do Not
Drug Use of Students Who Carry Guns vs Students Who Do Not



Source: PRIDE Surveys

Drug	Guns	No Guns	Ratio
Liquor	72.6%	30.8%	2.4
Marijuana	66.3%	14.9%	4.4
Cocaine	42.1%	3.5%	12.0
Inhalants	39.1%	4.0%	9.8
N of Students	489	11118	

4.2 Gangs

Total number of students surveyed = 12394

1295 students report taking part in gang activities, (10.6% of total responding)

Of the 1295 students who report taking part in gang activities,

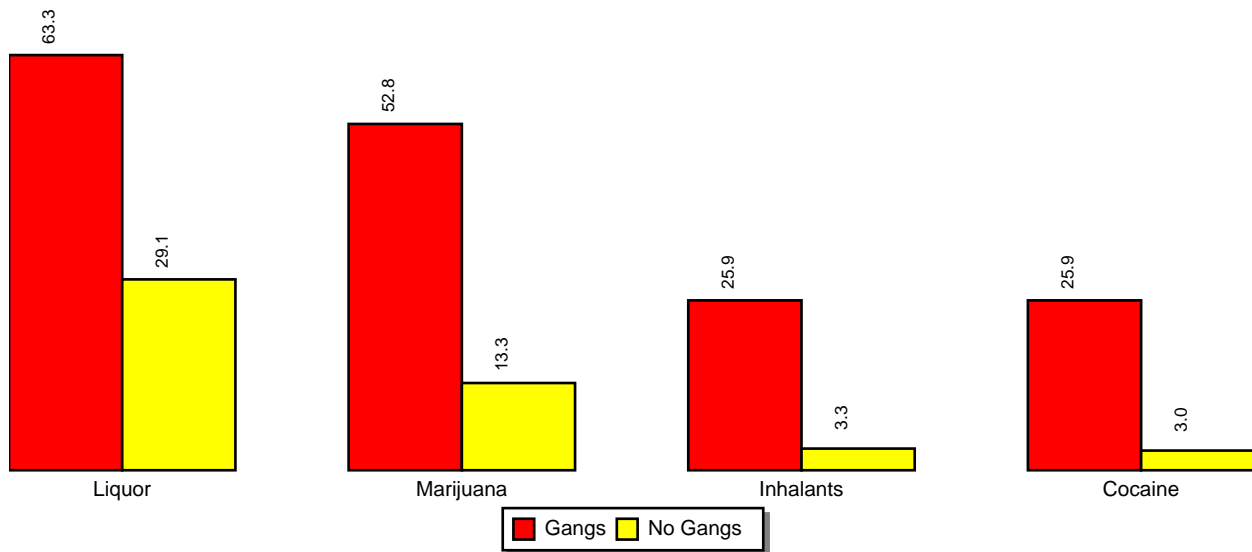
782 report using liquor (63.3%)

648 report using marijuana (52.8%).

317 report using inhalants (25.9%).

318 report using cocaine (25.9%).

Figure 4.2: Drug Use of Students In Gangs vs Students Not In Gangs
 Drug Use of Students In Gangs vs Students Not In Gangs



Source: PRIDE Surveys

Drug	Gangs	No Gangs	Ratio
Liquor	63.3%	29.1%	2.2
Marijuana	52.8%	13.3%	4.0
Cocaine	25.9%	3.0%	8.6
Inhalants	25.9%	3.3%	7.8
N of Students	1295	10930	

4.3 Suicide

Total number of students surveyed = 12394

872 students report thinking *Often* or *A Lot* about committing suicide. (7.1% of total responding)

Of the 872 students thinking *Often* or *A Lot* about committing suicide,

520 report using liquor (61.9%)

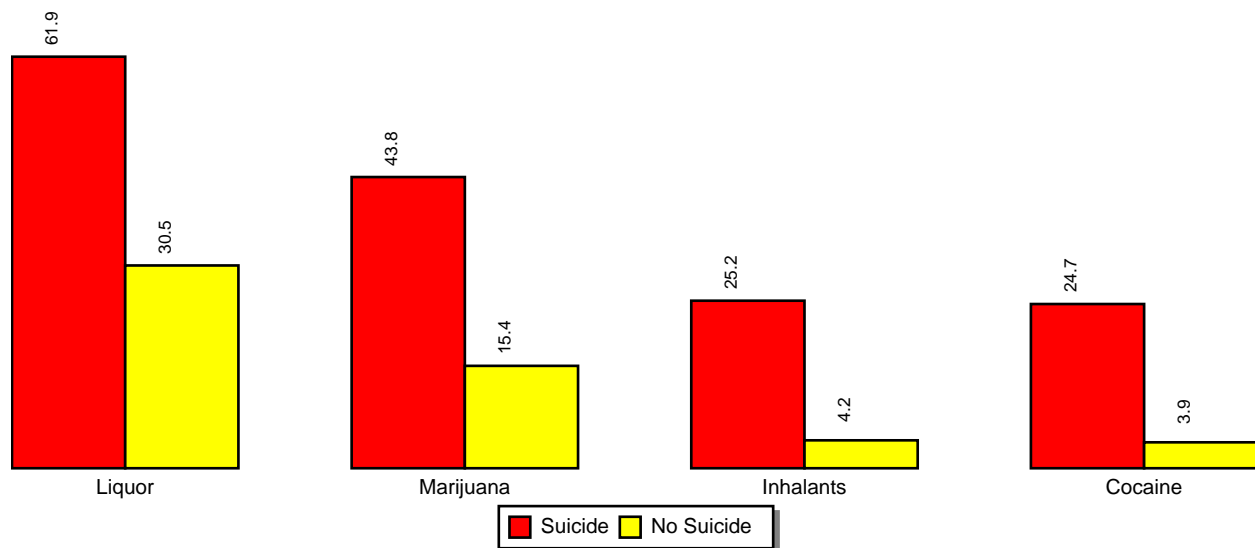
368 report using marijuana (43.8%).

211 report using inhalants (25.2%).

208 report using cocaine (24.7%).

Figure 4.3: Drug Use of Students Who Think of Suicide

Drug Use of Students Who Think of Suicide Often or a Lot vs Students Who Do Not



Source: PRIDE Surveys

Drug	Suicide	No Suicide	Ratio
Liquor	61.9%	30.5%	2.0
Marijuana	43.8%	15.4%	2.8
Cocaine	24.7%	3.9%	6.3
Inhalants	25.2%	4.2%	6.0
N of Students	872	11355	

4.4 Threatening Behaviors

Total number of students surveyed = 12394

4127 students report threatening to harm another student. (35.5% of total responding)

Of the 4127 students who report threatening to harm,

400 report carrying a gun to school (9.8%)

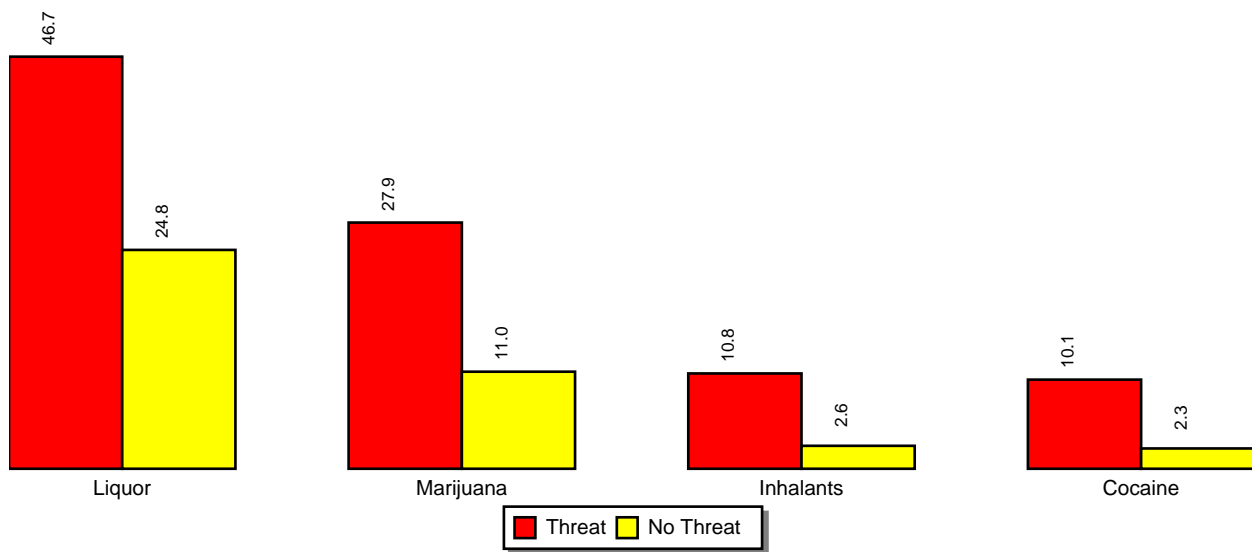
1899 report using liquor (46.7%)

1134 report using marijuana (27.9%).

436 report using inhalants (10.8%).

410 report using cocaine (10.1%).

Figure 4.4: Drug Use of Students Who Threaten vs Students Who Do Not
Drug Use of Students Who Threaten vs Students Who Do Not



Source: PRIDE Surveys

Drug	Threat	No Threat	Ratio
Liquor	46.7%	24.8%	1.9
Marijuana	27.9%	11.0%	2.5
Cocaine	10.1%	2.3%	4.4
Inhalants	10.8%	2.6%	4.2
N of Students	4127	7514	

4.5 Trouble With The Police

Total number of students surveyed = 12394

3117 students report getting in trouble with the police. (25.6% of total responding)

Of the 3117 students who report getting in trouble with the police,

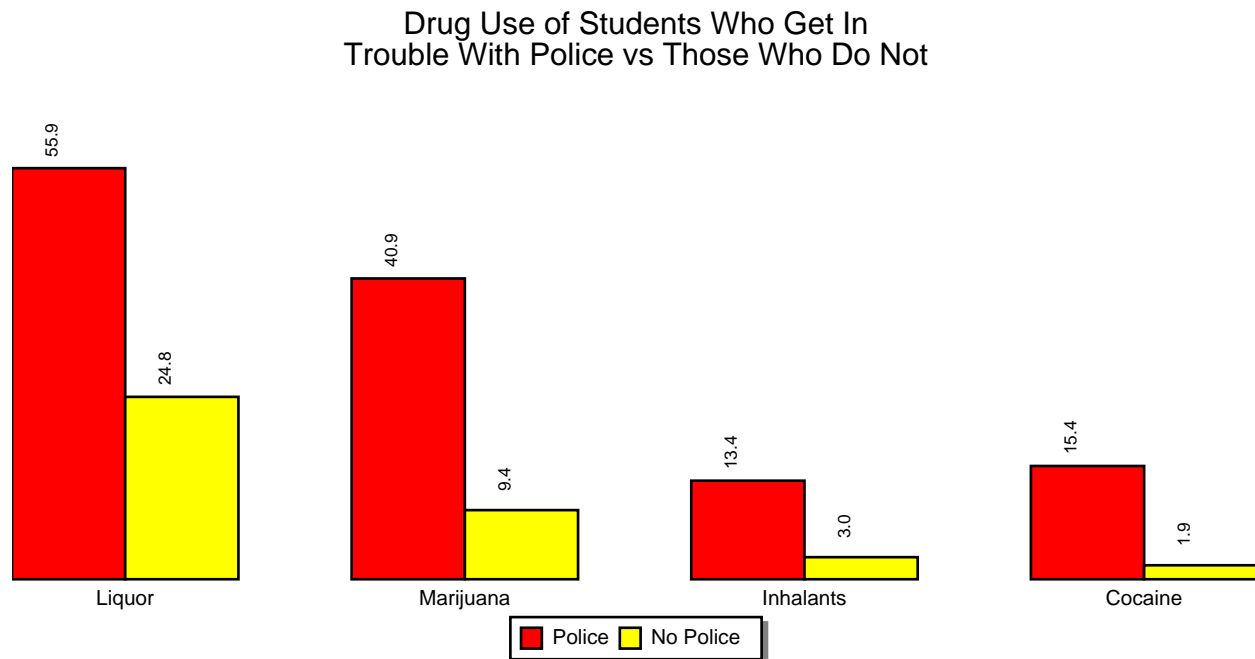
1690 report using liquor (55.9%)

1227 report using marijuana (40.9%).

402 report using inhalants (13.4%).

463 report using cocaine (15.4%).

Figure 4.5: Drug Use of Students Who Get In Trouble With Police vs Those Who Do Not



Drug	Police	No Police	Ratio
Liquor	55.9%	24.8%	2.3
Marijuana	40.9%	9.4%	4.4
Cocaine	15.4%	1.9%	8.1
Inhalants	13.4%	3.0%	4.5
N of Students	3117	9051	

4.6 Personal Safety

Total number of students surveyed = 12394

2664 students report being afraid another student will hurt them at school. (23.1% of total responding)

Of these 2664 students, 229 report carrying a gun to school (8.7%).

2516 students report getting hurt at school. (21.7% of total responding)

Of these 2516 students, 305 report carrying a gun to school (12.3%).

4.7 Risk and Protective Factors

A *risk factor* is any characteristic which researchers have linked to a higher incidence of drug use. A *protective factor* is any characteristic which has been linked to a lower incidence of drug use. The following analysis of local risk and protective factors does not consider any cause and effect, only a *relationship* between student characteristics and drug use. Community, School, Family and Individual risk and protective factors are grouped accordingly and discussed.

4.7.1 Community - Risk Factors

FACTOR	% AT RISK
Join in community activities (<i>Never/Seldom</i>)	55.6%
Attend church or synagogue (<i>Never/Seldom</i>)	21.2%
Take part in gangs (<i>Seldom/Some/Often/A Lot</i>)	10.6%
Substance Availability (<i>Fairly/Very Easy to get</i>)	
Cigarettes	45.6%
Smokeless Tobacco	33.6%
Cigars	34.8%
Beer	48.4%
Wine Coolers	48.4%
Liquor	43.5%
Marijuana	35.2%
Cocaine	21.5%
Uppers	20.1%
Downers	22.2%
Inhalants	30.3%
Hallucinogens	18.4%
Heroin	16.8%
Steroids	18.8%
Ecstasy	21.5%
OxyContin	16.5%

The above survey results show community risk factors. These factors include *low neighborhood attachment* (never or seldom participate in community activities, church or synagogue); *community disorganization and norms favorable toward drug use* (student participation in gangs); and *availability of alcohol and other drugs* (fairly or very easy to get alcohol and other drugs). Note that a higher risk factor indicates an increased probability of involvement in drug use.

4.7.2 Community - Protective Factors

FACTOR	% PROTECTED
Join in community activities (<i>Often/A Lot</i>)	28.5%
Attend church or synagogue (<i>Often/A Lot</i>)	60.9%
Take part in gangs (<i>Never</i>)	89.4%
Substance Availability (<i>Cannot Get</i>)	
Cigarettes	46.2%
Smokeless Tobacco	56.6%
Cigars	54.0%
Beer	41.2%
Wine Coolers	40.7%
Liquor	45.1%
Marijuana	53.9%
Cocaine	63.7%
Uppers	65.8%
Downers	64.4%
Inhalants	60.2%
Hallucinogens	66.8%
Heroin	67.8%
Steroids	67.0%
Ecstasy	64.7%
OxyContin	69.4%

The above survey results show community protective factors. These factors include *supportive networks and social bonds* (participate in community activities, church or synagogue often or a lot); *community organization and norms favorable to support non-use among youth* (never participate in gangs); and *limited availability of alcohol and other drugs* (cannot get alcohol and other drugs). Note that a higher protective factor indicates a decreased probability of involvement in drug use.

4.7.3 School - Risk Factors

FACTOR	% AT RISK
Make good grades (<i>Never/Seldom</i>)	3.6%
Play on school sports teams (<i>Never/Seldom</i>)	49.4%
Join in school activities (<i>Never/Seldom</i>)	43.7%
Trouble at school (<i>Often/A Lot</i>)	8.4%

The above survey results show school risk factors. These factors include *academic failure* (never or seldom make good grades); *low commitment to school* (never or seldom join in school activities or sports teams); and *early anti-social behavior* (get into trouble at school often or a lot).

4.7.4 School - Protective Factors

FACTOR	% PROTECTED
Make good grades (<i>Often/A Lot</i>)	70.4%
Play on school sports teams (<i>Often/A Lot</i>)	36.9%
Join in school activities (<i>Often/A Lot</i>)	40.8%
Trouble at school (<i>Never/Seldom</i>)	70.6%

The above survey results show school protective factors. These factors include *high academic expectations, goal setting and mastery* (make good grades often or a lot); *active involvement in extracurricular activities sponsored by the school* (join in school activities or sports teams often or a lot); and *pro-social development* (never or seldom get into trouble at school).

4.7.5 Family - Risk Factors

FACTOR	% AT RISK
Parents talk about tobacco (<i>Never/Seldom</i>)	44.8%
Parents talk about alcohol (<i>Never/Seldom</i>)	44.2%
Parents talk about drugs (<i>Never/Seldom</i>)	40.9%
Parents set clear rules (<i>Never/Seldom</i>)	10.7%
Parents enforce rules (<i>Never/Seldom</i>)	18.1%

The above survey results show family risk factors. These factors include *weak parental attitudes towards use* (parents never or seldom talk to their children about the harmful effects of using drugs); and *family management problems* (parents never or seldom set clear rules and never or seldom enforce those rules).

4.7.6 Family - Protective Factors

FACTOR	% PROTECTED
Parents talk about tobacco (<i>Often/A Lot</i>)	28.9%
Parents talk about alcohol (<i>Often/A Lot</i>)	29.6%
Parents talk about drugs (<i>Often/A Lot</i>)	33.4%
Parents set clear rules (<i>Often/A Lot</i>)	73.7%
Parents enforce rules (<i>Often/A Lot</i>)	59.4%

The above survey results show family protective factors. These factors include *strong parental attitudes against adolescent drug use* (parents talk to their children about the harmful effects of using drugs often or a lot); *parents' clear expectations of their children* (parents set clear rules often or a lot); and *discipline* (parents punish their children often or a lot when they break the rules).

4.7.7 Individual - Risk Factors

FACTOR	% AT RISK
Threaten students (<i>One or more times</i>)	35.5%
Trouble with police (<i>Seldom/Sometimes/Often/A Lot</i>)	25.6%
Think about suicide (<i>Often/A Lot</i>)	7.1%
Harmful to health (<i>No/Some Harm</i>)	
Cigarettes	15.9%
Smokeless Tobacco	18.0%
Cigars	24.9%
Beer	42.3%
Wine Coolers	58.0%
Liquor	32.8%
Marijuana	20.2%
Cocaine	6.7%
Uppers	11.0%
Downers	15.9%
Inhalants	18.0%
Hallucinogens	9.8%
Heroin	7.2%
Steroids	13.6%
Ecstasy	10.0%
OxyContin	11.1%

The above survey results show individual risk factors. These include *anti-social behavior in early adolescence and rebelliousness* (threaten to harm others and get in trouble with the police); *alienation* (think about suicide often or a lot); and *favorable attitudes towards drug use* (feel drugs are not harmful, sometimes harmful).

4.7.8 Individual - Protective Factors

FACTOR	% PROTECTED
Threaten students (<i>Never</i>)	64.5%
Trouble with police (<i>Never</i>)	74.4%
Think about suicide (<i>Never/Seldom</i>)	85.7%
<hr/>	
Harmful to health (<i>Very Much</i>)	
Cigarettes	54.6%
Smokeless Tobacco	53.0%
Cigars	46.0%
Beer	31.5%
Wine Coolers	23.7%
Liquor	38.3%
Marijuana	63.3%
Cocaine	83.0%
Uppers	71.6%
Downers	62.4%
Inhalants	59.6%
Hallucinogens	73.4%
Heroin	80.4%
Steroids	63.4%
Ecstasy	74.9%
OxyContin	70.2%

The above survey results show individual protective factors. These include *respect for authority* (never threaten to harm students or teachers and never get into trouble with the police); *feeling of belonging, higher respect for self* (think about suicide never or seldom); and *unfavorable attitudes towards drug use* (feel drugs are very much harmful).

Chapter 5

Drug-Free Communities Support Program - OJJDP Required Statistics

The following tables contain data that is requested by the Office of Juvenile Justice and Drug Prevention on the Drug-Free Communities Support Program form. Some of the wording of questions asked by the OJJDP differ somewhat from those asked by the **PRIDE Surveys Questionnaire**. The following is a list of the OJJDP requested statistics and their **PRIDE Surveys** equivalent. The **PRIDE Surveys Questionnaire** can be used to reliably measure and monitor change in all of these areas.

30-Day Use The question *How often do you use* is used to measure this statistic by reporting the percentage of students who report using *Once a Month* or more often.

Perception of Risk The question *Do you feel the following drugs are harmful to your health* is used to measure this statistic by reporting the percentage of students who report that using the drug is *Harmful* or *Very Harmful* to their health.

Perception of Disapproval The question *Would your parents disapprove of you...* and *Would your friends disapprove of you...* are used to measure this statistic by reporting the percentage of students who report that parents/friends would *Disapprove* or *Strongly Disapprove* of using tobacco, alcohol and marijuana.

Age of Onset The question *At what age did you first use...* is used to measure this statistic. The possible responses to this question range from *8 or Under* to *17 or Older*. The table shows the age range that represents the average category score for this question of those students who answered the question with a response other than *Never Used*.

5.1 Monthly Use

Table 5.1: Monthly Use of Alcohol

Grade Level	N of Valid	N of Miss	Percent of Use
6th	1746	25	5.4
7th	2109	48	11.7
8th	2150	59	17.1
9th	1715	31	25.4
10th	1668	28	30.3
11th	1455	30	35.9
12th	1309	21	41.9
Jr Hi	6005	132	11.8
Sr Hi	6147	110	32.7
Total	12152	242	22.4

Table 5.2: Monthly Use of Tobacco

Grade Level	N of Valid	N of Miss	Percent of Use
6th	1752	19	2.9
7th	2117	40	5.4
8th	2152	57	9.0
9th	1724	22	13.5
10th	1673	23	17.3
11th	1459	26	22.2
12th	1310	20	24.6
Jr Hi	6021	116	5.9
Sr Hi	6166	91	18.9
Total	12187	207	12.5

Table 5.3: Monthly Use of Marijuana

Grade Level	N of Valid	N of Miss	Percent of Use
6th	1724	47	2.1
7th	2078	79	4.8
8th	2123	86	7.7
9th	1707	39	13.3
10th	1648	48	15.5
11th	1445	40	18.2
12th	1306	24	17.6
Jr Hi	5925	212	5.1
Sr Hi	6106	151	16.0
Total	12031	363	10.6

5.2 Perception of Risk

Table 5.4: Perception of Risk of Alcohol

Grade Level	N of Valid	N of Miss	Harmful or Very Harmful
6th	1736	35	81.5
7th	2109	48	79.8
8th	2158	51	71.6
9th	1713	33	68.8
10th	1667	29	64.8
11th	1461	24	66.3
12th	1311	19	64.6
Jr Hi	6003	134	77.4
Sr Hi	6152	105	66.2
Total	12155	239	71.7

Table 5.5: Perception of Risk of Tobacco

Grade Level	N of Valid	N of Miss	Harmful or Very Harmful
6th	1738	33	94.0
7th	2116	41	90.5
8th	2158	51	89.1
9th	1717	29	87.5
10th	1666	30	89.3
11th	1461	24	88.1
12th	1308	22	88.5
Jr Hi	6012	125	91.0
Sr Hi	6152	105	88.3
Total	12164	230	89.6

Table 5.6: Perception of Risk of Marijuana

Grade Level	N of Valid	N of Miss	Harmful or Very Harmful
6th	1714	57	93.2
7th	2081	76	88.9
8th	2130	79	83.8
9th	1702	44	76.0
10th	1652	44	71.2
11th	1449	36	69.1
12th	1299	31	68.4
Jr Hi	5925	212	88.3
Sr Hi	6102	155	71.5
Total	12027	367	79.8

5.3 Perception of Disapproval

Table 5.7: Perception of Parents Disapproval of Tobacco

Grade Level	N of Valid	N of Miss	Disapprove or Strongly Disapprove
6th	1626	145	80.9
7th	1978	179	79.1
8th	2022	187	81.2
9th	1599	147	79.7
10th	1569	127	83.2
11th	1349	136	79.4
12th	1239	91	80.2
Jr Hi	5626	511	80.4
Sr Hi	5756	501	80.7
Total	11382	1012	80.5

Table 5.8: Perception of Parents Disapproval of Alcohol

Grade Level	N of Valid	N of Miss	Disapprove or Strongly Disapprove
6th	1626	145	80.2
7th	1980	177	76.5
8th	2014	195	78.1
9th	1607	139	73.4
10th	1563	133	76.0
11th	1356	129	73.3
12th	1241	89	71.5
Jr Hi	5620	517	78.1
Sr Hi	5767	490	73.7
Total	11387	1007	75.9

Table 5.9: Perception of Parents Disapproval of Marijuana

Grade Level	N of Valid	N of Miss	Disapprove or Strongly Disapprove
6th	1630	141	81.6
7th	1975	182	79.4
8th	2011	198	81.9
9th	1611	135	81.6
10th	1563	133	84.6
11th	1348	137	82.7
12th	1243	87	85.8
Jr Hi	5616	521	80.9
Sr Hi	5765	492	83.6
Total	11381	1013	82.3

Table 5.10: Perception of Friends Disapproval of Tobacco

Grade Level	N of Valid	N of Miss	Disapprove or Strongly Disapprove
6th	1610	161	67.2
7th	1932	225	60.6
8th	1980	229	56.3
9th	1590	156	51.6
10th	1554	142	49.7
11th	1337	148	48.3
12th	1234	96	47.6
Jr Hi	5522	615	61.0
Sr Hi	5715	542	49.4
Total	11237	1157	55.1

Table 5.11: Perception of Friends Disapproval of Alcohol

Grade Level	N of Valid	N of Miss	Disapprove or Strongly Disapprove
6th	1610	161	65.4
7th	1939	218	57.4
8th	1985	224	50.6
9th	1587	159	41.7
10th	1563	133	38.7
11th	1343	142	37.2
12th	1235	95	33.9
Jr Hi	5534	603	57.3
Sr Hi	5728	529	38.2
Total	11262	1132	47.6

Table 5.12: Perception of Friends Disapproval of Marijuana

Grade Level	N of Valid	N of Miss	Disapprove or Strongly Disapprove
6th	1612	159	68.8
7th	1936	221	61.8
8th	1991	218	57.7
9th	1590	156	53.5
10th	1560	136	51.9
11th	1339	146	51.3
12th	1237	93	54.0
Jr Hi	5539	598	62.4
Sr Hi	5726	531	52.6
Total	11265	1129	57.4

5.4 Age of First Use

Table 5.13: When did you first use any alcohol?

Grade Level	N of Valid	N of Miss	Avg Cat Score	Rounded Cat Score	Avg Age Cat
6th	1740	29	3.661	4	10
7th	2080	75	4.402	4	10
8th	2147	63	4.950	5	11
9th	1688	51	5.715	6	12
10th	1583	50	6.259	6	12
11th	1244	123	6.299	6	12
12th	1063	164	6.308	6	12
Jr Hi	5967	167	4.514	5	11
Sr Hi	5578	388	6.120	6	12
Total	11545	555	5.483	5	11

Table 5.14: When did you first use any tobacco?

Grade Level	N of Valid	N of Miss	Avg Cat Score	Rounded Cat Score	Avg Age Cat
6th	1743	27	3.451	3	9
7th	2079	71	4.337	4	10
8th	2152	63	4.909	5	11
9th	1690	45	5.834	6	12
10th	1629	49	6.306	6	12
11th	1322	86	6.163	6	12
12th	1163	106	6.031	6	12
Jr Hi	5974	161	4.490	4	10
Sr Hi	5804	286	6.092	6	12
Total	11778	447	5.577	6	12

Table 5.15: When did you first use marijuana?

Grade Level	N of Valid	N of Miss	Avg Cat Score	Rounded Cat Score	Avg Age Cat
6th	1732	39	4.140	4	10
7th	2065	92	5.562	6	12
8th	2132	77	5.776	6	12
9th	1674	72	6.575	7	13
10th	1642	54	7.527	8	14
11th	1413	72	7.644	8	14
12th	1291	39	8.369	8	14
Jr Hi	5929	208	5.533	6	12
Sr Hi	6020	237	7.589	8	14
Total	11949	445	7.148	7	13

Chapter 6

Percentage Tables

This chapter contains your school survey results in tabular form. Each table corresponds to an item on the questionnaire. The tables contain percentage data by grade level, *Junior High* (grades 6 through 8), *Senior High* (grades 9 through 12), and *Total*. The *N of Valid* column contains the number of students responding to the item and the *N of Missing* column contains the number of students not responding to the item. The remaining columns contain the percentages of students responding to the particular response categories.

The percentage tables of the report appear in the same order as corresponding questions on the questionnaire. The Table of Contents contains the percentage tables by section and gives the page number where each section is located. The List of Tables contains the location of each individual table.

The last section of tables presents the frequency of drug use *How Often Do You Use* data with the categories *collapsed* as follows:

- Daily Use – Every Day
- Weekly Use – Once/Week + 3 Times/Week + Every Day
- Monthly Use – Once/Month + Twice/Month + Once/Week + 3 Times/Week + Every Day
- Annual Use – Once/Year + 6 Times/Year + Once/Month + Twice/Month + Once/Week + 3 Times/Week + Every Day

Three additional drug use categories have been created for the question *How Often Do You Use* by combining the existing data. A *Tobacco Use* category was created by looking at the responses on each questionnaire on the tobacco categories and taking the highest value as the value for *Tobacco Use*. The *Alcohol Use* category was created by looking at the responses on each questionnaire on the alcohol categories. The category of *Illicit Drug Use* was created in the same way by looking at the illicit drug categories. Therefore, the *Tobacco Use* category represents any tobacco use regardless of the type of tobacco, the *Alcohol Use* category represents any alcohol use regardless of the type of alcohol and the *Illicit Drug Use* category represents any illicit drug use regardless of the type of drug.

6.1 Personal & Family Information

Table 6.1: Ethnic Origin

Grade Level	N of Valid	N of Miss	White	African American	Hispanic Latino	Asian Paclslndr	Native American	Mixed Origin	Other
6th	1733	38	40.4	17.6	17.9	11.4	1.0	8.4	3.3
7th	2119	38	33.8	27.0	19.0	9.5	1.0	6.5	3.2
8th	2155	54	33.7	27.2	19.5	9.0	0.7	6.5	3.3
9th	1705	41	34.7	28.1	18.8	8.1	0.8	6.0	3.6
10th	1669	27	36.4	27.9	18.2	8.7	0.9	4.9	3.1
11th	1472	13	36.7	28.5	16.1	10.1	0.7	5.1	2.9
12th	1312	18	37.9	29.3	15.8	9.9	0.6	3.7	2.8
Jr Hi	6007	130	35.7	24.4	18.9	9.9	0.9	7.1	3.3
Sr Hi	6158	99	36.3	28.4	17.3	9.1	0.8	5.0	3.1
Total	12165	229	36.0	26.4	18.1	9.5	0.8	6.0	3.2

Table 6.2: Sex

Grade Level	N of Valid	N of Miss	Male	Female
6th	1710	61	48.9	51.1
7th	2070	87	47.6	52.4
8th	2077	132	48.9	51.1
9th	1655	91	49.3	50.7
10th	1607	89	50.5	49.5
11th	1397	88	49.7	50.3
12th	1264	66	47.6	52.4
Jr Hi	5857	280	48.4	51.6
Sr Hi	5923	334	49.4	50.6
Total	11780	614	48.9	51.1

Table 6.3: Age

Grade Level	N of Valid	N of Miss	-10	11	12	13	14	15	16	17	18	19+
6th	1761	10	0.5	32.5	58.7	7.2	0.3	0.1	0.1	0.1	0.0	0.7
7th	2143	14	0.0	0.2	28.9	62.5	7.3	0.8	0.1	0.0	0.0	0.2
8th	2197	12	0.0	0.0	0.3	33.0	57.6	8.1	0.6	0.1	0.0	0.1
9th	1734	12	0.1	0.0	0.0	0.1	30.0	60.6	8.0	0.9	0.2	0.2
10th	1688	8	0.0	0.0	0.1	0.0	0.1	29.6	62.0	7.5	0.7	0.2
11th	1479	6	0.1	0.1	0.0	0.0	0.1	0.3	31.4	61.8	5.7	0.4
12th	1329	1	0.5	0.1	0.0	0.1	0.1	0.1	0.6	33.0	58.5	7.1
Jr Hi	6101	36	0.2	9.4	27.2	35.9	23.4	3.2	0.3	0.0	0.0	0.3
Sr Hi	6230	27	0.2	0.0	0.0	0.0	8.4	25.0	26.6	24.0	14.1	1.7
Total	12331	63	0.2	4.7	13.5	17.8	15.8	14.2	13.6	12.1	7.1	1.0

Table 6.4: Do you live with:

Grade Level	N of Valid	N of Miss	Both Parents	Mother Only	Father Only	Mother & Stepfather	Father & Stepmother	Other
6th	1753	18	71.7	11.5	1.4	8.6	1.7	5.2
7th	2136	21	63.6	16.1	1.8	11.3	2.0	5.2
8th	2181	28	62.3	17.1	2.2	11.4	1.8	5.2
9th	1728	18	59.2	18.8	2.4	11.6	2.1	6.0
10th	1677	19	59.0	19.4	2.9	11.0	2.8	4.9
11th	1470	15	59.4	17.6	3.3	11.2	2.0	6.5
12th	1325	5	58.7	18.6	2.5	9.4	3.1	7.7
Jr Hi	6070	67	65.5	15.1	1.8	10.6	1.8	5.2
Sr Hi	6200	57	59.1	18.6	2.7	10.9	2.5	6.2
Total	12270	124	62.2	16.9	2.3	10.7	2.2	5.7

Table 6.5: Do you have a job?

Grade Level	N of Valid	N of Miss	Yes, Full-time	Yes, Part-time	No
6th	1724	47	1.7	7.9	90.4
7th	2113	44	1.0	11.3	87.6
8th	2133	76	1.0	12.0	87.0
9th	1681	65	1.4	10.4	88.3
10th	1640	56	2.5	19.0	78.5
11th	1435	50	2.4	32.2	65.4
12th	1283	47	5.5	43.3	51.1
Jr Hi	5970	167	1.2	10.6	88.2
Sr Hi	6039	218	2.8	24.9	72.3
Total	12009	385	2.0	17.8	80.2

Table 6.6: Does your father have a job?

Grade Level	N of Valid	N of Miss	Yes, Full-time	Yes, Part-time	No
6th	1675	96	83.0	11.8	5.2
7th	1986	171	83.5	10.5	5.9
8th	1998	211	84.5	8.4	7.1
9th	1583	163	86.3	6.3	7.5
10th	1537	159	87.4	4.7	7.9
11th	1385	100	87.7	4.5	7.8
12th	1221	109	87.1	3.4	9.6
Jr Hi	5659	478	83.7	10.1	6.1
Sr Hi	5726	531	87.1	4.8	8.1
Total	11385	1009	85.4	7.5	7.1

Table 6.7: Does your mother have a job?

Grade Level	N of Valid	N of Miss	Yes, Full-time	Yes, Part-time	No
6th	1661	110	52.5	22.8	24.7
7th	2018	139	58.0	19.0	22.9
8th	2068	141	59.9	16.4	23.6
9th	1623	123	62.4	15.8	21.8
10th	1593	103	66.1	13.6	20.3
11th	1385	100	65.6	12.3	22.1
12th	1262	68	66.9	10.2	22.9
Jr Hi	5747	390	57.1	19.2	23.7
Sr Hi	5863	394	65.1	13.2	21.7
Total	11610	784	61.2	16.1	22.7

Table 6.8: What is the educational level of your father?

Grade Level	N of Valid	N of Miss	Some High School	High School Graduate	Some College	College Graduate
6th	1506	265	10.3	14.5	14.1	61.1
7th	1834	323	11.1	20.3	15.2	53.4
8th	1854	355	15.2	20.8	15.6	48.4
9th	1472	274	14.0	24.2	14.1	47.8
10th	1446	250	13.0	22.6	16.3	48.1
11th	1300	185	12.1	22.5	17.2	48.3
12th	1165	165	11.8	23.8	18.3	46.1
Jr Hi	5194	943	12.3	18.8	15.0	53.9
Sr Hi	5383	874	12.8	23.3	16.3	47.6
Total	10577	1817	12.6	21.1	15.7	50.7

Table 6.9: What is the educational level of your mother?

Grade Level	N of Valid	N of Miss	Some High School	High School Graduate	Some College	College Graduate
6th	1528	243	9.2	15.5	16.3	59.0
7th	1908	249	11.2	20.4	18.0	50.4
8th	1953	256	12.5	21.4	19.2	46.9
9th	1559	187	13.0	22.5	19.2	45.3
10th	1532	164	12.3	21.4	19.8	46.5
11th	1343	142	12.5	20.3	21.6	45.6
12th	1222	108	12.0	22.2	23.0	42.8
Jr Hi	5389	748	11.1	19.4	17.9	51.6
Sr Hi	5656	601	12.5	21.6	20.8	45.2
Total	11045	1349	11.8	20.5	19.4	48.3

6.2 Student Characteristics

Table 6.10: Do you make good grades?

Grade Level	N of Valid	N of Miss	Never	Seldom	Sometimes	Often	A Lot
6th	1768	3	1.1	2.1	22.9	34.7	39.2
7th	2150	7	0.8	1.8	27.6	36.2	33.6
8th	2192	17	0.9	2.3	27.2	38.7	30.9
9th	1740	6	2.2	3.4	28.2	39.7	26.5
10th	1690	6	1.2	2.4	28.0	42.0	26.3
11th	1482	3	1.3	2.4	23.8	39.6	32.9
12th	1327	3	1.5	1.8	22.6	41.5	32.6
Jr Hi	6110	27	0.9	2.1	26.1	36.6	34.3
Sr Hi	6239	18	1.6	2.6	25.9	40.7	29.3
Total	12349	45	1.2	2.3	26.0	38.7	31.7

Table 6.11: Do you get into trouble at school?

Grade Level	N of Valid	N of Miss	Never	Seldom	Sometimes	Often	A Lot
6th	1756	15	29.6	36.8	24.4	5.1	4.2
7th	2141	16	28.4	32.8	27.7	7.0	4.1
8th	2191	18	27.7	34.5	27.5	7.0	3.3
9th	1737	9	35.2	35.2	20.6	5.8	3.2
10th	1681	15	40.2	36.6	17.2	3.7	2.4
11th	1478	7	45.9	34.9	13.5	3.2	2.6
12th	1326	4	49.6	37.0	8.9	2.6	2.0
Jr Hi	6088	49	28.5	34.5	26.7	6.4	3.8
Sr Hi	6222	35	42.1	35.9	15.5	3.9	2.6
Total	12310	84	35.4	35.2	21.0	5.2	3.2

Table 6.12: Do you take part in school sports teams?

Grade Level	N of Valid	N of Miss	Never	Seldom	Sometimes	Often	A Lot
6th	1656	115	52.4	9.5	12.3	10.0	15.8
7th	2094	63	33.1	11.1	16.3	13.1	26.3
8th	2128	81	33.8	11.9	16.4	13.1	24.8
9th	1694	52	33.5	13.3	13.3	11.0	28.9
10th	1649	47	36.3	10.6	10.9	9.9	32.3
11th	1446	39	38.4	11.0	13.0	8.6	29.0
12th	1295	35	40.5	13.5	11.7	11.0	23.2
Jr Hi	5878	259	38.8	11.0	15.2	12.2	22.8
Sr Hi	6084	173	36.9	12.0	12.3	10.2	28.6
Total	11962	432	37.8	11.5	13.7	11.2	25.7

Table 6.13: Do you take part in school activities such as band, clubs, etc?

Grade Level	N of Valid	N of Miss	Never	Seldom	Sometimes	Often	A Lot
6th	1739	32	26.2	8.1	15.1	17.8	32.8
7th	2141	16	33.9	13.1	14.8	14.3	23.9
8th	2185	24	36.5	12.5	15.4	13.6	22.0
9th	1728	18	35.9	13.9	15.5	13.4	21.2
10th	1681	15	32.1	11.5	15.9	14.2	26.3
11th	1475	10	27.5	12.3	15.7	17.4	27.3
12th	1321	9	25.4	12.9	16.5	15.6	29.7
Jr Hi	6065	72	32.6	11.4	15.1	15.1	25.8
Sr Hi	6205	52	30.6	12.7	15.9	15.0	25.8
Total	12270	124	31.6	12.1	15.5	15.0	25.8

Table 6.14: Do you take part in community activities such as scouts, rec. teams, youth clubs, etc?

Grade Level	N of Valid	N of Miss	Never	Seldom	Sometimes	Often	A Lot
6th	1730	41	38.4	12.1	12.9	12.8	23.9
7th	2121	36	43.2	14.4	15.3	11.2	15.9
8th	2170	39	43.8	14.0	15.4	12.3	14.6
9th	1725	21	41.2	16.3	16.8	11.8	13.9
10th	1670	26	42.9	16.0	14.6	11.4	15.0
11th	1476	9	37.6	15.9	17.5	14.1	15.0
12th	1320	10	35.3	15.8	20.5	14.2	14.2
Jr Hi	6021	116	42.0	13.6	14.6	12.0	17.7
Sr Hi	6191	66	39.6	16.0	17.2	12.7	14.5
Total	12212	182	40.8	14.8	15.9	12.4	16.1

Table 6.15: Do you attend church, synagogue, etc.?

Grade Level	N of Valid	N of Miss	Never	Seldom	Sometimes	Often	A Lot
6th	1727	44	9.1	8.2	15.5	18.5	48.6
7th	2119	38	9.8	8.3	18.4	19.0	44.6
8th	2161	48	11.3	8.5	17.7	20.3	42.2
9th	1717	29	11.8	9.1	19.5	19.8	39.8
10th	1665	31	12.0	11.4	18.1	18.4	40.1
11th	1466	19	12.3	12.0	18.8	18.8	38.1
12th	1317	13	14.9	12.5	17.5	19.7	35.4
Jr Hi	6007	130	10.2	8.3	17.3	19.3	44.9
Sr Hi	6165	92	12.6	11.1	18.5	19.2	38.5
Total	12172	222	11.4	9.7	17.9	19.2	41.7

Table 6.16: Have you threatened to harm a teacher?

Grade Level	N of Valid	N of Miss	Never	Seldom	Sometimes	Often	A Lot
6th	1715	56	94.7	2.3	1.6	0.4	0.9
7th	2096	61	91.4	4.8	2.3	0.6	0.9
8th	2138	71	89.6	5.5	2.0	1.0	2.0
9th	1702	44	89.2	5.3	2.6	1.2	1.6
10th	1638	58	90.0	5.3	2.2	1.0	1.5
11th	1454	31	88.2	5.5	3.2	1.1	1.9
12th	1313	17	90.1	4.7	2.2	1.2	1.8
Jr Hi	5949	188	91.7	4.3	2.0	0.7	1.3
Sr Hi	6107	150	89.4	5.2	2.6	1.1	1.7
Total	12056	338	90.5	4.8	2.3	0.9	1.5

Table 6.17: Have you threatened to harm one or both of your parents, guardians, etc.?

Grade Level	N of Valid	N of Miss	Never	Seldom	Sometimes	Often	A Lot
6th	1751	20	94.2	3.3	1.0	0.5	1.1
7th	2139	18	91.7	5.0	2.0	0.6	0.8
8th	2185	24	90.3	5.1	2.2	1.1	1.3
9th	1731	15	87.9	6.6	2.8	1.3	1.3
10th	1681	15	88.0	6.1	2.8	1.2	1.8
11th	1474	11	88.7	5.2	3.5	1.2	1.3
12th	1322	8	89.0	6.6	2.5	0.8	1.2
Jr Hi	6075	62	91.9	4.5	1.8	0.7	1.1
Sr Hi	6208	49	88.4	6.2	2.9	1.2	1.4
Total	12283	111	90.1	5.3	2.3	1.0	1.2

Table 6.18: Do your parents talk with you about the problems of tobacco use?

Grade Level	N of Valid	N of Miss	Never	Seldom	Sometimes	Often	A Lot
6th	1754	17	18.2	16.6	28.2	18.0	19.0
7th	2132	25	18.2	17.6	27.9	16.8	19.5
8th	2181	28	22.2	18.1	27.7	16.5	15.5
9th	1734	12	26.9	22.7	25.5	13.4	11.5
10th	1683	13	28.6	21.3	25.0	14.1	10.9
11th	1469	16	28.8	23.1	25.9	12.6	9.6
12th	1325	5	33.4	25.4	22.8	10.3	8.0
Jr Hi	6067	70	19.7	17.5	27.9	17.0	17.9
Sr Hi	6211	46	29.2	23.0	24.9	12.8	10.2
Total	12278	116	24.5	20.3	26.4	14.9	14.0

Table 6.19: Do your parents talk with you about the problems of alcohol use?

Grade Level	N of Valid	N of Miss	Never	Seldom	Sometimes	Often	A Lot
6th	1752	19	18.3	17.6	27.6	17.6	18.8
7th	2138	19	19.1	18.1	26.3	16.9	19.6
8th	2181	28	22.8	18.5	26.5	16.8	15.4
9th	1736	10	26.2	21.9	26.3	13.9	11.6
10th	1682	14	28.3	21.3	25.2	14.3	10.8
11th	1472	13	28.2	20.2	26.7	15.0	9.9
12th	1323	7	29.5	25.3	24.3	11.9	9.0
Jr Hi	6071	66	20.2	18.1	26.8	17.1	17.8
Sr Hi	6213	44	27.9	22.1	25.7	13.9	10.4
Total	12284	110	24.1	20.1	26.2	15.5	14.1

Table 6.20: Do your parents talk with you about the problems of drug use?

Grade Level	N of Valid	N of Miss	Never	Seldom	Sometimes	Often	A Lot
6th	1746	25	16.0	15.6	26.9	18.2	23.2
7th	2141	16	16.6	16.1	27.2	17.0	23.1
8th	2178	31	20.1	17.3	25.6	17.9	19.2
9th	1731	15	23.7	22.1	24.8	15.4	14.0
10th	1686	10	25.4	21.1	24.5	14.9	14.2
11th	1470	15	25.4	21.2	25.4	15.4	12.7
12th	1323	7	28.6	23.4	24.9	11.9	11.2
Jr Hi	6065	72	17.7	16.4	26.6	17.6	21.7
Sr Hi	6210	47	25.6	21.9	24.9	14.5	13.1
Total	12275	119	21.7	19.2	25.7	16.1	17.4

Table 6.21: Do your teachers talk with you about the problems of alcohol use?

Grade Level	N of Valid	N of Miss	Never	Seldom	Sometimes	Often	A Lot
6th	1735	36	21.8	23.0	28.0	15.2	12.0
7th	2123	34	15.7	18.7	28.3	19.3	18.0
8th	2177	32	26.3	23.2	27.3	15.2	7.9
9th	1726	20	29.6	24.5	26.5	12.1	7.3
10th	1668	28	31.1	28.2	25.1	9.9	5.8
11th	1468	17	36.1	26.0	24.3	8.3	5.3
12th	1320	10	34.6	29.7	23.8	6.9	5.0
Jr Hi	6035	102	21.3	21.6	27.8	16.7	12.6
Sr Hi	6182	75	32.6	26.9	25.0	9.5	5.9
Total	12217	177	27.0	24.3	26.4	13.0	9.2

Table 6.22: Do your teachers talk with you about the problems of drug use?

Grade Level	N of Valid	N of Miss	Never	Seldom	Sometimes	Often	A Lot
6th	1740	31	20.1	22.6	29.2	15.5	12.6
7th	2130	27	13.8	17.7	28.8	20.3	19.4
8th	2180	29	23.4	22.8	28.6	15.8	9.3
9th	1728	18	27.4	24.5	27.3	12.2	8.6
10th	1673	23	27.3	28.3	26.8	10.8	6.9
11th	1467	18	32.3	27.1	25.1	8.6	6.9
12th	1314	16	33.9	27.5	25.4	7.8	5.3
Jr Hi	6050	87	19.1	21.0	28.8	17.3	13.8
Sr Hi	6182	75	29.9	26.8	26.2	10.0	7.0
Total	12232	162	24.6	23.9	27.5	13.6	10.4

Table 6.23: Does your school set clear rules on bringing a gun to school?

Grade Level	N of Valid	N of Miss	Never	Seldom	Sometimes	Often	A Lot
6th	1732	39	8.2	6.5	8.1	15.4	61.7
7th	2121	36	6.6	6.0	10.1	17.2	60.1
8th	2176	33	9.9	9.1	13.1	15.6	52.3
9th	1719	27	12.0	11.1	13.1	19.4	44.5
10th	1675	21	11.7	9.4	13.2	19.8	46.0
11th	1463	22	12.2	9.8	13.7	20.2	44.1
12th	1319	11	12.4	11.3	14.4	19.0	42.9
Jr Hi	6029	108	8.3	7.2	10.6	16.1	57.7
Sr Hi	6176	81	12.0	10.3	13.6	19.6	44.5
Total	12205	189	10.2	8.8	12.1	17.9	51.0

Table 6.24: Does your school set clear rules on using drugs at school?

Grade Level	N of Valid	N of Miss	Never	Seldom	Sometimes	Often	A Lot
6th	1725	46	6.4	4.9	7.3	15.2	66.1
7th	2115	42	5.8	5.1	9.9	17.7	61.6
8th	2156	53	7.4	8.3	13.3	18.7	52.3
9th	1720	26	9.7	9.0	14.5	19.9	46.9
10th	1670	26	10.1	8.1	14.3	21.4	46.1
11th	1463	22	8.7	8.5	15.4	21.4	45.9
12th	1316	14	9.7	8.6	14.8	20.7	46.2
Jr Hi	5996	141	6.6	6.2	10.4	17.4	59.5
Sr Hi	6169	88	9.5	8.6	14.7	20.9	46.3
Total	12165	229	8.1	7.4	12.6	19.1	52.8

Table 6.25: Does your school set clear rules on bullying or threatening other students at school?

Grade Level	N of Valid	N of Miss	Never	Seldom	Sometimes	Often	A Lot
6th	1742	29	4.8	4.4	11.1	19.8	60.0
7th	2124	33	5.4	6.9	14.6	23.9	49.2
8th	2173	36	7.1	9.2	17.7	24.4	41.6
9th	1725	21	14.0	13.9	21.9	21.7	28.5
10th	1672	24	14.6	16.5	22.5	21.8	24.6
11th	1468	17	15.0	17.0	23.6	19.3	25.1
12th	1316	14	14.8	16.9	21.9	21.4	25.0
Jr Hi	6039	98	5.8	7.0	14.7	22.9	49.5
Sr Hi	6181	76	14.6	16.0	22.5	21.1	25.9
Total	12220	174	10.3	11.5	18.6	22.0	37.6

Table 6.26: Does your school punish you when you break the rules?

Grade Level	N of Valid	N of Miss	Never	Seldom	Sometimes	Often	A Lot
6th	1731	40	3.8	3.9	10.0	24.4	57.9
7th	2111	46	3.7	3.7	12.5	22.8	57.3
8th	2163	46	3.1	4.0	12.6	25.0	55.4
9th	1711	35	5.0	5.5	18.8	27.8	43.0
10th	1657	39	4.6	6.2	20.1	30.8	38.3
11th	1461	24	5.1	6.8	20.9	27.3	39.8
12th	1308	22	6.4	8.0	21.4	27.2	36.9
Jr Hi	6005	132	3.5	3.8	11.8	24.1	56.8
Sr Hi	6137	120	5.2	6.5	20.2	28.4	39.7
Total	12142	252	4.4	5.2	16.0	26.2	48.1

Table 6.27: Do your parents set clear rules for you?

Grade Level	N of Valid	N of Miss	Never	Seldom	Sometimes	Often	A Lot
6th	1724	47	3.4	3.1	9.6	19.3	64.6
7th	2086	71	3.4	4.2	13.1	20.1	59.2
8th	2136	73	3.3	6.3	14.5	23.5	52.4
9th	1702	44	5.6	6.6	17.2	25.3	45.3
10th	1660	36	4.6	6.9	18.9	24.9	44.6
11th	1438	47	5.3	7.4	19.0	25.5	42.9
12th	1300	30	6.5	11.5	19.4	27.7	35.0
Jr Hi	5946	191	3.4	4.6	12.6	21.1	58.3
Sr Hi	6100	157	5.4	7.9	18.6	25.7	42.4
Total	12046	348	4.4	6.3	15.6	23.5	50.2

Table 6.28: Do your parents punish you when you break the rules?

Grade Level	N of Valid	N of Miss	Never	Seldom	Sometimes	Often	A Lot
6th	1740	31	5.5	6.3	18.3	26.7	43.2
7th	2116	41	5.7	9.5	20.0	24.3	40.5
8th	2162	47	6.8	9.8	22.4	26.1	34.9
9th	1718	28	8.0	10.9	23.7	23.4	34.0
10th	1666	30	7.8	11.3	25.6	25.0	30.4
11th	1469	16	8.2	13.2	24.2	25.7	28.7
12th	1316	14	12.8	14.6	25.5	24.5	22.6
Jr Hi	6018	119	6.0	8.7	20.4	25.6	39.3
Sr Hi	6169	88	9.0	12.3	24.7	24.6	29.3
Total	12187	207	7.6	10.5	22.6	25.1	34.2

Table 6.29: Have you been in trouble with the police?

Grade Level	N of Valid	N of Miss	Never	Seldom	Sometimes	Often	A Lot
6th	1735	36	84.7	8.1	3.9	1.9	1.5
7th	2122	35	77.4	11.7	5.8	2.5	2.6
8th	2154	55	74.8	12.6	6.4	2.9	3.3
9th	1713	33	71.1	15.5	7.5	2.5	3.4
10th	1669	27	70.9	14.9	8.1	2.5	3.5
11th	1458	27	69.4	15.3	8.3	2.9	4.1
12th	1317	13	69.3	17.9	7.1	3.0	2.7
Jr Hi	6011	126	78.6	11.0	5.4	2.5	2.5
Sr Hi	6157	100	70.3	15.8	7.8	2.7	3.5
Total	12168	226	74.4	13.4	6.6	2.6	3.0

Table 6.30: Do you take part in gang activities?

Grade Level	N of Valid	N of Miss	Never	Seldom	Sometimes	Often	A Lot
6th	1744	27	92.1	3.0	1.8	1.2	1.9
7th	2125	32	89.1	4.1	2.5	2.0	2.2
8th	2166	43	88.2	3.9	3.6	1.3	3.0
9th	1727	19	88.0	4.2	3.9	1.3	2.7
10th	1674	22	89.1	3.9	2.9	1.3	2.8
11th	1470	15	89.5	3.5	2.9	0.9	3.3
12th	1319	11	90.4	3.0	2.8	1.1	2.7
Jr Hi	6035	102	89.6	3.7	2.7	1.5	2.4
Sr Hi	6190	67	89.2	3.7	3.2	1.1	2.8
Total	12225	169	89.4	3.7	2.9	1.3	2.6

Table 6.31: Have you thought about committing suicide?

Grade Level	N of Valid	N of Miss	Never	Seldom	Sometimes	Often	A Lot
6th	1736	35	80.9	9.2	5.4	1.7	2.8
7th	2126	31	77.2	10.3	6.4	2.1	4.0
8th	2174	35	75.1	10.9	6.3	3.0	4.7
9th	1721	25	72.8	11.7	7.2	3.3	5.0
10th	1677	19	70.5	12.6	8.7	3.6	4.6
11th	1469	16	68.5	14.0	9.5	3.1	5.0
12th	1324	6	69.4	15.3	7.8	3.5	4.0
Jr Hi	6036	101	77.5	10.2	6.1	2.3	3.9
Sr Hi	6191	66	70.4	13.3	8.3	3.4	4.7
Total	12227	167	73.9	11.8	7.2	2.8	4.3

Table 6.32: While NOT at school have you carried a gun for protection or as a weapon?

Grade Level	N of Valid	N of Miss	Never	Seldom	Sometimes	Often	A Lot
6th	1746	25	92.4	2.6	2.0	1.1	1.8
7th	2126	31	90.5	3.7	3.0	0.9	1.9
8th	2168	41	87.9	4.7	2.8	1.9	2.7
9th	1724	22	87.0	4.8	3.4	2.0	2.8
10th	1667	29	87.5	3.8	4.1	1.3	3.3
11th	1455	30	85.0	4.5	4.9	2.1	3.5
12th	1314	16	86.5	4.3	3.9	1.4	3.8
Jr Hi	6040	97	90.1	3.7	2.6	1.3	2.2
Sr Hi	6160	97	86.6	4.4	4.1	1.7	3.3
Total	12200	194	88.3	4.0	3.4	1.5	2.8

Table 6.33: Have you received treatment or counseling for alcohol and/or drug use?

Grade Level	N of Valid	N of Miss	Never	Seldom	Sometimes	Often	A Lot
6th	1736	35	93.8	2.2	2.0	0.6	1.3
7th	2121	36	93.7	2.3	2.0	0.8	1.3
8th	2169	40	94.1	2.0	1.5	1.1	1.3
9th	1717	29	93.1	2.4	2.1	1.2	1.2
10th	1665	31	91.5	3.1	2.1	1.2	2.0
11th	1456	29	90.2	2.8	3.2	1.4	2.4
12th	1313	17	92.4	3.7	1.8	1.0	1.1
Jr Hi	6026	111	93.9	2.2	1.8	0.8	1.3
Sr Hi	6151	106	91.8	3.0	2.3	1.2	1.7
Total	12177	217	92.8	2.6	2.1	1.0	1.5

Table 6.34: Have you been caught using alcohol?

Grade Level	N of Valid	N of Miss	Never	Seldom	Sometimes	Often	A Lot
6th	1748	23	96.0	1.9	0.8	0.4	0.9
7th	2122	35	93.0	3.0	2.0	0.7	1.3
8th	2157	52	88.2	5.0	3.4	1.7	1.7
9th	1715	31	85.5	6.1	4.3	1.6	2.5
10th	1657	39	83.2	7.7	4.9	1.7	2.5
11th	1454	31	78.5	8.3	7.6	1.9	3.7
12th	1308	22	76.6	10.0	7.1	2.8	3.5
Jr Hi	6027	110	92.2	3.4	2.2	1.0	1.3
Sr Hi	6134	123	81.3	7.9	5.9	1.9	3.0
Total	12161	233	86.7	5.7	4.0	1.4	2.2

Table 6.35: Have you been caught using drugs?

Grade Level	N of Valid	N of Miss	Never	Seldom	Sometimes	Often	A Lot
6th	1727	44	97.6	0.9	0.3	0.3	0.9
7th	2103	54	95.7	1.6	0.9	0.5	1.3
8th	2145	64	93.1	2.9	1.9	0.9	1.1
9th	1712	34	90.3	3.5	2.6	1.5	2.0
10th	1647	49	88.4	4.9	2.7	1.8	2.2
11th	1441	44	87.1	5.0	3.3	1.3	3.3
12th	1300	30	87.2	6.4	3.5	1.1	1.8
Jr Hi	5975	162	95.3	1.9	1.1	0.6	1.1
Sr Hi	6100	157	88.4	4.8	3.0	1.5	2.3
Total	12075	319	91.8	3.4	2.1	1.0	1.7

Table 6.36: Do you have an adult, other than your parent or guardian, that you talk to about problems?

Grade Level	N of Valid	N of Miss	Never	Seldom	Sometimes	Often	A Lot
6th	1739	32	28.9	16.0	20.6	14.1	20.4
7th	2119	38	24.7	14.9	23.4	13.3	23.7
8th	2157	52	28.3	15.1	20.9	14.6	21.1
9th	1717	29	28.5	13.7	19.5	14.9	23.3
10th	1662	34	27.4	14.5	22.0	14.7	21.4
11th	1452	33	27.6	13.4	21.7	15.2	22.1
12th	1312	18	29.5	15.5	20.4	15.4	19.2
Jr Hi	6015	122	27.2	15.3	21.7	14.0	21.8
Sr Hi	6143	114	28.2	14.2	20.9	15.0	21.6
Total	12158	236	27.7	14.8	21.3	14.5	21.7

Table 6.37: Do you buy or sell drugs at school?

Grade Level	N of Valid	N of Miss	Never	Seldom	Sometimes	Often	A Lot
6th	1742	29	97.9	0.6	0.4	0.1	1.0
7th	2123	34	96.7	1.4	0.7	0.3	0.9
8th	2159	50	94.9	2.0	0.9	0.5	1.7
9th	1713	33	90.3	3.4	2.7	1.3	2.3
10th	1656	40	88.1	4.0	3.7	1.5	2.6
11th	1449	36	88.8	3.4	3.3	1.3	3.2
12th	1306	24	91.6	2.6	2.1	1.2	2.5
Jr Hi	6024	113	96.4	1.4	0.7	0.3	1.2
Sr Hi	6124	133	89.6	3.4	3.0	1.3	2.6
Total	12148	246	93.0	2.4	1.9	0.8	1.9

Table 6.38: Do you buy or sell drugs when NOT at school?

Grade Level	N of Valid	N of Miss	Never	Seldom	Sometimes	Often	A Lot
6th	1746	25	97.0	1.0	0.6	0.3	1.1
7th	2112	45	94.7	2.0	1.1	0.9	1.2
8th	2154	55	91.0	2.9	2.4	1.4	2.2
9th	1714	32	84.9	4.7	5.0	1.8	3.6
10th	1655	41	82.9	4.5	5.3	3.3	4.0
11th	1444	41	81.4	5.5	5.1	2.6	5.4
12th	1305	25	81.2	5.5	5.7	3.5	4.1
Jr Hi	6012	125	94.1	2.0	1.4	0.9	1.5
Sr Hi	6118	139	82.8	5.0	5.2	2.8	4.2
Total	12130	264	88.4	3.5	3.3	1.9	2.9

Table 6.39: Do your friends use tobacco? (cigarettes, cigars, etc...)?

Grade Level	N of Valid	N of Miss	Never	Seldom	Sometimes	Often	A Lot
6th	1730	41	86.1	5.6	4.4	1.2	2.8
7th	2106	51	71.8	10.6	8.3	4.0	5.3
8th	2151	58	56.9	13.4	13.7	6.6	9.3
9th	1709	37	43.0	14.0	18.1	10.7	14.2
10th	1657	39	33.3	14.4	22.8	12.4	17.1
11th	1453	32	28.9	12.5	23.0	13.6	22.1
12th	1305	25	23.4	14.0	22.4	17.2	23.1
Jr Hi	5987	150	70.6	10.2	9.1	4.1	6.0
Sr Hi	6124	133	32.8	13.7	21.4	13.2	18.8
Total	12111	283	51.5	12.0	15.3	8.7	12.5

Table 6.40: Do your friends use alcohol? (beer, liquor, etc...)?

Grade Level	N of Valid	N of Miss	Never	Seldom	Sometimes	Often	A Lot
6th	1727	44	82.9	7.9	5.0	1.4	2.7
7th	2095	62	67.5	12.5	10.2	4.2	5.6
8th	2142	67	50.7	15.9	15.5	8.2	9.8
9th	1708	38	35.5	15.2	19.1	13.3	16.9
10th	1660	36	25.2	13.7	25.0	14.0	22.1
11th	1445	40	20.8	13.1	23.9	16.3	25.9
12th	1306	24	17.4	11.5	24.3	18.8	28.1
Jr Hi	5964	173	65.9	12.4	10.6	4.8	6.3
Sr Hi	6119	138	25.3	13.5	23.0	15.3	22.8
Total	12083	311	45.4	13.0	16.9	10.2	14.6

Table 6.41: Do your friends use drugs? (marijuana, cocaine, etc...)?

Grade Level	N of Valid	N of Miss	Never	Seldom	Sometimes	Often	A Lot
6th	1720	51	90.2	3.4	2.6	1.5	2.3
7th	2075	82	78.3	7.3	6.4	2.7	5.3
8th	2122	87	62.5	11.1	11.7	6.0	8.7
9th	1691	55	48.0	12.5	16.0	9.3	14.3
10th	1654	42	39.2	15.2	18.1	11.2	16.2
11th	1445	40	35.2	14.3	19.0	12.1	19.4
12th	1305	25	32.9	15.3	20.8	13.2	17.8
Jr Hi	5917	220	76.1	7.5	7.2	3.5	5.7
Sr Hi	6095	162	39.3	14.3	18.3	11.3	16.8
Total	12012	382	57.5	10.9	12.8	7.5	11.3

Table 6.42: Do your parents set clear rules about violent TV, movies and video games?

Grade Level	N of Valid	N of Miss	Never	Seldom	Sometimes	Often	A Lot
6th	1747	24	22.7	18.2	25.8	14.7	18.7
7th	2113	44	34.3	17.5	21.7	12.4	14.2
8th	2159	50	43.2	20.6	17.9	8.8	9.5
9th	1714	32	54.1	19.4	14.7	6.6	5.1
10th	1664	32	59.3	17.9	12.5	5.4	4.9
11th	1449	36	59.0	19.6	12.5	4.7	4.2
12th	1306	24	67.6	17.4	8.7	2.8	3.5
Jr Hi	6019	118	34.1	18.8	21.5	11.7	13.8
Sr Hi	6133	124	59.5	18.6	12.3	5.0	4.5
Total	12152	242	46.9	18.7	16.9	8.3	9.1

Table 6.43: Have you had 5 or more glasses of beer, wine or liquor within a few hours?

Grade Level	N of Valid	N of Miss	Never	Seldom	Sometimes	Often	A Lot
6th	1742	29	94.5	1.9	1.4	0.5	1.7
7th	2108	49	89.0	4.2	2.8	1.6	2.5
8th	2158	51	83.2	5.0	5.2	3.0	3.6
9th	1715	31	75.0	8.8	6.1	4.5	5.6
10th	1663	33	70.9	7.8	8.4	5.3	7.7
11th	1444	41	64.5	8.2	10.2	5.3	11.8
12th	1308	22	57.6	11.2	12.7	6.3	12.2
Jr Hi	6008	129	88.5	3.8	3.2	1.8	2.6
Sr Hi	6130	127	67.7	8.9	9.1	5.3	9.0
Total	12138	256	78.0	6.4	6.2	3.6	5.9

Table 6.44: Have you driven a car after or while drinking alcohol??

Grade Level	N of Valid	N of Miss	Never	Seldom	Sometimes	Often	A Lot
6th	1736	35	97.2	0.8	0.3	0.3	1.3
7th	2102	55	96.3	1.6	0.6	0.3	1.2
8th	2146	63	94.3	2.3	1.2	1.0	1.3
9th	1710	36	91.6	2.6	2.7	0.9	2.2
10th	1654	42	87.2	6.0	2.7	1.4	2.7
11th	1439	46	78.0	7.7	5.5	3.1	5.7
12th	1306	24	70.4	12.2	7.7	3.8	5.9
Jr Hi	5984	153	95.8	1.6	0.7	0.5	1.3
Sr Hi	6109	148	82.7	6.8	4.4	2.2	3.9
Total	12093	301	89.2	4.2	2.6	1.4	2.6

Table 6.45: Do you surf the internet for fun?

Grade Level	N of Valid	N of Miss	Never	Seldom	Sometimes	Often	A Lot
6th	1720	51	25.5	16.1	22.4	12.4	23.6
7th	2078	79	21.3	13.9	21.4	13.4	30.0
8th	2145	64	15.8	13.1	22.1	16.3	32.7
9th	1709	37	17.4	12.6	23.6	15.9	30.4
10th	1655	41	14.8	12.1	24.7	17.6	30.8
11th	1441	44	14.7	14.7	23.2	16.4	31.0
12th	1305	25	14.2	15.6	25.2	16.2	28.8
Jr Hi	5943	194	20.5	14.3	21.9	14.2	29.1
Sr Hi	6110	147	15.4	13.6	24.2	16.5	30.3
Total	12053	341	17.9	13.9	23.1	15.4	29.7

Table 6.46: Have you skipped school in the past year?

Grade Level	N of Valid	N of Miss	Never	Seldom	Sometimes	Often	A Lot
6th	1722	49	87.2	7.3	2.6	0.9	2.0
7th	2085	72	82.7	8.5	4.9	1.3	2.6
8th	2145	64	75.2	10.8	7.0	2.8	4.1
9th	1708	38	67.7	13.3	8.7	4.2	6.2
10th	1660	36	60.4	16.4	10.6	4.6	8.1
11th	1439	46	53.1	19.2	11.8	5.5	10.4
12th	1304	26	40.2	22.7	17.6	7.8	11.7
Jr Hi	5952	185	81.3	9.0	5.0	1.7	3.0
Sr Hi	6111	146	56.4	17.5	11.8	5.4	8.9
Total	12063	331	68.7	13.3	8.5	3.6	6.0

Table 6.47: Have you seen ads on TV that encourage NO drug use?

Grade Level	N of Valid	N of Miss	Never	Seldom	Sometimes	Often	A Lot
6th	1713	58	10.7	8.6	19.0	19.8	41.9
7th	2087	70	11.3	10.3	22.2	19.2	37.0
8th	2147	62	10.4	8.4	19.0	22.0	40.2
9th	1706	40	11.7	9.0	19.3	22.3	37.7
10th	1655	41	9.1	7.2	21.1	25.1	37.5
11th	1438	47	9.0	9.2	21.2	23.2	37.5
12th	1301	29	7.9	8.9	22.1	26.8	34.3
Jr Hi	5947	190	10.8	9.1	20.1	20.4	39.6
Sr Hi	6100	157	9.5	8.5	20.9	24.2	36.9
Total	12047	347	10.2	8.8	20.5	22.3	38.2

Table 6.48: Does your school have a security officer?

Grade Level	N of Valid	N of Miss	Yes	No
6th	1663	108	67.2	32.8
7th	2038	119	82.4	17.6
8th	2085	124	79.7	20.3
9th	1680	66	85.7	14.3
10th	1634	62	87.5	12.5
11th	1425	60	87.9	12.1
12th	1294	36	87.2	12.8
Jr Hi	5786	351	77.0	23.0
Sr Hi	6033	224	87.0	13.0
Total	11819	575	82.1	17.9

Table 6.49: Do you think your school needs a security officer?

Grade Level	N of Valid	N of Miss	Yes	No
6th	1645	126	59.7	40.3
7th	2019	138	69.5	30.5
8th	2055	154	61.8	38.2
9th	1675	71	65.1	34.9
10th	1623	73	66.1	33.9
11th	1420	65	62.3	37.7
12th	1293	37	66.8	33.2
Jr Hi	5719	418	63.9	36.1
Sr Hi	6011	246	65.1	34.9
Total	11730	664	64.5	35.5

Table 6.50: Does your school have a drug screening program?

Grade Level	N of Valid	N of Miss	Yes	No
6th	1620	151	16.0	84.0
7th	1969	188	19.8	80.2
8th	1989	220	17.8	82.2
9th	1603	143	24.9	75.1
10th	1582	114	18.0	82.0
11th	1379	106	18.7	81.3
12th	1265	65	13.0	87.0
Jr Hi	5578	559	18.0	82.0
Sr Hi	5829	428	19.0	81.0
Total	11407	987	18.5	81.5

Table 6.51: Does your school's drug screening program include all students?

Grade Level	N of Valid	N of Miss	Yes	No
6th	1528	243	15.6	84.4
7th	1857	300	18.0	82.0
8th	1901	308	13.5	86.5
9th	1533	213	17.6	82.4
10th	1543	153	12.2	87.8
11th	1344	141	13.4	86.6
12th	1229	101	10.0	90.0
Jr Hi	5286	851	15.7	84.3
Sr Hi	5649	608	13.5	86.5
Total	10935	1459	14.5	85.5

Table 6.52: If your school does not screen all students, do you participate in an activity that is part of the drug screening program?

Grade Level	N of Valid	N of Miss	Yes	No
6th	1526	245	13.2	86.8
7th	1894	263	13.0	87.0
8th	1904	305	10.9	89.1
9th	1564	182	14.9	85.1
10th	1558	138	11.4	88.6
11th	1356	129	12.3	87.7
12th	1251	79	9.8	90.2
Jr Hi	5324	813	12.3	87.7
Sr Hi	5729	528	12.2	87.8
Total	11053	1341	12.3	87.7

Table 6.53: Have you been screened for drugs at school?

Grade Level	N of Valid	N of Miss	Yes	No
6th	1611	160	5.5	94.5
7th	1987	170	5.9	94.1
8th	2054	155	5.4	94.6
9th	1662	84	7.8	92.2
10th	1618	78	5.5	94.5
11th	1398	87	6.6	93.4
12th	1287	43	5.1	94.9
Jr Hi	5652	485	5.6	94.4
Sr Hi	5965	292	6.3	93.7
Total	11617	777	6.0	94.0

Table 6.54: Does your school have a student assistance program?

Grade Level	N of Valid	N of Miss	Yes	No
6th	1565	206	30.7	69.3
7th	1915	242	39.4	60.6
8th	1941	268	37.9	62.1
9th	1548	198	47.4	52.6
10th	1548	148	43.3	56.7
11th	1335	150	41.3	58.7
12th	1242	88	36.5	63.5
Jr Hi	5421	716	36.4	63.6
Sr Hi	5673	584	42.4	57.6
Total	11094	1300	39.5	60.5

Table 6.55: Have you participated in the student assistance program?

Grade Level	N of Valid	N of Miss	Yes	No
6th	1561	210	8.5	91.5
7th	1931	226	11.1	88.9
8th	1961	248	9.1	90.9
9th	1577	169	9.3	90.7
10th	1562	134	7.6	92.4
11th	1353	132	9.7	90.3
12th	1260	70	7.9	92.1
Jr Hi	5453	684	9.6	90.4
Sr Hi	5752	505	8.6	91.4
Total	11205	1189	9.1	90.9

Table 6.56: If you participated, was the student assistance program helpful?

Grade Level	N of Valid	N of Miss	Yes	No
6th	1392	379	16.2	83.8
7th	1683	474	19.7	80.3
8th	1670	539	13.8	86.2
9th	1375	371	13.7	86.3
10th	1405	291	11.7	88.3
11th	1193	292	14.4	85.6
12th	1123	207	10.0	90.0
Jr Hi	4745	1392	16.6	83.4
Sr Hi	5096	1161	12.5	87.5
Total	9841	2553	14.5	85.5

6.3 Harmful To Health

Table 6.57: Do you feel that using cigarettes is harmful to your health?

Grade Level	N of Valid	N of Miss	No Harm	Some Harm	Harmful	Very Harmful
6th	1732	39	3.4	6.9	28.9	60.9
7th	2099	58	4.7	9.6	28.5	57.1
8th	2142	67	4.8	12.3	29.8	53.1
9th	1706	40	6.2	12.9	32.0	48.9
10th	1655	41	4.6	11.8	30.0	53.6
11th	1457	28	5.4	12.3	28.7	53.6
12th	1305	25	4.4	12.6	28.5	54.5
Jr Hi	5973	164	4.4	9.8	29.1	56.8
Sr Hi	6123	134	5.2	12.4	29.9	52.5
Total	12096	298	4.8	11.1	29.5	54.6

Table 6.58: Do you feel that using smokeless tobacco is harmful to your health?

Grade Level	N of Valid	N of Miss	No Harm	Some Harm	Harmful	Very Harmful
6th	1724	47	4.6	9.1	26.6	59.7
7th	2095	62	5.1	11.4	25.8	57.8
8th	2136	73	5.4	13.9	27.9	52.8
9th	1704	42	6.5	13.6	31.0	48.9
10th	1656	40	5.5	13.0	31.8	49.7
11th	1450	35	6.6	14.3	30.1	49.0
12th	1300	30	4.5	13.2	31.8	50.5
Jr Hi	5955	182	5.0	11.6	26.8	56.6
Sr Hi	6110	147	5.8	13.5	31.2	49.5
Total	12065	329	5.4	12.6	29.0	53.0

Table 6.59: Do you feel that using cigars is harmful to your health?

Grade Level	N of Valid	N of Miss	No Harm	Some Harm	Harmful	Very Harmful
6th	1716	55	4.3	13.1	28.1	54.4
7th	2080	77	6.5	16.5	28.0	49.0
8th	2138	71	7.1	21.0	26.6	45.3
9th	1704	42	8.6	19.4	31.8	40.2
10th	1647	49	7.3	18.8	30.1	43.8
11th	1451	34	7.4	18.7	30.5	43.5
12th	1298	32	5.8	20.3	29.3	44.7
Jr Hi	5934	203	6.1	17.2	27.5	49.2
Sr Hi	6100	157	7.4	19.2	30.5	42.9
Total	12034	360	6.7	18.2	29.0	46.0

Table 6.60: Do you feel that using beer is harmful to your health?

Grade Level	N of Valid	N of Miss	No Harm	Some Harm	Harmful	Very Harmful
6th	1719	52	7.6	26.5	28.5	37.5
7th	2088	69	9.3	26.1	29.1	35.5
8th	2135	74	13.2	30.7	24.6	31.5
9th	1705	41	11.6	32.8	26.9	28.6
10th	1651	45	12.5	35.6	24.0	27.8
11th	1455	30	12.6	33.2	25.5	28.7
12th	1301	29	11.4	36.0	24.0	28.7
Jr Hi	5942	195	10.2	27.9	27.3	34.6
Sr Hi	6112	145	12.0	34.3	25.2	28.4
Total	12054	340	11.1	31.2	26.2	31.5

Table 6.61: Do you feel that using wine coolers is harmful to your health?

Grade Level	N of Valid	N of Miss	No Harm	Some Harm	Harmful	Very Harmful
6th	1698	73	14.0	28.2	24.7	33.2
7th	2075	82	18.9	33.6	19.8	27.7
8th	2123	86	26.0	33.4	17.5	23.1
9th	1704	42	27.8	34.6	16.7	21.0
10th	1657	39	28.4	35.3	17.0	19.3
11th	1450	35	27.1	39.0	14.1	19.9
12th	1300	30	23.2	39.8	17.2	19.8
Jr Hi	5896	241	20.0	32.0	20.4	27.6
Sr Hi	6111	146	26.8	36.9	16.2	20.0
Total	12007	387	23.5	34.5	18.3	23.7

Table 6.62: Do you feel that using liquor is harmful to your health?

Grade Level	N of Valid	N of Miss	No Harm	Some Harm	Harmful	Very Harmful
6th	1717	54	5.6	17.0	29.5	47.8
7th	2080	77	7.1	16.5	30.9	45.5
8th	2119	90	8.9	23.9	28.2	39.0
9th	1700	46	10.4	25.2	29.8	34.6
10th	1653	43	10.5	29.8	27.1	32.5
11th	1451	34	10.8	29.1	28.3	31.9
12th	1302	28	10.0	29.8	27.7	32.5
Jr Hi	5916	221	7.3	19.3	29.5	43.8
Sr Hi	6106	151	10.4	28.3	28.3	33.0
Total	12022	372	8.9	23.9	28.9	38.3

Table 6.63: Do you feel that using marijuana is harmful to your health?

Grade Level	N of Valid	N of Miss	No Harm	Some Harm	Harmful	Very Harmful
6th	1714	57	4.0	2.8	9.9	83.4
7th	2081	76	6.2	4.9	11.5	77.4
8th	2130	79	7.5	8.8	14.3	69.5
9th	1702	44	12.0	12.0	20.0	55.9
10th	1652	44	12.8	16.0	19.4	51.8
11th	1449	36	13.6	17.3	20.4	48.7
12th	1299	31	11.8	19.8	23.6	44.9
Jr Hi	5925	212	6.0	5.7	12.0	76.3
Sr Hi	6102	155	12.5	16.0	20.7	50.8
Total	12027	367	9.3	10.9	16.4	63.3

Table 6.64: Do you feel that using cocaine is harmful to your health?

Grade Level	N of Valid	N of Miss	No Harm	Some Harm	Harmful	Very Harmful
6th	1707	64	3.2	1.3	8.3	87.2
7th	2078	79	3.8	2.8	8.3	85.2
8th	2119	90	3.5	3.1	11.1	82.3
9th	1704	42	4.0	3.5	12.8	79.6
10th	1658	38	4.0	2.8	10.9	82.2
11th	1451	34	4.4	4.5	10.9	80.2
12th	1303	27	2.9	3.2	10.3	83.6
Jr Hi	5904	233	3.5	2.5	9.3	84.7
Sr Hi	6116	141	3.9	3.5	11.3	81.3
Total	12020	374	3.7	3.0	10.3	83.0

Table 6.65: Do you feel that using uppers is harmful to your health?

Grade Level	N of Valid	N of Miss	No Harm	Some Harm	Harmful	Very Harmful
6th	1615	156	4.9	6.1	18.9	70.0
7th	2054	103	4.9	5.9	16.5	72.7
8th	2092	117	5.3	6.4	18.1	70.3
9th	1693	53	5.0	7.0	20.5	67.5
10th	1645	51	4.9	5.8	17.0	72.3
11th	1438	47	5.1	6.6	15.7	72.6
12th	1303	27	3.0	5.3	14.8	76.9
Jr Hi	5761	376	5.0	6.1	17.7	71.1
Sr Hi	6079	178	4.6	6.2	17.2	72.0
Total	11840	554	4.8	6.2	17.5	71.6

Table 6.66: Do you feel that using downers is harmful to your health?

Grade Level	N of Valid	N of Miss	No Harm	Some Harm	Harmful	Very Harmful
6th	1632	139	5.6	9.1	22.2	63.2
7th	2039	118	5.0	9.7	18.6	66.7
8th	2082	127	6.5	10.5	22.2	60.8
9th	1692	54	6.1	11.7	24.2	57.9
10th	1642	54	6.3	10.8	22.1	60.8
11th	1446	39	6.2	10.3	21.2	62.3
12th	1300	30	3.5	9.1	21.8	65.6
Jr Hi	5753	384	5.7	9.8	20.9	63.5
Sr Hi	6080	177	5.6	10.6	22.4	61.4
Total	11833	561	5.7	10.2	21.7	62.4

Table 6.67: Do you feel that using inhalants is harmful to your health?

Grade Level	N of Valid	N of Miss	No Harm	Some Harm	Harmful	Very Harmful
6th	1684	87	6.9	15.7	22.9	54.5
7th	2058	99	6.1	12.2	21.6	60.1
8th	2108	101	6.4	13.3	23.1	57.3
9th	1700	46	7.1	10.7	25.7	56.5
10th	1641	55	6.3	11.6	22.0	60.1
11th	1446	39	5.5	9.1	20.5	64.9
12th	1297	33	3.9	9.2	20.6	66.4
Jr Hi	5850	287	6.4	13.6	22.5	57.5
Sr Hi	6084	173	5.8	10.2	22.4	61.6
Total	11934	460	6.1	11.9	22.4	59.6

Table 6.68: Do you feel that using hallucinogens is harmful to your health?

Grade Level	N of Valid	N of Miss	No Harm	Some Harm	Harmful	Very Harmful
6th	1560	211	4.3	5.4	18.5	71.8
7th	2032	125	4.4	4.9	14.9	75.8
8th	2064	145	4.3	6.1	18.3	71.3
9th	1688	58	5.2	6.2	18.8	69.9
10th	1627	69	5.0	4.2	17.3	73.4
11th	1438	47	5.8	4.5	15.4	74.3
12th	1298	32	3.2	4.4	13.7	78.7
Jr Hi	5656	481	4.3	5.5	17.1	73.1
Sr Hi	6051	206	4.9	4.9	16.5	73.8
Total	11707	687	4.6	5.2	16.8	73.4

Table 6.69: Do you feel that using heroin is harmful to your health?

Grade Level	N of Valid	N of Miss	No Harm	Some Harm	Harmful	Very Harmful
6th	1624	147	3.8	4.2	15.1	76.8
7th	2048	109	4.1	3.1	13.0	79.8
8th	2086	123	3.9	3.7	13.2	79.2
9th	1697	49	4.3	3.5	13.4	78.7
10th	1630	66	4.3	2.1	11.7	82.0
11th	1448	37	5.0	2.3	10.8	82.0
12th	1301	29	3.2	2.5	8.5	85.9
Jr Hi	5758	379	3.9	3.6	13.7	78.8
Sr Hi	6076	181	4.2	2.6	11.3	81.9
Total	11834	560	4.1	3.1	12.4	80.4

Table 6.70: Do you feel that using steroids is harmful to your health?

Grade Level	N of Valid	N of Miss	No Harm	Some Harm	Harmful	Very Harmful
6th	1619	152	5.4	7.5	22.1	65.0
7th	2035	122	4.2	8.5	21.5	65.8
8th	2082	127	4.9	9.7	22.2	63.3
9th	1682	64	5.9	8.6	26.6	58.9
10th	1635	61	5.3	9.4	23.1	62.2
11th	1446	39	5.9	8.6	21.2	64.3
12th	1297	33	3.4	7.4	24.9	64.3
Jr Hi	5736	401	4.8	8.6	21.9	64.7
Sr Hi	6060	197	5.2	8.6	24.0	62.2
Total	11796	598	5.0	8.6	23.0	63.4

Table 6.71: Do you feel that using ecstasy is harmful to your health?

Grade Level	N of Valid	N of Miss	No Harm	Some Harm	Harmful	Very Harmful
6th	1593	178	4.0	5.3	15.2	75.5
7th	2013	144	4.4	4.8	13.6	77.1
8th	2088	121	4.6	5.6	15.5	74.3
9th	1689	57	5.3	6.0	15.6	73.0
10th	1637	59	5.9	4.8	14.9	74.3
11th	1440	45	6.3	4.9	15.7	73.2
12th	1300	30	4.2	4.1	15.2	76.6
Jr Hi	5694	443	4.4	5.2	14.8	75.7
Sr Hi	6066	191	5.5	5.0	15.3	74.2
Total	11760	634	4.9	5.1	15.1	74.9

Table 6.72: Do you feel that using OxyContin is harmful to your health?

Grade Level	N of Valid	N of Miss	No Harm	Some Harm	Harmful	Very Harmful
6th	1568	203	5.4	6.8	17.9	70.0
7th	1953	204	4.7	6.3	18.0	71.0
8th	2009	200	5.2	5.6	19.2	70.0
9th	1658	88	6.3	6.5	20.2	67.0
10th	1606	90	4.7	5.7	19.6	69.9
11th	1427	58	5.8	5.9	18.0	70.3
12th	1282	48	3.4	5.1	17.6	73.8
Jr Hi	5530	607	5.0	6.2	18.4	70.4
Sr Hi	5973	284	5.1	5.9	19.0	70.0
Total	11503	891	5.1	6.0	18.7	70.2

6.4 Within The Past Year How Often Have You Used

Table 6.73: Within the past year how often have you smoked cigarettes?

Grade Level	N of Valid	N of Miss	Did Not Use	1/yr	6/yr	1/mo	2/mo	1/wk	3/wk	Every Day
6th	1745	26	94.2	2.6	0.7	0.5	0.3	0.4	0.4	0.9
7th	2106	51	89.0	5.1	1.4	0.5	0.9	0.8	0.9	1.3
8th	2145	64	83.4	6.8	2.0	1.8	1.0	1.1	1.7	2.3
9th	1716	30	76.6	8.2	2.9	1.6	1.9	1.7	3.0	4.1
10th	1664	32	73.3	7.5	4.1	2.3	1.9	2.5	3.4	4.9
11th	1453	32	70.4	6.9	3.7	1.8	2.1	3.2	3.2	8.7
12th	1307	23	66.3	7.5	4.5	2.3	2.5	2.5	3.6	10.8
Jr Hi	5996	141	88.5	5.0	1.4	1.0	0.8	0.8	1.1	1.6
Sr Hi	6140	117	72.1	7.6	3.7	2.0	2.1	2.5	3.3	6.8
Total	12136	258	80.2	6.3	2.6	1.5	1.4	1.6	2.2	4.2

Table 6.74: Within the past year how often have you used smokeless tobacco?

Grade Level	N of Valid	N of Miss	Did Not Use	1/yr	6/yr	1/mo	2/mo	1/wk	3/wk	Every Day
6th	1738	33	97.1	1.3	0.2	0.3	0.3	0.1	0.0	0.7
7th	2100	57	96.4	1.3	0.4	0.3	0.2	0.1	0.1	1.1
8th	2135	74	95.6	1.5	0.5	0.5	0.1	0.3	0.4	1.2
9th	1714	32	93.2	2.1	0.9	0.8	0.5	0.7	0.5	1.3
10th	1662	34	91.0	2.8	1.0	0.7	1.1	0.7	0.8	1.7
11th	1448	37	87.6	3.4	1.3	1.2	1.0	1.0	1.1	3.4
12th	1303	27	88.4	3.5	1.3	0.8	0.7	0.5	1.1	3.8
Jr Hi	5973	164	96.3	1.4	0.4	0.4	0.2	0.2	0.2	1.0
Sr Hi	6127	130	90.3	2.9	1.1	0.9	0.8	0.7	0.9	2.4
Total	12100	294	93.2	2.1	0.7	0.6	0.5	0.4	0.5	1.7

Table 6.75: Within the past year how often have you smoked cigars?

Grade Level	N of Valid	N of Miss	Did Not Use	Did						Every Day
				1/yr	6/yr	1/mo	2/mo	1/wk	3/wk	
6th	1733	38	96.7	1.3	0.3	0.3	0.2	0.4	0.1	0.6
7th	2091	66	94.5	2.9	0.6	0.2	0.4	0.3	0.3	0.8
8th	2130	79	91.1	3.5	1.3	1.0	0.8	0.5	0.5	1.4
9th	1703	43	88.5	4.6	1.9	0.8	1.3	1.1	0.6	1.1
10th	1652	44	85.8	5.4	1.9	1.9	1.6	0.8	0.9	1.6
11th	1440	45	81.0	6.2	2.8	2.2	1.9	1.9	1.3	2.6
12th	1303	27	79.2	7.1	3.5	2.5	1.7	2.4	0.8	2.7
Jr Hi	5954	183	93.9	2.6	0.8	0.5	0.5	0.4	0.3	1.0
Sr Hi	6098	159	84.0	5.7	2.5	1.8	1.6	1.5	0.9	1.9
Total	12052	342	88.9	4.2	1.6	1.2	1.1	1.0	0.6	1.5

Table 6.76: Within the past year how often have you drunk beer?

Grade Level	N of Valid	N of Miss	Did Not Use	Did						Every Day
				1/yr	6/yr	1/mo	2/mo	1/wk	3/wk	
6th	1726	45	86.3	7.8	1.9	1.0	0.8	0.6	0.6	1.2
7th	2091	66	77.6	10.5	4.2	2.0	1.6	1.5	1.1	1.6
8th	2137	72	69.2	13.2	5.3	3.3	2.9	2.3	2.0	1.7
9th	1701	45	63.1	13.7	5.3	4.1	3.7	5.3	2.5	2.2
10th	1652	44	57.3	12.5	8.1	5.1	6.2	5.1	3.6	2.1
11th	1441	44	55.2	10.8	5.8	4.6	7.1	8.3	4.4	3.9
12th	1303	27	51.7	9.7	7.1	5.3	7.3	9.1	5.7	4.1
Jr Hi	5954	183	77.1	10.7	3.9	2.2	1.8	1.5	1.3	1.5
Sr Hi	6097	160	57.2	11.8	6.6	4.8	6.0	6.8	3.9	3.0
Total	12051	343	67.0	11.2	5.3	3.5	3.9	4.2	2.6	2.3

Table 6.77: Within the past year how often have you drunk wine coolers?

Grade Level	N of Valid	N of Miss	Did Not Use	Did						Every Day
				1/yr	6/yr	1/mo	2/mo	1/wk	3/wk	
6th	1729	42	84.3	9.5	2.4	0.8	0.7	0.5	0.6	1.2
7th	2085	72	72.0	14.5	4.6	2.2	1.8	1.7	1.7	1.6
8th	2133	76	64.0	17.4	5.5	4.1	2.3	2.7	2.2	1.8
9th	1704	42	58.3	17.0	7.2	5.0	4.3	4.0	2.0	2.2
10th	1658	38	55.2	15.4	9.9	5.7	5.3	3.9	2.5	2.1
11th	1446	39	53.0	16.7	9.4	5.6	5.9	4.8	1.6	3.0
12th	1299	31	52.1	13.0	10.8	7.0	6.9	5.2	2.3	2.7
Jr Hi	5947	190	72.7	14.1	4.3	2.5	1.6	1.7	1.5	1.6
Sr Hi	6107	150	54.9	15.6	9.2	5.8	5.5	4.4	2.1	2.5
Total	12054	340	63.7	14.9	6.8	4.1	3.6	3.1	1.8	2.0

Table 6.78: Within the past year how often have you drunk liquor?

Grade Level	N of Valid	N of Miss	Did Not Use	Did						Every Day
				1/yr	6/yr	1/mo	2/mo	1/wk	3/wk	
6th	1723	48	91.0	4.9	1.0	0.7	0.5	0.6	0.2	1.0
7th	2093	64	81.8	9.3	2.5	1.4	1.4	1.6	0.7	1.3
8th	2132	77	73.5	11.6	3.9	2.8	2.4	2.7	1.3	1.8
9th	1700	46	64.1	11.8	6.1	5.0	3.6	4.9	2.3	2.4
10th	1654	42	54.4	14.4	8.5	5.4	6.4	5.4	3.5	2.0
11th	1445	40	50.3	13.4	7.5	5.8	7.8	7.5	3.7	3.9
12th	1297	33	42.3	13.5	9.9	7.9	10.6	8.2	4.2	3.2
Jr Hi	5948	189	81.5	8.9	2.6	1.7	1.5	1.7	0.8	1.4
Sr Hi	6096	161	53.6	13.2	7.9	5.9	6.8	6.4	3.4	2.8
Total	12044	350	67.4	11.1	5.3	3.8	4.2	4.1	2.1	2.1

Table 6.79: Within the past year how often have you smoked marijuana?

Grade Level	N of Valid	N of Miss	Did Not Use	Did						Every Day
				1/yr	6/yr	1/mo	2/mo	1/wk	3/wk	
6th	1724	47	96.3	1.3	0.2	0.2	0.2	0.2	0.2	1.3
7th	2078	79	92.0	2.2	1.1	0.8	0.8	0.7	0.5	2.0
8th	2123	86	86.8	3.8	1.7	1.5	0.9	1.2	1.4	2.6
9th	1707	39	78.6	5.6	2.5	2.5	2.0	2.0	2.6	4.3
10th	1648	48	74.2	6.6	3.7	2.4	2.9	2.7	3.2	4.4
11th	1445	40	72.2	6.6	3.0	2.8	3.3	2.2	3.3	6.6
12th	1306	24	69.9	7.7	4.7	2.8	2.8	2.8	3.1	6.2
Jr Hi	5925	212	91.4	2.5	1.0	0.9	0.7	0.8	0.7	2.0
Sr Hi	6106	151	74.0	6.6	3.4	2.6	2.7	2.4	3.0	5.3
Total	12031	363	82.6	4.6	2.3	1.7	1.7	1.6	1.9	3.7

Table 6.80: Within the past year how often have you used cocaine?

Grade Level	N of Valid	N of Miss	Did Not Use	Did						Every Day
				1/yr	6/yr	1/mo	2/mo	1/wk	3/wk	
6th	1718	53	98.1	0.5	0.1	0.1	0.2	0.0	0.0	1.0
7th	2081	76	97.1	0.9	0.2	0.4	0.2	0.3	0.1	0.8
8th	2128	81	95.4	1.4	0.6	0.2	0.6	0.2	0.3	1.2
9th	1703	43	93.7	1.9	0.5	0.6	0.9	0.4	0.7	1.4
10th	1652	44	93.4	1.9	1.0	0.8	0.7	0.4	0.4	1.4
11th	1444	41	90.8	1.9	0.8	0.6	1.2	0.8	1.1	2.8
12th	1303	27	91.6	1.8	1.9	0.8	1.0	0.2	0.7	2.0
Jr Hi	5927	210	96.8	1.0	0.3	0.2	0.4	0.2	0.1	1.0
Sr Hi	6102	155	92.5	1.9	1.0	0.7	1.0	0.4	0.7	1.9
Total	12029	365	94.6	1.4	0.7	0.5	0.7	0.3	0.4	1.4

Table 6.81: Within the past year how often have you used uppers?

Grade Level	N of Valid	N of Miss	Did Not Use	Did						Every Day
				1/yr	6/yr	1/mo	2/mo	1/wk	3/wk	
6th	1693	78	98.1	0.6	0.0	0.1	0.1	0.1	0.1	0.9
7th	2067	90	97.1	0.9	0.3	0.1	0.4	0.2	0.1	0.8
8th	2109	100	95.9	0.9	0.6	0.3	0.4	0.4	0.3	1.2
9th	1704	42	94.2	1.4	0.7	0.6	0.8	0.5	0.5	1.2
10th	1647	49	93.8	1.3	1.1	0.7	0.8	0.4	0.5	1.5
11th	1448	37	91.1	2.1	0.8	0.9	0.8	0.6	1.2	2.7
12th	1302	28	92.3	2.0	1.0	1.2	0.3	0.6	0.3	2.3
Jr Hi	5869	268	97.0	0.8	0.3	0.2	0.3	0.2	0.2	1.0
Sr Hi	6101	156	93.0	1.7	0.9	0.8	0.7	0.5	0.6	1.9
Total	11970	424	94.9	1.3	0.6	0.5	0.5	0.4	0.4	1.4

Table 6.82: Within the past year how often have you used downers?

Grade Level	N of Valid	N of Miss	Did Not Use	Did						Every Day
				1/yr	6/yr	1/mo	2/mo	1/wk	3/wk	
6th	1696	75	97.9	0.3	0.3	0.2	0.2	0.0	0.2	0.9
7th	2072	85	96.3	0.8	0.4	0.5	0.5	0.3	0.1	0.9
8th	2097	112	95.6	0.8	0.8	0.4	0.6	0.2	0.6	1.1
9th	1701	45	93.5	1.4	0.8	0.8	1.1	0.9	0.3	1.3
10th	1648	48	91.7	1.7	1.3	0.8	0.8	1.0	0.8	1.8
11th	1443	42	89.2	2.0	1.0	1.2	0.9	1.5	1.5	2.6
12th	1302	28	89.9	1.5	2.4	0.8	1.5	1.2	0.7	2.1
Jr Hi	5865	272	96.5	0.6	0.5	0.4	0.4	0.2	0.3	1.0
Sr Hi	6094	163	91.2	1.6	1.3	0.9	1.0	1.1	0.8	1.9
Total	11959	435	93.8	1.2	0.9	0.7	0.7	0.7	0.6	1.5

Table 6.83: Within the past year how often have you used inhalants?

Grade Level	N of Valid	N of Miss	Did Not Use	Did						Every Day
				1/yr	6/yr	1/mo	2/mo	1/wk	3/wk	
6th	1701	70	94.2	2.1	0.8	0.6	0.4	0.4	0.3	1.3
7th	2078	79	93.9	1.9	0.8	0.7	0.6	0.6	0.2	1.2
8th	2111	98	94.1	2.0	0.6	0.8	0.4	0.4	0.3	1.4
9th	1696	50	93.6	2.0	0.9	0.9	0.8	0.4	0.2	1.1
10th	1642	54	95.5	1.1	0.5	0.4	0.5	0.3	0.2	1.3
11th	1437	48	93.5	1.6	0.8	0.3	0.3	0.6	0.7	2.2
12th	1300	30	95.4	0.9	0.5	0.2	0.2	0.3	0.5	1.8
Jr Hi	5890	247	94.1	2.0	0.7	0.7	0.4	0.5	0.3	1.3
Sr Hi	6075	182	94.5	1.4	0.7	0.5	0.5	0.4	0.4	1.6
Total	11965	429	94.3	1.7	0.7	0.6	0.5	0.4	0.4	1.4

Table 6.84: Within the past year how often have you used hallucinogens?

Grade Level	N of Valid	N of Miss	Did Not Use	Did						Every Day
				1/yr	6/yr	1/mo	2/mo	1/wk	3/wk	
6th	1692	79	97.6	0.4	0.1	0.4	0.5	0.1	0.2	0.8
7th	2071	86	97.0	0.8	0.3	0.2	0.6	0.0	0.1	0.9
8th	2094	115	96.8	0.5	0.4	0.3	0.5	0.0	0.3	1.1
9th	1693	53	95.0	1.0	0.6	0.8	0.6	0.4	0.3	1.2
10th	1647	49	94.7	1.6	0.7	0.5	0.6	0.4	0.2	1.3
11th	1444	41	92.7	1.5	0.3	0.8	0.8	0.6	0.8	2.4
12th	1300	30	93.8	1.5	1.3	0.6	0.5	0.0	0.5	1.8
Jr Hi	5857	280	97.1	0.6	0.3	0.3	0.5	0.0	0.2	1.0
Sr Hi	6084	173	94.1	1.4	0.7	0.7	0.6	0.4	0.4	1.7
Total	11941	453	95.6	1.0	0.5	0.5	0.6	0.2	0.3	1.3

Table 6.85: Within the past year how often have you used heroin?

Grade Level	N of Valid	N of Miss	Did Not Use	Did						Every Day
				1/yr	6/yr	1/mo	2/mo	1/wk	3/wk	
6th	1703	68	97.5	0.4	0.2	0.3	0.6	0.1	0.1	0.9
7th	2069	88	97.3	0.4	0.5	0.2	0.5	0.1	0.0	0.9
8th	2102	107	96.6	0.7	0.4	0.3	0.5	0.0	0.3	1.2
9th	1695	51	96.1	0.9	0.3	0.6	0.5	0.1	0.3	1.2
10th	1650	46	95.9	0.6	0.7	0.3	0.4	0.4	0.4	1.3
11th	1438	47	94.9	0.8	0.5	0.3	0.5	0.2	0.4	2.3
12th	1298	32	96.2	0.5	0.4	0.4	0.2	0.2	0.4	1.8
Jr Hi	5874	263	97.1	0.5	0.4	0.3	0.5	0.1	0.1	1.0
Sr Hi	6081	176	95.8	0.7	0.5	0.4	0.4	0.2	0.4	1.6
Total	11955	439	96.4	0.6	0.4	0.4	0.5	0.2	0.3	1.3

Table 6.86: Within the past year how often have you used steroids?

Grade Level	N of Valid	N of Miss	Did Not Use	Did						Every Day
				1/yr	6/yr	1/mo	2/mo	1/wk	3/wk	
6th	1677	94	97.6	0.3	0.2	0.4	0.5	0.1	0.1	1.0
7th	2060	97	97.1	0.8	0.1	0.2	0.5	0.2	0.1	0.8
8th	2095	114	97.4	0.4	0.2	0.3	0.3	0.1	0.2	1.1
9th	1700	46	96.4	0.5	0.2	0.4	0.5	0.2	0.4	1.3
10th	1647	49	96.0	1.0	0.4	0.6	0.2	0.2	0.2	1.5
11th	1442	43	95.1	0.8	0.2	0.4	0.6	0.3	0.5	2.1
12th	1300	30	96.2	0.4	0.4	0.2	0.1	0.3	0.5	2.1
Jr Hi	5832	305	97.3	0.5	0.2	0.3	0.4	0.1	0.1	1.0
Sr Hi	6089	168	95.9	0.7	0.3	0.4	0.3	0.3	0.4	1.7
Total	11921	473	96.6	0.6	0.3	0.4	0.4	0.2	0.3	1.3

Table 6.87: Within the past year how often have you used ecstasy?

Grade Level	N of Valid	N of Miss	Did Not Use	Did						Every Day
				1/yr	6/yr	1/mo	2/mo	1/wk	3/wk	
6th	1681	90	97.1	0.7	0.5	0.2	0.3	0.2	0.1	0.9
7th	2063	94	96.9	0.6	0.2	0.4	0.5	0.1	0.1	1.1
8th	2096	113	95.1	1.4	0.8	0.4	0.5	0.3	0.3	1.2
9th	1697	49	92.8	2.0	0.8	0.8	0.8	0.4	0.8	1.6
10th	1646	50	92.5	2.3	0.9	0.9	1.2	0.7	0.3	1.3
11th	1441	44	90.2	2.4	1.5	0.7	0.9	0.6	0.9	2.8
12th	1299	31	90.5	3.3	1.6	0.9	0.6	0.8	0.4	1.8
Jr Hi	5840	297	96.3	0.9	0.5	0.4	0.4	0.2	0.2	1.1
Sr Hi	6083	174	91.6	2.5	1.2	0.8	0.9	0.6	0.6	1.9
Total	11923	471	93.9	1.7	0.8	0.6	0.7	0.4	0.4	1.5

Table 6.88: Within the past year how often have you used OxyContin?

Grade Level	N of Valid	N of Miss	Did Not Use	Did						Every Day
				1/yr	6/yr	1/mo	2/mo	1/wk	3/wk	
6th	1682	89	97.3	0.6	0.1	0.3	0.8	0.0	0.1	0.9
7th	2043	114	97.4	0.9	0.1	0.3	0.5	0.1	0.0	0.7
8th	2074	135	96.6	0.7	0.5	0.2	0.3	0.2	0.1	1.4
9th	1680	66	95.8	0.8	0.4	0.4	0.6	0.5	0.2	1.3
10th	1643	53	96.6	0.9	0.2	0.5	0.2	0.1	0.3	1.2
11th	1437	48	94.1	1.1	0.6	0.4	0.6	0.3	0.5	2.4
12th	1298	32	95.8	0.5	0.8	0.5	0.1	0.4	0.3	1.8
Jr Hi	5799	338	97.1	0.7	0.2	0.3	0.5	0.1	0.1	1.0
Sr Hi	6058	199	95.6	0.8	0.5	0.4	0.4	0.3	0.3	1.6
Total	11857	537	96.3	0.8	0.4	0.4	0.5	0.2	0.2	1.3

Table 6.89: Within the past year how often have you used tobacco?

Grade Level	N of Valid	N of Miss	Did Not Use	Did						Every Day
				1/yr	6/yr	1/mo	2/mo	1/wk	3/wk	
6th	1752	19	92.8	3.4	1.0	0.5	0.6	0.6	0.4	0.9
7th	2117	40	87.2	5.8	1.7	0.8	1.1	0.9	1.0	1.6
8th	2152	57	81.4	7.2	2.5	2.0	1.3	1.1	1.9	2.6
9th	1724	22	73.5	9.2	3.8	1.9	2.1	1.9	3.1	4.5
10th	1673	23	69.4	8.7	4.6	2.4	2.5	2.8	4.1	5.5
11th	1459	26	65.3	8.1	4.5	2.0	3.0	3.6	3.8	9.9
12th	1310	20	61.9	8.3	5.2	2.4	2.9	3.4	3.7	12.3
Jr Hi	6021	116	86.7	5.6	1.8	1.1	1.0	0.9	1.2	1.8
Sr Hi	6166	91	68.0	8.6	4.5	2.1	2.6	2.9	3.6	7.7
Total	12187	207	77.2	7.1	3.1	1.6	1.8	1.9	2.4	4.8

Table 6.90: Within the past year how often have you drunk alcohol?

Grade Level	N of Valid	N of Miss	Did Not Use	1/yr	6/yr	1/mo	2/mo	1/wk	3/wk	Every Day
6th	1746	25	78.4	13.0	3.2	1.4	0.9	0.9	0.6	1.5
7th	2109	48	64.9	17.3	6.2	2.9	2.3	2.2	2.2	2.1
8th	2150	59	54.8	21.2	6.9	4.6	3.2	3.8	3.1	2.4
9th	1715	31	46.1	19.1	9.5	6.1	5.4	6.8	3.7	3.3
10th	1668	28	39.9	17.6	12.2	6.8	8.1	7.6	4.9	2.8
11th	1455	30	37.0	17.3	9.8	5.8	9.1	10.5	5.4	5.1
12th	1309	21	32.8	14.4	10.9	7.6	10.8	12.1	6.7	4.8
Jr Hi	6005	132	65.2	17.4	5.6	3.1	2.2	2.4	2.1	2.1
Sr Hi	6147	110	39.4	17.3	10.6	6.6	8.2	9.0	5.1	3.9
Total	12152	242	52.2	17.3	8.1	4.8	5.2	5.7	3.6	3.0

Table 6.91: Within the past year how often have you used illicit drugs?

Grade Level	N of Valid	N of Miss	Did Not Use	1/yr	6/yr	1/mo	2/mo	1/wk	3/wk	Every Day
6th	1754	17	89.9	3.1	1.1	1.0	1.4	0.6	0.5	2.5
7th	2116	41	86.8	3.8	1.7	1.2	1.3	1.1	0.8	3.4
8th	2154	55	83.0	4.6	2.2	1.5	1.8	1.4	1.8	3.7
9th	1722	24	74.6	7.4	2.6	2.5	2.7	2.2	2.7	5.4
10th	1678	18	71.0	6.9	4.1	2.6	3.1	3.0	3.5	5.8
11th	1464	21	68.9	7.0	3.1	2.5	3.8	2.7	3.7	8.2
12th	1310	20	67.5	7.7	5.0	2.9	3.1	3.1	3.5	7.2
Jr Hi	6024	113	86.3	3.9	1.7	1.2	1.5	1.0	1.1	3.2
Sr Hi	6174	83	70.8	7.2	3.6	2.6	3.2	2.7	3.3	6.5
Total	12198	196	78.4	5.6	2.7	1.9	2.4	1.9	2.2	4.9

6.5 At What Age Did You First

Table 6.92: At what age did you first smoke cigarettes?

Grade Level	N of Valid	N of Miss	Never Used	8 or Under	9	10	11	12	13	14	15	16	17 or Older
6th	1743	28	92.9	2.1	1.3	1.7	1.4	0.3	0.2	0.0	0.0	0.0	0.1
7th	2077	80	86.4	3.1	1.7	1.7	2.4	2.7	1.3	0.3	0.0	0.0	0.3
8th	2139	70	80.0	3.6	2.0	2.2	2.3	3.9	4.3	1.5	0.0	0.0	0.2
9th	1692	54	72.0	3.4	2.1	2.4	2.4	3.5	5.9	5.4	2.2	0.4	0.3
10th	1650	46	66.5	3.7	2.2	1.6	2.2	3.4	5.6	6.0	6.8	1.8	0.2
11th	1422	63	63.4	4.0	1.2	2.0	2.1	3.8	5.0	5.4	5.8	5.2	2.0
12th	1302	28	57.8	3.7	1.5	2.4	2.9	4.7	4.5	4.6	5.9	5.5	6.7
Jr Hi	5959	178	86.0	3.0	1.7	1.9	2.1	2.4	2.0	0.6	0.0	0.0	0.2
Sr Hi	6066	191	65.5	3.7	1.8	2.1	2.4	3.8	5.3	5.4	5.1	3.0	2.1
Total	12025	369	75.7	3.4	1.7	2.0	2.2	3.1	3.7	3.0	2.6	1.5	1.1

Table 6.93: At what age did you first use smokeless tobacco?

Grade Level	N of Valid	N of Miss	Never Used	8 or Under	9	10	11	12	13	14	15	16	17 or Older
6th	1740	31	97.1	1.2	0.5	0.7	0.3	0.1	0.1	0.0	0.0	0.0	0.1
7th	2077	80	96.3	1.0	0.4	0.3	0.7	0.6	0.2	0.1	0.0	0.1	0.2
8th	2137	72	95.6	1.3	0.2	0.4	0.4	0.8	0.7	0.3	0.0	0.0	0.2
9th	1689	57	91.9	1.4	0.7	0.6	0.6	0.6	1.4	1.7	0.8	0.2	0.2
10th	1647	49	89.9	1.3	0.5	0.6	0.5	0.7	1.0	1.8	2.2	1.2	0.2
11th	1420	65	86.3	1.6	0.5	0.6	0.7	1.1	1.5	1.7	2.7	2.4	1.0
12th	1298	32	86.1	2.1	0.8	0.3	0.4	0.8	1.1	1.2	2.0	2.7	2.5
Jr Hi	5954	183	96.3	1.1	0.4	0.5	0.5	0.5	0.4	0.2	0.0	0.1	0.2
Sr Hi	6054	203	88.8	1.6	0.6	0.5	0.5	0.8	1.2	1.6	1.9	1.5	0.9
Total	12008	386	92.5	1.4	0.5	0.5	0.5	0.7	0.8	0.9	1.0	0.8	0.5

Table 6.94: At what age did you first smoke cigars?

Grade Level	N of Valid	N of Miss	Never Used	8 or Under	9	10	11	12	13	14	15	16	17 or Older
6th	1734	37	96.6	1.1	0.7	0.6	0.6	0.2	0.0	0.0	0.0	0.0	0.1
7th	2070	87	93.6	0.7	0.7	0.9	1.4	1.3	0.9	0.1	0.0	0.0	0.3
8th	2130	79	90.6	1.6	0.6	1.0	0.8	1.6	2.4	1.1	0.1	0.0	0.1
9th	1687	59	86.8	1.4	0.6	1.0	1.4	1.4	3.1	3.1	0.8	0.1	0.2
10th	1637	59	83.5	1.2	0.9	0.9	0.9	2.1	1.8	3.2	3.4	1.8	0.4
11th	1414	71	78.8	2.1	0.7	1.1	1.1	2.0	2.1	3.0	3.5	4.2	1.4
12th	1289	41	75.8	1.9	1.1	1.0	0.5	1.6	2.4	2.0	3.3	4.0	6.4
Jr Hi	5934	203	93.4	1.2	0.7	0.9	0.9	1.1	1.2	0.4	0.1	0.0	0.2
Sr Hi	6027	230	81.7	1.6	0.8	1.0	1.0	1.7	2.4	2.9	2.7	2.4	1.8
Total	11961	433	87.5	1.4	0.7	0.9	1.0	1.4	1.8	1.7	1.4	1.2	1.0

Table 6.95: At what age did you first drink beer?

Grade Level	N of Valid	N of Miss	Never Used	8 or Under	9	10	11	12	13	14	15	16	17 or Older
6th	1734	37	83.7	5.5	3.1	3.1	3.0	1.2	0.1	0.0	0.1	0.0	0.1
7th	2061	96	75.0	6.4	2.4	3.8	3.9	5.3	2.6	0.2	0.0	0.1	0.2
8th	2131	78	66.8	7.2	3.5	3.7	4.3	5.5	6.3	2.4	0.2	0.0	0.1
9th	1679	67	57.6	6.8	3.5	2.9	4.1	4.9	8.6	8.2	3.1	0.2	0.1
10th	1640	56	51.8	6.8	2.2	2.7	2.6	4.1	7.4	8.6	10.3	3.0	0.3
11th	1418	67	48.8	7.5	1.9	2.3	2.9	3.7	5.4	7.4	10.2	7.4	2.6
12th	1291	39	44.1	7.3	1.9	1.6	2.2	2.8	5.5	7.0	9.6	9.8	8.1
Jr Hi	5926	211	74.6	6.4	3.0	3.6	3.8	4.2	3.2	0.9	0.1	0.0	0.2
Sr Hi	6028	229	51.1	7.1	2.4	2.4	3.0	3.9	6.9	7.9	8.1	4.7	2.5
Total	11954	440	62.7	6.8	2.7	3.0	3.4	4.1	5.0	4.4	4.2	2.4	1.3

Table 6.96: At what age did you first drink wine coolers?

Grade Level	N of Valid	N of Miss	Never Used	8 or Under	9	10	11	12	13	14	15	16	17 or Older
6th	1731	40	83.3	3.6	2.5	3.4	4.2	2.4	0.5	0.0	0.0	0.0	0.1
7th	2064	93	70.2	4.5	3.1	4.0	6.5	7.0	3.9	0.5	0.1	0.0	0.2
8th	2124	85	62.5	5.6	2.8	4.3	5.2	6.6	9.2	3.3	0.2	0.0	0.1
9th	1687	59	53.6	5.5	2.6	3.4	4.4	6.0	10.8	9.7	3.4	0.3	0.2
10th	1642	54	50.1	5.1	2.6	2.7	3.5	4.9	7.7	10.1	9.3	3.5	0.5
11th	1418	67	44.6	5.1	1.8	2.5	2.8	4.9	6.4	9.1	10.8	8.3	3.6
12th	1290	40	40.0	3.9	2.0	2.2	2.6	4.6	6.3	8.4	10.7	9.6	9.8
Jr Hi	5919	218	71.3	4.6	2.9	3.9	5.4	5.5	4.8	1.4	0.1	0.0	0.1
Sr Hi	6037	220	47.6	4.9	2.3	2.7	3.4	5.2	8.0	9.4	8.3	5.0	3.1
Total	11956	438	59.3	4.8	2.6	3.3	4.4	5.3	6.4	5.4	4.3	2.6	1.6

Table 6.97: At what age did you first drink liquor?

Grade Level	N of Valid	N of Miss	Never Used	8 or Under	9	10	11	12	13	14	15	16	17 or Older
6th	1736	35	91.1	2.3	0.9	2.1	2.2	0.9	0.2	0.0	0.1	0.0	0.1
7th	2064	93	82.2	2.5	1.5	2.6	2.7	4.8	3.1	0.3	0.0	0.0	0.3
8th	2135	74	73.7	3.8	1.5	3.0	2.9	5.5	6.1	3.3	0.1	0.0	0.1
9th	1685	61	62.4	3.9	2.1	1.6	2.5	5.5	7.8	10.0	3.7	0.4	0.2
10th	1638	58	52.4	3.8	1.6	1.8	1.6	3.7	7.6	10.3	11.6	5.1	0.4
11th	1416	69	48.2	3.7	1.3	2.2	2.5	3.5	5.1	8.2	11.4	10.4	3.6
12th	1292	38	38.6	3.0	1.5	1.0	2.2	2.8	5.8	7.5	11.3	12.9	13.4
Jr Hi	5935	202	81.8	2.9	1.3	2.6	2.6	3.9	3.3	1.3	0.1	0.0	0.2
Sr Hi	6031	226	51.3	3.6	1.7	1.7	2.2	3.9	6.7	9.1	9.3	6.7	3.9
Total	11966	428	66.4	3.3	1.5	2.1	2.4	3.9	5.0	5.2	4.7	3.4	2.0

Table 6.98: At what age did you first smoke marijuana?

Grade Level	N of Valid	N of Miss	Never Used	8 or Under	9	10	11	12	13	14	15	16	17 or Older
6th	1732	39	97.1	0.9	0.3	0.3	0.6	0.6	0.1	0.0	0.0	0.0	0.1
7th	2065	92	92.6	1.0	0.2	0.8	1.2	1.5	1.8	0.4	0.0	0.0	0.3
8th	2132	77	87.4	1.5	0.7	1.0	1.2	2.3	3.9	1.6	0.1	0.0	0.1
9th	1674	72	78.6	1.6	0.8	1.2	1.8	2.8	5.0	5.4	2.0	0.4	0.4
10th	1642	54	71.9	1.0	0.5	0.9	1.3	2.7	4.6	6.6	7.4	2.9	0.1
11th	1413	72	69.4	2.5	1.0	0.8	1.5	1.9	3.2	5.7	6.1	6.1	1.8
12th	1291	39	63.4	1.5	0.9	0.8	0.9	2.2	4.3	5.4	6.5	6.7	7.3
Jr Hi	5929	208	92.1	1.2	0.4	0.7	1.0	1.6	2.1	0.7	0.1	0.0	0.2
Sr Hi	6020	237	71.4	1.6	0.8	0.9	1.4	2.5	4.3	5.8	5.4	3.7	2.1
Total	11949	445	81.6	1.4	0.6	0.8	1.2	2.0	3.2	3.3	2.7	1.9	1.1

Table 6.99: At what age did you first use cocaine?

Grade Level	N of Valid	N of Miss	Never Used	8 or Under	9	10	11	12	13	14	15	16	17 or Older
6th	1734	37	98.2	0.9	0.1	0.3	0.1	0.3	0.1	0.1	0.0	0.0	0.1
7th	2071	86	97.5	0.5	0.1	0.2	0.2	0.5	0.2	0.3	0.1	0.0	0.3
8th	2138	71	96.4	0.8	0.1	0.2	0.6	0.4	0.5	0.6	0.1	0.0	0.2
9th	1683	63	94.3	1.0	0.5	0.3	0.3	0.4	0.7	1.1	1.2	0.1	0.3
10th	1646	50	94.0	0.5	0.1	0.1	0.1	0.5	0.6	1.2	1.8	0.9	0.2
11th	1418	67	91.0	1.8	0.4	0.2	0.2	0.4	0.4	0.9	1.3	2.6	0.9
12th	1291	39	90.5	1.0	0.3	0.3	0.2	0.1	0.6	0.9	1.5	1.3	3.2
Jr Hi	5943	194	97.3	0.7	0.1	0.3	0.3	0.4	0.3	0.3	0.1	0.0	0.2
Sr Hi	6038	219	92.6	1.0	0.3	0.2	0.2	0.4	0.6	1.0	1.4	1.2	1.0
Total	11981	413	95.0	0.9	0.2	0.2	0.3	0.4	0.4	0.7	0.8	0.6	0.6

Table 6.100: At what age did you first use uppers?

Grade Level	N of Valid	N of Miss	Never Used	8 or Under	9	10	11	12	13	14	15	16	17 or Older
6th	1708	63	98.3	0.9	0.1	0.2	0.3	0.1	0.0	0.0	0.1	0.0	0.1
7th	2063	94	97.6	0.4	0.1	0.2	0.4	0.5	0.2	0.1	0.2	0.0	0.3
8th	2127	82	96.7	0.9	0.0	0.2	0.3	0.6	0.7	0.2	0.1	0.0	0.1
9th	1682	64	94.9	0.9	0.2	0.2	0.2	0.5	0.7	1.1	0.8	0.2	0.3
10th	1644	52	95.0	0.6	0.2	0.2	0.1	0.2	0.5	0.9	1.4	0.6	0.1
11th	1418	67	91.3	1.3	0.1	0.6	0.2	0.3	0.4	1.0	1.7	2.4	0.7
12th	1290	40	91.5	1.1	0.4	0.0	0.2	0.2	0.5	0.9	1.3	1.6	2.4
Jr Hi	5898	239	97.5	0.7	0.1	0.2	0.3	0.4	0.3	0.1	0.2	0.0	0.2
Sr Hi	6034	223	93.4	1.0	0.2	0.3	0.2	0.3	0.5	1.0	1.3	1.1	0.8
Total	11932	462	95.4	0.8	0.2	0.2	0.3	0.4	0.4	0.5	0.7	0.6	0.5

Table 6.101: At what age did you first use downers?

Grade Level	N of Valid	N of Miss	Never Used	8 or Under	9	10	11	12	13	14	15	16	17 or Older
6th	1712	59	98.0	0.9	0.2	0.2	0.3	0.3	0.0	0.0	0.0	0.1	0.1
7th	2065	92	96.7	0.6	0.3	0.3	0.4	0.6	0.5	0.1	0.1	0.2	0.2
8th	2126	83	96.1	1.0	0.1	0.2	0.3	0.7	0.8	0.4	0.0	0.0	0.1
9th	1681	65	94.1	0.9	0.4	0.2	0.1	0.5	1.2	1.2	0.8	0.2	0.4
10th	1645	51	92.6	0.6	0.2	0.1	0.1	1.0	0.5	1.6	1.6	1.3	0.2
11th	1417	68	89.6	1.6	0.4	0.2	0.4	1.1	0.6	0.8	2.4	2.3	0.7
12th	1293	37	88.6	0.9	0.2	0.2	0.2	0.5	1.0	1.2	2.3	2.6	2.3
Jr Hi	5903	234	96.9	0.8	0.2	0.2	0.3	0.5	0.5	0.2	0.1	0.1	0.2
Sr Hi	6036	221	91.5	1.0	0.3	0.2	0.2	0.8	0.9	1.2	1.7	1.5	0.8
Total	11939	455	94.1	0.9	0.2	0.2	0.3	0.7	0.7	0.7	0.9	0.8	0.5

Table 6.102: At what age did you first use inhalants?

Grade Level	N of Valid	N of Miss	Never Used	8 or Under	9	10	11	12	13	14	15	16	17 or Older
6th	1712	59	94.1	2.6	0.8	1.0	1.0	0.4	0.0	0.0	0.0	0.0	0.1
7th	2063	94	94.5	1.7	0.6	0.5	0.7	0.9	0.5	0.0	0.1	0.0	0.3
8th	2131	78	94.6	1.5	0.4	0.4	0.8	0.8	1.0	0.4	0.0	0.0	0.1
9th	1683	63	94.8	1.1	0.5	0.3	0.4	0.5	1.0	1.0	0.2	0.1	0.2
10th	1642	54	96.2	1.1	0.2	0.4	0.1	0.2	0.2	0.3	0.5	0.4	0.3
11th	1411	74	94.0	1.6	0.5	0.4	0.2	0.4	0.6	0.6	0.6	0.7	0.3
12th	1289	41	95.3	1.2	0.4	0.2	0.2	0.3	0.3	0.2	0.5	0.5	0.9
Jr Hi	5906	231	94.4	1.9	0.6	0.6	0.8	0.7	0.5	0.2	0.1	0.0	0.2
Sr Hi	6025	232	95.1	1.2	0.4	0.3	0.2	0.4	0.5	0.5	0.4	0.4	0.4
Total	11931	463	94.7	1.6	0.5	0.5	0.5	0.5	0.5	0.4	0.3	0.2	0.3

Table 6.103: At what age did you first use hallucinogens?

Grade Level	N of Valid	N of Miss	Never Used	8 or Under	9	10	11	12	13	14	15	16	17 or Older
6th	1702	69	98.8	0.8	0.1	0.1	0.2	0.1	0.0	0.0	0.0	0.1	0.1
7th	2063	94	97.9	0.4	0.0	0.1	0.2	0.5	0.2	0.0	0.0	0.2	0.3
8th	2130	79	97.2	0.8	0.1	0.2	0.2	0.3	0.5	0.2	0.1	0.0	0.3
9th	1682	64	96.0	0.7	0.4	0.2	0.4	0.3	0.5	0.7	0.7	0.2	0.1
10th	1647	49	95.6	0.5	0.2	0.1	0.1	0.2	0.4	0.5	1.3	0.9	0.2
11th	1413	72	93.4	1.2	0.3	0.4	0.3	0.6	0.1	1.1	0.6	1.0	0.9
12th	1291	39	93.9	1.0	0.3	0.2	0.2	0.4	0.3	0.4	1.0	1.0	1.3
Jr Hi	5895	242	97.9	0.7	0.1	0.1	0.2	0.3	0.3	0.1	0.1	0.1	0.2
Sr Hi	6033	224	94.8	0.8	0.3	0.2	0.2	0.4	0.3	0.7	0.9	0.7	0.6
Total	11928	466	96.3	0.8	0.2	0.2	0.2	0.3	0.3	0.4	0.5	0.4	0.4

Table 6.104: At what age did you first use heroin?

Grade Level	N of Valid	N of Miss	Never Used	8 or Under	9	10	11	12	13	14	15	16	17 or Older
6th	1710	61	98.4	0.9	0.1	0.2	0.1	0.2	0.0	0.0	0.1	0.0	0.1
7th	2067	90	98.3	0.4	0.0	0.0	0.2	0.3	0.1	0.0	0.1	0.0	0.5
8th	2129	80	97.3	0.8	0.2	0.3	0.3	0.2	0.4	0.1	0.1	0.0	0.2
9th	1680	66	96.7	0.7	0.2	0.1	0.4	0.4	0.3	0.5	0.6	0.0	0.2
10th	1648	48	96.7	0.6	0.2	0.1	0.2	0.2	0.2	0.4	0.7	0.3	0.2
11th	1413	72	95.4	1.4	0.3	0.3	0.3	0.6	0.1	0.4	0.2	0.6	0.4
12th	1291	39	96.5	1.1	0.2	0.1	0.2	0.2	0.2	0.2	0.6	0.3	0.4
Jr Hi	5906	231	98.0	0.7	0.1	0.2	0.2	0.2	0.2	0.1	0.1	0.0	0.3
Sr Hi	6032	225	96.4	0.9	0.2	0.1	0.2	0.3	0.2	0.4	0.5	0.3	0.3
Total	11938	456	97.2	0.8	0.2	0.2	0.2	0.3	0.2	0.2	0.3	0.2	0.3

Table 6.105: At what age did you first use steroids?

Grade Level	N of Valid	N of Miss	Never Used	8 or Under	9	10	11	12	13	14	15	16	17 or Older
6th	1710	61	98.4	1.0	0.0	0.1	0.2	0.1	0.1	0.1	0.0	0.0	0.1
7th	2069	88	98.2	0.3	0.2	0.1	0.3	0.2	0.1	0.1	0.0	0.1	0.3
8th	2127	82	97.7	0.8	0.3	0.0	0.1	0.2	0.4	0.1	0.0	0.1	0.2
9th	1682	64	97.0	0.8	0.3	0.4	0.1	0.2	0.3	0.2	0.5	0.0	0.2
10th	1646	50	97.1	0.7	0.2	0.1	0.1	0.4	0.2	0.4	0.5	0.2	0.2
11th	1410	75	95.6	1.2	0.2	0.3	0.2	0.4	0.5	0.4	0.3	0.5	0.5
12th	1288	42	96.4	1.0	0.3	0.1	0.2	0.2	0.3	0.3	0.2	0.3	0.7
Jr Hi	5906	231	98.1	0.7	0.2	0.1	0.2	0.2	0.2	0.1	0.0	0.1	0.2
Sr Hi	6026	231	96.6	0.9	0.2	0.2	0.1	0.3	0.3	0.3	0.4	0.2	0.4
Total	11932	462	97.3	0.8	0.2	0.1	0.2	0.2	0.3	0.2	0.2	0.2	0.3

Table 6.106: At what age did you first use ecstasy?

Grade Level	N of Valid	N of Miss	Never Used	8 or Under	9	10	11	12	13	14	15	16	17 or Older
6th	1705	66	98.2	1.0	0.0	0.2	0.1	0.2	0.1	0.1	0.0	0.0	0.1
7th	2060	97	97.9	0.1	0.0	0.2	0.3	0.4	0.4	0.3	0.0	0.0	0.2
8th	2127	82	95.5	1.0	0.2	0.1	0.1	0.6	1.3	0.8	0.1	0.0	0.2
9th	1679	67	93.4	0.7	0.4	0.3	0.3	0.5	1.2	1.5	1.3	0.2	0.1
10th	1643	53	93.4	0.6	0.1	0.1	0.1	0.5	0.5	1.2	2.1	1.0	0.2
11th	1412	73	90.7	1.5	0.1	0.5	0.2	0.6	0.5	0.8	2.2	2.0	1.1
12th	1287	43	89.9	0.9	0.2	0.1	0.2	0.3	0.7	1.1	1.6	1.6	3.5
Jr Hi	5892	245	97.1	0.7	0.1	0.2	0.2	0.4	0.6	0.4	0.1	0.0	0.2
Sr Hi	6021	236	92.0	0.9	0.2	0.2	0.2	0.5	0.7	1.2	1.8	1.1	1.1
Total	11913	481	94.5	0.8	0.2	0.2	0.2	0.5	0.7	0.8	0.9	0.6	0.6

Table 6.107: At what age did you first use OxyContin?

Grade Level	N of Valid	N of Miss	Never Used	8 or Under	9	10	11	12	13	14	15	16	17 or Older
6th	1701	70	98.5	1.1	0.0	0.0	0.0	0.2	0.1	0.1	0.0	0.0	0.1
7th	2050	107	98.5	0.3	0.0	0.0	0.1	0.5	0.0	0.0	0.1	0.0	0.3
8th	2112	97	97.3	1.1	0.1	0.1	0.4	0.1	0.4	0.2	0.0	0.0	0.2
9th	1672	74	96.8	0.7	0.2	0.2	0.2	0.4	0.2	0.4	0.5	0.1	0.2
10th	1643	53	97.1	0.6	0.1	0.2	0.1	0.1	0.1	0.4	0.5	0.4	0.2
11th	1406	79	95.0	1.2	0.4	0.1	0.1	0.5	0.4	0.6	0.4	0.6	0.7
12th	1285	45	95.7	1.0	0.2	0.2	0.4	0.2	0.4	0.2	0.5	0.3	1.0
Jr Hi	5863	274	98.1	0.8	0.0	0.1	0.2	0.3	0.2	0.1	0.0	0.0	0.2
Sr Hi	6006	251	96.2	0.9	0.2	0.2	0.2	0.3	0.3	0.4	0.5	0.3	0.5
Total	11869	525	97.2	0.8	0.1	0.1	0.2	0.3	0.2	0.3	0.3	0.2	0.4

6.6 Where Do You Use

Table 6.108: Where do you smoke cigarettes?

Grade Level	N of Valid	N of Miss	Do Not Use	At Home	At School	In A Car	Friend's House	Other
6th	1771	0	91.6	2.7	0.7	0.6	2.1	2.1
7th	2157	0	84.5	4.5	1.0	1.4	4.6	4.5
8th	2209	0	79.6	6.0	1.2	2.8	7.7	6.8
9th	1746	0	74.4	8.4	2.6	5.3	11.7	8.5
10th	1696	0	71.5	11.1	3.1	9.3	13.0	9.8
11th	1485	0	67.4	10.4	3.8	11.3	14.4	10.6
12th	1330	0	66.7	10.6	4.1	14.5	16.7	12.4
Jr Hi	6137	0	84.8	4.5	1.0	1.6	5.0	4.6
Sr Hi	6257	0	70.3	10.1	3.3	9.8	13.8	10.2
Total	12394	0	77.5	7.3	2.2	5.8	9.4	7.4

Table 6.109: Where do you use smokeless tobacco?

Grade Level	N of Valid	N of Miss	Do Not Use	At Home	At School	In A Car	Friend's House	Other
6th	1771	0	94.5	0.7	0.6	0.5	0.4	1.1
7th	2157	0	91.6	1.5	0.5	0.7	1.2	1.3
8th	2209	0	90.7	2.0	0.8	0.5	1.7	1.8
9th	1746	0	88.8	1.5	1.3	1.1	2.8	2.7
10th	1696	0	88.6	3.3	1.8	2.1	3.7	2.7
11th	1485	0	82.9	3.8	2.6	3.6	4.6	4.2
12th	1330	0	84.9	4.4	2.6	3.5	4.0	3.7
Jr Hi	6137	0	92.1	1.4	0.7	0.6	1.1	1.4
Sr Hi	6257	0	86.5	3.1	2.0	2.5	3.7	3.2
Total	12394	0	89.3	2.3	1.3	1.5	2.4	2.3

Table 6.110: Where do you smoke cigars?

Grade Level	N of Valid	N of Miss	Do Not Use	At Home	At School	In A Car	Friend's House	Other
6th	1771	0	93.8	1.6	0.6	0.3	0.8	1.1
7th	2157	0	89.1	2.4	0.7	0.8	1.8	2.3
8th	2209	0	87.0	3.3	1.0	1.4	3.4	3.2
9th	1746	0	85.1	2.9	1.2	1.9	4.4	4.0
10th	1696	0	82.1	5.3	1.8	2.9	6.1	4.8
11th	1485	0	77.3	5.1	1.8	4.8	7.2	6.5
12th	1330	0	75.9	5.9	2.6	5.3	11.1	6.9
Jr Hi	6137	0	89.7	2.5	0.8	0.9	2.1	2.3
Sr Hi	6257	0	80.5	4.7	1.8	3.6	7.0	5.4
Total	12394	0	85.0	3.6	1.3	2.3	4.6	3.9

Table 6.111: Where do you drink beer?

Grade Level	N of Valid	N of Miss	Do Not Use	At Home	At School	In A Car	Friend's House	Other
6th	1771	0	84.5	8.0	0.6	0.7	2.7	4.3
7th	2157	0	75.6	11.4	0.6	1.4	5.8	7.6
8th	2209	0	66.4	17.3	1.4	1.9	11.3	10.9
9th	1746	0	60.5	17.8	1.9	3.8	17.8	11.5
10th	1696	0	56.2	19.8	2.3	5.8	23.2	14.0
11th	1485	0	52.1	17.0	3.0	7.3	26.1	16.2
12th	1330	0	48.3	20.6	3.1	8.1	32.9	18.0
Jr Hi	6137	0	74.9	12.6	0.9	1.4	6.9	7.8
Sr Hi	6257	0	54.8	18.7	2.5	6.1	24.5	14.7
Total	12394	0	64.7	15.7	1.7	3.8	15.7	11.3

Table 6.112: Where do you drink wine coolers?

Grade Level	N of Valid	N of Miss	Do Not Use	At Home	At School	In A Car	Friend's House	Other
6th	1771	0	83.3	9.1	0.8	0.4	2.3	5.0
7th	2157	0	70.1	16.5	0.6	1.5	6.2	8.4
8th	2209	0	62.9	21.0	1.2	2.1	9.6	11.0
9th	1746	0	56.3	22.9	1.8	2.9	15.9	11.6
10th	1696	0	53.2	23.9	2.0	4.0	20.5	12.9
11th	1485	0	48.6	22.6	2.4	4.5	22.2	14.9
12th	1330	0	46.7	22.8	2.6	6.0	28.2	17.5
Jr Hi	6137	0	71.3	16.0	0.8	1.4	6.3	8.4
Sr Hi	6257	0	51.6	23.1	2.2	4.2	21.3	14.0
Total	12394	0	61.4	19.6	1.5	2.8	13.9	11.2

Table 6.113: Where do you drink liquor?

Grade Level	N of Valid	N of Miss	Do Not Use	At Home	At School	In A Car	Friend's House	Other
6th	1771	0	89.3	4.3	0.7	0.6	1.3	2.8
7th	2157	0	79.8	8.3	0.8	0.9	4.4	6.4
8th	2209	0	71.9	12.8	1.3	2.0	9.6	9.0
9th	1746	0	63.1	15.5	2.6	3.2	16.6	11.6
10th	1696	0	54.4	19.8	2.8	5.2	23.4	14.9
11th	1485	0	50.0	17.2	3.8	6.9	25.9	17.3
12th	1330	0	41.1	22.1	4.1	7.5	35.4	21.6
Jr Hi	6137	0	79.7	8.8	0.9	1.2	5.4	6.3
Sr Hi	6257	0	52.9	18.5	3.3	5.5	24.6	16.0
Total	12394	0	66.2	13.7	2.1	3.4	15.1	11.2

Table 6.114: Where do you smoke marijuana?

Grade Level	N of Valid	N of Miss	Do Not Use	At Home	At School	In A Car	Friend's House	Other
6th	1771	0	93.6	0.7	0.8	0.4	0.9	1.1
7th	2157	0	87.9	1.9	0.7	1.2	3.7	3.2
8th	2209	0	83.1	3.3	1.4	2.7	6.2	5.5
9th	1746	0	76.7	6.1	2.9	4.8	11.6	7.7
10th	1696	0	72.1	8.7	3.1	8.5	15.4	10.3
11th	1485	0	68.8	8.2	4.8	9.2	15.4	10.2
12th	1330	0	67.8	8.2	3.5	10.3	19.6	12.0
Jr Hi	6137	0	87.8	2.1	1.0	1.5	3.8	3.4
Sr Hi	6257	0	71.7	7.8	3.5	8.0	15.2	9.9
Total	12394	0	79.7	4.9	2.3	4.8	9.6	6.7

Table 6.115: Where do you use cocaine?

Grade Level	N of Valid	N of Miss	Do Not Use	At Home	At School	In A Car	Friend's House	Other
6th	1771	0	94.4	0.4	0.7	0.3	0.5	0.6
7th	2157	0	92.3	0.6	0.5	0.5	1.0	0.9
8th	2209	0	90.9	1.3	0.6	0.8	1.6	1.3
9th	1746	0	89.2	1.2	1.4	0.9	2.4	1.7
10th	1696	0	89.7	1.9	1.4	1.5	2.9	2.3
11th	1485	0	84.7	3.0	2.9	2.4	4.2	2.9
12th	1330	0	86.8	2.5	2.3	2.1	4.2	3.6
Jr Hi	6137	0	92.4	0.8	0.6	0.6	1.1	0.9
Sr Hi	6257	0	87.8	2.1	1.9	1.7	3.4	2.5
Total	12394	0	90.1	1.5	1.3	1.1	2.2	1.7

Table 6.116: Where do you use uppers?

Grade Level	N of Valid	N of Miss	Do Not Use	At Home	At School	In A Car	Friend's House	Other
6th	1771	0	93.3	0.6	0.6	0.3	0.5	0.5
7th	2157	0	92.4	0.8	0.6	0.6	1.0	0.8
8th	2209	0	91.3	1.4	1.0	0.4	1.5	1.2
9th	1746	0	89.7	1.5	1.7	0.9	2.0	1.4
10th	1696	0	90.4	1.7	2.2	1.2	2.2	1.7
11th	1485	0	85.7	2.9	2.5	2.3	2.8	2.1
12th	1330	0	88.0	2.3	3.1	1.7	3.0	2.4
Jr Hi	6137	0	92.3	1.0	0.7	0.4	1.0	0.8
Sr Hi	6257	0	88.6	2.0	2.3	1.5	2.5	1.9
Total	12394	0	90.4	1.5	1.5	1.0	1.8	1.3

Table 6.117: Where do you use downers?

Grade Level	N of Valid	N of Miss	Do Not Use	At Home	At School	In A Car	Friend's House	Other
6th	1771	0	93.1	1.0	0.6	0.3	0.4	0.4
7th	2157	0	91.7	1.6	0.6	0.5	1.1	0.8
8th	2209	0	90.6	1.8	1.2	0.5	1.4	1.4
9th	1746	0	89.1	2.1	1.9	1.3	2.1	1.7
10th	1696	0	88.7	3.4	3.0	1.6	2.9	1.8
11th	1485	0	84.4	3.8	3.4	2.2	3.4	2.9
12th	1330	0	85.1	4.3	3.5	2.3	5.3	3.5
Jr Hi	6137	0	91.7	1.5	0.8	0.5	1.0	0.9
Sr Hi	6257	0	87.0	3.3	2.9	1.8	3.3	2.4
Total	12394	0	89.3	2.4	1.9	1.1	2.2	1.7

Table 6.118: Where do you use inhalants?

Grade Level	N of Valid	N of Miss	Do Not Use	At Home	At School	In A Car	Friend's House	Other
6th	1771	0	90.5	2.5	3.2	0.5	0.6	1.0
7th	2157	0	89.8	1.9	2.2	0.8	1.8	1.7
8th	2209	0	89.5	2.4	1.9	0.6	1.6	1.6
9th	1746	0	89.6	2.1	1.8	0.7	1.4	1.2
10th	1696	0	91.6	1.5	1.5	0.9	1.2	1.2
11th	1485	0	88.1	1.8	2.1	1.5	1.6	1.5
12th	1330	0	91.1	1.4	1.2	0.7	1.4	1.4
Jr Hi	6137	0	89.9	2.2	2.4	0.7	1.4	1.4
Sr Hi	6257	0	90.1	1.7	1.6	1.0	1.4	1.3
Total	12394	0	90.0	2.0	2.0	0.8	1.4	1.4

Table 6.119: Where do you use hallucinogens?

Grade Level	N of Valid	N of Miss	Do Not Use	At Home	At School	In A Car	Friend's House	Other
6th	1771	0	93.2	0.7	0.6	0.4	0.3	0.3
7th	2157	0	92.2	0.5	0.5	0.6	1.0	0.9
8th	2209	0	91.2	1.0	0.8	0.6	0.9	1.0
9th	1746	0	90.0	1.1	1.2	0.9	1.8	1.4
10th	1696	0	91.3	1.6	1.2	1.1	1.9	1.4
11th	1485	0	86.6	1.8	1.8	1.5	2.6	2.1
12th	1330	0	89.8	1.7	1.6	1.0	1.8	2.0
Jr Hi	6137	0	92.1	0.7	0.6	0.5	0.7	0.7
Sr Hi	6257	0	89.5	1.5	1.4	1.1	2.0	1.7
Total	12394	0	90.8	1.1	1.0	0.8	1.4	1.2

Table 6.120: Where do you use heroin?

Grade Level	N of Valid	N of Miss	Do Not Use	At Home	At School	In A Car	Friend's House	Other
6th	1771	0	93.4	0.6	0.7	0.5	0.3	0.4
7th	2157	0	92.7	0.5	0.6	0.4	0.6	0.7
8th	2209	0	91.9	0.9	0.7	0.5	0.8	0.8
9th	1746	0	90.8	1.1	1.1	0.7	1.0	1.1
10th	1696	0	92.4	1.1	1.1	0.6	1.6	0.9
11th	1485	0	88.2	1.5	1.6	1.1	1.3	1.2
12th	1330	0	91.4	1.1	1.5	0.8	0.8	1.4
Jr Hi	6137	0	92.6	0.7	0.7	0.5	0.6	0.7
Sr Hi	6257	0	90.8	1.2	1.3	0.8	1.2	1.2
Total	12394	0	91.7	0.9	1.0	0.6	0.9	0.9

Table 6.121: Where do you use steroids?

Grade Level	N of Valid	N of Miss	Do Not Use	At Home	At School	In A Car	Friend's House	Other
6th	1771	0	93.4	0.7	0.8	0.4	0.2	0.3
7th	2157	0	92.7	0.6	0.5	0.6	0.6	0.6
8th	2209	0	92.1	0.9	0.8	0.5	0.6	0.7
9th	1746	0	91.3	1.4	1.3	0.9	0.9	1.0
10th	1696	0	92.3	1.5	1.1	0.6	0.7	0.8
11th	1485	0	88.2	1.1	1.7	1.1	1.1	1.4
12th	1330	0	91.1	1.4	1.3	0.9	0.9	1.3
Jr Hi	6137	0	92.7	0.7	0.7	0.5	0.5	0.6
Sr Hi	6257	0	90.8	1.4	1.3	0.9	0.9	1.1
Total	12394	0	91.7	1.1	1.0	0.7	0.7	0.8

Table 6.122: Where do you use ecstasy?

Grade Level	N of Valid	N of Miss	Do Not Use	At Home	At School	In A Car	Friend's House	Other
6th	1771	0	92.8	0.5	0.7	0.6	0.5	0.5
7th	2157	0	91.8	0.7	0.7	0.5	0.7	1.0
8th	2209	0	90.1	1.1	1.0	0.6	1.7	2.1
9th	1746	0	88.0	1.5	1.8	1.1	2.9	2.5
10th	1696	0	89.0	1.8	1.7	1.7	3.5	2.7
11th	1485	0	84.1	2.1	2.0	2.1	4.1	4.0
12th	1330	0	86.6	2.1	1.9	1.7	4.6	4.1
Jr Hi	6137	0	91.5	0.8	0.8	0.6	1.0	1.2
Sr Hi	6257	0	87.0	1.8	1.8	1.6	3.7	3.2
Total	12394	0	89.2	1.3	1.3	1.1	2.4	2.2

Table 6.123: Where do you use OxyContin?

Grade Level	N of Valid	N of Miss	Do Not Use	At Home	At School	In A Car	Friend's House	Other
6th	1771	0	92.5	0.5	0.6	0.6	0.2	0.4
7th	2157	0	92.3	0.6	0.4	0.4	0.5	0.6
8th	2209	0	90.8	1.0	0.7	0.5	1.1	0.8
9th	1746	0	90.4	1.3	1.3	1.0	0.9	1.3
10th	1696	0	91.8	1.0	1.1	0.9	1.1	0.9
11th	1485	0	87.5	1.3	1.3	1.1	1.8	1.7
12th	1330	0	90.8	1.2	1.4	0.9	1.3	2.0
Jr Hi	6137	0	91.8	0.7	0.5	0.5	0.6	0.6
Sr Hi	6257	0	90.2	1.2	1.3	1.0	1.2	1.4
Total	12394	0	91.0	1.0	0.9	0.7	0.9	1.0

Table 6.124: Where do you use any tobacco?

Grade Level	N of Valid	N of Miss	Do Not Use	At Home	At School	In A Car	Friend's House	Other
6th	1771	0	95.4	1.9	0.7	0.6	1.0	1.6
7th	2157	0	92.4	3.1	0.8	1.0	2.3	2.7
8th	2209	0	92.4	4.6	1.2	1.6	4.3	4.0
9th	1746	0	90.8	3.7	1.7	2.3	5.7	5.0
10th	1696	0	90.5	7.3	2.5	4.1	7.6	6.0
11th	1485	0	85.1	7.1	3.4	6.6	9.2	8.3
12th	1330	0	86.2	8.4	3.8	7.4	12.5	7.9
Jr Hi	6137	0	93.3	3.3	0.9	1.1	2.6	2.9
Sr Hi	6257	0	88.4	6.5	2.8	4.9	8.5	6.7
Total	12394	0	90.8	4.9	1.9	3.0	5.6	4.8

Table 6.125: Where do you use any alcohol?

Grade Level	N of Valid	N of Miss	Do Not Use	At Home	At School	In A Car	Friend's House	Other
6th	1771	0	92.0	13.1	1.0	1.0	3.9	7.1
7th	2157	0	84.2	20.9	1.0	2.1	9.3	12.2
8th	2209	0	79.2	27.5	1.9	3.4	15.5	16.1
9th	1746	0	73.9	30.0	3.3	5.2	23.6	17.9
10th	1696	0	68.8	32.1	3.9	7.5	30.1	20.2
11th	1485	0	64.7	28.7	4.6	9.8	33.1	23.4
12th	1330	0	61.4	31.3	5.3	10.9	42.0	27.2
Jr Hi	6137	0	84.7	21.0	1.3	2.2	10.0	12.1
Sr Hi	6257	0	67.7	30.5	4.2	8.1	31.5	21.8
Total	12394	0	76.1	25.8	2.8	5.2	20.9	17.0

Table 6.126: Where do you use any illicit drugs?

Grade Level	N of Valid	N of Miss	Do Not Use	At Home	At School	In A Car	Friend's House	Other
6th	1771	0	95.8	4.0	3.7	1.2	1.9	2.4
7th	2157	0	94.1	5.0	3.0	2.2	5.0	4.9
8th	2209	0	93.6	6.6	3.8	3.8	8.4	7.6
9th	1746	0	92.9	8.9	5.9	5.9	13.3	9.6
10th	1696	0	94.3	11.6	6.7	9.5	17.2	11.9
11th	1485	0	90.4	11.4	7.9	11.1	17.6	13.3
12th	1330	0	93.2	11.4	7.6	12.2	22.3	14.8
Jr Hi	6137	0	94.4	5.2	3.5	2.5	5.3	5.1
Sr Hi	6257	0	92.8	10.7	6.9	9.4	17.3	12.2
Total	12394	0	93.6	8.0	5.2	6.0	11.4	8.7

6.7 When Do You Use

Table 6.127: When do you smoke cigarettes?

Grade Level	N of Valid	N of Miss	Do Not Use	Before School	During School	After School	Week Nights	Week ends
6th	1771	0	90.6	0.7	0.7	1.4	1.4	3.3
7th	2157	0	84.1	0.9	0.7	3.0	2.2	7.0
8th	2209	0	79.1	1.9	1.0	4.8	3.8	10.0
9th	1746	0	74.9	2.9	2.1	7.5	5.5	13.9
10th	1696	0	72.2	4.5	3.2	7.8	7.1	16.9
11th	1485	0	68.6	5.9	2.9	10.5	8.4	17.6
12th	1330	0	67.4	7.7	4.1	12.6	11.0	20.8
Jr Hi	6137	0	84.2	1.2	0.8	3.2	2.5	7.0
Sr Hi	6257	0	71.1	5.1	3.0	9.4	7.8	17.1
Total	12394	0	77.6	3.2	1.9	6.3	5.2	12.1

Table 6.128: When do you use smokeless tobacco?

Grade Level	N of Valid	N of Miss	Do Not Use	Before School	During School	After School	Week Nights	Week ends
6th	1771	0	93.1	0.7	0.8	0.6	0.6	1.3
7th	2157	0	90.6	0.6	0.6	0.9	0.7	1.8
8th	2209	0	89.0	0.6	0.6	1.5	1.1	2.3
9th	1746	0	87.7	1.0	1.0	1.5	1.6	4.2
10th	1696	0	87.4	1.3	1.4	2.1	1.9	4.1
11th	1485	0	82.4	2.2	2.2	4.0	3.4	5.7
12th	1330	0	83.8	2.1	2.5	3.5	3.4	6.4
Jr Hi	6137	0	90.8	0.6	0.7	1.0	0.8	1.8
Sr Hi	6257	0	85.5	1.6	1.7	2.7	2.5	5.0
Total	12394	0	88.1	1.1	1.2	1.9	1.7	3.4

Table 6.129: When do you smoke cigars?

Grade Level	N of Valid	N of Miss	Do Not Use	Before School	During School	After School	Week Nights	Week ends
6th	1771	0	92.4	0.8	0.6	0.7	0.8	1.6
7th	2157	0	88.1	0.6	0.6	1.1	1.2	3.8
8th	2209	0	85.8	0.9	0.8	1.9	1.7	5.2
9th	1746	0	85.1	1.0	0.7	2.3	2.0	6.4
10th	1696	0	82.2	1.4	1.2	2.8	2.6	8.8
11th	1485	0	78.2	1.8	2.4	3.5	4.0	9.6
12th	1330	0	77.1	2.3	2.0	3.3	3.8	13.8
Jr Hi	6137	0	88.5	0.7	0.7	1.3	1.3	3.7
Sr Hi	6257	0	81.0	1.6	1.5	2.9	3.0	9.4
Total	12394	0	84.7	1.2	1.1	2.1	2.1	6.6

Table 6.130: When do you drink beer?

Grade Level	N of Valid	N of Miss	Do Not Use	Before School	During School	After School	Week Nights	Week ends
6th	1771	0	85.2	0.7	0.6	1.9	2.5	7.6
7th	2157	0	76.6	0.6	0.6	2.8	4.3	14.1
8th	2209	0	68.2	1.1	1.2	4.1	5.5	21.1
9th	1746	0	63.1	1.5	1.1	4.6	6.5	26.7
10th	1696	0	58.1	1.5	1.5	4.7	6.4	32.7
11th	1485	0	54.9	2.2	3.0	7.1	8.4	32.7
12th	1330	0	51.4	2.3	2.7	5.6	10.5	38.6
Jr Hi	6137	0	76.1	0.8	0.8	3.0	4.2	14.7
Sr Hi	6257	0	57.3	1.8	2.0	5.4	7.8	32.3
Total	12394	0	66.6	1.3	1.4	4.2	6.0	23.6

Table 6.131: When do you drink wine coolers?

Grade Level	N of Valid	N of Miss	Do Not Use	Before School	During School	After School	Week Nights	Week ends
6th	1771	0	83.6	0.7	0.4	1.8	2.3	8.9
7th	2157	0	71.1	0.8	0.6	2.9	4.9	19.1
8th	2209	0	64.7	1.0	0.8	3.3	5.6	24.3
9th	1746	0	58.3	1.4	1.1	4.2	6.4	31.4
10th	1696	0	55.5	1.9	1.2	4.7	6.3	34.4
11th	1485	0	51.5	1.6	2.5	5.7	7.5	36.2
12th	1330	0	49.1	1.7	1.7	3.9	8.3	41.1
Jr Hi	6137	0	72.4	0.8	0.6	2.7	4.4	18.0
Sr Hi	6257	0	54.0	1.7	1.6	4.6	7.0	35.4
Total	12394	0	63.1	1.3	1.1	3.7	5.7	26.8

Table 6.132: When do you drink liquor?

Grade Level	N of Valid	N of Miss	Do Not Use	Before School	During School	After School	Week Nights	Week ends
6th	1771	0	88.5	0.6	0.6	1.2	1.6	5.0
7th	2157	0	79.0	0.6	0.6	2.2	2.8	11.8
8th	2209	0	72.2	1.0	1.1	3.1	4.3	17.4
9th	1746	0	64.1	2.1	1.8	4.4	6.0	26.4
10th	1696	0	55.3	2.1	2.2	4.1	5.8	34.8
11th	1485	0	51.8	2.4	3.4	6.1	7.9	35.9
12th	1330	0	44.9	2.8	2.9	5.4	9.6	45.0
Jr Hi	6137	0	79.3	0.7	0.7	2.2	3.0	11.8
Sr Hi	6257	0	54.7	2.3	2.5	4.9	7.2	34.9
Total	12394	0	66.9	1.5	1.7	3.6	5.1	23.5

Table 6.133: When do you smoke marijuana?

Grade Level	N of Valid	N of Miss	Do Not Use	Before School	During School	After School	Week Nights	Week ends
6th	1771	0	92.3	0.7	0.6	0.7	0.8	1.5
7th	2157	0	86.7	0.9	0.6	1.8	1.8	4.9
8th	2209	0	82.7	1.9	1.2	3.2	3.1	8.1
9th	1746	0	76.6	3.4	2.1	5.8	4.7	12.7
10th	1696	0	72.3	4.2	3.0	7.1	7.1	16.9
11th	1485	0	70.6	4.8	3.8	8.5	8.4	16.6
12th	1330	0	69.3	4.8	3.3	8.8	9.4	19.9
Jr Hi	6137	0	86.9	1.2	0.8	2.0	2.0	5.1
Sr Hi	6257	0	72.5	4.3	3.0	7.4	7.2	16.3
Total	12394	0	79.6	2.8	1.9	4.7	4.6	10.7

Table 6.134: When do you use cocaine?

Grade Level	N of Valid	N of Miss	Do Not Use	Before School	During School	After School	Week Nights	Week ends
6th	1771	0	93.2	0.3	0.5	0.6	0.5	0.8
7th	2157	0	91.1	0.5	0.4	0.5	0.6	1.4
8th	2209	0	89.8	0.6	0.7	1.0	0.9	2.0
9th	1746	0	88.9	1.0	0.7	1.4	1.4	2.9
10th	1696	0	88.4	1.1	0.9	1.2	1.7	3.2
11th	1485	0	84.8	1.8	2.5	2.6	2.3	3.7
12th	1330	0	86.4	1.7	2.0	2.0	2.1	5.0
Jr Hi	6137	0	91.2	0.5	0.5	0.7	0.6	1.5
Sr Hi	6257	0	87.3	1.4	1.4	1.8	1.8	3.6
Total	12394	0	89.2	0.9	1.0	1.2	1.2	2.6

Table 6.135: When do you use uppers?

Grade Level	N of Valid	N of Miss	Do Not Use	Before School	During School	After School	Week Nights	Week ends
6th	1771	0	91.9	0.5	0.7	0.5	0.5	0.5
7th	2157	0	91.3	0.5	0.6	0.6	0.5	1.1
8th	2209	0	89.7	0.8	1.0	1.0	0.7	1.5
9th	1746	0	89.0	1.2	1.2	1.2	1.5	2.5
10th	1696	0	88.9	1.1	1.7	0.9	1.2	2.4
11th	1485	0	85.0	1.8	2.5	2.5	2.3	3.3
12th	1330	0	87.3	1.6	1.9	1.1	1.9	3.5
Jr Hi	6137	0	90.9	0.6	0.8	0.7	0.6	1.0
Sr Hi	6257	0	87.7	1.4	1.8	1.4	1.7	2.8
Total	12394	0	89.3	1.0	1.3	1.0	1.1	2.0

Table 6.136: When do you use downers?

Grade Level	N of Valid	N of Miss	Do Not Use	Before School	During School	After School	Week Nights	Week ends
6th	1771	0	91.9	0.6	0.6	0.5	0.4	0.4
7th	2157	0	90.8	0.6	0.6	0.5	0.9	1.3
8th	2209	0	89.4	1.1	0.9	1.1	0.9	1.9
9th	1746	0	88.5	1.3	1.7	1.5	1.7	3.0
10th	1696	0	86.9	1.9	2.4	2.1	2.0	3.4
11th	1485	0	84.2	2.2	2.8	3.3	2.5	3.9
12th	1330	0	85.0	2.0	2.2	2.2	2.7	6.0
Jr Hi	6137	0	90.6	0.8	0.7	0.7	0.7	1.3
Sr Hi	6257	0	86.3	1.8	2.3	2.2	2.2	4.0
Total	12394	0	88.4	1.3	1.5	1.5	1.5	2.6

Table 6.137: When do you use inhalants?

Grade Level	N of Valid	N of Miss	Do Not Use	Before School	During School	After School	Week Nights	Week ends
6th	1771	0	89.7	0.9	2.9	1.6	1.2	1.2
7th	2157	0	89.2	0.7	1.9	1.3	1.2	2.2
8th	2209	0	88.5	0.7	1.8	1.2	1.2	2.0
9th	1746	0	88.8	1.0	1.3	1.2	1.0	2.3
10th	1696	0	89.4	0.5	1.4	1.4	0.8	1.4
11th	1485	0	87.2	1.4	1.9	2.1	1.1	1.7
12th	1330	0	90.0	0.8	1.0	1.1	1.2	2.1
Jr Hi	6137	0	89.1	0.8	2.1	1.3	1.2	1.8
Sr Hi	6257	0	88.9	0.9	1.4	1.4	1.0	1.9
Total	12394	0	89.0	0.8	1.8	1.4	1.1	1.9

Table 6.138: When do you use hallucinogens?

Grade Level	N of Valid	N of Miss	Do Not Use	Before School	During School	After School	Week Nights	Week ends
6th	1771	0	92.0	0.3	0.6	0.5	0.3	0.2
7th	2157	0	91.2	0.5	0.5	0.3	0.4	1.0
8th	2209	0	90.1	0.5	0.6	0.9	0.5	1.3
9th	1746	0	89.6	0.6	0.7	0.9	1.0	2.3
10th	1696	0	89.3	0.8	1.0	1.0	1.0	2.1
11th	1485	0	86.3	1.4	1.6	1.6	1.7	3.2
12th	1330	0	89.2	0.8	1.1	0.9	1.3	2.8
Jr Hi	6137	0	91.0	0.5	0.6	0.6	0.4	0.9
Sr Hi	6257	0	88.7	0.9	1.1	1.1	1.2	2.6
Total	12394	0	89.8	0.7	0.8	0.8	0.8	1.7

Table 6.139: When do you use heroin?

Grade Level	N of Valid	N of Miss	Do Not Use	Before School	During School	After School	Week Nights	Week ends
6th	1771	0	92.1	0.7	0.5	0.4	0.2	0.4
7th	2157	0	91.5	0.4	0.6	0.5	0.4	0.6
8th	2209	0	90.3	0.6	0.5	0.6	0.5	1.2
9th	1746	0	89.7	0.8	0.7	0.9	0.8	2.1
10th	1696	0	90.6	0.6	1.2	0.9	0.9	1.1
11th	1485	0	87.7	0.9	1.8	1.7	1.0	1.5
12th	1330	0	90.4	0.9	1.3	0.6	0.9	1.6
Jr Hi	6137	0	91.2	0.6	0.5	0.5	0.4	0.7
Sr Hi	6257	0	89.6	0.8	1.2	1.0	0.9	1.6
Total	12394	0	90.4	0.7	0.9	0.8	0.6	1.2

Table 6.140: When do you use steroids?

Grade Level	N of Valid	N of Miss	Do Not Use	Before School	During School	After School	Week Nights	Week ends
6th	1771	0	91.4	0.6	0.7	0.3	0.4	0.4
7th	2157	0	91.4	0.5	0.5	0.4	0.4	0.6
8th	2209	0	90.9	0.5	0.7	0.8	0.4	0.9
9th	1746	0	90.3	0.9	0.7	0.9	1.2	1.7
10th	1696	0	90.3	0.8	0.7	1.1	0.9	0.6
11th	1485	0	87.8	1.0	1.5	1.6	1.2	1.3
12th	1330	0	90.1	1.0	1.1	1.0	1.1	1.7
Jr Hi	6137	0	91.2	0.5	0.6	0.5	0.4	0.6
Sr Hi	6257	0	89.6	0.9	1.0	1.1	1.1	1.3
Total	12394	0	90.4	0.7	0.8	0.8	0.8	1.0

Table 6.141: When do you use ecstasy?

Grade Level	N of Valid	N of Miss	Do Not Use	Before School	During School	After School	Week Nights	Week ends
6th	1771	0	91.4	0.8	0.4	0.5	0.2	0.6
7th	2157	0	90.7	0.6	0.6	0.5	0.6	1.0
8th	2209	0	88.9	0.6	0.7	0.7	0.9	2.6
9th	1746	0	87.5	1.2	1.0	1.2	1.4	3.9
10th	1696	0	87.3	0.9	1.2	1.4	1.5	3.8
11th	1485	0	84.1	1.5	1.9	1.6	2.0	4.6
12th	1330	0	86.0	1.1	1.5	1.5	1.7	5.9
Jr Hi	6137	0	90.2	0.6	0.6	0.6	0.6	1.5
Sr Hi	6257	0	86.3	1.2	1.4	1.4	1.6	4.5
Total	12394	0	88.3	0.9	1.0	1.0	1.1	3.0

Table 6.142: When do you use OxyContin?

Grade Level	N of Valid	N of Miss	Do Not Use	Before School	During School	After School	Week Nights	Week ends
6th	1771	0	91.4	0.4	0.6	0.3	0.5	0.4
7th	2157	0	90.2	0.4	0.4	0.4	0.3	0.6
8th	2209	0	89.9	0.4	0.6	0.6	0.6	1.1
9th	1746	0	89.5	1.0	0.7	1.1	1.1	1.9
10th	1696	0	89.7	0.4	0.8	0.8	0.7	1.1
11th	1485	0	86.3	1.1	1.5	1.5	1.0	2.0
12th	1330	0	89.1	1.1	1.1	1.1	1.2	2.2
Jr Hi	6137	0	90.4	0.4	0.5	0.4	0.4	0.7
Sr Hi	6257	0	88.7	0.9	1.0	1.1	1.0	1.8
Total	12394	0	89.5	0.7	0.8	0.8	0.7	1.3

Table 6.143: When do you use any tobacco?

Grade Level	N of Valid	N of Miss	Do Not Use	Before School	During School	After School	Week Nights	Week ends
6th	1771	0	93.7	1.0	1.0	0.9	1.1	2.3
7th	2157	0	91.5	0.8	0.7	1.6	1.3	4.2
8th	2209	0	90.4	1.0	0.9	2.6	2.1	6.0
9th	1746	0	89.9	1.4	1.4	3.2	2.7	8.1
10th	1696	0	88.8	2.1	2.0	4.1	3.7	9.9
11th	1485	0	84.4	2.9	3.1	5.4	5.3	11.4
12th	1330	0	85.6	3.4	3.2	5.4	5.6	15.3
Jr Hi	6137	0	91.7	0.9	0.9	1.8	1.5	4.3
Sr Hi	6257	0	87.4	2.4	2.3	4.4	4.2	10.9
Total	12394	0	89.5	1.7	1.6	3.1	2.9	7.6

Table 6.144: When do you use any alcohol?

Grade Level	N of Valid	N of Miss	Do Not Use	Before School	During School	After School	Week Nights	Week ends
6th	1771	0	91.0	1.3	0.8	2.9	3.8	12.5
7th	2157	0	83.4	1.3	0.7	4.4	6.4	23.2
8th	2209	0	78.9	1.7	1.6	5.8	7.9	30.9
9th	1746	0	74.2	2.7	2.4	6.8	9.7	39.5
10th	1696	0	69.0	3.2	3.1	7.0	9.9	45.5
11th	1485	0	65.4	3.1	4.2	9.1	12.1	45.9
12th	1330	0	63.4	3.6	3.7	7.9	14.1	53.4
Jr Hi	6137	0	84.0	1.4	1.1	4.5	6.2	22.9
Sr Hi	6257	0	68.4	3.1	3.3	7.6	11.2	45.6
Total	12394	0	76.1	2.3	2.2	6.1	8.7	34.3

Table 6.145: When do you use any illicit drugs?

Grade Level	N of Valid	N of Miss	Do Not Use	Before School	During School	After School	Week Nights	Week ends
6th	1771	0	94.4	2.0	3.6	2.6	2.5	2.9
7th	2157	0	93.0	1.8	2.7	3.5	3.4	6.4
8th	2209	0	92.4	3.3	3.3	4.8	5.1	10.1
9th	1746	0	92.2	4.6	4.9	7.3	6.3	15.0
10th	1696	0	92.4	5.8	5.8	9.2	9.4	19.1
11th	1485	0	89.7	6.9	6.5	11.0	10.3	19.6
12th	1330	0	91.6	6.8	5.9	10.7	11.3	22.9
Jr Hi	6137	0	93.2	2.4	3.2	3.7	3.8	6.7
Sr Hi	6257	0	91.5	5.9	5.7	9.4	9.1	18.9
Total	12394	0	92.4	4.2	4.5	6.6	6.5	12.9

6.8 While At School Have You

Table 6.146: While at school have you carried a gun?

Grade Level	N of Valid	N of Miss	Never	One Time	2-5 Times	6 or More Times
6th	1688	83	98.0	0.7	0.2	1.1
7th	2010	147	96.3	1.7	0.8	1.2
8th	2063	146	95.9	1.9	0.6	1.6
9th	1630	116	95.3	1.5	0.9	2.3
10th	1590	106	95.5	1.7	1.0	1.8
11th	1375	110	93.7	1.6	1.5	3.3
12th	1251	79	95.0	1.4	0.5	3.1
Jr Hi	5761	376	96.7	1.5	0.6	1.3
Sr Hi	5846	411	94.9	1.5	1.0	2.6
Total	11607	787	95.8	1.5	0.8	1.9

Table 6.147: While at school have you carried a knife, club or other weapon?

Grade Level	N of Valid	N of Miss	Never	One Time	2-5 Times	6 or More Times
6th	1678	93	94.2	2.7	1.4	1.7
7th	2010	147	89.5	4.9	2.8	2.8
8th	2061	148	86.8	6.4	3.6	3.3
9th	1632	114	83.9	5.9	4.7	5.5
10th	1591	105	83.2	6.5	4.3	6.0
11th	1375	110	81.5	7.1	4.4	7.0
12th	1251	79	83.1	5.4	3.4	8.2
Jr Hi	5749	388	89.9	4.8	2.7	2.7
Sr Hi	5849	408	83.0	6.3	4.2	6.5
Total	11598	796	86.4	5.5	3.5	4.6

Table 6.148: While at school have you threatened a student with a gun, knife or club?

Grade Level	N of Valid	N of Miss	Never	One Time	2-5 Times	6 or More Times
6th	1668	103	96.8	1.3	0.7	1.1
7th	1995	162	95.4	2.1	1.2	1.4
8th	2054	155	93.9	2.4	1.7	2.0
9th	1626	120	92.6	3.3	1.6	2.5
10th	1582	114	92.4	3.3	1.8	2.5
11th	1370	115	90.8	2.5	2.5	4.2
12th	1251	79	93.2	2.1	1.5	3.2
Jr Hi	5717	420	95.3	2.0	1.2	1.5
Sr Hi	5829	428	92.3	2.8	1.8	3.1
Total	11546	848	93.8	2.4	1.5	2.3

Table 6.149: While at school have you threatened to hurt a student by hitting, slapping or kicking?

Grade Level	N of Valid	N of Miss	Never	One Time	2-5 Times	6 or More Times
6th	1677	94	74.1	10.9	8.1	7.0
7th	2000	157	66.7	10.0	11.0	12.4
8th	2053	156	59.8	11.0	12.7	16.5
9th	1629	117	62.0	10.7	12.2	15.0
10th	1592	104	60.4	10.4	14.4	14.8
11th	1365	120	64.7	7.8	12.1	15.5
12th	1251	79	70.1	8.4	10.0	11.5
Jr Hi	5730	407	66.4	10.6	10.7	12.3
Sr Hi	5837	420	63.9	9.4	12.3	14.3
Total	11567	827	65.1	10.0	11.5	13.3

Table 6.150: While at school have you hurt a student by using a gun, knife or club?

Grade Level	N of Valid	N of Miss	Never	One Time	2-5 Times	6 or More Times
6th	1670	101	97.8	0.7	0.5	1.0
7th	2001	156	97.4	1.0	0.7	0.8
8th	2049	160	96.0	1.9	0.5	1.6
9th	1625	121	95.3	1.8	1.0	2.0
10th	1583	113	94.9	1.7	1.5	1.8
11th	1373	112	94.1	1.3	1.8	2.8
12th	1253	77	95.5	1.3	1.0	2.3
Jr Hi	5720	417	97.0	1.2	0.6	1.1
Sr Hi	5834	423	94.9	1.5	1.3	2.2
Total	11554	840	96.0	1.4	1.0	1.7

Table 6.151: While at school have you hurt a student by hitting, slapping or kicking?

Grade Level	N of Valid	N of Miss	Never	One Time	2-5 Times	6 or More Times
6th	1665	106	76.2	11.8	6.5	5.5
7th	2002	155	68.0	12.0	9.7	10.2
8th	2053	156	63.9	13.0	11.0	12.2
9th	1627	119	67.7	10.1	11.0	11.2
10th	1584	112	67.0	10.4	12.6	10.1
11th	1368	117	71.1	9.1	10.0	9.9
12th	1251	79	76.4	8.2	8.3	7.0
Jr Hi	5720	417	68.9	12.3	9.2	9.5
Sr Hi	5830	427	70.2	9.5	10.6	9.7
Total	11550	844	69.5	10.9	9.9	9.6

Table 6.152: While at school have you been threatened with a gun, knife or club by a student?

Grade Level	N of Valid	N of Miss	Never	One Time	2-5 Times	6 or More Times
6th	1672	99	93.5	3.3	1.6	1.6
7th	1997	160	90.2	5.2	2.5	2.1
8th	2047	162	88.7	5.7	3.0	2.7
9th	1620	126	87.0	5.7	4.0	3.2
10th	1582	114	86.9	7.3	3.5	2.3
11th	1367	118	87.1	5.6	3.7	3.6
12th	1248	82	90.3	4.1	2.8	2.8
Jr Hi	5716	421	90.6	4.8	2.4	2.2
Sr Hi	5817	440	87.7	5.8	3.5	3.0
Total	11533	861	89.2	5.3	3.0	2.6

Table 6.153: While at school have you had a student threaten to hit, slap or kick you?

Grade Level	N of Valid	N of Miss	Never	One Time	2-5 Times	6 or More Times
6th	1664	107	65.8	13.9	11.5	8.8
7th	1999	158	61.5	15.1	12.1	11.3
8th	2051	158	60.0	13.9	14.1	11.9
9th	1628	118	63.8	13.5	12.2	10.6
10th	1585	111	62.0	13.2	14.4	10.3
11th	1371	114	66.8	11.2	11.5	10.5
12th	1247	83	72.2	11.0	10.6	6.3
Jr Hi	5714	423	62.2	14.3	12.7	10.8
Sr Hi	5831	426	65.8	12.3	12.3	9.6
Total	11545	849	64.0	13.3	12.5	10.2

Table 6.154: While at school have you been afraid a student may hurt you?

Grade Level	N of Valid	N of Miss	Never	One Time	2-5 Times	6 or More Times
6th	1674	97	73.9	13.7	7.0	5.3
7th	1987	170	73.8	13.0	7.7	5.5
8th	2049	160	75.4	12.8	6.2	5.7
9th	1623	123	78.4	11.9	5.5	4.2
10th	1583	113	77.2	13.5	5.5	3.9
11th	1376	109	77.8	12.2	5.5	4.6
12th	1249	81	85.3	7.4	4.7	2.6
Jr Hi	5710	427	74.4	13.1	7.0	5.5
Sr Hi	5831	426	79.4	11.4	5.3	3.8
Total	11541	853	76.9	12.3	6.1	4.7

Table 6.155: While at school have you been hurt by a student using a gun, knife or club?

Grade Level	N of Valid	N of Miss	Never	One Time	2-5 Times	6 or More Times
6th	1665	106	97.7	0.5	0.6	1.2
7th	1998	159	96.2	1.9	0.7	1.2
8th	2049	160	95.3	2.2	0.8	1.7
9th	1622	124	95.7	1.8	0.8	1.7
10th	1584	112	95.4	2.0	0.8	1.8
11th	1370	115	94.2	1.5	1.9	2.3
12th	1247	83	95.3	2.2	0.8	1.7
Jr Hi	5712	425	96.3	1.6	0.7	1.4
Sr Hi	5823	434	95.2	1.9	1.1	1.9
Total	11535	859	95.8	1.7	0.9	1.6

Table 6.156: While at school have you been hurt by a student who hit, slapped or kicked you?

Grade Level	N of Valid	N of Miss	Never	One Time	2-5 Times	6 or More Times
6th	1672	99	75.2	12.5	7.5	4.8
7th	1985	172	74.7	11.7	7.3	6.3
8th	2048	161	75.6	12.2	7.0	5.2
9th	1624	122	80.8	9.7	6.0	3.4
10th	1580	116	81.8	8.2	6.1	4.0
11th	1369	116	81.9	8.1	5.1	4.9
12th	1247	83	88.8	4.8	4.1	2.3
Jr Hi	5705	432	75.2	12.1	7.3	5.5
Sr Hi	5820	437	83.0	7.9	5.4	3.7
Total	11525	869	79.1	10.0	6.3	4.6

Table 6.157: While at school have you been helped by a school security officer?

Grade Level	N of Valid	N of Miss	Never	One Time	2-5 Times	6 or More Times
6th	1660	111	93.4	4.0	1.2	1.4
7th	1988	169	91.9	5.2	1.5	1.4
8th	2051	158	92.8	4.7	1.2	1.2
9th	1626	120	91.7	5.2	1.4	1.7
10th	1581	115	90.3	6.2	2.0	1.5
11th	1367	118	88.4	6.5	2.4	2.6
12th	1247	83	89.3	5.9	3.1	1.7
Jr Hi	5699	438	92.7	4.7	1.3	1.3
Sr Hi	5821	436	90.0	5.9	2.2	1.9
Total	11520	874	91.3	5.3	1.7	1.6

Table 6.158: While at school have you been in trouble with school security officer?

Grade Level	N of Valid	N of Miss	Never	One Time	2-5 Times	6 or More Times
6th	1651	120	94.8	2.8	1.0	1.4
7th	1984	173	89.7	5.7	2.9	1.7
8th	2042	167	87.4	6.6	3.5	2.5
9th	1623	123	86.4	6.2	3.9	3.5
10th	1577	119	85.4	7.3	4.3	3.0
11th	1354	131	86.1	6.9	3.5	3.4
12th	1247	83	89.3	5.9	2.5	2.2
Jr Hi	5677	460	90.3	5.2	2.6	1.9
Sr Hi	5801	456	86.7	6.6	3.6	3.1
Total	11478	916	88.5	5.9	3.1	2.5

6.9 What Effect Do You Most Often Get When You Use

Table 6.159: What effect do you most often get when you smoke cigarettes?

Grade Level	N of Valid	N of Miss	Do Not Use	No High	A Little High	Very High	Bombed/Stoned
6th	1691	80	94.1	4.1	0.8	0.4	0.7
7th	2017	140	89.3	8.1	1.7	0.5	0.4
8th	2066	143	84.1	12.7	1.6	0.5	1.1
9th	1632	114	77.8	16.7	3.7	0.7	1.2
10th	1614	82	74.5	18.5	5.6	0.6	0.7
11th	1371	114	71.7	19.6	6.3	0.3	2.0
12th	1258	72	69.0	23.1	5.9	0.2	1.8
Jr Hi	5774	363	88.8	8.6	1.4	0.5	0.7
Sr Hi	5875	382	73.6	19.3	5.3	0.5	1.4
Total	11649	745	81.1	14.0	3.4	0.5	1.1

Table 6.160: What effect do you most often get when you use smokeless tobacco?

Grade Level	N of Valid	N of Miss	Do Not Use	No High	A Little High	Very High	Bombed/Stoned
6th	1695	76	96.9	1.4	0.6	0.6	0.5
7th	2014	143	96.2	2.1	1.0	0.5	0.2
8th	2065	144	94.3	3.4	0.9	0.6	0.7
9th	1630	116	92.4	4.2	1.5	0.7	1.1
10th	1608	88	91.9	4.4	2.2	0.9	0.7
11th	1372	113	87.9	5.6	3.9	0.7	1.9
12th	1250	80	88.3	6.4	3.4	0.6	1.3
Jr Hi	5774	363	95.7	2.4	0.8	0.6	0.5
Sr Hi	5860	397	90.3	5.1	2.7	0.7	1.2
Total	11634	760	93.0	3.7	1.8	0.7	0.9

Table 6.161: What effect do you most often get when you smoke cigars?

Grade Level	N of Valid	N of Miss	Do Not Use	No High	A Little High	Very High	Bombed/Stoned
6th	1692	79	96.0	2.1	0.8	0.7	0.4
7th	2018	139	93.8	3.8	0.9	1.1	0.4
8th	2065	144	90.8	6.1	1.4	0.9	0.9
9th	1625	121	89.8	6.1	2.3	0.8	1.0
10th	1613	83	85.5	9.2	3.1	1.0	1.2
11th	1364	121	82.8	8.9	4.8	1.2	2.3
12th	1251	79	80.5	12.5	5.0	0.6	1.5
Jr Hi	5775	362	93.4	4.1	1.0	0.9	0.6
Sr Hi	5853	404	85.0	9.0	3.7	0.9	1.5
Total	11628	766	89.1	6.6	2.4	0.9	1.0

Table 6.162: What effect do you most often get when you drink beer?

Grade Level	N of Valid	N of Miss	Do Not Use	No High	A Little High	Very High	Bombed/Stoned
6th	1686	85	88.0	8.4	2.1	0.8	0.7
7th	2006	151	79.8	12.3	4.8	1.5	1.5
8th	2069	140	70.6	16.2	8.4	2.5	2.3
9th	1627	119	64.7	16.1	11.1	3.7	4.4
10th	1606	90	58.5	16.2	12.8	6.6	5.9
11th	1371	114	56.3	13.9	14.4	7.8	7.6
12th	1254	76	52.3	13.9	16.6	8.7	8.5
Jr Hi	5761	376	78.9	12.6	5.3	1.7	1.6
Sr Hi	5858	399	58.4	15.1	13.5	6.5	6.4
Total	11619	775	68.6	13.9	9.5	4.1	4.0

Table 6.163: What effect do you most often get when you drink wine coolers?

Grade Level	N of Valid	N of Miss	Do Not Use	No High	A Little High	Very High	Bombed/Stoned
6th	1692	79	86.7	9.6	2.1	0.8	0.8
7th	2010	147	74.4	18.9	4.1	1.4	1.2
8th	2059	150	68.5	21.3	6.8	1.7	1.7
9th	1630	116	59.8	26.4	8.7	2.0	3.2
10th	1604	92	56.3	25.8	11.8	3.2	2.9
11th	1368	117	53.3	24.4	13.0	4.5	4.8
12th	1261	69	49.0	24.5	16.8	4.4	5.2
Jr Hi	5761	376	75.9	17.0	4.5	1.4	1.2
Sr Hi	5863	394	55.0	25.4	12.3	3.5	3.9
Total	11624	770	65.4	21.2	8.4	2.4	2.6

Table 6.164: What effect do you most often get when you drink liquor?

Grade Level	N of Valid	N of Miss	Do Not Use	No High	A Little High	Very High	Bombed/Stoned
6th	1693	78	91.3	5.5	1.6	0.9	0.7
7th	2005	152	83.7	9.0	3.9	1.8	1.5
8th	2058	151	76.0	10.7	6.1	4.4	2.8
9th	1629	117	66.7	11.7	9.0	7.1	5.5
10th	1599	97	57.2	13.6	11.4	9.8	7.9
11th	1360	125	54.1	12.4	12.1	11.0	10.4
12th	1250	80	44.6	13.9	14.4	14.1	13.0
Jr Hi	5756	381	83.2	8.6	4.0	2.5	1.8
Sr Hi	5838	419	56.4	12.9	11.5	10.3	8.9
Total	11594	800	69.7	10.7	7.8	6.4	5.4

Table 6.165: What effect do you most often get when you smoke marijuana?

Grade Level	N of Valid	N of Miss	Do Not Use	No High	A Little High	Very High	Bombed/Stoned
6th	1681	90	96.3	0.8	0.8	1.1	1.1
7th	2007	150	91.8	0.9	1.8	3.0	2.3
8th	2058	151	87.6	0.6	3.1	3.9	4.8
9th	1627	119	80.9	1.0	4.1	5.5	8.5
10th	1601	95	74.8	1.7	5.2	8.0	10.3
11th	1361	124	73.5	1.6	5.2	7.3	12.3
12th	1250	80	69.9	2.1	6.1	10.1	11.8
Jr Hi	5746	391	91.6	0.8	2.0	2.8	2.9
Sr Hi	5839	418	75.1	1.6	5.1	7.6	10.6
Total	11585	809	83.3	1.2	3.6	5.2	6.8

Table 6.166: What effect do you most often get when you use cocaine?

Grade Level	N of Valid	N of Miss	Do Not Use	No High	A Little High	Very High	Bombed/Stoned
6th	1677	94	97.5	0.9	0.4	0.5	0.7
7th	2007	150	97.2	0.3	0.7	0.9	0.8
8th	2063	146	95.5	0.5	0.9	1.3	1.7
9th	1620	126	94.9	0.3	1.1	1.0	2.6
10th	1604	92	93.6	0.4	1.1	2.3	2.6
11th	1357	128	90.9	1.0	1.6	2.0	4.6
12th	1252	78	91.5	1.8	1.6	2.2	3.0
Jr Hi	5747	390	96.7	0.6	0.7	0.9	1.1
Sr Hi	5833	424	92.9	0.8	1.3	1.9	3.1
Total	11580	814	94.8	0.7	1.0	1.4	2.1

Table 6.167: What effect do you most often get when you use uppers?

Grade Level	N of Valid	N of Miss	Do Not Use	No High	A Little High	Very High	Bombed/Stoned
6th	1667	104	97.3	0.8	0.2	1.0	0.8
7th	1999	158	97.1	0.7	0.8	1.0	0.5
8th	2055	154	95.6	0.6	0.8	1.3	1.6
9th	1624	122	95.3	0.4	0.9	1.2	2.3
10th	1595	101	94.7	0.4	1.0	1.7	2.1
11th	1363	122	91.1	1.0	1.6	2.2	4.1
12th	1256	74	92.4	1.5	1.2	1.9	2.9
Jr Hi	5721	416	96.6	0.7	0.6	1.1	1.0
Sr Hi	5838	419	93.5	0.8	1.2	1.7	2.8
Total	11559	835	95.1	0.7	0.9	1.4	1.9

Table 6.168: What effect do you most often get when you use downers?

Grade Level	N of Valid	N of Miss	Do Not Use	No High	A Little High	Very High	Bombed/Stoned
6th	1667	104	97.0	1.1	0.3	0.8	0.8
7th	2006	151	96.4	0.9	1.2	0.9	0.6
8th	2055	154	95.2	1.1	1.0	1.1	1.5
9th	1624	122	94.3	0.7	1.3	1.7	2.1
10th	1597	99	93.0	1.3	1.6	2.3	1.9
11th	1361	124	89.8	1.2	1.8	2.2	4.9
12th	1252	78	89.9	1.8	2.3	2.7	3.4
Jr Hi	5728	409	96.1	1.0	0.9	0.9	1.0
Sr Hi	5834	423	91.9	1.2	1.7	2.2	3.0
Total	11562	832	94.0	1.1	1.3	1.6	2.0

Table 6.169: What effect do you most often get when you use inhalants?

Grade Level	N of Valid	N of Miss	Do Not Use	No High	A Little High	Very High	Bombed/Stoned
6th	1671	100	94.1	2.8	1.5	0.7	0.9
7th	1999	158	94.4	1.7	1.7	1.2	1.1
8th	2052	157	94.4	1.5	1.5	1.3	1.3
9th	1624	122	94.8	1.1	1.1	1.2	1.8
10th	1599	97	96.0	0.9	0.9	0.9	1.3
11th	1359	126	93.7	0.8	1.3	1.0	3.2
12th	1257	73	94.9	1.4	1.2	0.8	1.8
Jr Hi	5722	415	94.4	1.9	1.5	1.1	1.1
Sr Hi	5839	418	94.9	1.0	1.1	1.0	2.0
Total	11561	833	94.6	1.5	1.3	1.0	1.5

Table 6.170: What effect do you most often get when you use hallucinogens?

Grade Level	N of Valid	N of Miss	Do Not Use	No High	A Little High	Very High	Bombed/Stoned
6th	1660	111	97.5	0.8	0.2	0.7	0.8
7th	1997	160	97.3	0.3	0.5	0.8	1.2
8th	2047	162	96.2	0.4	0.4	1.1	1.8
9th	1616	130	95.9	0.2	0.6	0.8	2.5
10th	1598	98	95.5	0.5	0.8	1.2	2.1
11th	1364	121	92.7	0.7	0.5	1.1	5.0
12th	1255	75	93.6	1.5	0.6	1.2	3.1
Jr Hi	5704	433	97.0	0.5	0.4	0.9	1.3
Sr Hi	5833	424	94.6	0.7	0.6	1.1	3.1
Total	11537	857	95.8	0.6	0.5	1.0	2.2

Table 6.171: What effect do you most often get when you use heroin?

Grade Level	N of Valid	N of Miss	Do Not Use	No High	A Little High	Very High	Bombed/Stoned
6th	1671	100	97.2	1.0	0.1	0.8	1.0
7th	2001	156	97.7	0.4	0.3	0.8	0.7
8th	2058	151	96.1	0.5	0.5	1.2	1.7
9th	1627	119	96.3	0.1	0.4	1.2	2.1
10th	1601	95	96.4	0.3	0.6	1.0	1.7
11th	1362	123	94.4	0.4	0.7	0.7	3.7
12th	1253	77	95.4	1.5	0.2	0.5	2.4
Jr Hi	5730	407	97.0	0.6	0.3	0.9	1.2
Sr Hi	5843	414	95.7	0.5	0.5	0.9	2.4
Total	11573	821	96.3	0.6	0.4	0.9	1.8

Table 6.172: What effect do you most often get when you use steroids?

Grade Level	N of Valid	N of Miss	Do Not Use	No High	A Little High	Very High	Bombed/Stoned
6th	1659	112	97.6	0.9	0.1	0.7	0.7
7th	2000	157	97.9	0.6	0.4	0.6	0.6
8th	2051	158	96.8	0.9	0.4	0.9	0.9
9th	1622	124	96.9	0.6	0.3	0.7	1.5
10th	1595	101	96.6	0.8	0.6	0.8	1.3
11th	1361	124	94.8	1.0	0.9	0.7	2.6
12th	1253	77	95.3	1.4	0.6	1.2	1.5
Jr Hi	5710	427	97.4	0.8	0.3	0.7	0.7
Sr Hi	5831	426	96.0	0.9	0.6	0.8	1.7
Total	11541	853	96.7	0.8	0.5	0.8	1.2

Table 6.173: What effect do you most often get when you use ecstasy?

Grade Level	N of Valid	N of Miss	Do Not Use	No High	A Little High	Very High	Bombed/Stoned
6th	1653	118	97.4	0.8	0.4	0.5	0.8
7th	1999	158	97.0	0.5	0.5	1.1	1.0
8th	2051	158	94.8	0.5	1.3	1.6	1.7
9th	1620	126	93.5	0.6	0.6	1.9	3.5
10th	1596	100	93.7	0.4	0.8	1.7	3.4
11th	1362	123	89.9	0.6	0.8	2.9	5.7
12th	1252	78	90.6	1.5	0.9	1.8	5.3
Jr Hi	5703	434	96.3	0.6	0.8	1.1	1.2
Sr Hi	5830	427	92.1	0.7	0.8	2.0	4.4
Total	11533	861	94.2	0.7	0.8	1.6	2.8

Table 6.174: What effect do you most often get when you use OxyContin?

Grade Level	N of Valid	N of Miss	Do Not Use	No High	A Little High	Very High	Bombed/Stoned
6th	1649	122	97.6	0.8	0.1	0.7	0.8
7th	1990	167	97.7	0.4	0.5	0.9	0.5
8th	2035	174	96.5	0.6	0.4	0.9	1.6
9th	1611	135	96.6	0.4	0.7	0.6	1.7
10th	1588	108	96.6	0.6	0.5	0.9	1.4
11th	1350	135	94.4	0.6	1.0	1.1	3.0
12th	1250	80	95.4	1.4	0.5	0.6	2.2
Jr Hi	5674	463	97.3	0.6	0.4	0.8	1.0
Sr Hi	5799	458	95.8	0.7	0.7	0.8	2.0
Total	11473	921	96.5	0.6	0.5	0.8	1.5

6.10 How Easy Is It To Get

Table 6.175: How easy is it to get cigarettes?

Grade Level	N of Valid	N of Miss	Cannot Get	Very Difficult	Fairly Difficult	Fairly Easy	Very Easy
6th	1651	120	74.5	3.3	4.5	7.1	10.5
7th	1964	193	60.9	3.7	6.5	12.2	16.7
8th	1984	225	52.8	4.1	6.5	16.1	20.5
9th	1606	140	39.2	3.1	6.1	19.9	31.8
10th	1565	131	32.5	2.2	5.5	20.3	39.4
11th	1338	147	29.1	1.9	4.3	19.7	45.0
12th	1238	92	19.3	1.3	2.0	13.5	63.9
Jr Hi	5599	538	62.0	3.8	5.9	12.1	16.2
Sr Hi	5747	510	30.7	2.2	4.6	18.6	43.8
Total	11346	1048	46.2	3.0	5.3	15.4	30.2

Table 6.176: How easy is it to get smokeless tobacco?

Grade Level	N of Valid	N of Miss	Cannot Get	Very Difficult	Fairly Difficult	Fairly Easy	Very Easy
6th	1647	124	82.5	3.1	3.3	4.6	6.5
7th	1946	211	72.0	4.4	6.8	8.5	8.3
8th	1969	240	65.9	5.0	7.2	10.0	12.0
9th	1595	151	52.0	3.6	8.3	15.4	20.6
10th	1551	145	42.6	3.4	7.0	19.2	27.9
11th	1328	157	38.3	2.9	6.8	17.2	34.7
12th	1227	103	25.8	1.6	3.7	15.4	53.5
Jr Hi	5562	575	72.9	4.2	5.9	7.9	9.1
Sr Hi	5701	556	40.6	3.0	6.6	16.9	33.0
Total	11263	1131	56.6	3.6	6.2	12.4	21.2

Table 6.177: How easy is it to get cigars?

Grade Level	N of Valid	N of Miss	Cannot Get	Very Difficult	Fairly Difficult	Fairly Easy	Very Easy
6th	1648	123	80.8	3.8	3.6	4.7	7.1
7th	1949	208	68.9	4.9	7.3	8.4	10.5
8th	1962	247	62.9	5.0	7.6	10.9	13.6
9th	1590	156	49.0	5.2	8.6	15.4	21.8
10th	1557	139	39.4	3.5	9.4	18.0	29.7
11th	1324	161	35.9	2.9	7.3	18.0	35.9
12th	1228	102	25.0	1.6	5.4	15.1	52.9
Jr Hi	5559	578	70.3	4.6	6.3	8.2	10.6
Sr Hi	5699	558	38.1	3.5	7.8	16.6	33.9
Total	11258	1136	54.0	4.0	7.1	12.5	22.4

Table 6.178: How easy is it to get beer?

Grade Level	N of Valid	N of Miss	Cannot Get	Very Difficult	Fairly Difficult	Fairly Easy	Very Easy
6th	1643	128	69.4	4.3	5.4	7.0	13.9
7th	1954	203	53.7	5.1	7.2	11.9	22.1
8th	1978	231	45.1	4.1	7.6	18.1	25.0
9th	1601	145	33.5	3.9	6.8	18.4	37.5
10th	1558	138	27.9	2.2	5.7	21.5	42.6
11th	1334	151	26.0	2.5	7.3	21.7	42.5
12th	1233	97	21.0	1.9	7.6	22.7	46.7
Jr Hi	5575	562	55.3	4.5	6.8	12.7	20.7
Sr Hi	5726	531	27.5	2.7	6.8	20.9	42.0
Total	11301	1093	41.2	3.6	6.8	16.8	31.5

Table 6.179: How easy is it to get wine coolers?

Grade Level	N of Valid	N of Miss	Cannot Get	Very Difficult	Fairly Difficult	Fairly Easy	Very Easy
6th	1643	128	71.7	3.8	5.6	7.1	11.7
7th	1956	201	53.6	4.6	7.6	13.4	20.8
8th	1974	235	44.8	4.5	7.7	18.1	24.8
9th	1599	147	32.4	4.4	7.4	18.9	36.9
10th	1563	133	26.9	2.6	6.8	21.2	42.4
11th	1344	141	23.5	2.5	8.3	20.9	44.8
12th	1233	97	19.7	1.9	7.6	24.9	45.8
Jr Hi	5573	564	55.8	4.3	7.1	13.2	19.6
Sr Hi	5739	518	26.1	2.9	7.5	21.3	42.2
Total	11312	1082	40.7	3.6	7.3	17.3	31.0

Table 6.180: How easy is it to get liquor?

Grade Level	N of Valid	N of Miss	Cannot Get	Very Difficult	Fairly Difficult	Fairly Easy	Very Easy
6th	1641	130	76.5	4.2	3.8	5.5	9.9
7th	1952	205	60.5	5.6	6.9	9.7	17.3
8th	1984	225	51.8	4.8	7.4	14.5	21.4
9th	1601	145	37.7	4.2	7.9	16.7	33.4
10th	1563	133	28.2	3.6	6.9	21.1	40.2
11th	1345	140	25.7	3.0	9.1	21.3	41.0
12th	1227	103	20.1	3.0	9.2	24.1	43.5
Jr Hi	5577	560	62.1	4.9	6.2	10.2	16.6
Sr Hi	5736	521	28.5	3.5	8.2	20.6	39.2
Total	11313	1081	45.1	4.2	7.2	15.5	28.1

Table 6.181: How easy is it to get marijuana?

Grade Level	N of Valid	N of Miss	Cannot Get	Very Difficult	Fairly Difficult	Fairly Easy	Very Easy
6th	1652	119	84.6	3.8	3.3	3.4	4.9
7th	1958	199	72.8	6.3	5.1	6.2	9.6
8th	1987	222	61.4	5.6	6.8	10.1	16.1
9th	1596	150	46.4	4.9	7.8	12.8	28.1
10th	1558	138	35.8	3.5	7.3	18.0	35.5
11th	1337	148	32.8	2.5	7.7	16.9	40.1
12th	1223	107	26.3	3.1	7.9	19.2	43.4
Jr Hi	5597	540	72.3	5.3	5.2	6.8	10.5
Sr Hi	5714	543	36.0	3.6	7.7	16.5	36.2
Total	11311	1083	53.9	4.4	6.4	11.7	23.5

Table 6.182: How easy is it to get cocaine?

Grade Level	N of Valid	N of Miss	Cannot Get	Very Difficult	Fairly Difficult	Fairly Easy	Very Easy
6th	1643	128	86.7	3.5	3.3	2.5	4.0
7th	1947	210	78.5	6.8	4.4	4.3	6.0
8th	1971	238	71.3	6.4	6.6	6.9	8.8
9th	1587	159	61.1	7.0	8.5	9.3	14.1
10th	1544	152	49.5	7.1	12.4	14.6	16.3
11th	1322	163	43.6	7.6	12.2	14.8	21.8
12th	1218	112	39.7	8.6	13.1	14.0	24.5
Jr Hi	5561	576	78.4	5.7	4.8	4.7	6.4
Sr Hi	5671	586	49.3	7.5	11.4	13.1	18.7
Total	11232	1162	63.7	6.6	8.1	8.9	12.6

Table 6.183: How easy is it to get uppers?

Grade Level	N of Valid	N of Miss	Cannot Get	Very Difficult	Fairly Difficult	Fairly Easy	Very Easy
6th	1621	150	87.8	2.8	2.6	3.0	3.8
7th	1937	220	79.4	6.2	4.3	4.6	5.5
8th	1966	243	73.7	6.2	5.1	6.6	8.4
9th	1581	165	61.9	7.1	8.9	8.6	13.5
10th	1548	148	52.1	7.0	13.4	12.7	14.7
11th	1313	172	47.7	7.9	11.0	13.9	19.5
12th	1201	129	43.5	8.7	11.5	14.5	21.8
Jr Hi	5524	613	79.8	5.2	4.1	4.8	6.0
Sr Hi	5643	614	52.0	7.6	11.2	12.2	17.0
Total	11167	1227	65.8	6.4	7.7	8.6	11.6

Table 6.184: How easy is it to get downers?

Grade Level	N of Valid	N of Miss	Cannot Get	Very Difficult	Fairly Difficult	Fairly Easy	Very Easy
6th	1626	145	86.5	3.1	2.4	3.2	4.8
7th	1936	221	78.4	5.7	4.5	4.9	6.5
8th	1961	248	73.1	5.8	5.7	6.8	8.6
9th	1580	166	61.0	6.6	8.1	9.2	15.0
10th	1550	146	50.2	6.3	11.9	14.5	17.1
11th	1312	173	45.6	7.3	10.5	15.2	21.4
12th	1201	129	41.4	8.7	10.2	15.5	24.2
Jr Hi	5523	614	78.9	5.0	4.3	5.1	6.8
Sr Hi	5643	614	50.3	7.1	10.2	13.4	19.0
Total	11166	1228	64.4	6.1	7.3	9.3	13.0

Table 6.185: How easy is it to get inhalants?

Grade Level	N of Valid	N of Miss	Cannot Get	Very Difficult	Fairly Difficult	Fairly Easy	Very Easy
6th	1620	151	79.4	2.1	2.5	3.9	12.2
7th	1935	222	70.9	4.3	3.2	5.3	16.3
8th	1968	241	67.8	3.8	3.6	7.7	17.1
9th	1587	159	56.0	5.0	6.1	8.5	24.4
10th	1544	152	47.7	4.1	8.2	12.2	27.8
11th	1313	172	46.1	4.5	8.2	12.9	28.3
12th	1202	128	42.0	6.0	7.2	12.0	32.9
Jr Hi	5523	614	72.3	3.5	3.1	5.7	15.4
Sr Hi	5646	611	48.4	4.8	7.4	11.3	28.0
Total	11169	1225	60.2	4.2	5.3	8.5	21.8

Table 6.186: How easy is it to get hallucinogens?

Grade Level	N of Valid	N of Miss	Cannot Get	Very Difficult	Fairly Difficult	Fairly Easy	Very Easy
6th	1613	158	88.0	2.7	2.7	2.9	3.8
7th	1920	237	80.6	6.3	4.2	4.0	5.0
8th	1954	255	75.0	5.8	5.6	5.7	7.9
9th	1574	172	64.0	7.4	8.8	8.0	11.8
10th	1540	156	52.5	8.3	13.4	12.0	13.7
11th	1308	177	48.9	8.6	11.9	12.5	18.2
12th	1204	126	44.8	11.5	11.5	12.8	19.4
Jr Hi	5487	650	80.8	5.0	4.2	4.2	5.7
Sr Hi	5626	631	53.3	8.8	11.4	11.2	15.4
Total	11113	1281	66.8	6.9	7.8	7.7	10.6

Table 6.187: How easy is it to get heroin?

Grade Level	N of Valid	N of Miss	Cannot Get	Very Difficult	Fairly Difficult	Fairly Easy	Very Easy
6th	1625	146	87.2	3.4	2.8	3.0	3.7
7th	1926	231	80.6	7.1	4.0	3.0	5.2
8th	1968	241	74.7	6.7	5.2	5.9	7.4
9th	1579	167	64.9	7.2	9.2	7.3	11.3
10th	1543	153	54.3	10.1	12.9	10.2	12.4
11th	1308	177	51.8	9.3	10.9	11.5	16.5
12th	1200	130	48.0	12.5	11.6	9.7	18.3
Jr Hi	5519	618	80.5	5.9	4.1	4.0	5.5
Sr Hi	5630	627	55.3	9.6	11.1	9.6	14.3
Total	11149	1245	67.8	7.8	7.6	6.8	10.0

Table 6.188: How easy is it to get steroids?

Grade Level	N of Valid	N of Miss	Cannot Get	Very Difficult	Fairly Difficult	Fairly Easy	Very Easy
6th	1620	151	87.3	3.0	3.0	2.8	4.0
7th	1923	234	80.4	6.5	4.2	3.6	5.2
8th	1969	240	74.6	6.4	5.7	6.2	7.1
9th	1572	174	64.4	6.4	9.1	7.4	12.7
10th	1538	158	53.2	7.3	12.0	12.7	14.8
11th	1314	171	49.5	7.8	11.1	13.1	18.6
12th	1202	128	45.6	10.2	11.3	12.1	20.7
Jr Hi	5512	625	80.4	5.4	4.4	4.3	5.5
Sr Hi	5626	631	53.8	7.8	10.8	11.2	16.4
Total	11138	1256	67.0	6.6	7.6	7.8	11.0

Table 6.189: How easy is it to get ecstasy?

Grade Level	N of Valid	N of Miss	Cannot Get	Very Difficult	Fairly Difficult	Fairly Easy	Very Easy
6th	1613	158	87.7	3.4	2.7	2.4	3.8
7th	1917	240	79.6	6.3	4.1	4.3	5.7
8th	1969	240	72.6	6.8	5.1	6.7	8.8
9th	1579	167	60.2	6.5	9.1	8.5	15.8
10th	1541	155	50.7	7.5	11.2	13.3	17.4
11th	1310	175	46.4	7.1	10.8	13.8	21.9
12th	1208	122	41.1	8.5	10.8	14.2	25.4
Jr Hi	5499	638	79.5	5.6	4.1	4.6	6.3
Sr Hi	5638	619	50.3	7.3	10.4	12.3	19.7
Total	11137	1257	64.7	6.5	7.3	8.5	13.1

Table 6.190: How easy is it to get OxyContin?

Grade Level	N of Valid	N of Miss	Cannot Get	Very Difficult	Fairly Difficult	Fairly Easy	Very Easy
6th	1613	158	87.5	2.9	2.4	2.9	4.3
7th	1902	255	81.5	6.4	3.6	3.9	4.6
8th	1940	269	77.4	6.5	4.3	4.5	7.4
9th	1558	188	66.6	7.3	8.5	6.9	10.7
10th	1532	164	57.2	8.4	12.5	9.3	12.7
11th	1298	187	53.4	8.9	9.7	11.6	16.5
12th	1201	129	49.4	9.9	12.1	10.6	18.1
Jr Hi	5455	682	81.8	5.4	3.5	3.8	5.5
Sr Hi	5589	668	57.3	8.5	10.6	9.4	14.2
Total	11044	1350	69.4	7.0	7.1	6.7	9.9

6.11 In My School, I Feel Safe...

Table 6.191: In my school, I feel safe in the classroom?

Grade Level	N of Valid	N of Miss	Never	Seldom	Sometimes	Often	A Lot
6th	1676	95	10.5	3.6	10.8	16.3	58.8
7th	1991	166	11.7	5.9	14.7	17.9	49.9
8th	2042	167	13.6	5.9	13.7	21.4	45.4
9th	1631	115	13.9	6.4	14.0	21.8	44.0
10th	1592	104	11.0	5.0	14.5	24.4	45.2
11th	1365	120	13.1	5.2	13.7	20.4	47.5
12th	1247	83	10.2	4.1	12.8	22.5	50.5
Jr Hi	5709	428	12.0	5.2	13.2	18.7	50.9
Sr Hi	5835	422	12.1	5.2	13.8	22.3	46.5
Total	11544	850	12.1	5.2	13.5	20.5	48.7

Table 6.192: In my school, I feel safe in the cafeteria?

Grade Level	N of Valid	N of Miss	Never	Seldom	Sometimes	Often	A Lot
6th	1670	101	13.0	5.7	13.1	17.6	50.6
7th	1999	158	14.5	7.3	16.6	19.6	42.0
8th	2046	163	15.2	7.6	14.8	21.9	40.5
9th	1626	120	17.2	7.0	15.9	21.8	38.1
10th	1594	102	13.2	6.6	18.0	22.8	39.4
11th	1365	120	14.7	8.6	14.7	21.2	40.9
12th	1249	81	11.6	6.3	14.8	22.0	45.2
Jr Hi	5715	422	14.3	6.9	14.9	19.8	44.0
Sr Hi	5834	423	14.3	7.1	15.9	22.0	40.6
Total	11549	845	14.3	7.0	15.4	20.9	42.3

Table 6.193: In my school, I feel safe in the halls?

Grade Level	N of Valid	N of Miss	Never	Seldom	Sometimes	Often	A Lot
6th	1677	94	17.9	7.2	15.0	18.5	41.4
7th	1987	170	18.8	9.5	17.6	18.3	35.9
8th	2039	170	18.2	9.2	17.7	20.1	34.8
9th	1628	118	18.6	7.5	18.5	22.2	33.2
10th	1584	112	15.2	8.5	18.1	21.7	36.7
11th	1359	126	16.9	8.0	16.6	20.2	38.3
12th	1251	79	11.8	7.0	16.4	22.1	42.7
Jr Hi	5703	434	18.3	8.7	16.9	19.0	37.1
Sr Hi	5822	435	15.8	7.8	17.5	21.6	37.4
Total	11525	869	17.0	8.2	17.2	20.3	37.3

Table 6.194: In my school, I feel safe in the bathroom?

Grade Level	N of Valid	N of Miss	Never	Seldom	Sometimes	Often	A Lot
6th	1665	106	18.1	8.1	13.7	15.3	44.7
7th	1990	167	20.8	8.4	16.3	18.0	36.5
8th	2034	175	20.4	8.5	14.6	20.0	36.6
9th	1619	127	20.7	7.9	15.8	20.9	34.7
10th	1585	111	16.0	7.8	16.7	20.4	39.2
11th	1364	121	17.4	8.5	14.2	20.6	39.2
12th	1246	84	11.7	7.2	15.7	20.5	44.9
Jr Hi	5689	448	19.9	8.3	14.9	17.9	38.9
Sr Hi	5814	443	16.7	7.9	15.6	20.6	39.2
Total	11503	891	18.3	8.1	15.3	19.3	39.1

Table 6.195: In my school, I feel safe in the gym?

Grade Level	N of Valid	N of Miss	Never	Seldom	Sometimes	Often	A Lot
6th	1668	103	13.1	5.8	10.9	17.6	52.6
7th	1984	173	14.6	7.1	15.0	19.9	43.4
8th	2030	179	16.5	7.8	14.0	20.3	41.4
9th	1610	136	17.0	7.7	14.2	22.0	39.2
10th	1574	122	12.9	6.6	15.9	22.9	41.7
11th	1352	133	15.2	7.0	14.7	19.7	43.5
12th	1248	82	11.1	6.0	14.6	22.2	46.1
Jr Hi	5682	455	14.8	7.0	13.4	19.4	45.4
Sr Hi	5784	473	14.2	6.9	14.9	21.7	42.4
Total	11466	928	14.5	6.9	14.1	20.6	43.9

Table 6.196: In my school, I feel safe on the school bus?

Grade Level	N of Valid	N of Miss	Never	Seldom	Sometimes	Often	A Lot
6th	1623	148	19.8	8.2	14.1	15.2	42.6
7th	1960	197	22.0	7.6	16.6	16.8	37.0
8th	1994	215	21.5	8.3	16.3	18.5	35.4
9th	1608	138	20.3	8.6	14.6	21.1	35.3
10th	1571	125	16.6	7.7	16.7	20.2	38.8
11th	1333	152	19.8	7.9	15.5	17.7	39.2
12th	1235	95	15.8	6.7	15.9	19.5	42.1
Jr Hi	5577	560	21.2	8.0	15.8	17.0	38.1
Sr Hi	5747	510	18.2	7.8	15.7	19.7	38.6
Total	11324	1070	19.7	7.9	15.7	18.4	38.3

Table 6.197: In my school, I feel safe at school events?

Grade Level	N of Valid	N of Miss	Never	Seldom	Sometimes	Often	A Lot
6th	1650	121	17.0	6.4	13.1	15.9	47.6
7th	1974	183	17.8	6.7	14.9	19.2	41.3
8th	2025	184	18.3	7.1	15.3	21.1	38.1
9th	1615	131	19.1	8.1	15.7	22.2	34.8
10th	1579	117	15.2	6.4	17.6	21.4	39.4
11th	1361	124	17.4	8.1	16.5	19.1	38.9
12th	1248	82	13.9	7.2	17.0	21.1	40.9
Jr Hi	5649	488	17.8	6.8	14.5	18.9	42.0
Sr Hi	5803	454	16.5	7.4	16.7	21.0	38.3
Total	11452	942	17.1	7.1	15.6	20.0	40.1

Table 6.198: In my school, I feel safe on the playground?

Grade Level	N of Valid	N of Miss	Never	Seldom	Sometimes	Often	A Lot
6th	1640	131	19.5	7.0	12.9	14.3	46.3
7th	1932	225	22.5	7.7	15.4	17.0	37.5
8th	1977	232	22.5	7.4	14.9	18.6	36.6
9th	1572	174	22.1	7.4	14.1	20.7	35.8
10th	1540	156	19.0	6.5	13.9	20.2	40.4
11th	1326	159	19.7	6.9	13.3	18.3	41.8
12th	1221	109	14.7	5.7	14.8	20.6	44.3
Jr Hi	5549	588	21.6	7.4	14.5	16.7	39.8
Sr Hi	5659	598	19.1	6.7	14.0	20.0	40.3
Total	11208	1186	20.3	7.0	14.2	18.4	40.0

Table 6.199: In my school, I feel safe in the parking lot?

Grade Level	N of Valid	N of Miss	Never	Seldom	Sometimes	Often	A Lot
6th	1652	119	24.5	10.7	14.0	15.4	35.5
7th	1970	187	25.0	10.2	17.8	15.2	31.9
8th	2026	183	23.5	10.1	17.1	17.6	31.6
9th	1620	126	22.4	8.8	17.0	19.4	32.3
10th	1584	112	17.6	8.4	18.7	19.4	35.9
11th	1352	133	18.9	8.3	16.1	20.3	36.4
12th	1247	83	14.5	7.6	17.4	21.1	39.4
Jr Hi	5648	489	24.3	10.3	16.4	16.1	32.9
Sr Hi	5803	454	18.6	8.3	17.3	20.0	35.7
Total	11451	943	21.4	9.3	16.9	18.1	34.3

Table 6.200: In my school, I feel safe in all school areas?

Grade Level	N of Valid	N of Miss	Never	Seldom	Sometimes	Often	A Lot
6th	1650	121	15.8	6.1	14.5	19.7	43.9
7th	1969	188	17.9	7.8	18.1	20.0	36.3
8th	2017	192	19.0	7.8	16.9	21.1	35.2
9th	1615	131	19.3	8.1	17.3	20.7	34.6
10th	1573	123	14.6	7.0	19.1	22.1	37.1
11th	1355	130	16.8	8.4	15.6	21.0	38.2
12th	1240	90	12.3	6.1	18.1	22.3	41.1
Jr Hi	5636	501	17.7	7.3	16.6	20.3	38.1
Sr Hi	5783	474	15.9	7.5	17.6	21.5	37.5
Total	11419	975	16.8	7.4	17.1	20.9	37.8

6.12 In My Neighborhood, I Feel Safe...

Table 6.201: In my neighborhood, I feel safe where I live?

Grade Level	N of Valid	N of Miss	Never	Seldom	Sometimes	Often	A Lot
6th	1647	124	8.1	1.9	6.6	12.4	71.0
7th	1974	183	8.3	3.1	8.1	11.6	69.0
8th	2026	183	9.1	2.8	8.6	15.8	63.6
9th	1608	138	8.6	3.4	9.5	16.5	62.1
10th	1568	128	7.3	3.6	8.6	16.9	63.6
11th	1346	139	8.3	3.0	10.9	17.2	60.5
12th	1245	85	6.7	2.5	10.0	20.7	60.2
Jr Hi	5647	490	8.5	2.7	7.8	13.4	67.7
Sr Hi	5767	490	7.8	3.2	9.7	17.7	61.7
Total	11414	980	8.1	2.9	8.8	15.5	64.7

Table 6.202: In my neighborhood, I feel safe in the streets?

Grade Level	N of Valid	N of Miss	Never	Seldom	Sometimes	Often	A Lot
6th	1642	129	20.6	8.5	16.7	18.6	35.6
7th	1973	184	21.3	8.8	16.1	19.1	34.7
8th	2023	186	19.0	8.4	17.2	21.3	34.2
9th	1607	139	16.6	7.4	16.6	20.5	38.8
10th	1568	128	13.2	7.3	16.6	21.8	41.0
11th	1344	141	14.6	5.9	18.3	19.6	41.6
12th	1243	87	10.9	6.3	17.1	22.1	43.6
Jr Hi	5638	499	20.3	8.5	16.7	19.7	34.7
Sr Hi	5762	495	14.0	6.8	17.1	21.0	41.1
Total	11400	994	17.1	7.6	16.9	20.4	38.0

Table 6.203: In my neighborhood, I feel safe at the movies?

Grade Level	N of Valid	N of Miss	Never	Seldom	Sometimes	Often	A Lot
6th	1642	129	14.6	7.2	16.7	20.5	41.0
7th	1960	197	14.9	7.2	20.2	20.6	37.1
8th	2022	187	13.3	7.1	20.4	22.1	37.1
9th	1608	138	12.7	7.4	17.3	25.9	36.6
10th	1566	130	10.5	5.4	19.5	24.5	40.2
11th	1347	138	12.6	5.6	18.0	24.8	38.9
12th	1242	88	8.4	5.6	17.9	24.5	43.6
Jr Hi	5624	513	14.2	7.1	19.3	21.1	38.2
Sr Hi	5763	494	11.2	6.1	18.2	25.0	39.6
Total	11387	1007	12.7	6.6	18.7	23.0	38.9

Table 6.204: In my neighborhood, I feel safe on the playground?

Grade Level	N of Valid	N of Miss	Never	Seldom	Sometimes	Often	A Lot
6th	1629	142	17.4	7.0	14.7	18.5	42.4
7th	1951	206	19.6	7.9	17.3	18.5	36.7
8th	1998	211	18.1	7.8	18.2	20.2	35.8
9th	1591	155	17.5	6.7	16.9	20.6	38.2
10th	1549	147	13.7	6.3	16.9	21.8	41.3
11th	1330	155	16.5	6.5	15.8	21.7	39.6
12th	1238	92	10.7	6.0	16.2	23.0	44.0
Jr Hi	5578	559	18.4	7.6	16.9	19.1	38.1
Sr Hi	5708	549	14.8	6.4	16.5	21.7	40.6
Total	11286	1108	16.6	7.0	16.7	20.4	39.4

Table 6.205: In my neighborhood, I feel safe at my friend's house?

Grade Level	N of Valid	N of Miss	Never	Seldom	Sometimes	Often	A Lot
6th	1640	131	9.1	3.8	9.7	16.2	61.2
7th	1958	199	10.6	4.1	9.9	19.0	56.4
8th	2027	182	10.0	3.3	11.2	20.4	55.1
9th	1605	141	10.3	3.9	11.2	19.9	54.6
10th	1550	146	7.7	2.5	9.9	23.1	56.7
11th	1343	142	9.2	2.8	12.4	18.5	57.1
12th	1244	86	6.6	3.2	10.4	23.1	56.8
Jr Hi	5625	512	10.0	3.7	10.3	18.7	57.3
Sr Hi	5742	515	8.6	3.1	11.0	21.1	56.2
Total	11367	1027	9.2	3.4	10.6	19.9	56.8

Table 6.206: In my neighborhood, I feel safe at the mall?

Grade Level	N of Valid	N of Miss	Never	Seldom	Sometimes	Often	A Lot
6th	1636	135	15.9	8.4	18.8	21.1	35.7
7th	1960	197	15.4	7.6	19.7	21.9	35.5
8th	2014	195	14.6	6.9	17.0	24.9	36.5
9th	1607	139	13.6	6.0	15.2	26.7	38.5
10th	1548	148	10.3	4.3	17.2	26.4	41.8
11th	1344	141	13.0	5.7	14.6	23.8	42.9
12th	1248	82	8.4	4.5	16.3	25.2	45.6
Jr Hi	5610	527	15.3	7.6	18.5	22.8	35.9
Sr Hi	5747	510	11.4	5.2	15.9	25.6	42.0
Total	11357	1037	13.3	6.3	17.2	24.2	39.0

6.13 Would Your Parents Disapprove Of You

Table 6.207: Would you parents disapprove of you using tobacco?

Grade Level	N of Valid	N of Miss	Don't Disapprove	Disapprove	Strongly Disapprove	Don't Know
6th	1626	145	13.1	8.2	72.7	6.0
7th	1978	179	12.2	10.2	68.9	8.6
8th	2022	187	10.4	10.7	70.5	8.4
9th	1599	147	10.2	11.6	68.1	10.1
10th	1569	127	8.7	14.7	68.6	8.0
11th	1349	136	12.7	15.6	63.8	7.9
12th	1239	91	11.9	19.4	60.9	7.9
Jr Hi	5626	511	11.8	9.8	70.6	7.8
Sr Hi	5756	501	10.7	15.0	65.7	8.6
Total	11382	1012	11.3	12.4	68.1	8.2

Table 6.208: Would you parents disapprove of you using alcohol?

Grade Level	N of Valid	N of Miss	Don't Disapprove	Disapprove	Strongly Disapprove	Don't Know
6th	1626	145	13.2	11.6	68.6	6.6
7th	1980	177	13.7	14.3	62.1	9.8
8th	2014	195	12.5	16.3	61.7	9.4
9th	1607	139	15.5	17.4	56.0	11.1
10th	1563	133	15.0	20.4	55.6	9.0
11th	1356	129	18.0	23.5	49.9	8.7
12th	1241	89	20.7	25.8	45.7	7.8
Jr Hi	5620	517	13.1	14.3	63.8	8.7
Sr Hi	5767	490	17.1	21.4	52.2	9.3
Total	11387	1007	15.1	17.9	58.0	9.0

Table 6.209: Would you parents disapprove of you using marijuana?

Grade Level	N of Valid	N of Miss	Don't Disapprove	Disapprove	Strongly Disapprove	Don't Know
6th	1630	141	13.1	7.2	74.4	5.3
7th	1975	182	11.9	8.2	71.2	8.7
8th	2011	198	10.1	8.5	73.5	7.9
9th	1611	135	10.0	9.4	72.2	8.4
10th	1563	133	8.1	9.3	75.3	7.2
11th	1348	137	10.9	11.4	71.3	6.4
12th	1243	87	8.0	12.7	73.0	6.3
Jr Hi	5616	521	11.6	8.0	73.0	7.4
Sr Hi	5765	492	9.3	10.6	73.0	7.2
Total	11381	1013	10.4	9.3	73.0	7.3

Table 6.210: Would you parents disapprove of you using other illicit drugs?

Grade Level	N of Valid	N of Miss	Don't Disapprove	Disapprove	Strongly Disapprove	Don't Know
6th	1609	162	12.8	7.5	73.9	5.8
7th	1964	193	12.2	8.2	71.4	8.1
8th	2005	204	9.9	8.2	74.3	7.7
9th	1601	145	9.7	7.7	74.0	8.6
10th	1558	138	7.6	7.9	77.2	7.3
11th	1345	140	9.7	9.5	74.0	6.8
12th	1240	90	6.5	9.4	77.2	6.9
Jr Hi	5578	559	11.5	8.0	73.2	7.3
Sr Hi	5744	513	8.4	8.5	75.6	7.5
Total	11322	1072	10.0	8.3	74.4	7.4

Table 6.211: Would you parents disapprove of you fighting with a student?

Grade Level	N of Valid	N of Miss	Don't Disapprove	Disapprove	Strongly Disapprove	Don't Know
6th	1619	152	15.6	19.6	56.8	8.0
7th	1967	190	17.5	20.8	50.6	11.0
8th	2001	208	16.4	23.2	48.9	11.5
9th	1609	137	17.5	23.1	46.5	13.0
10th	1563	133	14.7	25.8	48.6	10.9
11th	1346	139	16.7	27.1	46.4	9.7
12th	1240	90	13.5	28.1	49.2	9.2
Jr Hi	5587	550	16.6	21.3	51.8	10.3
Sr Hi	5758	499	15.7	25.9	47.6	10.8
Total	11345	1049	16.1	23.6	49.7	10.6

Table 6.212: Would you parents disapprove of you carrying a weapon to school?

Grade Level	N of Valid	N of Miss	Don't Disapprove	Disapprove	Strongly Disapprove	Don't Know
6th	1623	148	12.9	7.9	73.9	5.2
7th	1964	193	12.0	8.4	72.1	7.5
8th	1998	211	10.3	8.5	74.2	7.0
9th	1608	138	9.5	9.3	73.4	7.8
10th	1565	131	7.6	7.9	78.4	6.1
11th	1345	140	10.4	10.5	73.4	5.7
12th	1236	94	6.3	10.5	77.2	6.0
Jr Hi	5585	552	11.6	8.3	73.4	6.7
Sr Hi	5754	503	8.5	9.4	75.6	6.5
Total	11339	1055	10.0	8.9	74.5	6.6

Table 6.213: Would you parents disapprove of you threatening a student?

Grade Level	N of Valid	N of Miss	Don't Disapprove	Disapprove	Strongly Disapprove	Don't Know
6th	1618	153	13.5	12.1	67.4	6.9
7th	1971	186	13.3	14.0	63.1	9.6
8th	1998	211	11.5	17.0	62.9	8.7
9th	1611	135	11.5	17.1	60.7	10.7
10th	1563	133	9.7	17.0	64.7	8.6
11th	1349	136	11.4	18.8	61.3	8.5
12th	1239	91	8.3	19.1	65.0	7.6
Jr Hi	5587	550	12.7	14.5	64.3	8.5
Sr Hi	5762	495	10.3	17.9	62.9	8.9
Total	11349	1045	11.5	16.2	63.6	8.7

Table 6.214: Would you parents disapprove of you joining a gang?

Grade Level	N of Valid	N of Miss	Don't Disapprove	Disapprove	Strongly Disapprove	Don't Know
6th	1611	160	12.9	8.1	72.2	6.8
7th	1960	197	12.0	9.7	69.2	9.1
8th	1990	219	10.6	8.2	73.0	8.2
9th	1598	148	9.8	8.9	73.2	8.2
10th	1549	147	7.9	7.2	79.0	5.9
11th	1341	144	9.3	8.9	75.6	6.1
12th	1236	94	7.0	9.1	78.8	5.1
Jr Hi	5561	576	11.8	8.7	71.4	8.1
Sr Hi	5724	533	8.5	8.5	76.5	6.4
Total	11285	1109	10.1	8.6	74.0	7.2

6.14 Would Your Friends Disapprove Of You

Table 6.215: Would you friends disapprove of you using tobacco?

Grade Level	N of Valid	N of Miss	Don't Disapprove	Disapprove	Strongly Disapprove	Don't Know
6th	1610	161	15.0	18.6	48.6	17.8
7th	1932	225	17.8	21.1	39.5	21.6
8th	1980	229	20.7	20.4	35.9	23.0
9th	1590	156	26.5	22.0	29.6	21.9
10th	1554	142	31.0	22.0	27.7	19.4
11th	1337	148	34.5	21.2	27.2	17.2
12th	1234	96	37.3	22.4	25.1	15.2
Jr Hi	5522	615	18.0	20.1	40.9	21.0
Sr Hi	5715	542	31.9	21.9	27.5	18.7
Total	11237	1157	25.1	21.0	34.1	19.8

Table 6.216: Would you friends disapprove of you using alcohol?

Grade Level	N of Valid	N of Miss	Don't Disapprove	Disapprove	Strongly Disapprove	Don't Know
6th	1610	161	16.1	18.8	46.6	18.5
7th	1939	218	20.5	21.5	35.9	22.1
8th	1985	224	26.8	18.1	32.5	22.6
9th	1587	159	37.9	18.4	23.3	20.4
10th	1563	133	42.7	17.9	20.8	18.6
11th	1343	142	45.9	16.8	20.4	16.9
12th	1235	95	51.7	16.3	17.7	14.3
Jr Hi	5534	603	21.4	19.5	37.8	21.3
Sr Hi	5728	529	44.1	17.4	20.7	17.8
Total	11262	1132	33.0	18.5	29.1	19.5

Table 6.217: Would your friends disapprove of you using marijuana?

Grade Level	N of Valid	N of Miss	Don't Disapprove	Disapprove	Strongly Disapprove	Don't Know
6th	1612	159	14.6	17.4	51.4	16.6
7th	1936	221	16.6	19.2	42.6	21.6
8th	1991	218	20.4	17.6	40.1	21.9
9th	1590	156	26.9	18.8	34.7	19.6
10th	1560	136	30.6	19.9	31.9	17.6
11th	1339	146	32.6	19.7	31.6	16.1
12th	1237	93	32.3	24.3	29.7	13.7
Jr Hi	5539	598	17.4	18.1	44.2	20.3
Sr Hi	5726	531	30.4	20.5	32.1	17.0
Total	11265	1129	24.0	19.3	38.1	18.6

Table 6.218: Would your friends disapprove of you using other illicit drugs?

Grade Level	N of Valid	N of Miss	Don't Disapprove	Disapprove	Strongly Disapprove	Don't Know
6th	1595	176	14.6	16.9	51.4	17.1
7th	1936	221	15.2	19.3	43.3	22.2
8th	1977	232	16.6	18.0	42.5	22.9
9th	1586	160	20.0	19.5	38.8	21.6
10th	1552	144	21.2	20.6	39.8	18.4
11th	1337	148	20.6	22.2	39.7	17.5
12th	1231	99	17.9	25.0	42.8	14.3
Jr Hi	5508	629	15.5	18.1	45.4	21.0
Sr Hi	5706	551	20.0	21.6	40.2	18.2
Total	11214	1180	17.8	19.9	42.7	19.6

Table 6.219: Would your friends disapprove of you fighting with a student?

Grade Level	N of Valid	N of Miss	Don't Disapprove	Disapprove	Strongly Disapprove	Don't Know
6th	1590	181	22.5	20.4	37.3	19.7
7th	1929	228	28.9	20.2	28.1	22.9
8th	1984	225	32.7	18.2	24.8	24.3
9th	1588	158	39.4	17.5	20.8	22.3
10th	1561	135	39.2	19.8	20.7	20.3
11th	1336	149	39.3	18.9	22.7	19.1
12th	1233	97	37.1	21.3	23.6	17.9
Jr Hi	5503	634	28.4	19.5	29.6	22.5
Sr Hi	5718	539	38.8	19.3	21.8	20.1
Total	11221	1173	33.7	19.4	25.6	21.3

Table 6.220: Would you friends disapprove of you carrying a weapon to school?

Grade Level	N of Valid	N of Miss	Don't Disapprove	Disapprove	Strongly Disapprove	Don't Know
6th	1603	168	15.0	17.5	50.9	16.6
7th	1932	225	15.5	19.6	43.5	21.4
8th	1981	228	17.4	17.6	43.2	21.9
9th	1588	158	19.8	19.6	38.9	21.7
10th	1559	137	18.9	20.7	42.7	17.7
11th	1332	153	18.2	23.8	40.7	17.3
12th	1234	96	14.7	22.6	47.8	14.8
Jr Hi	5516	621	16.0	18.3	45.5	20.2
Sr Hi	5713	544	18.1	21.5	42.3	18.1
Total	11229	1165	17.1	19.9	43.9	19.1

Table 6.221: Would you friends disapprove of you threatening a student?

Grade Level	N of Valid	N of Miss	Don't Disapprove	Disapprove	Strongly Disapprove	Don't Know
6th	1592	179	17.8	20.3	43.5	18.4
7th	1926	231	21.2	20.4	35.0	23.4
8th	1976	233	25.3	18.8	31.4	24.5
9th	1583	163	29.8	18.3	29.1	22.8
10th	1552	144	30.4	21.8	28.0	19.7
11th	1330	155	30.7	22.0	28.4	18.9
12th	1231	99	26.6	24.5	31.7	17.2
Jr Hi	5494	643	21.7	19.8	36.2	22.3
Sr Hi	5696	561	29.5	21.5	29.2	19.9
Total	11190	1204	25.7	20.6	32.6	21.1

Table 6.222: Would you friends disapprove of you joining a gang?

Grade Level	N of Valid	N of Miss	Don't Disapprove	Disapprove	Strongly Disapprove	Don't Know
6th	1592	179	16.1	16.0	49.6	18.3
7th	1922	235	16.9	18.1	42.4	22.6
8th	1968	241	17.8	16.6	42.1	23.6
9th	1575	171	19.0	17.3	40.5	23.2
10th	1545	151	19.0	18.3	43.9	18.8
11th	1325	160	17.4	21.0	44.2	17.4
12th	1226	104	12.3	20.6	52.6	14.5
Jr Hi	5482	655	17.0	16.9	44.4	21.7
Sr Hi	5671	586	17.2	19.1	44.9	18.8
Total	11153	1241	17.1	18.1	44.6	20.2

6.15 Frequency of Use

Table 6.223: Frequency of Use – Cigarettes?

Grade Level	N of Valid	N of Miss	Daily	Weekly	Monthly	Annual
6th	1745	26	0.9	1.7	2.5	5.8
7th	2106	51	1.3	3.0	4.5	11.0
8th	2145	64	2.3	5.1	7.9	16.6
9th	1716	30	4.1	8.8	12.3	23.4
10th	1664	32	4.9	10.8	15.1	26.7
11th	1453	32	8.7	15.1	19.0	29.6
12th	1307	23	10.8	16.9	21.7	33.7
Jr Hi	5996	141	1.6	3.4	5.1	11.5
Sr Hi	6140	117	6.8	12.6	16.6	27.9
Total	12136	258	4.2	8.0	10.9	19.8

Table 6.224: Frequency of Use – Smokeless Tobacco?

Grade Level	N of Valid	N of Miss	Daily	Weekly	Monthly	Annual
6th	1738	33	0.7	0.7	1.4	2.9
7th	2100	57	1.1	1.4	2.0	3.6
8th	2135	74	1.2	1.9	2.5	4.4
9th	1714	32	1.3	2.5	3.9	6.8
10th	1662	34	1.7	3.3	5.2	9.0
11th	1448	37	3.4	5.5	7.7	12.4
12th	1303	27	3.8	5.4	6.8	11.6
Jr Hi	5973	164	1.0	1.4	2.0	3.7
Sr Hi	6127	130	2.4	4.0	5.7	9.7
Total	12100	294	1.7	2.7	3.9	6.8

Table 6.225: Frequency of Use – Cigars?

Grade Level	N of Valid	N of Miss	Daily	Weekly	Monthly	Annual
6th	1733	38	0.6	1.1	1.7	3.3
7th	2091	66	0.8	1.4	2.1	5.5
8th	2130	79	1.4	2.3	4.1	8.9
9th	1703	43	1.1	2.8	4.9	11.5
10th	1652	44	1.6	3.4	6.9	14.2
11th	1440	45	2.6	5.9	9.9	19.0
12th	1303	27	2.7	5.9	10.1	20.8
Jr Hi	5954	183	1.0	1.7	2.7	6.1
Sr Hi	6098	159	1.9	4.4	7.8	16.0
Total	12052	342	1.5	3.0	5.3	11.1

Table 6.226: Frequency of Use – Beer?

Grade Level	N of Valid	N of Miss	Daily	Weekly	Monthly	Annual
6th	1726	45	1.2	2.3	4.1	13.7
7th	2091	66	1.6	4.2	7.8	22.4
8th	2137	72	1.7	6.0	12.3	30.8
9th	1701	45	2.2	10.0	17.8	36.9
10th	1652	44	2.1	10.8	22.1	42.7
11th	1441	44	3.9	16.6	28.3	44.8
12th	1303	27	4.1	19.0	31.5	48.3
Jr Hi	5954	183	1.5	4.3	8.3	22.9
Sr Hi	6097	160	3.0	13.7	24.4	42.8
Total	12051	343	2.3	9.1	16.5	33.0

Table 6.227: Frequency of Use – Wine Coolers?

Grade Level	N of Valid	N of Miss	Daily	Weekly	Monthly	Annual
6th	1729	42	1.2	2.3	3.8	15.7
7th	2085	72	1.6	5.0	9.0	28.0
8th	2133	76	1.8	6.7	13.0	36.0
9th	1704	42	2.2	8.2	17.5	41.7
10th	1658	38	2.1	8.5	19.5	44.8
11th	1446	39	3.0	9.4	21.0	47.0
12th	1299	31	2.7	10.2	24.1	47.9
Jr Hi	5947	190	1.6	4.8	8.9	27.3
Sr Hi	6107	150	2.5	9.0	20.3	45.1
Total	12054	340	2.0	6.9	14.7	36.3

Table 6.228: Frequency of Use – Liquor?

Grade Level	N of Valid	N of Miss	Daily	Weekly	Monthly	Annual
6th	1723	48	1.0	1.9	3.0	9.0
7th	2093	64	1.3	3.6	6.4	18.2
8th	2132	77	1.8	5.8	11.0	26.5
9th	1700	46	2.4	9.5	18.1	35.9
10th	1654	42	2.0	10.9	22.7	45.6
11th	1445	40	3.9	15.2	28.7	49.7
12th	1297	33	3.2	15.7	34.3	57.7
Jr Hi	5948	189	1.4	3.9	7.1	18.5
Sr Hi	6096	161	2.8	12.6	25.3	46.4
Total	12044	350	2.1	8.3	16.3	32.6

Table 6.229: Frequency of Use – Marijuana?

Grade Level	N of Valid	N of Miss	Daily	Weekly	Monthly	Annual
6th	1724	47	1.3	1.7	2.1	3.7
7th	2078	79	2.0	3.2	4.8	8.0
8th	2123	86	2.6	5.3	7.7	13.2
9th	1707	39	4.3	8.8	13.3	21.4
10th	1648	48	4.4	10.3	15.5	25.8
11th	1445	40	6.6	12.2	18.2	27.8
12th	1306	24	6.2	12.1	17.6	30.1
Jr Hi	5925	212	2.0	3.5	5.1	8.6
Sr Hi	6106	151	5.3	10.7	16.0	26.0
Total	12031	363	3.7	7.2	10.6	17.4

Table 6.230: Frequency of Use – Cocaine?

Grade Level	N of Valid	N of Miss	Daily	Weekly	Monthly	Annual
6th	1718	53	1.0	1.0	1.3	1.9
7th	2081	76	0.8	1.2	1.8	2.9
8th	2128	81	1.2	1.7	2.5	4.6
9th	1703	43	1.4	2.5	4.0	6.3
10th	1652	44	1.4	2.2	3.7	6.6
11th	1444	41	2.8	4.6	6.5	9.2
12th	1303	27	2.0	2.9	4.8	8.4
Jr Hi	5927	210	1.0	1.3	1.9	3.2
Sr Hi	6102	155	1.9	3.0	4.7	7.5
Total	12029	365	1.4	2.2	3.3	5.4

Table 6.231: Frequency of Use – Uppers?

Grade Level	N of Valid	N of Miss	Daily	Weekly	Monthly	Annual
6th	1693	78	0.9	1.1	1.2	1.9
7th	2067	90	0.8	1.1	1.7	2.9
8th	2109	100	1.2	1.9	2.7	4.1
9th	1704	42	1.2	2.2	3.6	5.8
10th	1647	49	1.5	2.4	3.8	6.2
11th	1448	37	2.7	4.4	6.1	8.9
12th	1302	28	2.3	3.2	4.7	7.7
Jr Hi	5869	268	1.0	1.4	1.9	3.0
Sr Hi	6101	156	1.9	3.0	4.5	7.0
Total	11970	424	1.4	2.2	3.2	5.1

Table 6.232: Frequency of Use – Downers?

Grade Level	N of Valid	N of Miss	Daily	Weekly	Monthly	Annual
6th	1696	75	0.9	1.1	1.5	2.1
7th	2072	85	0.9	1.4	2.4	3.7
8th	2097	112	1.1	1.9	2.9	4.4
9th	1701	45	1.3	2.5	4.4	6.5
10th	1648	48	1.8	3.7	5.3	8.3
11th	1443	42	2.6	5.6	7.8	10.8
12th	1302	28	2.1	3.9	6.2	10.1
Jr Hi	5865	272	1.0	1.5	2.3	3.5
Sr Hi	6094	163	1.9	3.9	5.8	8.8
Total	11959	435	1.5	2.7	4.1	6.2

Table 6.233: Frequency of Use – Inhalants?

Grade Level	N of Valid	N of Miss	Daily	Weekly	Monthly	Annual
6th	1701	70	1.3	2.0	2.9	5.8
7th	2078	79	1.2	2.0	3.3	6.1
8th	2111	98	1.4	2.1	3.3	5.9
9th	1696	50	1.1	1.8	3.4	6.4
10th	1642	54	1.3	1.9	2.9	4.5
11th	1437	48	2.2	3.5	4.2	6.5
12th	1300	30	1.8	2.7	3.2	4.6
Jr Hi	5890	247	1.3	2.1	3.2	5.9
Sr Hi	6075	182	1.6	2.4	3.4	5.5
Total	11965	429	1.4	2.2	3.3	5.7

Table 6.234: Frequency of Use – Hallucinogens?

Grade Level	N of Valid	N of Miss	Daily	Weekly	Monthly	Annual
6th	1692	79	0.8	1.1	1.9	2.4
7th	2071	86	0.9	1.0	1.9	3.0
8th	2094	115	1.1	1.5	2.3	3.2
9th	1693	53	1.2	1.9	3.4	5.0
10th	1647	49	1.3	1.9	3.0	5.3
11th	1444	41	2.4	3.8	5.5	7.3
12th	1300	30	1.8	2.3	3.4	6.2
Jr Hi	5857	280	1.0	1.2	2.0	2.9
Sr Hi	6084	173	1.7	2.4	3.8	5.9
Total	11941	453	1.3	1.8	2.9	4.4

Table 6.235: Frequency of Use – Heroin?

Grade Level	N of Valid	N of Miss	Daily	Weekly	Monthly	Annual
6th	1703	68	0.9	1.0	1.9	2.5
7th	2069	88	0.9	1.0	1.8	2.7
8th	2102	107	1.2	1.5	2.3	3.4
9th	1695	51	1.2	1.7	2.7	3.9
10th	1650	46	1.3	2.1	2.7	4.1
11th	1438	47	2.3	2.9	3.8	5.1
12th	1298	32	1.8	2.4	2.9	3.8
Jr Hi	5874	263	1.0	1.2	2.0	2.9
Sr Hi	6081	176	1.6	2.2	3.0	4.2
Total	11955	439	1.3	1.7	2.5	3.6

Table 6.236: Frequency of Use – Steroids?

Grade Level	N of Valid	N of Miss	Daily	Weekly	Monthly	Annual
6th	1677	94	1.0	1.1	2.0	2.4
7th	2060	97	0.8	1.2	1.9	2.9
8th	2095	114	1.1	1.4	2.0	2.6
9th	1700	46	1.3	1.9	2.8	3.6
10th	1647	49	1.5	1.8	2.6	4.0
11th	1442	43	2.1	3.0	4.0	4.9
12th	1300	30	2.1	2.8	3.1	3.8
Jr Hi	5832	305	1.0	1.2	2.0	2.7
Sr Hi	6089	168	1.7	2.3	3.1	4.1
Total	11921	473	1.3	1.8	2.5	3.4

Table 6.237: Frequency of Use – Ecstasy?

Grade Level	N of Valid	N of Miss	Daily	Weekly	Monthly	Annual
6th	1681	90	0.9	1.2	1.7	2.9
7th	2063	94	1.1	1.3	2.2	3.1
8th	2096	113	1.2	1.8	2.7	4.9
9th	1697	49	1.6	2.8	4.4	7.2
10th	1646	50	1.3	2.2	4.3	7.5
11th	1441	44	2.8	4.3	5.9	9.8
12th	1299	31	1.8	3.0	4.5	9.5
Jr Hi	5840	297	1.1	1.5	2.3	3.7
Sr Hi	6083	174	1.9	3.1	4.8	8.4
Total	11923	471	1.5	2.3	3.5	6.1

Table 6.238: Frequency of Use – OxyContin?

Grade Level	N of Valid	N of Miss	Daily	Weekly	Monthly	Annual
6th	1682	89	0.9	1.0	2.0	2.7
7th	2043	114	0.7	0.8	1.7	2.6
8th	2074	135	1.4	1.7	2.3	3.4
9th	1680	66	1.3	2.0	3.0	4.2
10th	1643	53	1.2	1.6	2.3	3.4
11th	1437	48	2.4	3.1	4.2	5.9
12th	1298	32	1.8	2.5	3.0	4.2
Jr Hi	5799	338	1.0	1.2	2.0	2.9
Sr Hi	6058	199	1.6	2.3	3.1	4.4
Total	11857	537	1.3	1.7	2.5	3.7

Table 6.239: Frequency of Use – Any Tobacco?

Grade Level	N of Valid	N of Miss	Daily	Weekly	Monthly	Annual
6th	1752	19	0.9	1.9	2.9	7.2
7th	2117	40	1.6	3.5	5.4	12.8
8th	2152	57	2.6	5.7	9.0	18.6
9th	1724	22	4.5	9.5	13.5	26.5
10th	1673	23	5.5	12.4	17.3	30.6
11th	1459	26	9.9	17.2	22.2	34.7
12th	1310	20	12.3	19.3	24.6	38.1
Jr Hi	6021	116	1.8	3.8	5.9	13.3
Sr Hi	6166	91	7.7	14.2	18.9	32.0
Total	12187	207	4.8	9.1	12.5	22.8

Table 6.240: Frequency of Use – Any Alcohol?

Grade Level	N of Valid	N of Miss	Daily	Weekly	Monthly	Annual
6th	1746	25	1.5	3.1	5.4	21.6
7th	2109	48	2.1	6.5	11.7	35.1
8th	2150	59	2.4	9.3	17.1	45.2
9th	1715	31	3.3	13.8	25.4	53.9
10th	1668	28	2.8	15.3	30.3	60.1
11th	1455	30	5.1	21.0	35.9	63.0
12th	1309	21	4.8	23.6	41.9	67.2
Jr Hi	6005	132	2.1	6.5	11.8	34.8
Sr Hi	6147	110	3.9	18.0	32.7	60.6
Total	12152	242	3.0	12.3	22.4	47.8

Table 6.241: Frequency of Use – Any Illicit Drugs?

Grade Level	N of Valid	N of Miss	Daily	Weekly	Monthly	Annual
6th	1754	17	2.5	3.5	5.9	10.1
7th	2116	41	3.4	5.2	7.8	13.2
8th	2154	55	3.7	6.9	10.2	17.0
9th	1722	24	5.4	10.3	15.4	25.4
10th	1678	18	5.8	12.3	18.0	29.0
11th	1464	21	8.2	14.6	21.0	31.1
12th	1310	20	7.2	13.7	19.8	32.5
Jr Hi	6024	113	3.2	5.3	8.1	13.7
Sr Hi	6174	83	6.5	12.6	18.4	29.2
Total	12198	196	4.9	9.0	13.3	21.6