

PRIDE Questionnaire Report for Grades 6 thru 12

2003-04 Virginia Summary

June 11, 2004

Contents

- 1 Introduction 1**
 - 1.1 Drug Use Summary 3
 - 1.2 Cigarette Use 3
 - 1.3 Beer Use 3
 - 1.4 Marijuana Use 4
 - 1.5 Cocaine Use 5
 - 1.6 Hallucinogen Use 5

- 2 Standard Graphics 7**
 - 2.1 Frequency of Use 8
 - 2.2 Where Do You Use 14
 - 2.3 When Do You Use 23
 - 2.4 Harmfulness to Health 32
 - 2.5 Availability 41
 - 2.6 Friends Use 50

- 3 Advanced Graphics 54**
 - 3.1 Effect of Use By Students Who Use Drugs 55
 - 3.2 Frequency of Use by Sex 60
 - 3.3 Illicit Drug Use by Risk & Protective Factors 69

- 4 Summary Statistics 93**
 - 4.1 Guns 94
 - 4.2 Gangs 95
 - 4.3 Suicide 96
 - 4.4 Threatening Behaviors 97
 - 4.5 Trouble With The Police 98
 - 4.6 Personal Safety 99
 - 4.7 Risk and Protective Factors 99
 - 4.7.1 Community - Risk Factors 100
 - 4.7.2 Community - Protective Factors 101
 - 4.7.3 School - Risk Factors 101
 - 4.7.4 School - Protective Factors 102
 - 4.7.5 Family - Risk Factors 102
 - 4.7.6 Family - Protective Factors 102
 - 4.7.7 Individual - Risk Factors 103
 - 4.7.8 Individual - Protective Factors 104

5	Drug-Free Communities Support Program - OJJDP Required Statistics	105
5.1	Monthly Use	106
5.2	Perception of Risk	108
5.3	Perception of Disapproval	110
5.4	Age of First Use	113
6	Percentage Tables	115
6.1	Personal & Family Information	116
6.2	Student Characteristics	120
6.3	Harmful To Health	137
6.4	Within The Past Year How Often Have You Used	143
6.5	At What Age Did You First	150
6.6	Where Do You Use	156
6.7	When Do You Use	163
6.8	While At School Have You	170
6.9	What Effect Do You Most Often Get When You Use	175
6.10	How Easy Is It To Get	181
6.11	In My School, I Feel Safe...	187
6.12	In My Neighborhood, I Feel Safe...	191
6.13	Would Your Parents Disapprove Of You	194
6.14	Would Your Friends Disapprove Of You	197
6.15	Frequency of Use	200

List of Tables

- 5.1 Monthly Use of Alcohol 106
- 5.2 Monthly Use of Tobacco 106
- 5.3 Monthly Use of Marijuana 107
- 5.4 Perception of Risk of Alcohol 108
- 5.5 Perception of Risk of Tobacco 108
- 5.6 Perception of Risk of Marijuana 109
- 5.7 Perception of Parents Disapproval of Tobacco 110
- 5.8 Perception of Parents Disapproval of Alcohol 110
- 5.9 Perception of Parents Disapproval of Marijuana 111
- 5.10 Perception of Friends Disapproval of Tobacco 111
- 5.11 Perception of Friends Disapproval of Alcohol 111
- 5.12 Perception of Friends Disapproval of Marijuana 112
- 5.13 When did you first use any alcohol? 113
- 5.14 When did you first use any tobacco? 113
- 5.15 When did you first use marijuana? 114

- 6.1 Ethnic Origin 116
- 6.2 Sex 116
- 6.3 Age 117
- 6.4 Do you live with: 117
- 6.5 Do you have a job? 117
- 6.6 Does your father have a job? 118
- 6.7 Does your mother have a job? 118
- 6.8 What is the educational level of your father? 118
- 6.9 What is the educational level of your mother? 119
- 6.10 Do you make good grades? 120
- 6.11 Do you get into trouble at school? 120
- 6.12 Do you take part in school sports teams? 121
- 6.13 Do you take part in school activities such as band, clubs, etc? 121
- 6.14 Do you take part in community activities such as scouts, rec. teams, youth clubs, etc? 121
- 6.15 Do you attend church, synagogue, etc.? 122
- 6.16 Have you threatened to harm a teacher? 122
- 6.17 Have you threatened to harm one or both of your parents, guardians, etc.? 122
- 6.18 Do your parents talk with you about the problems of tobacco use? 123
- 6.19 Do your parents talk with you about the problems of alcohol use? 123
- 6.20 Do your parents talk with you about the problems of drug use? 123
- 6.21 Do your teachers talk with you about the problems of alcohol use? 124

6.22	Do your teachers talk with you about the problems of drug use?	124
6.23	Does your school set clear rules on bringing a gun to school?	124
6.24	Does your school set clear rules on using drugs at school?	125
6.25	Does your school set clear rules on bullying or threatening other students at school?	125
6.26	Does your school punish you when you break the rules?	125
6.27	Do your parents set clear rules for you?	126
6.28	Do your parents punish you when you break the rules?	126
6.29	Have you been in trouble with the police?	126
6.30	Do you take part in gang activities?	127
6.31	Have you thought about committing suicide?	128
6.32	While NOT at school have you carried a gun for protection or as a weapon?	128
6.33	Have you received treatment or counseling for alcohol and/or drug use?	128
6.34	Have you been caught using alcohol?	129
6.35	Have you been caught using drugs?	129
6.36	Do you have an adult, other than your parent or guardian, that you talk to about problems?	129
6.37	Do you buy or sell drugs at school?	130
6.38	Do you buy or sell drugs when NOT at school?	130
6.39	Do your friends use tobacco? (cigarettes, cigars, etc...)?	130
6.40	Do your friends use alcohol? (beer, liquor, etc...)?	131
6.41	Do your friends use drugs? (marijuana, cocaine, etc...)?	131
6.42	Do your parents set clear rules about violent TV, movies and video games?	131
6.43	Have you had 5 or more glasses of beer, wine or liquor within a few hours?	132
6.44	Have you driven a car after or while drinking alcohol??	132
6.45	Do you surf the internet for fun?	132
6.46	Have you skipped school in the past year?	133
6.47	Have you seen ads on TV that encourage NO drug use?	133
6.48	Does your school have a security officer?	133
6.49	Do you think your school needs a security officer?	134
6.50	Does your school have a drug screening program?	134
6.51	Does your school's drug screening program include all students?	134
6.52	If your school does not screen all students, do you participate in an activity that is part of the drug screening program?	135
6.53	Have you been screened for drugs at school?	135
6.54	Does your school have a student assistance program?	135
6.55	Have you participated in the student assistance program?	136
6.56	If you participated, was the student assistance program helpful?	136
6.57	Do you feel that using cigarettes is harmful to your health?	137
6.58	Do you feel that using smokeless tobacco is harmful to your health?	137
6.59	Do you feel that using cigars is harmful to your health?	138
6.60	Do you feel that using beer is harmful to your health?	138
6.61	Do you feel that using wine coolers is harmful to your health?	138
6.62	Do you feel that using liquor is harmful to your health?	139
6.63	Do you feel that using marijuana is harmful to your health?	139
6.64	Do you feel that using cocaine is harmful to your health?	139
6.65	Do you feel that using uppers is harmful to your health?	140
6.66	Do you feel that using downers is harmful to your health?	140
6.67	Do you feel that using inhalants is harmful to your health?	140

6.68 Do you feel that using hallucinogens is harmful to your health?	141
6.69 Do you feel that using heroin is harmful to your health?	141
6.70 Do you feel that using steroids is harmful to your health?	141
6.71 Do you feel that using ecstasy is harmful to your health?	142
6.72 Do you feel that using OxyContin is harmful to your health?	142
6.73 Within the past year how often have you smoked cigarettes?	143
6.74 Within the past year how often have you used smokeless tobacco?	143
6.75 Within the past year how often have you smoked cigars?	144
6.76 Within the past year how often have you drunk beer?	144
6.77 Within the past year how often have you drunk wine coolers?	144
6.78 Within the past year how often have you drunk liquor?	145
6.79 Within the past year how often have you smoked marijuana?	145
6.80 Within the past year how often have you used cocaine?	145
6.81 Within the past year how often have you used uppers?	146
6.82 Within the past year how often have you used downers?	146
6.83 Within the past year how often have you used inhalants?	146
6.84 Within the past year how often have you used hallucinogens?	147
6.85 Within the past year how often have you used heroin?	147
6.86 Within the past year how often have you used steroids?	147
6.87 Within the past year how often have you used ecstasy?	148
6.88 Within the past year how often have you used OxyContin?	148
6.89 Within the past year how often have you used tobacco?	148
6.90 Within the past year how often have you drunk alcohol?	149
6.91 Within the past year how often have you used illicit drugs?	149
6.92 At what age did you first smoke cigarettes?	150
6.93 At what age did you first use smokeless tobacco?	150
6.94 At what age did you first smoke cigars?	151
6.95 At what age did you first drink beer?	151
6.96 At what age did you first drink wine coolers?	151
6.97 At what age did you first drink liquor?	152
6.98 At what age did you first smoke marijuana?	152
6.99 At what age did you first use cocaine?	152
6.100At what age did you first use uppers?	153
6.101At what age did you first use downers?	153
6.102At what age did you first use inhalants?	153
6.103At what age did you first use hallucinogens?	154
6.104At what age did you first use heroin?	154
6.105At what age did you first use steroids?	154
6.106At what age did you first use ecstasy?	155
6.107At what age did you first use OxyContin?	155
6.108Where do you smoke cigarettes?	156
6.109Where do you use smokeless tobacco?	156
6.110Where do you smoke cigars?	157
6.111Where do you drink beer?	157
6.112Where do you drink wine coolers?	157
6.113Where do you drink liquor?	158
6.114Where do you smoke marijuana?	158

6.115	Where do you use cocaine?	158
6.116	Where do you use uppers?	159
6.117	Where do you use downers?	159
6.118	Where do you use inhalants?	159
6.119	Where do you use hallucinogens?	160
6.120	Where do you use heroin?	160
6.121	Where do you use steroids?	160
6.122	Where do you use ecstasy?	161
6.123	Where do you use OxyContin?	161
6.124	Where do you use any tobacco?	161
6.125	Where do you use any alcohol?	162
6.126	Where do you use any illicit drugs?	162
6.127	When do you smoke cigarettes?	163
6.128	When do you use smokeless tobacco?	163
6.129	When do you smoke cigars?	164
6.130	When do you drink beer?	164
6.131	When do you drink wine coolers?	164
6.132	When do you drink liquor?	165
6.133	When do you smoke marijuana?	165
6.134	When do you use cocaine?	165
6.135	When do you use uppers?	166
6.136	When do you use downers?	166
6.137	When do you use inhalants?	166
6.138	When do you use hallucinogens?	167
6.139	When do you use heroin?	167
6.140	When do you use steroids?	167
6.141	When do you use ecstasy?	168
6.142	When do you use OxyContin?	168
6.143	When do you use any tobacco?	168
6.144	When do you use any alcohol?	169
6.145	When do you use any illicit drugs?	169
6.146	While at school have you carried a gun?	170
6.147	While at school have you carried a knife, club or other weapon?	170
6.148	While at school have you threatened a student with a gun, knife or club?	171
6.149	While at school have you threatened to hurt a student by hitting, slapping or kicking?	171
6.150	While at school have you hurt a student by using a gun, knife or club?	171
6.151	While at school have you hurt a student by hitting, slapping or kicking?	172
6.152	While at school have you been threatened with a gun, knife or club by a student?	172
6.153	While at school have you had a student threaten to hit, slap or kick you?	172
6.154	While at school have you been afraid a student may hurt you?	173
6.155	While at school have you been hurt by a student using a gun, knife or club?	173
6.156	While at school have you been hurt by a student who hit, slapped or kicked you?	173
6.157	While at school have you been helped by a school security officer?	174
6.158	While at school have you been in trouble with school security officer?	174
6.159	What effect do you most often get when you smoke cigarettes?	175
6.160	What effect do you most often get when you use smokeless tobacco?	175
6.161	What effect do you most often get when you smoke cigars?	176

6.162	What effect do you most often get when you drink beer?	176
6.163	What effect do you most often get when you drink wine coolers?	176
6.164	What effect do you most often get when you drink liquor?	177
6.165	What effect do you most often get when you smoke marijuana?	177
6.166	What effect do you most often get when you use cocaine?	177
6.167	What effect do you most often get when you use uppers?	178
6.168	What effect do you most often get when you use downers?	178
6.169	What effect do you most often get when you use inhalants?	178
6.170	What effect do you most often get when you use hallucinogens?	179
6.171	What effect do you most often get when you use heroin?	179
6.172	What effect do you most often get when you use steroids?	179
6.173	What effect do you most often get when you use ecstasy?	180
6.174	What effect do you most often get when you use OxyContin?	180
6.175	How easy is it to get cigarettes?	181
6.176	How easy is it to get smokeless tobacco?	181
6.177	How easy is it to get cigars?	182
6.178	How easy is it to get beer?	182
6.179	How easy is it to get wine coolers?	182
6.180	How easy is it to get liquor?	183
6.181	How easy is it to get marijuana?	183
6.182	How easy is it to get cocaine?	183
6.183	How easy is it to get uppers?	184
6.184	How easy is it to get downers?	184
6.185	How easy is it to get inhalants?	184
6.186	How easy is it to get hallucinogens?	185
6.187	How easy is it to get heroin?	185
6.188	How easy is it to get steroids?	185
6.189	How easy is it to get ecstasy?	186
6.190	How easy is it to get OxyContin?	186
6.191	In my school, I feel safe in the classroom?	187
6.192	In my school, I feel safe in the cafeteria?	187
6.193	In my school, I feel safe in the halls?	188
6.194	In my school, I feel safe in the bathroom?	188
6.195	In my school, I feel safe in the gym?	188
6.196	In my school, I feel safe on the school bus?	189
6.197	In my school, I feel safe at school events?	189
6.198	In my school, I feel safe on the playground?	189
6.199	In my school, I feel safe in the parking lot?	190
6.200	In my school, I feel safe in all school areas?	190
6.201	In my neighborhood, I feel safe where I live?	191
6.202	In my neighborhood, I feel safe in the streets?	191
6.203	In my neighborhood, I feel safe at the movies?	192
6.204	In my neighborhood, I feel safe on the playground?	192
6.205	In my neighborhood, I feel safe at my friend's house?	192
6.206	In my neighborhood, I feel safe at the mall?	193
6.207	Would you parents disapprove of you using tobacco?	194
6.208	Would you parents disapprove of you using alcohol?	194

6.209	Would you parents disapprove of you using marijuana?	195
6.210	Would you parents disapprove of you using other illicit drugs?	195
6.211	Would you parents disapprove of you fighting with a student?	195
6.212	Would you parents disapprove of you carrying a weapon to school?	196
6.213	Would you parents disapprove of you threatening a student?	196
6.214	Would you parents disapprove of you joining a gang?	196
6.215	Would you friends disapprove of you using tobacco?	197
6.216	Would you friends disapprove of you using alcohol?	197
6.217	Would you friends disapprove of you using marijuana?	198
6.218	Would you friends disapprove of you using other illicit drugs?	198
6.219	Would you friends disapprove of you fighting with a student?	198
6.220	Would you friends disapprove of you carrying a weapon to school?	199
6.221	Would you friends disapprove of you threatening a student?	199
6.222	Would you friends disapprove of you joining a gang?	199
6.223	Frequency of Use – Cigarettes?	200
6.224	Frequency of Use – Smokeless Tobacco?	200
6.225	Frequency of Use – Cigars?	201
6.226	Frequency of Use – Beer?	201
6.227	Frequency of Use – Wine Coolers?	201
6.228	Frequency of Use – Liquor?	202
6.229	Frequency of Use – Marijuana?	202
6.230	Frequency of Use – Cocaine?	202
6.231	Frequency of Use – Uppers?	203
6.232	Frequency of Use – Downers?	203
6.233	Frequency of Use – Inhalants?	203
6.234	Frequency of Use – Hallucinogens?	204
6.235	Frequency of Use – Heroin?	204
6.236	Frequency of Use – Steroids?	204
6.237	Frequency of Use – Ecstasy?	205
6.238	Frequency of Use – OxyContin?	205
6.239	Frequency of Use – Any Tobacco?	205
6.240	Frequency of Use – Any Alcohol?	206
6.241	Frequency of Use – Any Illicit Drugs?	206

List of Figures

- 2.1 % Students Who Use Cigarettes, Smokeless Tobacco & Cigars 9
- 2.2 % Students Who Use Beer, Wine Coolers, Liquor & Marijuana 10
- 2.3 % Students Who Use Cocaine, Uppers, Downers & Inhalants 11
- 2.4 % Students Who Use Hallucinogens, Heroin & Steroids 12
- 2.5 % Students Who Use Ecstasy & OxyContin 13
- 2.6 Where Do You Use Beer 15
- 2.7 Where Do You Use Liquor 16
- 2.8 Where Do You Use Marijuana 17
- 2.9 Where Do You Use Cocaine 18
- 2.10 Where Do You Use Inhalants 19
- 2.11 Where Do You Use Hallucinogens 20
- 2.12 Where Do You Use Ecstasy 21
- 2.13 Where Do You Use OxyContin 22
- 2.14 When Do You Use Beer 24
- 2.15 When Do You Use Liquor 25
- 2.16 When Do You Use Marijuana 26
- 2.17 When Do You Use Cocaine 27
- 2.18 When Do You Use Inhalants 28
- 2.19 When Do You Use Hallucinogens 29
- 2.20 When Do You Use Ecstasy 30
- 2.21 When Do You Use OxyContin 31
- 2.22 Is It Harmful To Use Beer 33
- 2.23 Is It Harmful To Use Liquor 34
- 2.24 Is It Harmful To Use Marijuana 35
- 2.25 Is It Harmful To Use Cocaine 36
- 2.26 Is It Harmful To Use Inhalants 37
- 2.27 Is It Harmful To Use Hallucinogens 38
- 2.28 Is It Harmful To Use Ecstasy 39
- 2.29 Is It Harmful To Use OxyContin 40
- 2.30 How Easy Is It To Get Beer 42
- 2.31 How Easy Is It To Get Liquor 43
- 2.32 How Easy Is It To Get Marijuana 44
- 2.33 How Easy Is It To Get Cocaine 45
- 2.34 How Easy Is It To Get Inhalants 46
- 2.35 How Easy Is It To Get Hallucinogens 47
- 2.36 How Easy Is It To Get Ecstasy 48
- 2.37 How Easy Is It To Get OxyContin 49

2.38	Friends Use of Tobacco	51
2.39	Friends Use of Alcohol	52
2.40	Friends Use of Illicit Drugs	53
3.1	% Students Who Get Very High or Bombed When Using Beer, Wine Coolers or Liquor	56
3.2	% Students Who Get Very High or Bombed When Using Marijuana, Cocaine or Uppers	57
3.3	% Students Who Get Very High or Bombed When Using Downers, Inhalants or Hallucinogens	58
3.4	% Students Who Get Very High or Bombed When Using Heroin, Steroids, Ecstasy or OxyContin	59
3.5	% Students Who Use Beer by Sex	61
3.6	% Students Who Use Liquor by Sex	62
3.7	% Students Who Use Marijuana by Sex	63
3.8	% Students Who Use Cocaine by Sex	64
3.9	% Students Who Use Inhalants by Sex	65
3.10	% Students Who Use Hallucinogens by Sex	66
3.11	% Students Who Use Ecstasy by Sex	67
3.12	% Students Who Use OxyContin by Sex	68
3.13	% Students Who Use Illicit Drugs by Attend Church, Synagogue, etc.	70
3.14	% Students Who Use Illicit Drugs by Take Part in Community Activities	71
3.15	% Students Who Use Illicit Drugs by Make Good Grades	72
3.16	% Students Who Use Illicit Drugs by Take Part in Sports Teams	73
3.17	% Students Who Use Illicit Drugs by Take Part in School Activities	74
3.18	% Students Who Use Illicit Drugs by Get Into Trouble at School	75
3.19	% Students Who Use Illicit Drugs by Parents Talk About Dangers of Drugs	76
3.20	% Students Who Use Illicit Drugs by Parents Set Clear Rules	77
3.21	% Students Who Use Illicit Drugs by Parents Punish for Breaking Rules	78
3.22	% Students Who Use Illicit Drugs by School Sets Clear Rules on Guns at School	79
3.23	% Students Who Use Illicit Drugs by School Sets Clear Rules on Drugs at School	80
3.24	% Students Who Use Illicit Drugs by School Sets Clear Rules on Bullying at School	81
3.25	% Students Who Use Illicit Drugs by School Punishes for Breaking Rules	82
3.26	% Students Who Use Illicit Drugs by Received Treatment for Alcohol/Drug Use	83
3.27	% Students Who Use Illicit Drugs by Been Caught Using Alcohol	84
3.28	% Students Who Use Illicit Drugs by Been Caught Using Drugs	85
3.29	% Students Who Use Illicit Drugs by Buy/Sell Drugs at School	86
3.30	% Students Who Use Illicit Drugs by Buy/Sell Drugs While NOT at School	87
3.31	% Students Who Use Illicit Drugs by Friends Use Alcohol	88
3.32	% Students Who Use Illicit Drugs by Friends Use Drugs	89
3.33	% Students Who Use Illicit Drugs by Parents Set Rules About TV, Movies, etc.	90
3.34	% Students Who Use Illicit Drugs by Drinking 5 or More Glasses of Alcohol	91
3.35	% Students Who Use Illicit Drugs by Skipped School	92
4.1	Drug Use of Students Who Carry Guns vs Students Who Do Not	94
4.2	Drug Use of Students In Gangs vs Students Not In Gangs	95
4.3	Drug Use of Students Who Think of Suicide	96
4.4	Drug Use of Students Who Threaten vs Students Who Do Not	97
4.5	Drug Use of Students Who Get In Trouble With Police vs Those Who Do Not	98

Chapter 1

Introduction

The following graphs, summary and tables are compiled from data collected in your school(s) using the **PRIDE Surveys Questionnaire**. These data reflect prevalence and patterns of drug and alcohol use, violence, gang activity and suicide. It is important that this report be utilized as part of your drug abuse and violence awareness and prevention programs. We strongly suggest that you:

COPY THE FOLLOWING PAGES, (which highlight and graphically summarize drug use and violent behavior by students in your school)

DISTRIBUTE THEM TO YOUR FACULTY

AND SHARE THIS INFORMATION WITH PARENTS.

Most of all, we strongly encourage a parent meeting at your school to share this information!

NOTE: Most drug use occurs at nights and weekends when school is not in session. You will find statistics in this report which support these findings.

FOR GREATEST SUCCESS IN DECREASING DRUG USE, FACULTY, STUDENTS AND PARENTS MUST WORK TOGETHER TOWARD A DRUG-FREE LIFESTYLE.

If you have questions about this report or if you wish to have information on other **PRIDE Surveys** services and products, please call the **PRIDE Surveys** Office or write to the following address:

PRIDE Surveys

Janie Pitcock

160 Vanderbilt Court

Bowling Green, KY 42103

1-800-279-6361

1-270-746-9596

www.pridesurveys.com

The following information is for **PRIDE Surveys** internal use only.

- Data Files: us039203
- Filter:

1.1 Drug Use Summary

- Number of 6th grade students surveyed: 2917
- Number of 7th grade students surveyed: 2240
- Number of 8th grade students surveyed: 4078
- Number of 9th grade students surveyed: 1728
- Number of 10th grade students surveyed: 3488
- Number of 11th grade students surveyed: 1286
- Number of 12th grade students surveyed: 1447
- Number of students surveyed: 17184

1.2 Cigarette Use

10.7 percent of your 6th grade students said they used cigarettes within the past year (2002-2003 PRIDE National Avg = 11.1%). **18.3** percent of your 7th grade students said they used cigarettes within the past year (2002-2003 PRIDE National Avg = 16.3%). **24.6** percent of your 8th grade students said they used cigarettes within the past year (2002-2003 PRIDE National Avg = 25.6%). **34.2** percent of your 9th grade students said they used cigarettes within the past year (2002-2003 PRIDE National Avg = 28.8%). **35.1** percent of your 10th grade students said they used cigarettes within the past year (2002-2003 PRIDE National Avg = 34.1%). **44.1** percent of your 11th grade students said they used cigarettes within the past year (2002-2003 PRIDE National Avg = 37.4%). **47.7** percent of your 12th grade students said they used cigarettes within the past year (2002-2003 PRIDE National Avg = 40.8%).

1.3 Beer Use

12.9 percent of your 6th grade students said they used beer within the past year (2002-2003 PRIDE National Avg = 15.0%). **22.8** percent of your 7th grade students said they used beer within the past year (2002-2003 PRIDE National Avg = 21.0%). **33.0** percent of your 8th grade students said they used beer within the past year (2002-2003 PRIDE National Avg = 33.5%). **45.2** percent of your 9th grade students said they used beer within the past year (2002-2003 PRIDE National Avg = 41.5%). **51.8** percent of your 10th grade students said they used beer within the past year (2002-2003 PRIDE National Avg = 47.7%). **58.9** percent of your 11th grade students said they used beer within the past year (2002-2003 PRIDE National Avg = 54.1%). **62.7** percent of your 12th grade students said they used beer within the past year (2002-2003 PRIDE National Avg = 56.7%).

Of those 6th grade students who reported using beer, **22.9** percent of them reported getting *very high* or *bombed* when they used. Of those 7th grade students who reported using beer, **15.1** percent of

them reported getting *very high* or *bombed* when they used. Of those 8th grade students who reported using beer, **19.0** percent of them reported getting *very high* or *bombed* when they used. Of those 9th grade students who reported using beer, **30.8** percent of them reported getting *very high* or *bombed* when they used. Of those 10th grade students who reported using beer, **31.1** percent of them reported getting *very high* or *bombed* when they used. Of those 11th grade students who reported using beer, **37.6** percent of them reported getting *very high* or *bombed* when they used. Of those 12th grade students who reported using beer, **41.3** percent of them reported getting *very high* or *bombed* when they used.

1.4 Marijuana Use

3.8 percent of your 6th grade students said they used marijuana within the past year (2002-2003 PRIDE National Avg = 5.2%). **9.1** percent of your 7th grade students said they used marijuana within the past year (2002-2003 PRIDE National Avg = 8.8%). **14.7** percent of your 8th grade students said they used marijuana within the past year (2002-2003 PRIDE National Avg = 16.8%). **25.0** percent of your 9th grade students said they used marijuana within the past year (2002-2003 PRIDE National Avg = 23.6%). **29.3** percent of your 10th grade students said they used marijuana within the past year (2002-2003 PRIDE National Avg = 29.7%). **39.6** percent of your 11th grade students said they used marijuana within the past year (2002-2003 PRIDE National Avg = 34.3%). **38.4** percent of your 12th grade students said they used marijuana within the past year (2002-2003 PRIDE National Avg = 35.8%).

Of those 6th grade students who reported using marijuana, **63.2** percent of them reported getting *very high* or *bombed* when they used. Of those 7th grade students who reported using marijuana, **77.8** percent of them reported getting *very high* or *bombed* when they used. Of those 8th grade students who reported using marijuana, **78.9** percent of them reported getting *very high* or *bombed* when they used. Of those 9th grade students who reported using marijuana, **79.6** percent of them reported getting *very high* or *bombed* when they used. Of those 10th grade students who reported using marijuana, **79.6** percent of them reported getting *very high* or *bombed* when they used. Of those 11th grade students who reported using marijuana, **80.7** percent of them reported getting *very high* or *bombed* when they used. Of those 12th grade students who reported using marijuana, **80.1** percent of them reported getting *very high* or *bombed* when they used.

1.6 percent of your 6th grade students reported they used marijuana on *weekends* vs. **1.1** percent who reported use *during school*. **5.4** percent of your 7th grade students reported they used marijuana on *weekends* vs. **0.4** percent who reported use *during school*. **9.9** percent of your 8th grade students reported they used marijuana on *weekends* vs. **1.0** percent who reported use *during school*. **16.2** percent of your 9th grade students reported they used marijuana on *weekends* vs. **2.9** percent who reported use *during school*. **20.8** percent of your 10th grade students reported they used marijuana on *weekends* vs. **2.7** percent who reported use *during school*. **27.1** percent of your 11th grade students reported they used marijuana on *weekends* vs. **4.4** percent who reported use *during school*. **26.7** percent of your 12th grade students reported they used marijuana on *weekends* vs. **3.5** percent who reported use *during school*.

1.5 Cocaine Use

2.8 percent of your 6th grade students said they used cocaine within the past year (2002-2003 PRIDE National Avg = 2.5%). **3.2** percent of your 7th grade students said they used cocaine within the past year (2002-2003 PRIDE National Avg = 2.4%). **4.4** percent of your 8th grade students said they used cocaine within the past year (2002-2003 PRIDE National Avg = 3.8%). **7.0** percent of your 9th grade students said they used cocaine within the past year (2002-2003 PRIDE National Avg = 4.9%). **7.6** percent of your 10th grade students said they used cocaine within the past year (2002-2003 PRIDE National Avg = 5.8%). **10.6** percent of your 11th grade students said they used cocaine within the past year (2002-2003 PRIDE National Avg = 7.1%). **12.2** percent of your 12th grade students said they used cocaine within the past year (2002-2003 PRIDE National Avg = 8.7%).

Of those 6th grade students who reported using cocaine, **69.0** percent of them reported getting *very high* or *bombed* when they used. Of those 7th grade students who reported using cocaine, **75.8** percent of them reported getting *very high* or *bombed* when they used. Of those 8th grade students who reported using cocaine, **79.7** percent of them reported getting *very high* or *bombed* when they used. Of those 9th grade students who reported using cocaine, **77.8** percent of them reported getting *very high* or *bombed* when they used. Of those 10th grade students who reported using cocaine, **75.9** percent of them reported getting *very high* or *bombed* when they used. Of those 11th grade students who reported using cocaine, **80.2** percent of them reported getting *very high* or *bombed* when they used. Of those 12th grade students who reported using cocaine, **74.4** percent of them reported getting *very high* or *bombed* when they used.

1.6 Hallucinogen Use

2.8 percent of your 6th grade students said they used hallucinogens within the past year (2002-2003 PRIDE National Avg = 2.2%). **2.6** percent of your 7th grade students said they used hallucinogens within the past year (2002-2003 PRIDE National Avg = 2.0%). **3.2** percent of your 8th grade students said they used hallucinogens within the past year (2002-2003 PRIDE National Avg = 3.3%). **6.5** percent of your 9th grade students said they used hallucinogens within the past year (2002-2003 PRIDE National Avg = 4.4%). **6.8** percent of your 10th grade students said they used hallucinogens within the past year (2002-2003 PRIDE National Avg = 5.1%). **9.7** percent of your 11th grade students said they used hallucinogens within the past year (2002-2003 PRIDE National Avg = 6.6%). **10.6** percent of your 12th grade students said they used hallucinogens within the past year (2002-2003 PRIDE National Avg = 7.8%).

Of those 6th grade students who reported using hallucinogens, **67.1** percent of them reported getting *very high* or *bombed* when they used. Of those 7th grade students who reported using hallucinogens, **71.2** percent of them reported getting *very high* or *bombed* when they used. Of those 8th grade students who reported using hallucinogens, **74.6** percent of them reported getting *very high* or *bombed* when they used. Of those 9th grade students who reported using hallucinogens, **78.7** percent of them reported getting *very high* or *bombed* when they used. Of those 10th grade students who reported using hallucinogens, **79.2** percent of them reported getting *very high* or *bombed* when they used. Of those 11th grade students who reported using hallucinogens, **78.1** percent of them reported getting *very*

high or *bombed* when they used. Of those 12th grade students who reported using hallucinogens, **85.2** percent of them reported getting *very high* or *bombed* when they used.

Chapter 2

Standard Graphics

The following graphs will assist you in understanding the relationship of student behavior to alcohol and other drug usage. You are encouraged to make overheads or slides from the graphs for presentations to school faculty, parents, media, and other audiences in the community.

The *Location* and *Time* of drug use graphs will be helpful in understanding the need for a commitment to drug abuse prevention by parents and the larger community - not just by schools. Student alcohol and other drug use occurs most often outside the school and at times when school is not in session.

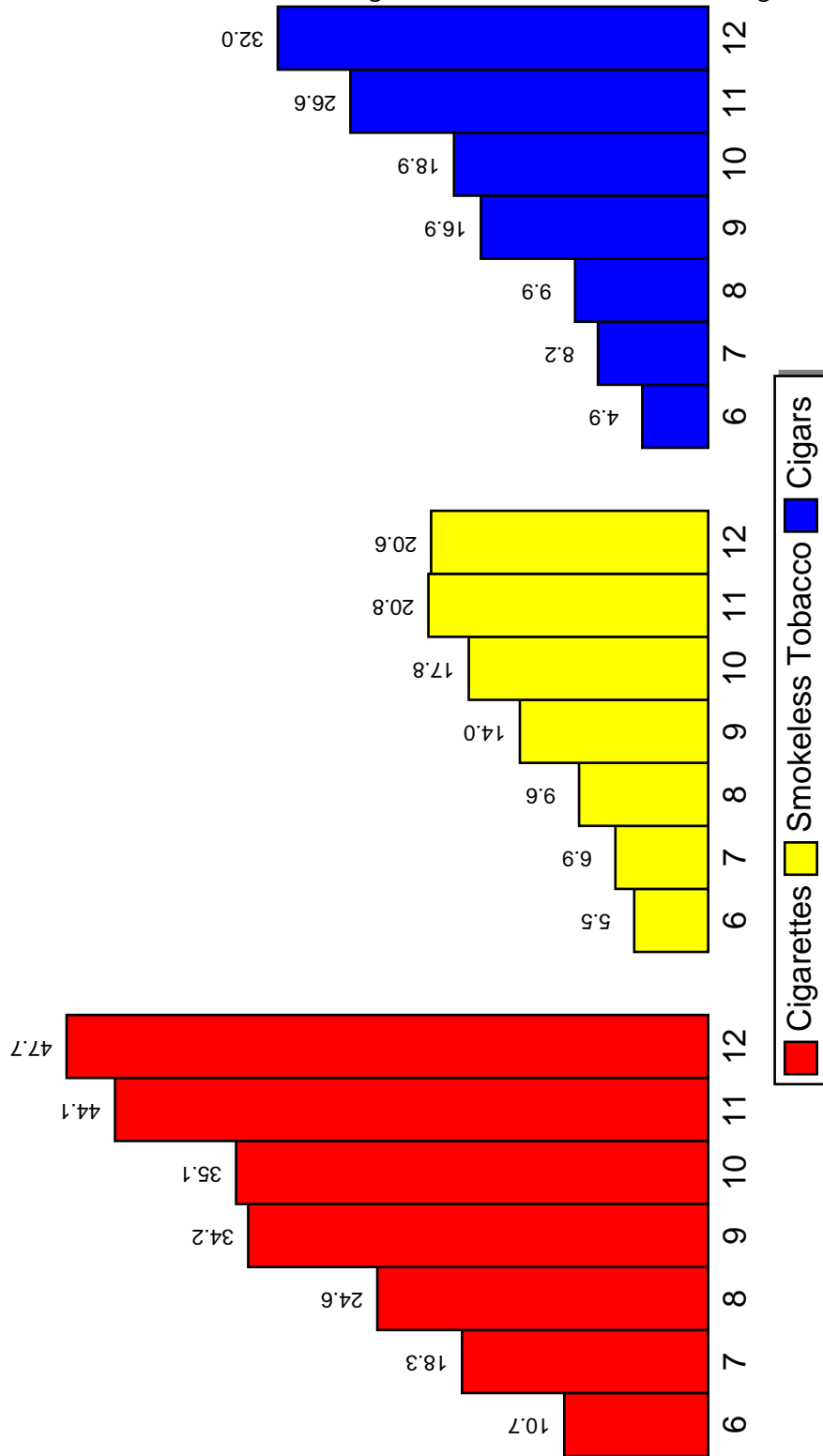
The *Perceived Harm* of alcohol and other drugs will assist with understanding how the false assumptions concerning harm are related to drug use. When drugs are perceived as harmless, the probability of use increases.

Research indicates that easy access, *Availability*, to drugs increases the probability of use. Availability of alcohol and other drugs normally increases at higher grade levels.

2.1 Frequency of Use

% Students Who Use Cigarettes, Smokeless Tobacco & Cigars

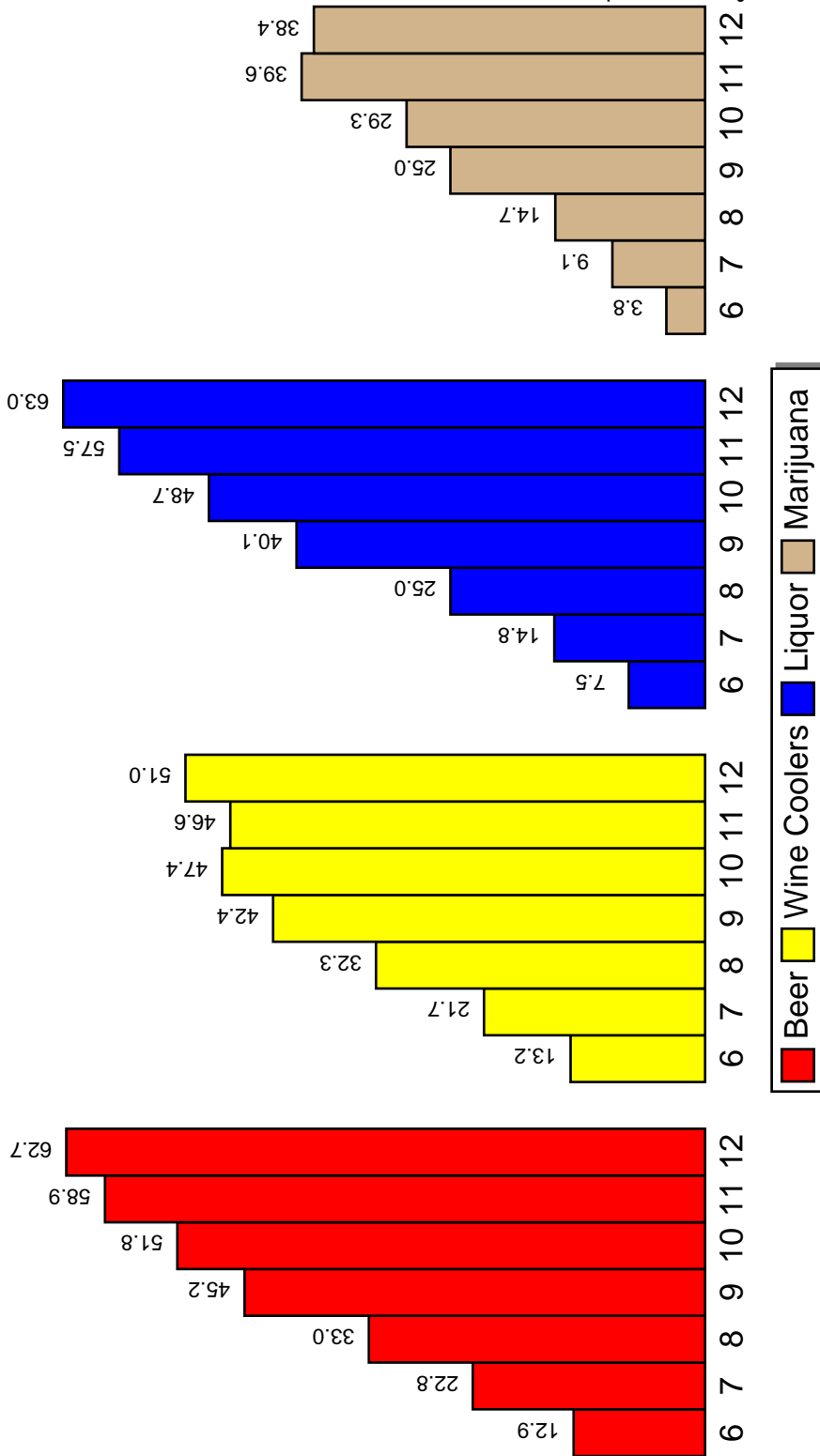
Figure 2.1: % Students Who Use Cigarettes, Smokeless Tobacco & Cigars



Source: PRIDE Surveys

% Students Who Use Beer, Wine Coolers, Liquor & Marijuana

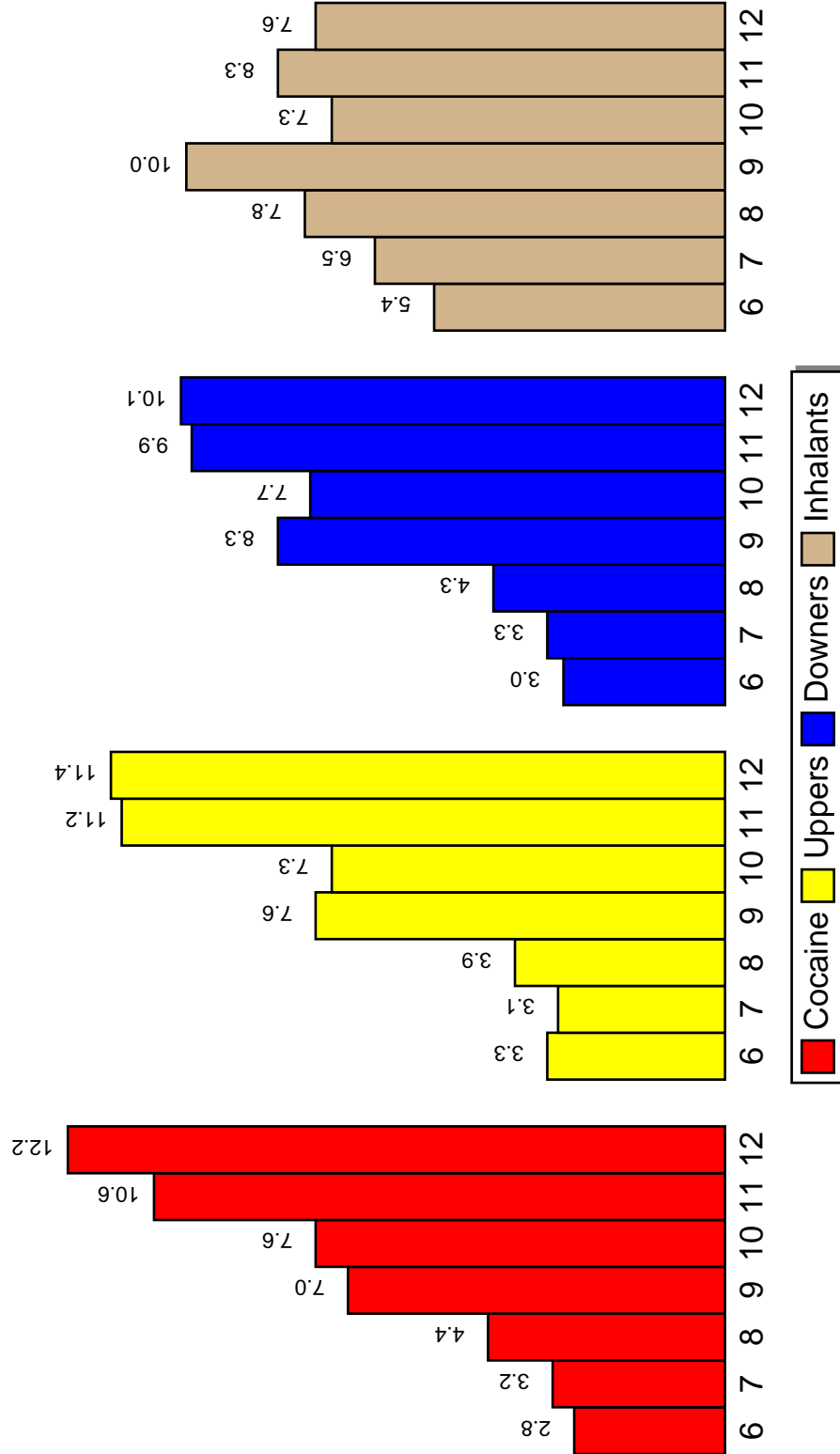
Figure 2.2: % Students Who Use Beer, Wine Coolers, Liquor & Marijuana



Source: PRIDE Surveys

% Students Who Use Cocaine, Uppers, Downers & Inhalants

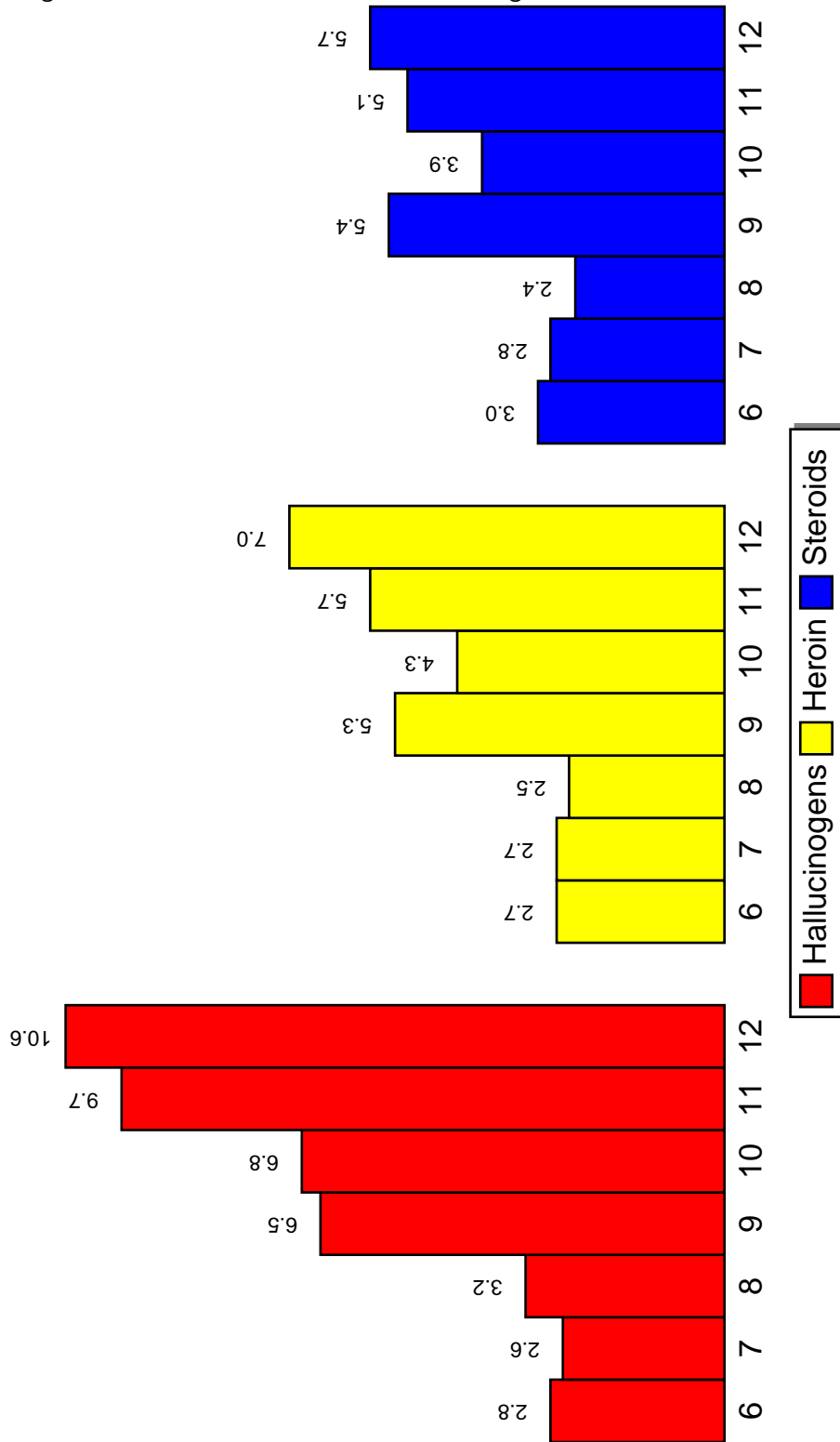
Figure 2.3: % Students Who Use Cocaine, Uppers, Downers & Inhalants



Source: PRIDE Surveys

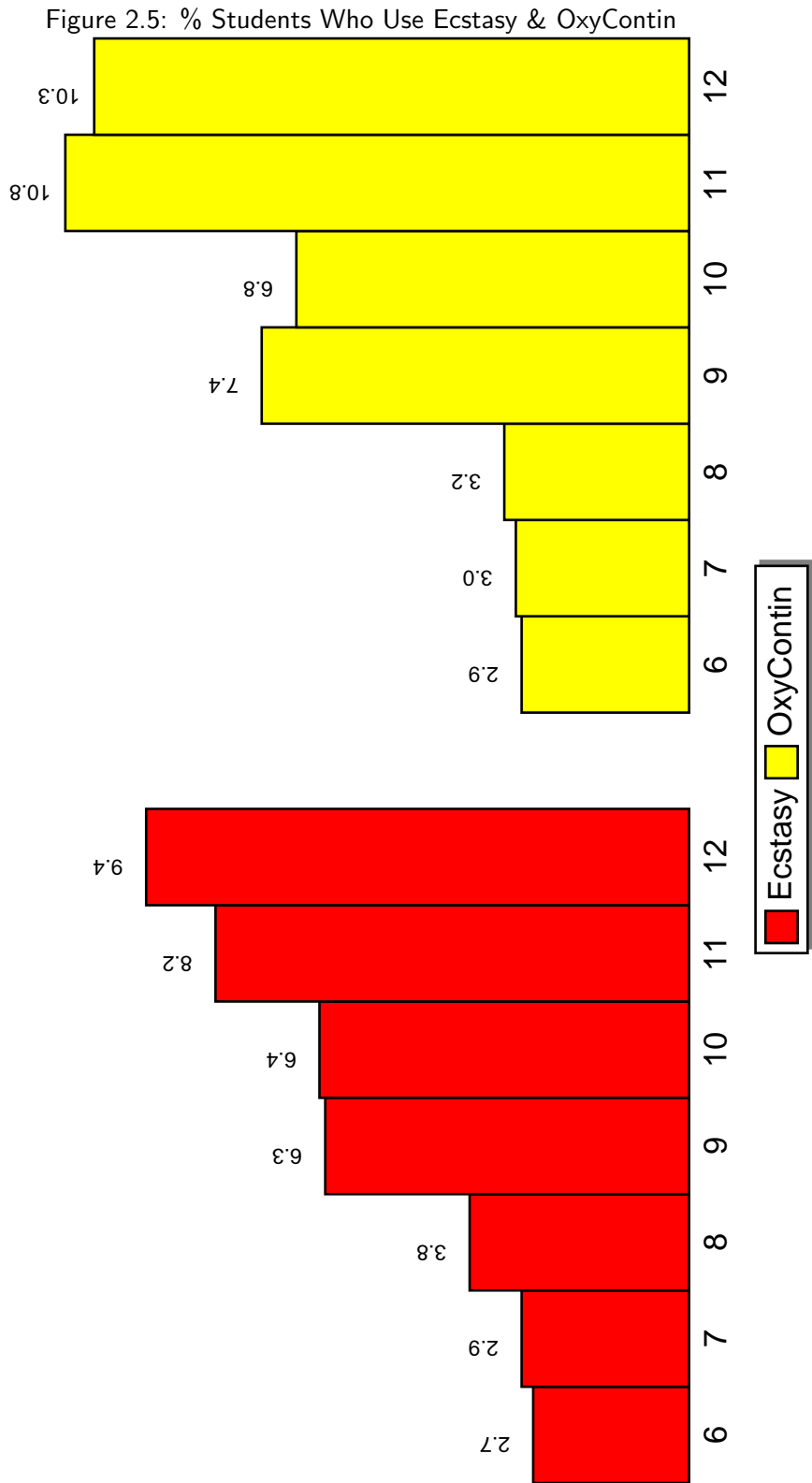
% Students Who Use Hallucinogens, Heroin & Steroids

Figure 2.4: % Students Who Use Hallucinogens, Heroin & Steroids



Source: PRIDE Surveys

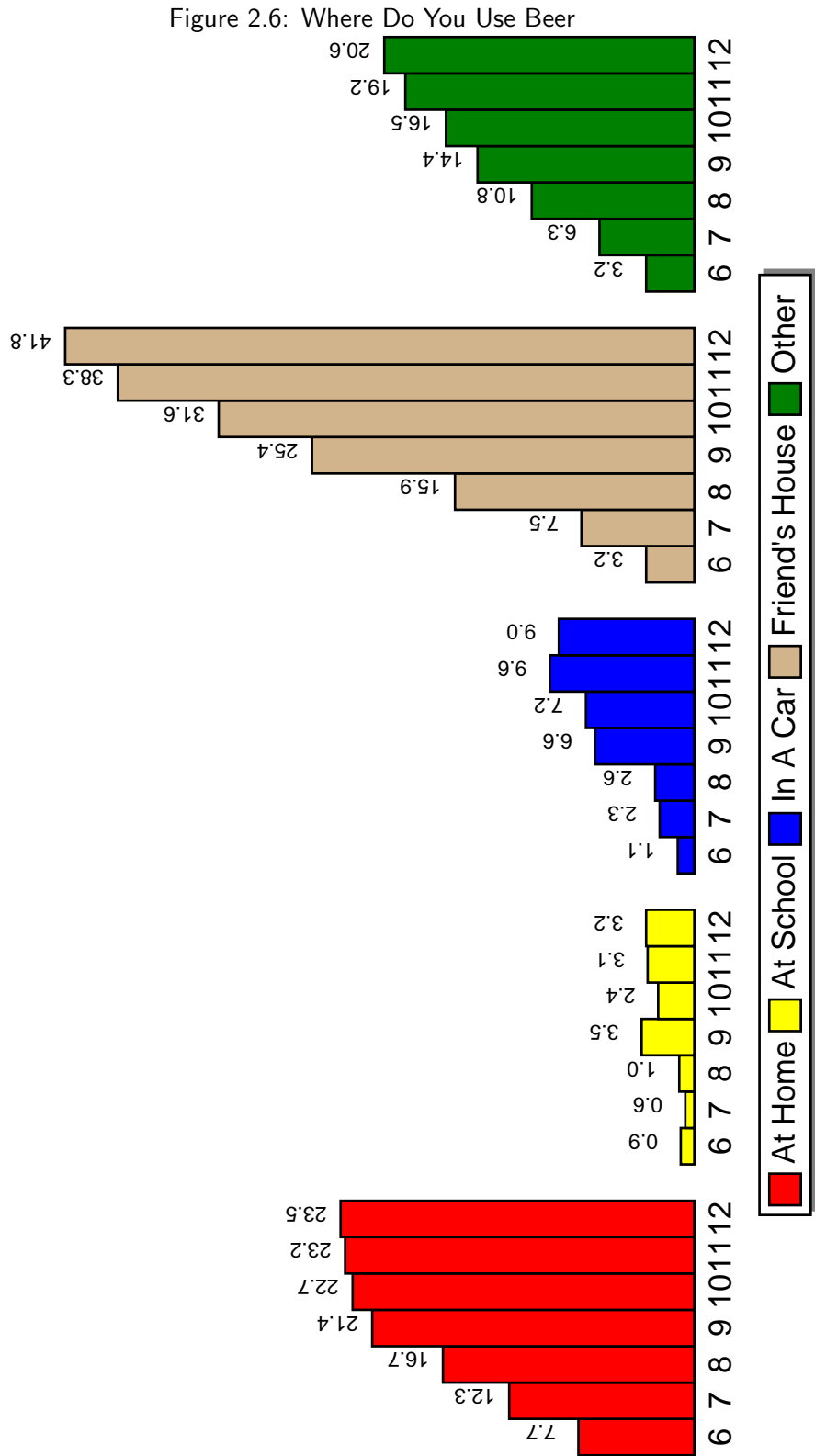
% Students Who Use Ecstasy & OxyContin



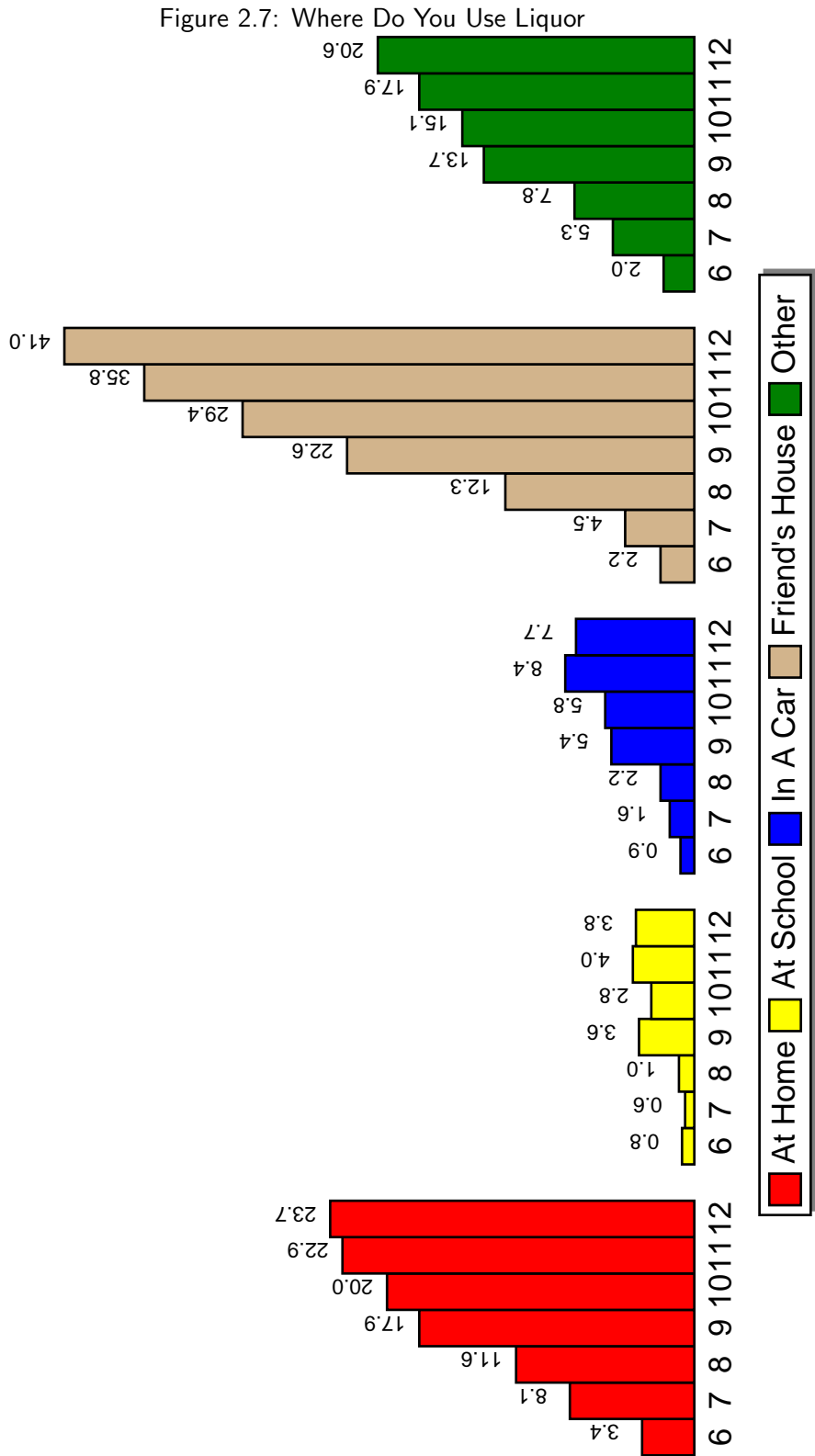
Source: PRIDE Surveys

2.2 Where Do You Use

Where Do You Use Beer

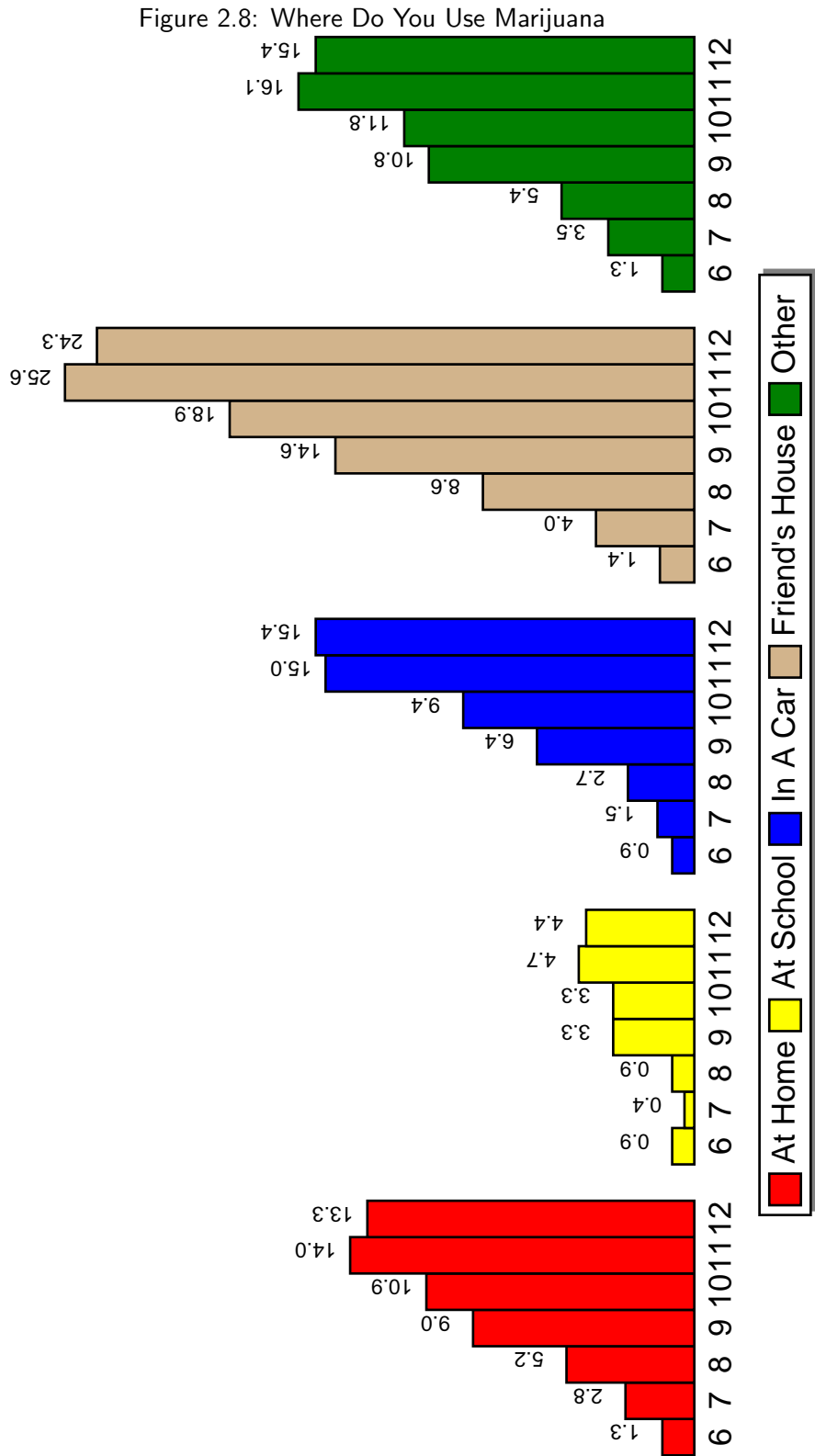


Where Do You Use Liquor

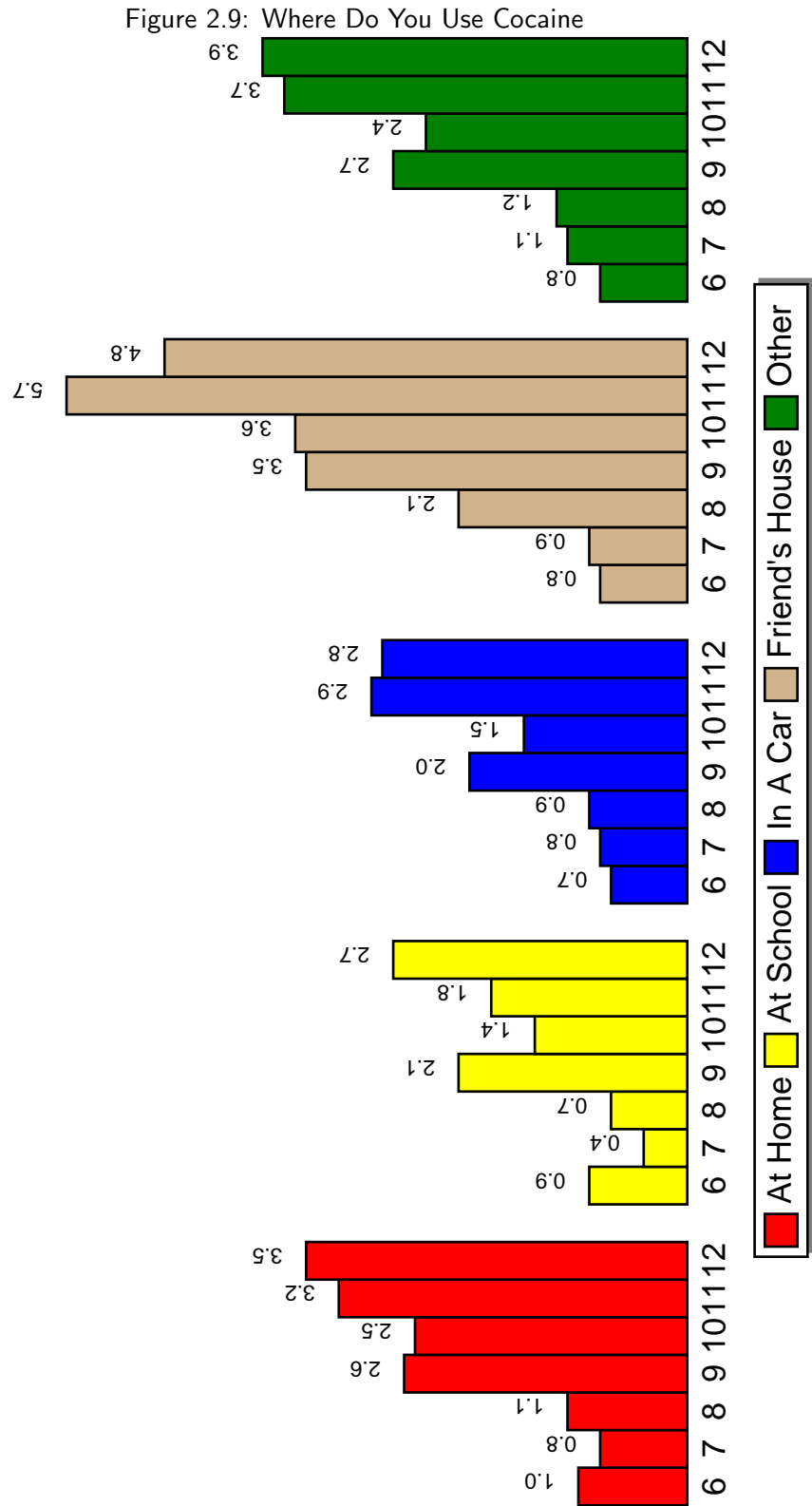


Source: PRIDE Surveys

Where Do You Use Marijuana

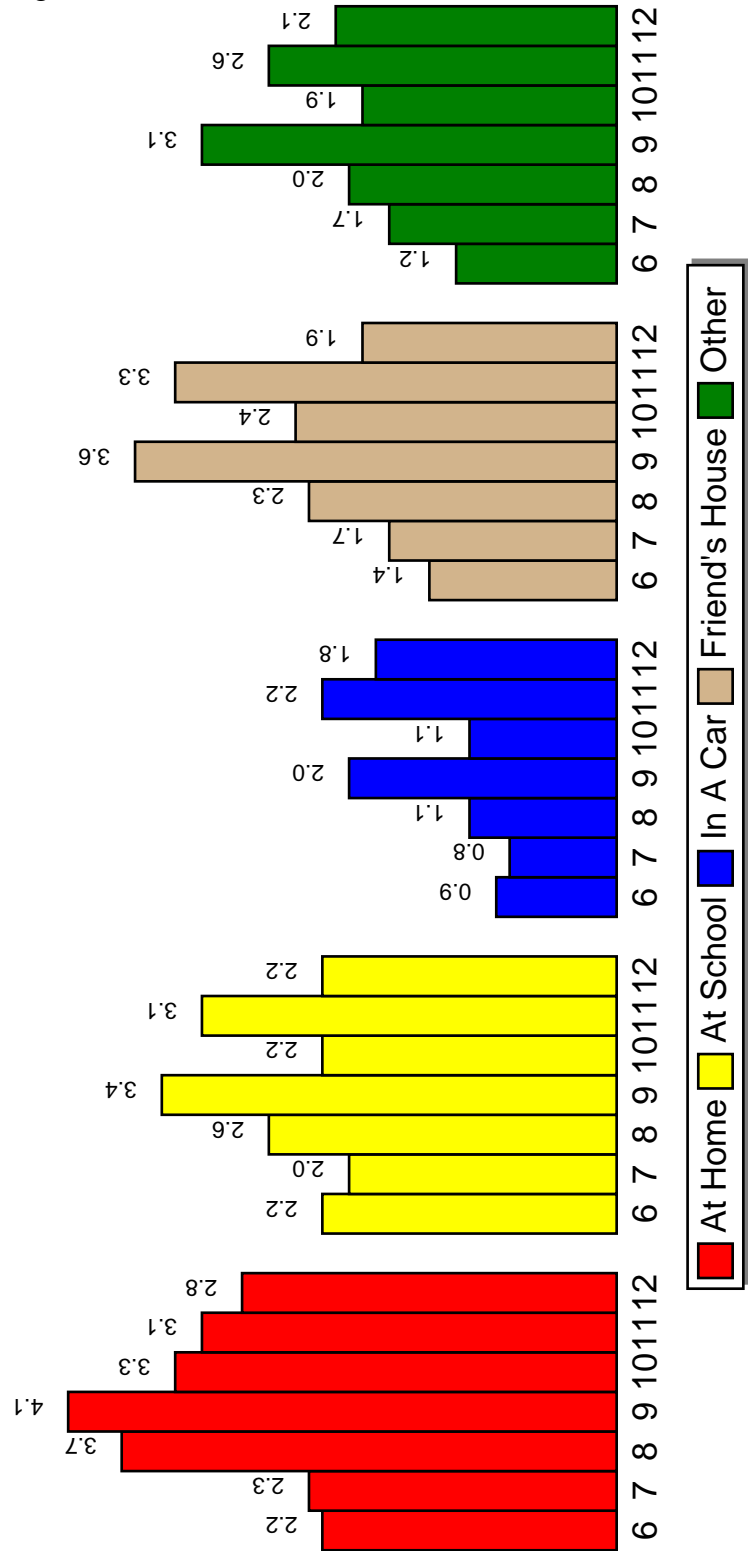


Where Do You Use Cocaine



Where Do You Use Inhalants

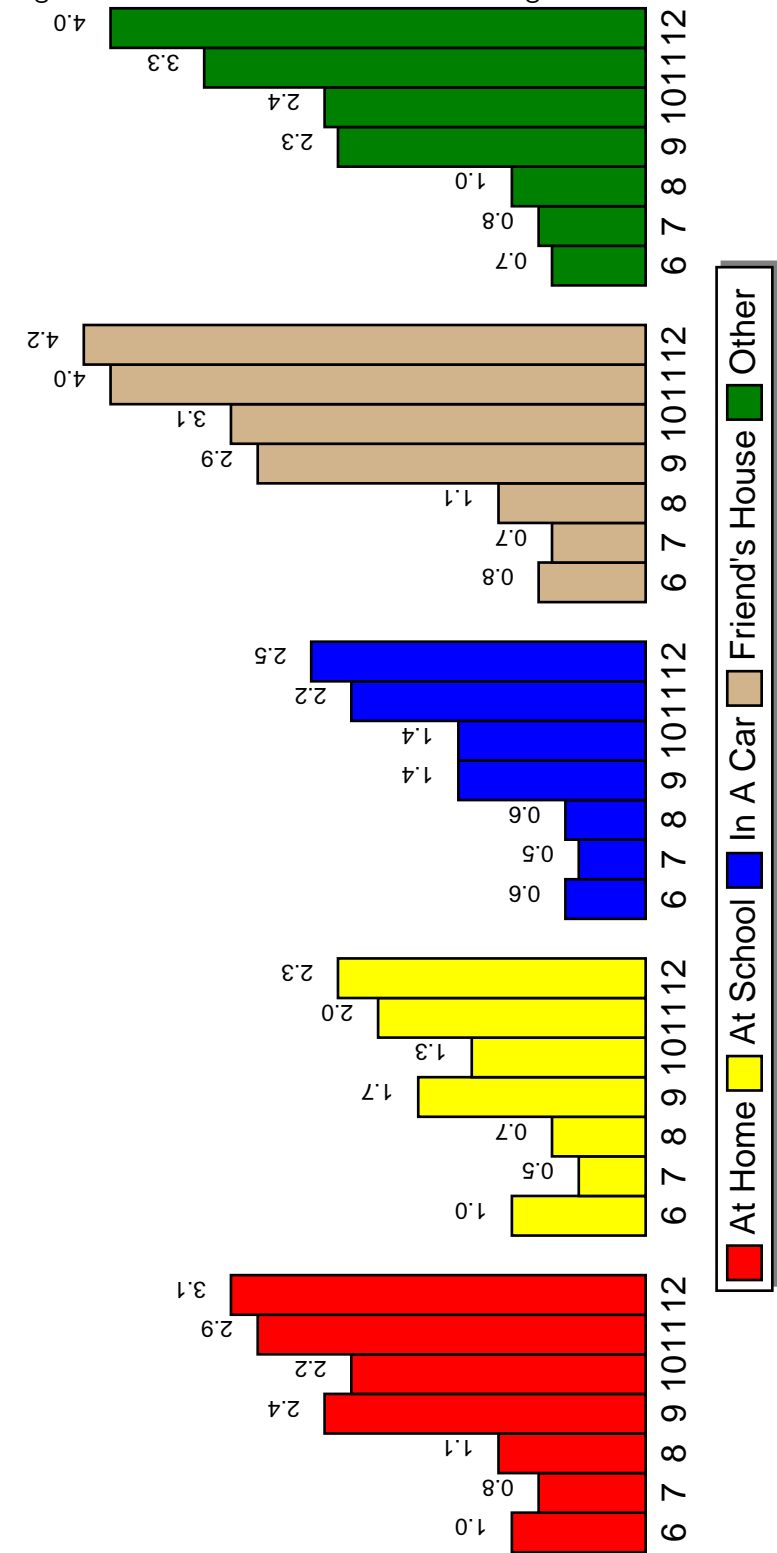
Figure 2.10: Where Do You Use Inhalants



Source: PRIDE Surveys

Where Do You Use Hallucinogens

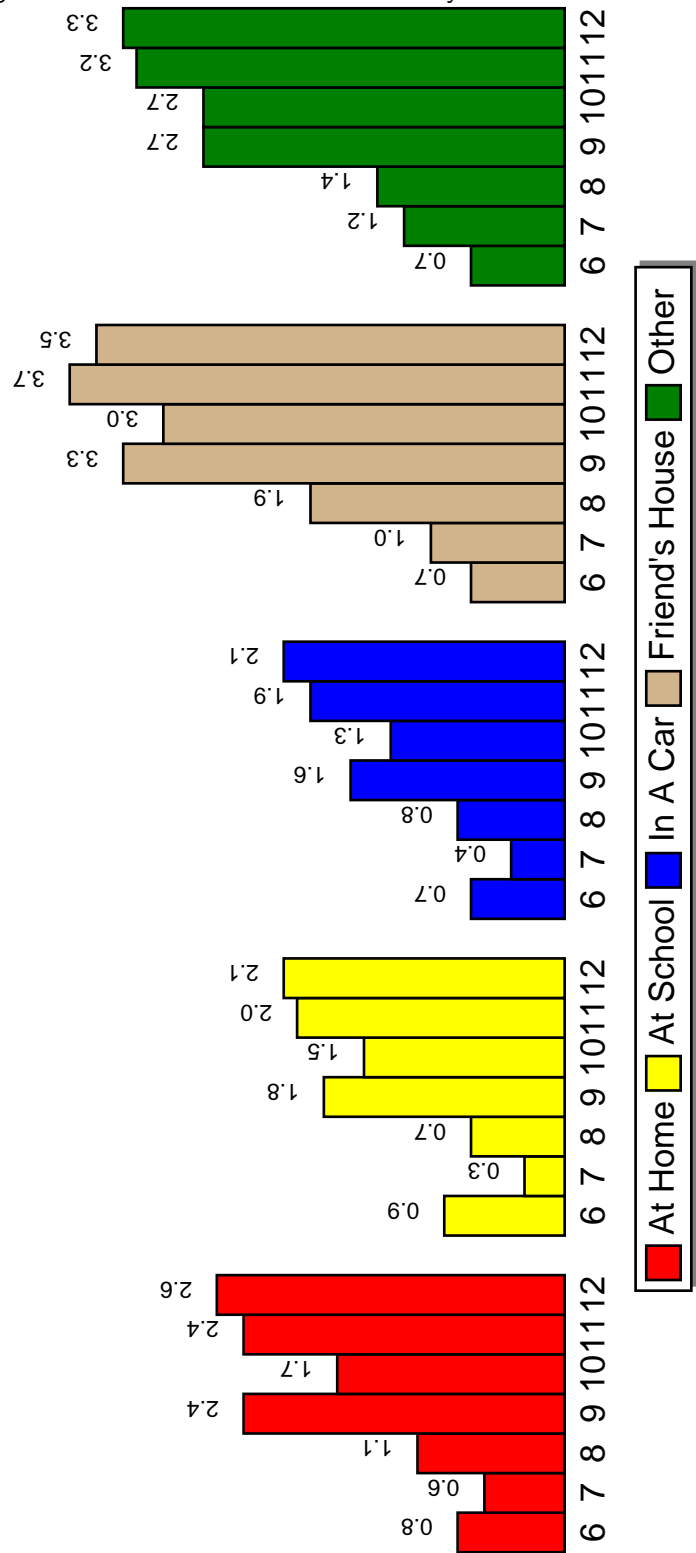
Figure 2.11: Where Do You Use Hallucinogens



Source: PRIDE Surveys

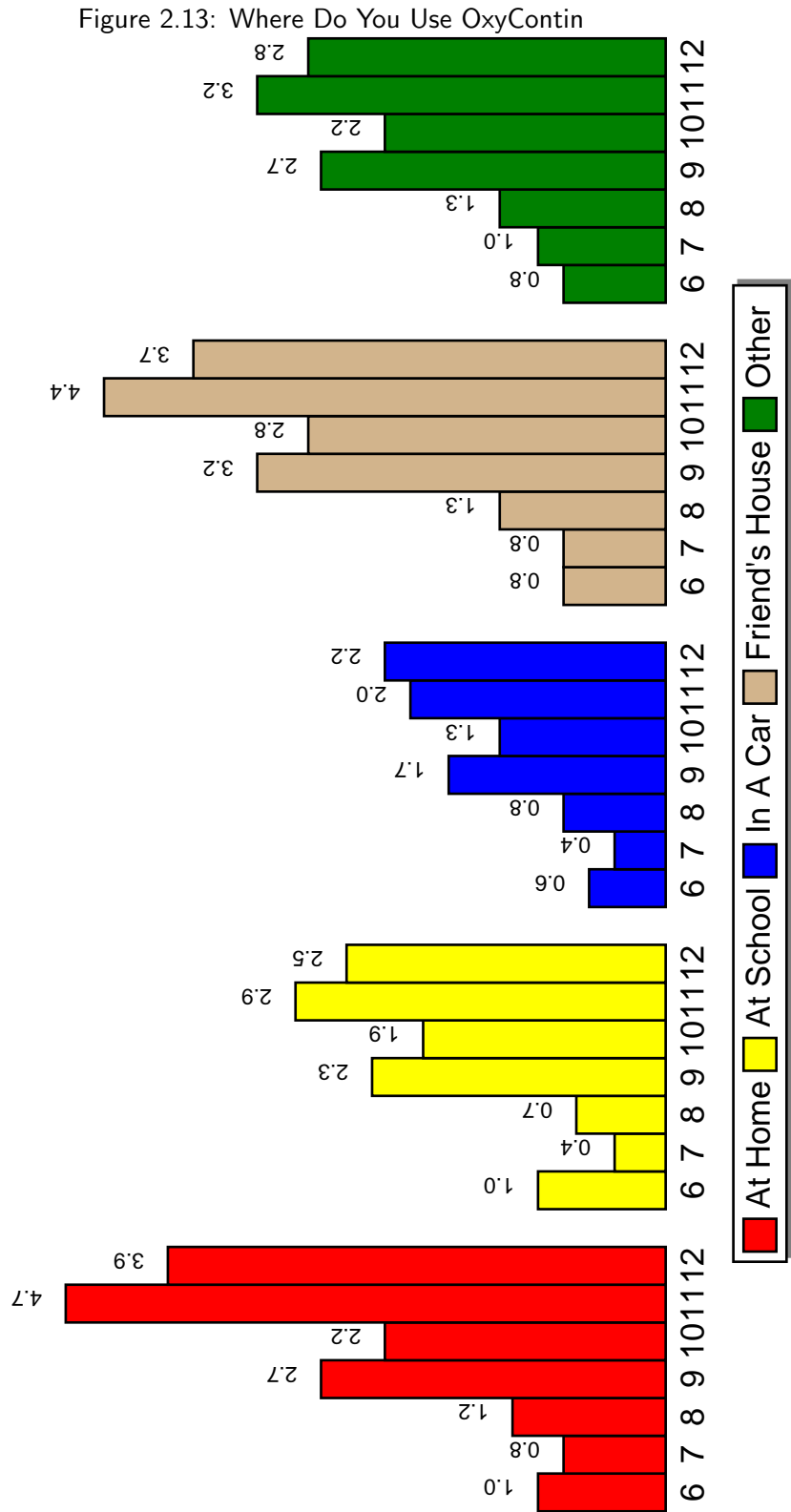
Where Do You Use Ecstasy

Figure 2.12: Where Do You Use Ecstasy



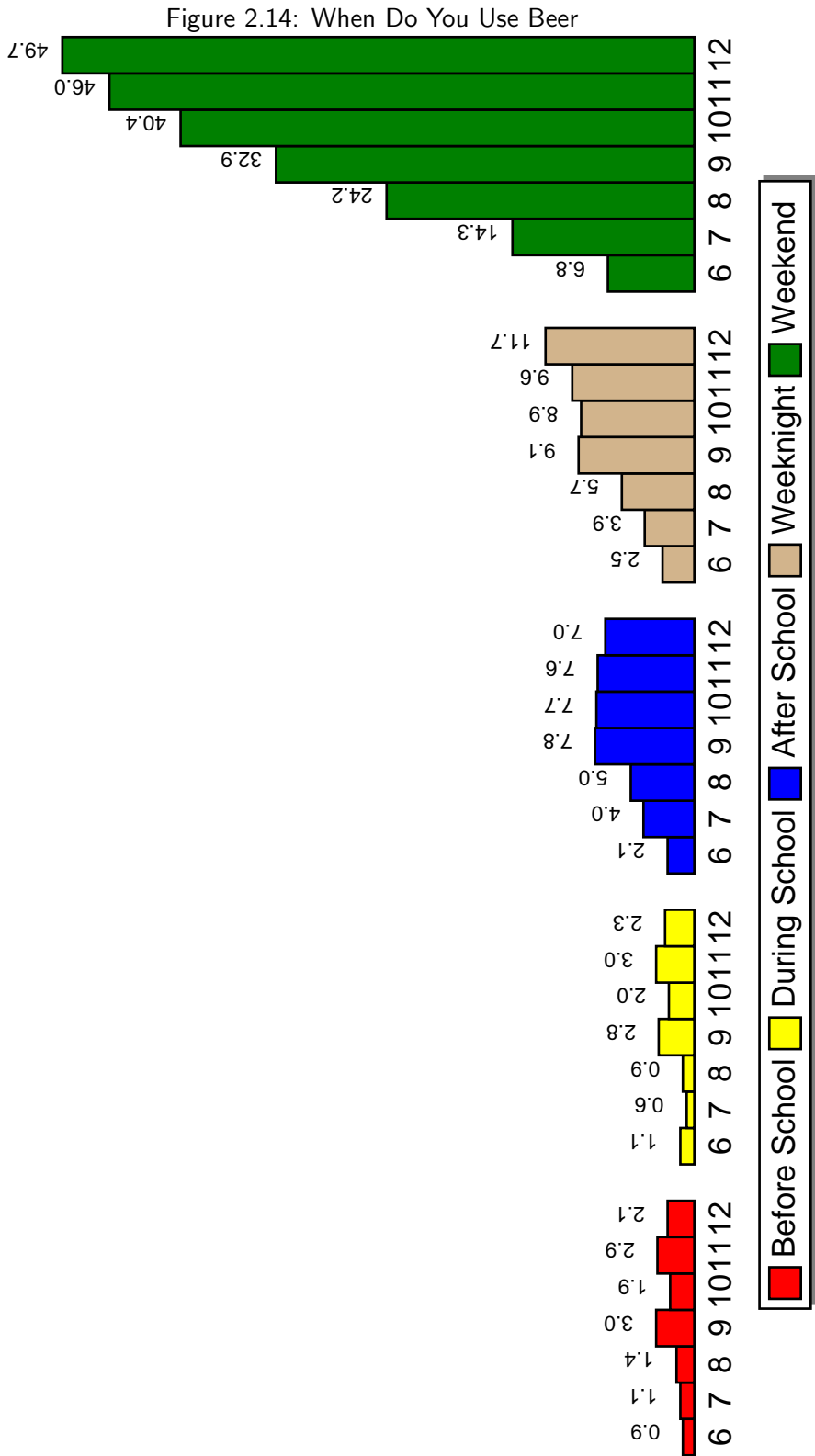
Source: PRIDE Surveys

Where Do You Use OxyContin



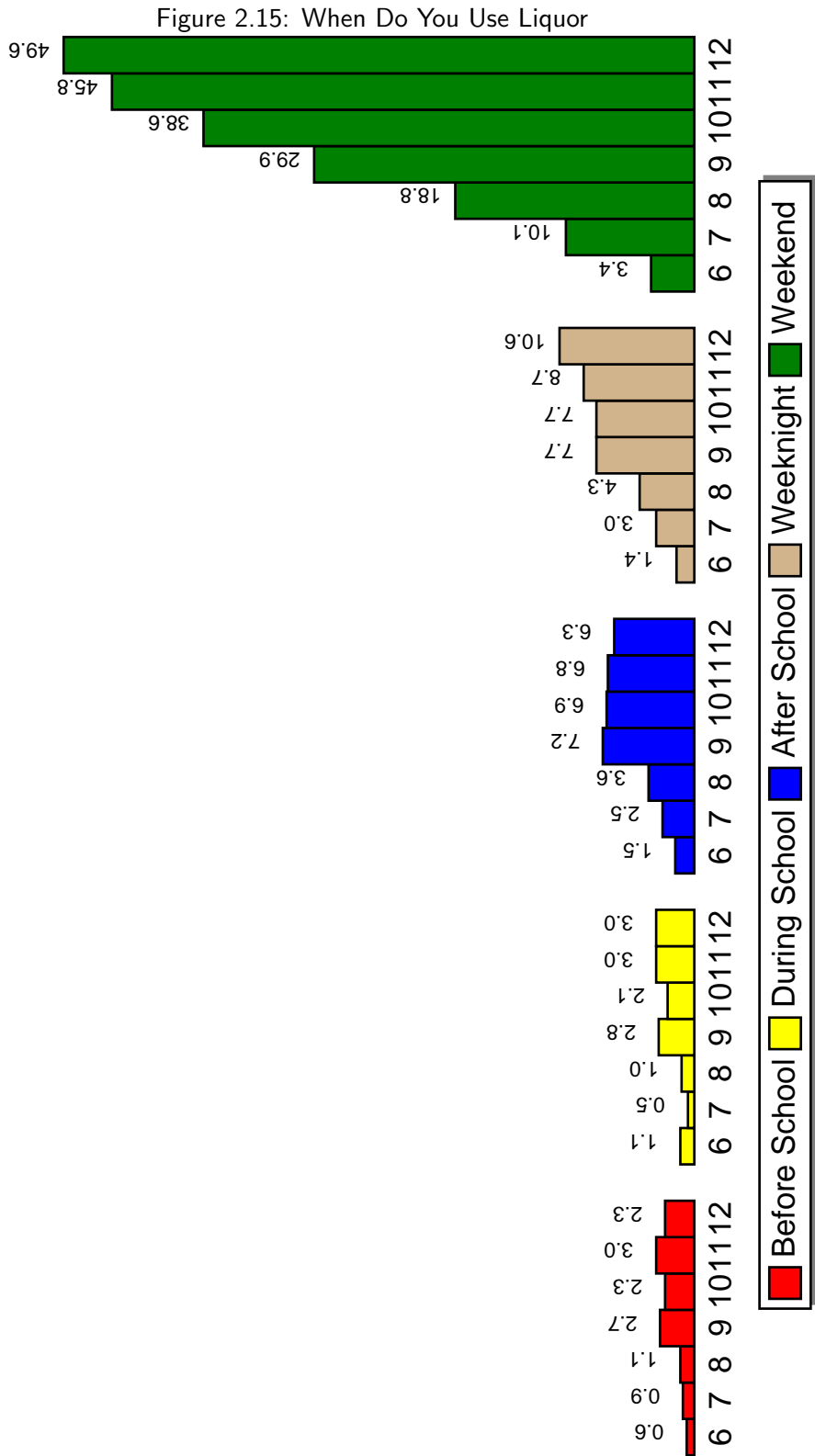
2.3 When Do You Use

When Do You Use Beer



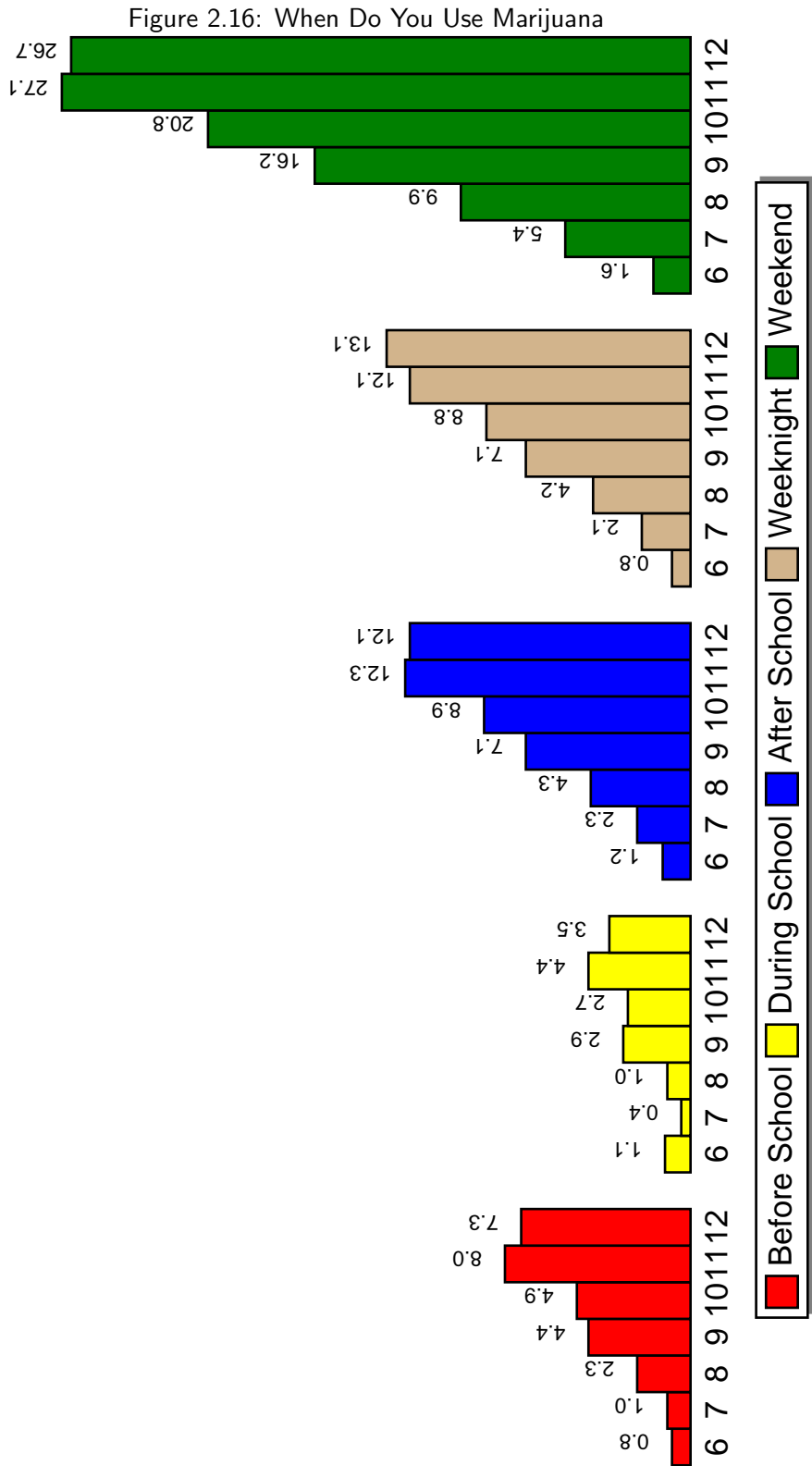
Source: PRIDE Surveys

When Do You Use Liquor



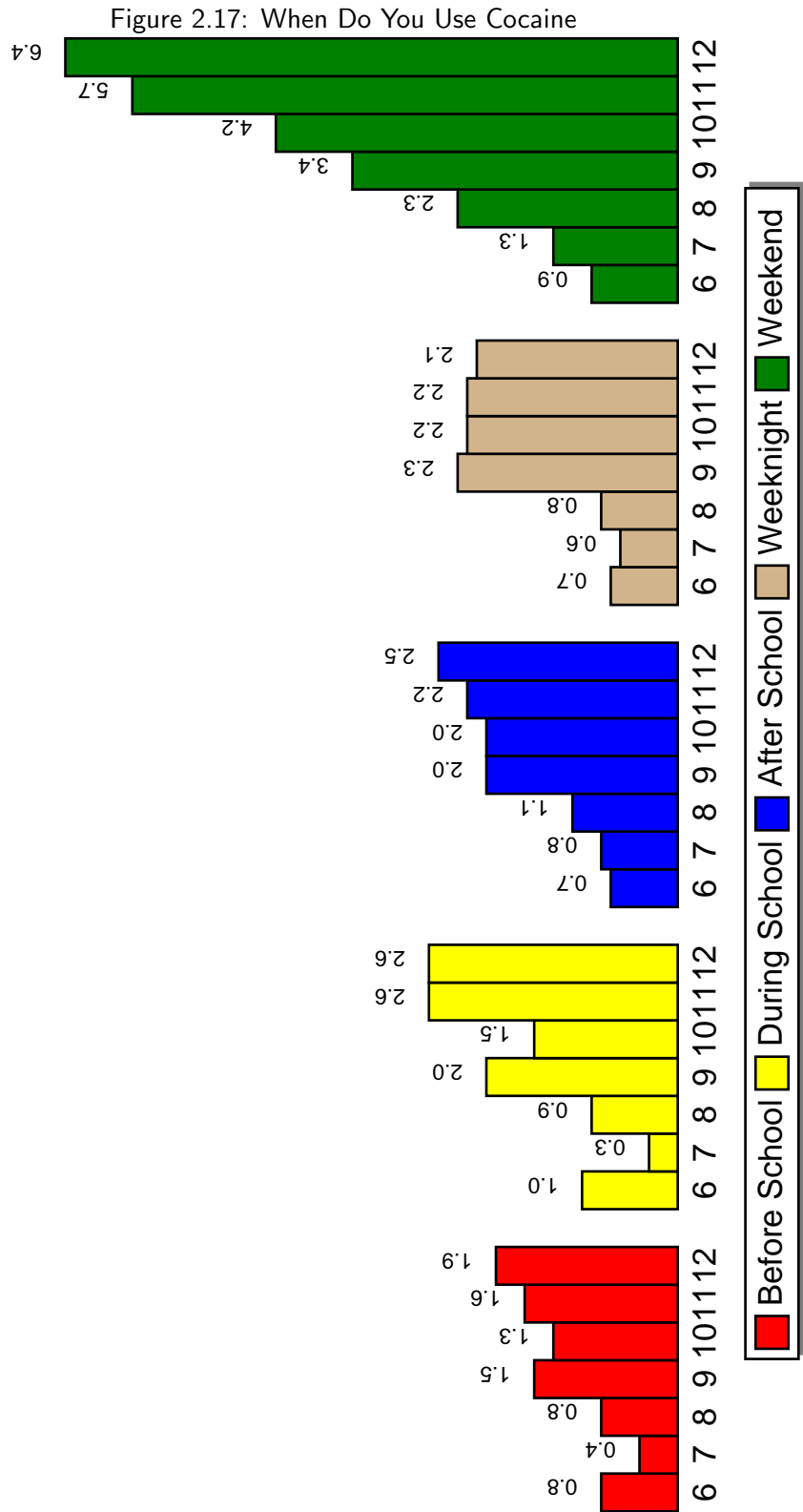
Source: PRIDE Surveys

When Do You Use Marijuana



Source: PRIDE Surveys

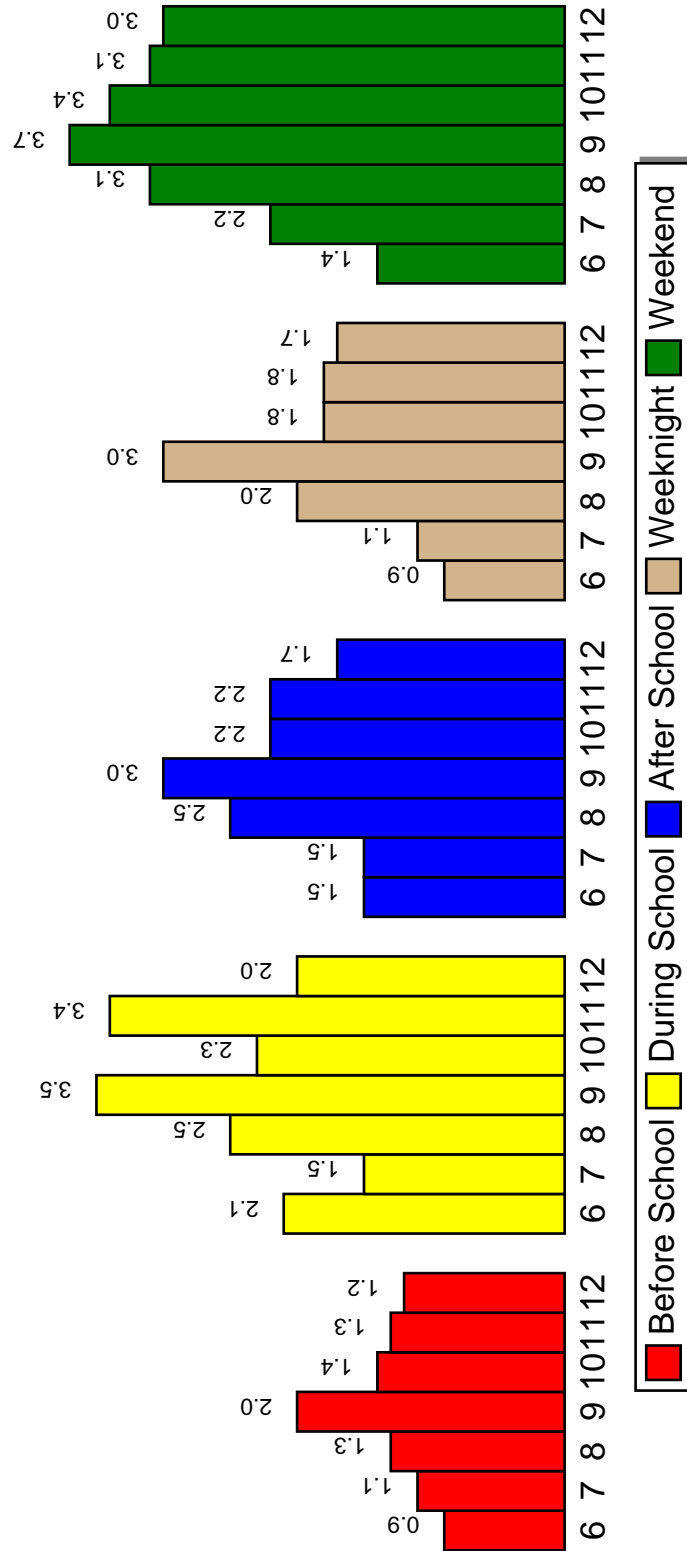
When Do You Use Cocaine



Source: PRIDE Surveys

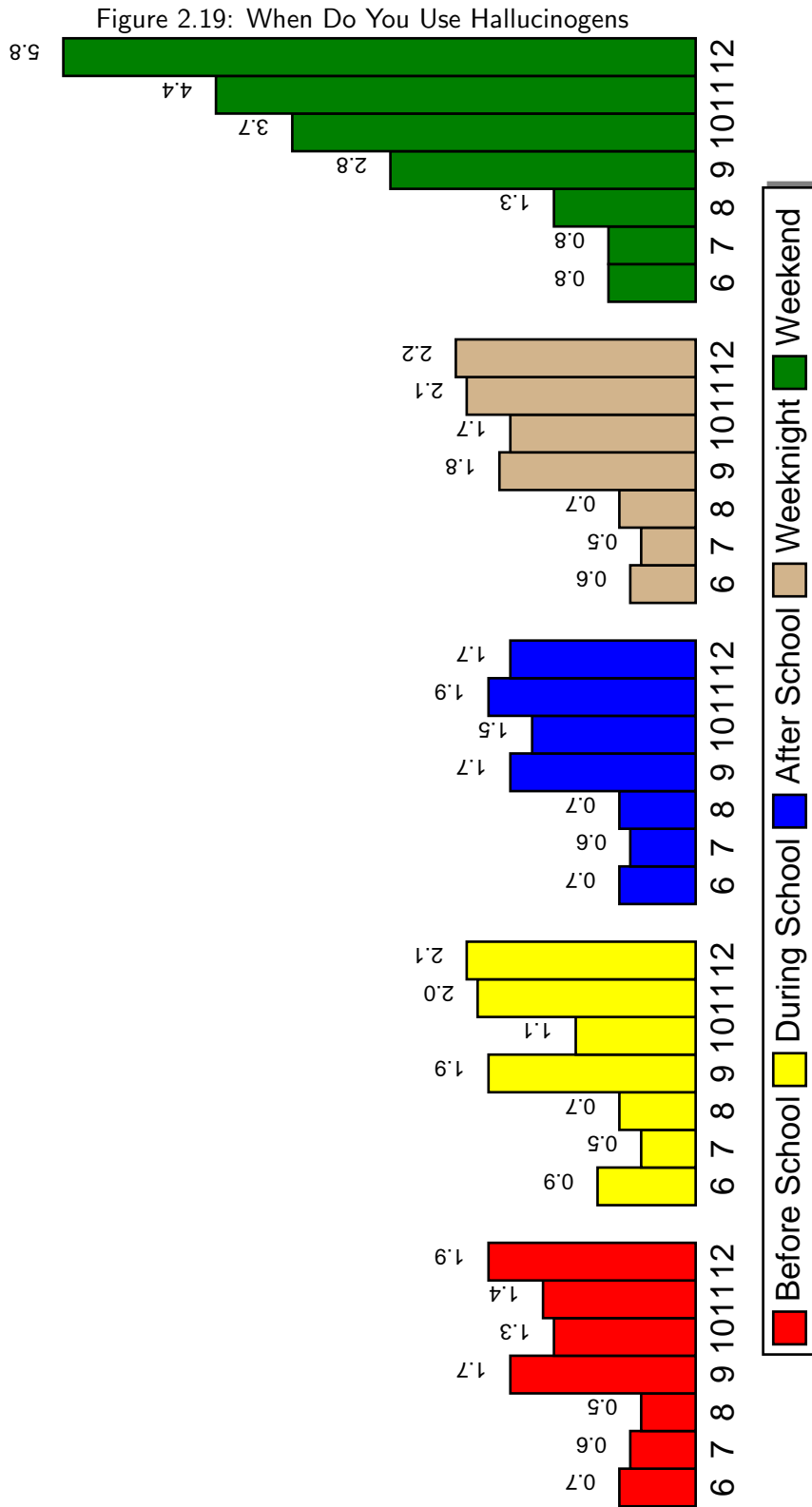
When Do You Use Inhalants

Figure 2.18: When Do You Use Inhalants



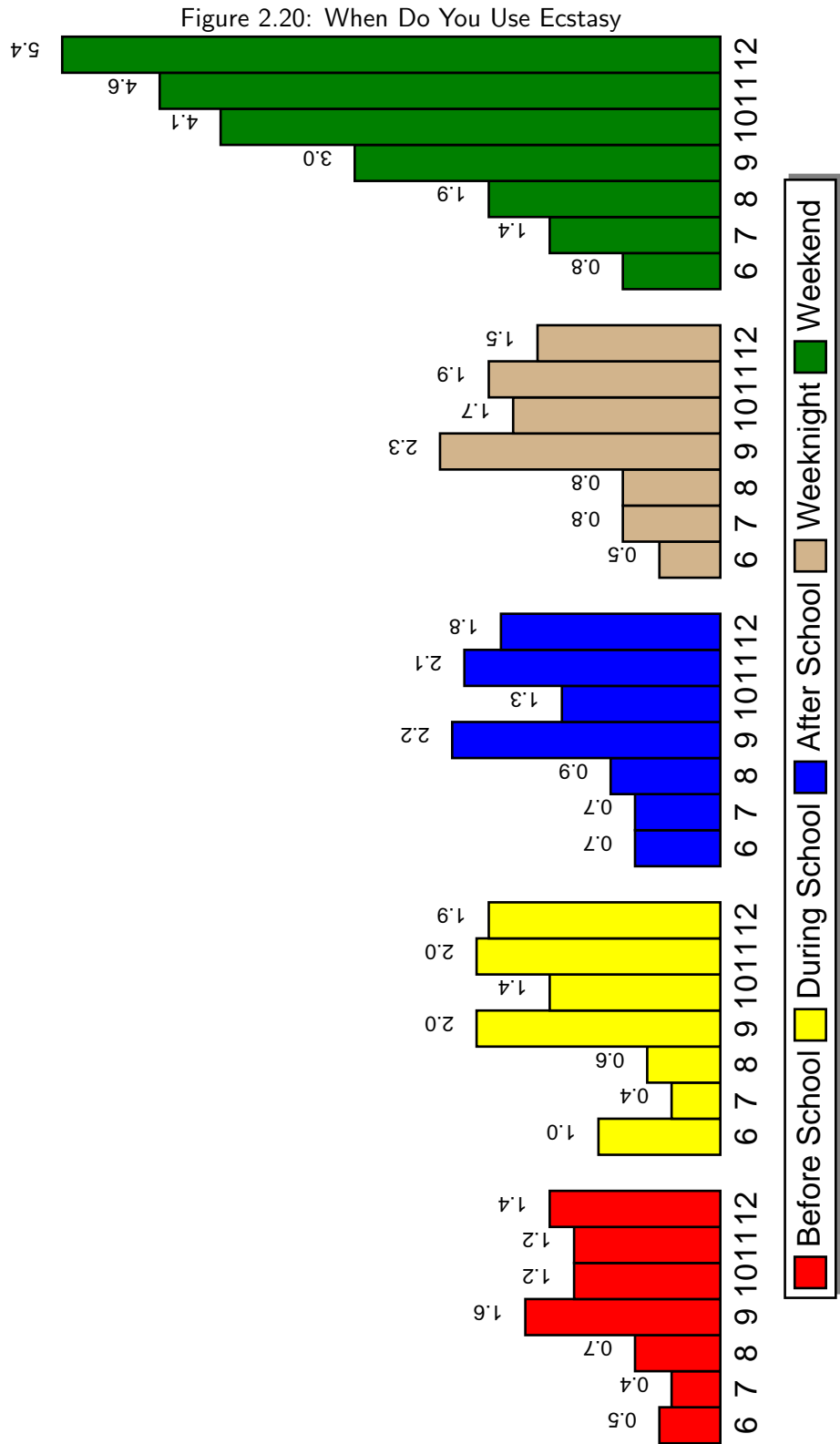
Source: PRIDE Surveys

When Do You Use Hallucinogens



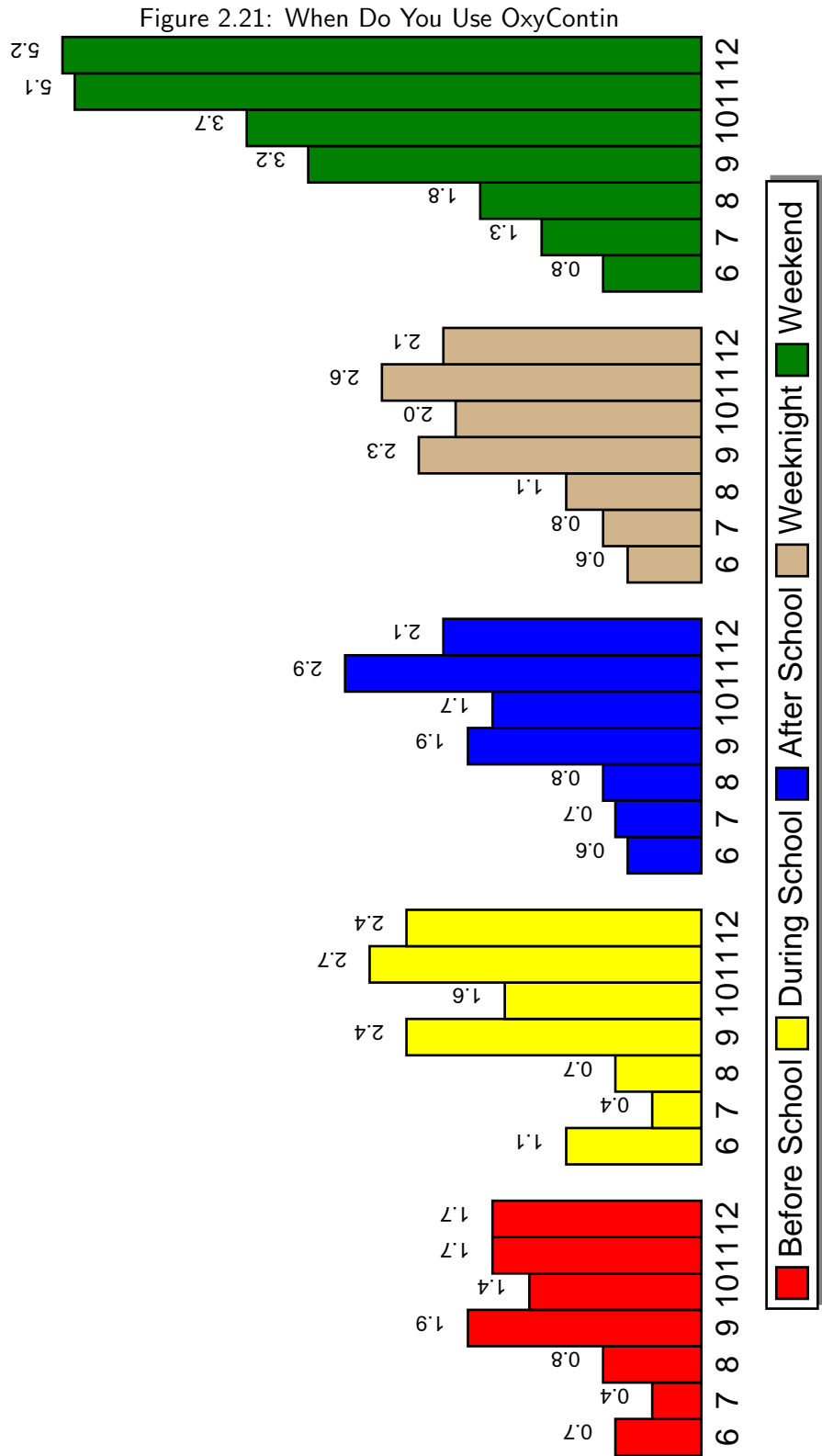
Source: PRIDE Surveys

When Do You Use Ecstasy



Source: PRIDE Surveys

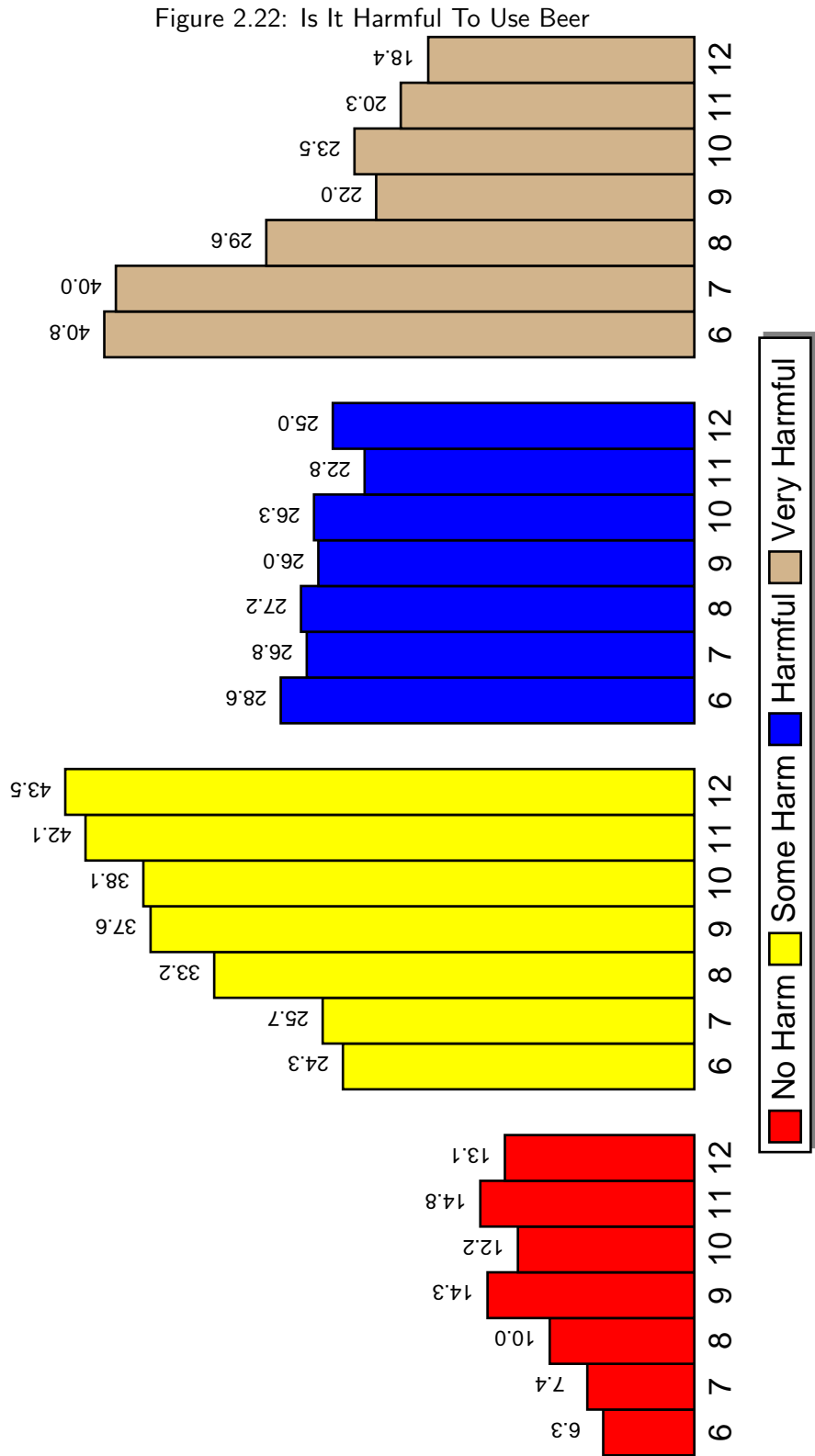
When Do You Use OxyContin



Source: PRIDE Surveys

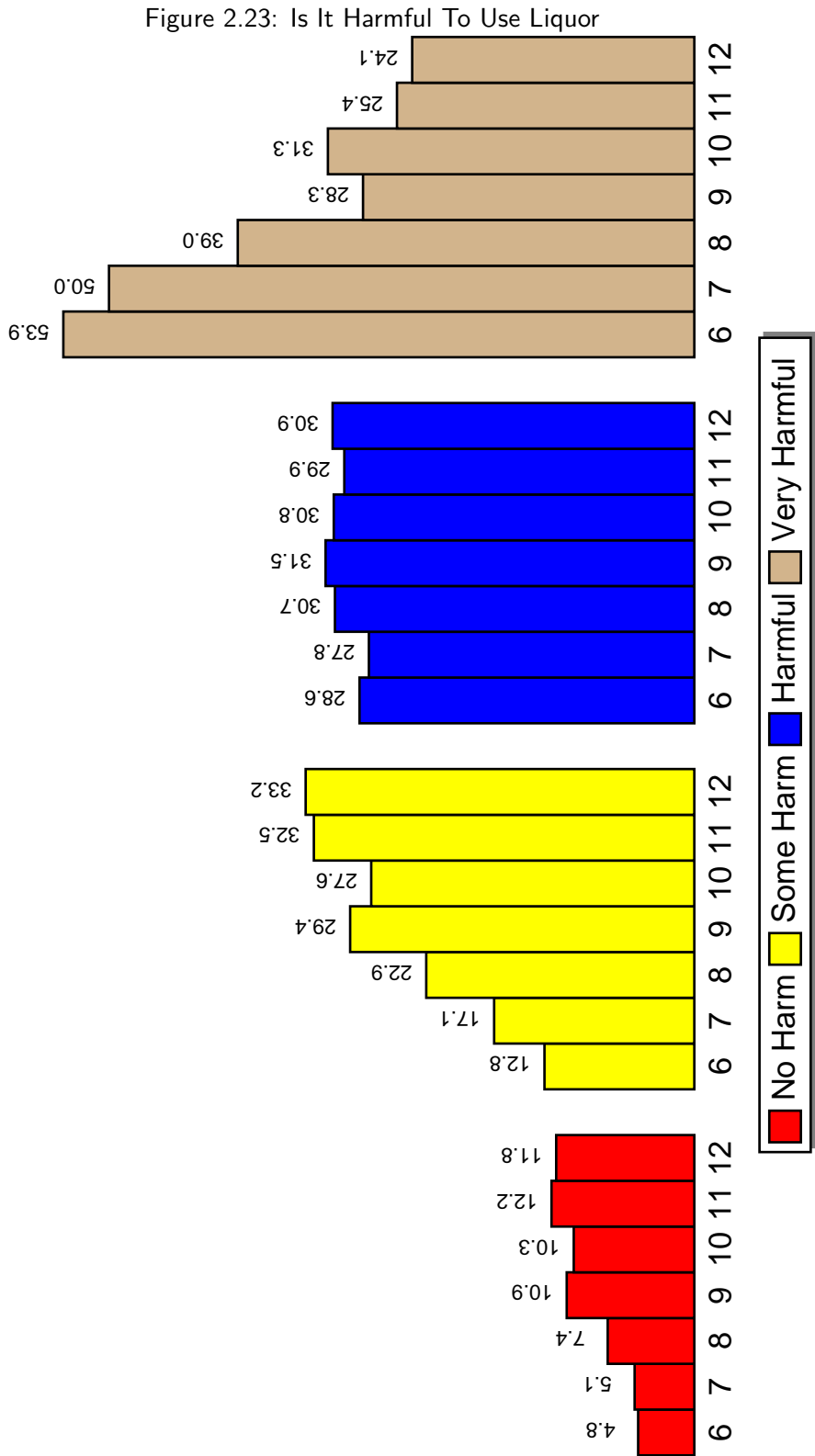
2.4 Harmfulness to Health

Is It Harmful To Use Beer



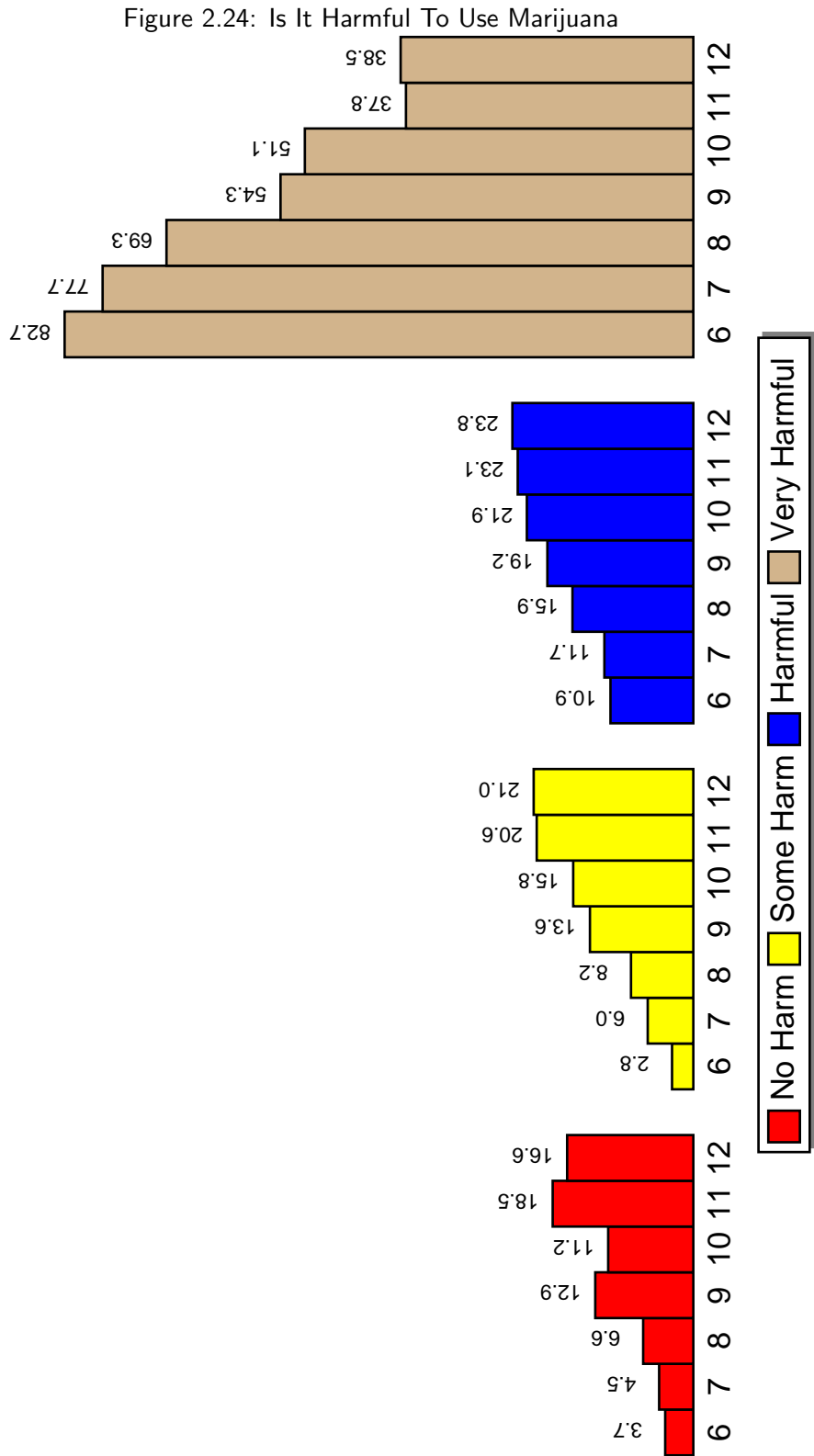
Source: PRIDE Surveys

Is It Harmful To Use Liquor



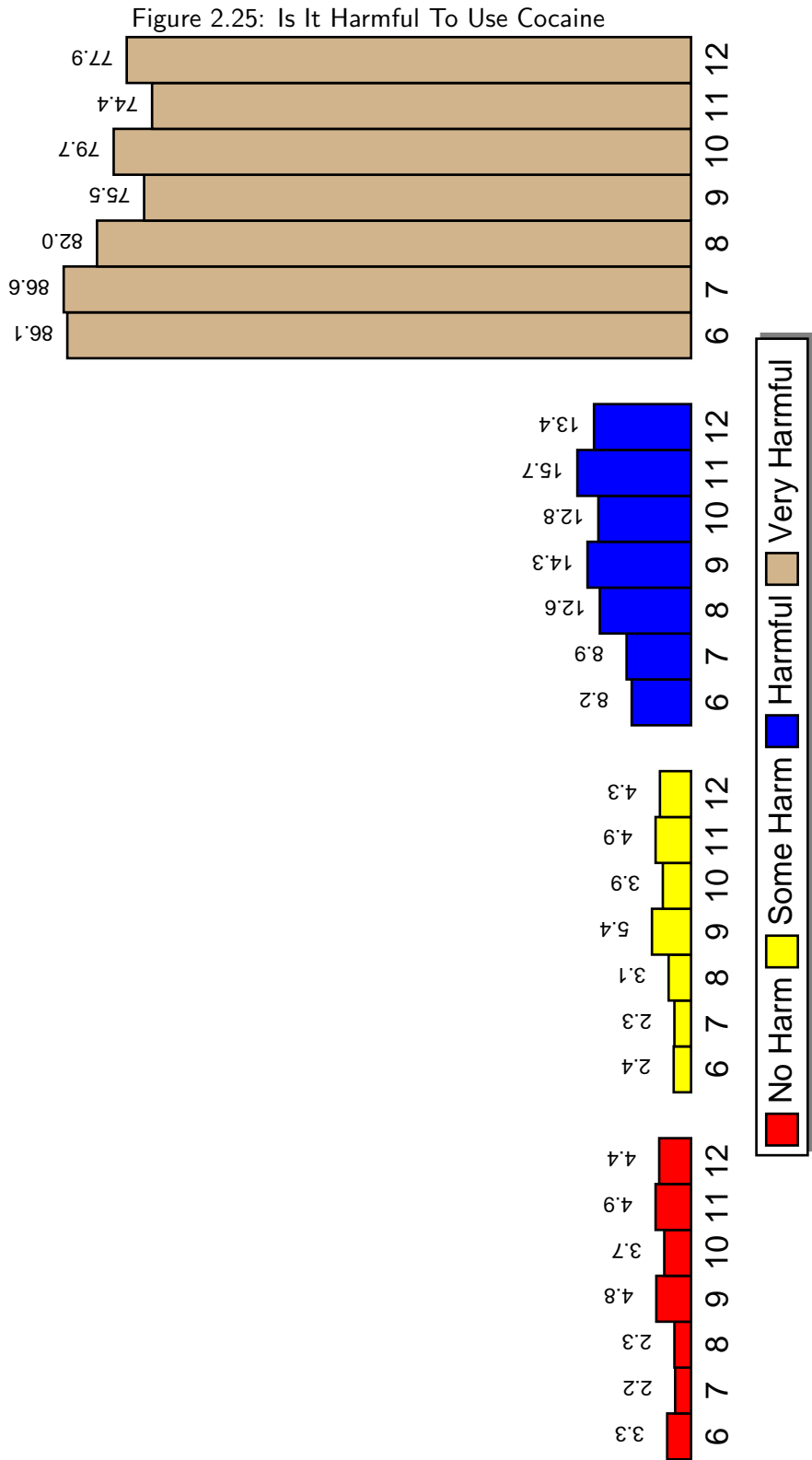
Source: PRIDE Surveys

Is It Harmful To Use Marijuana



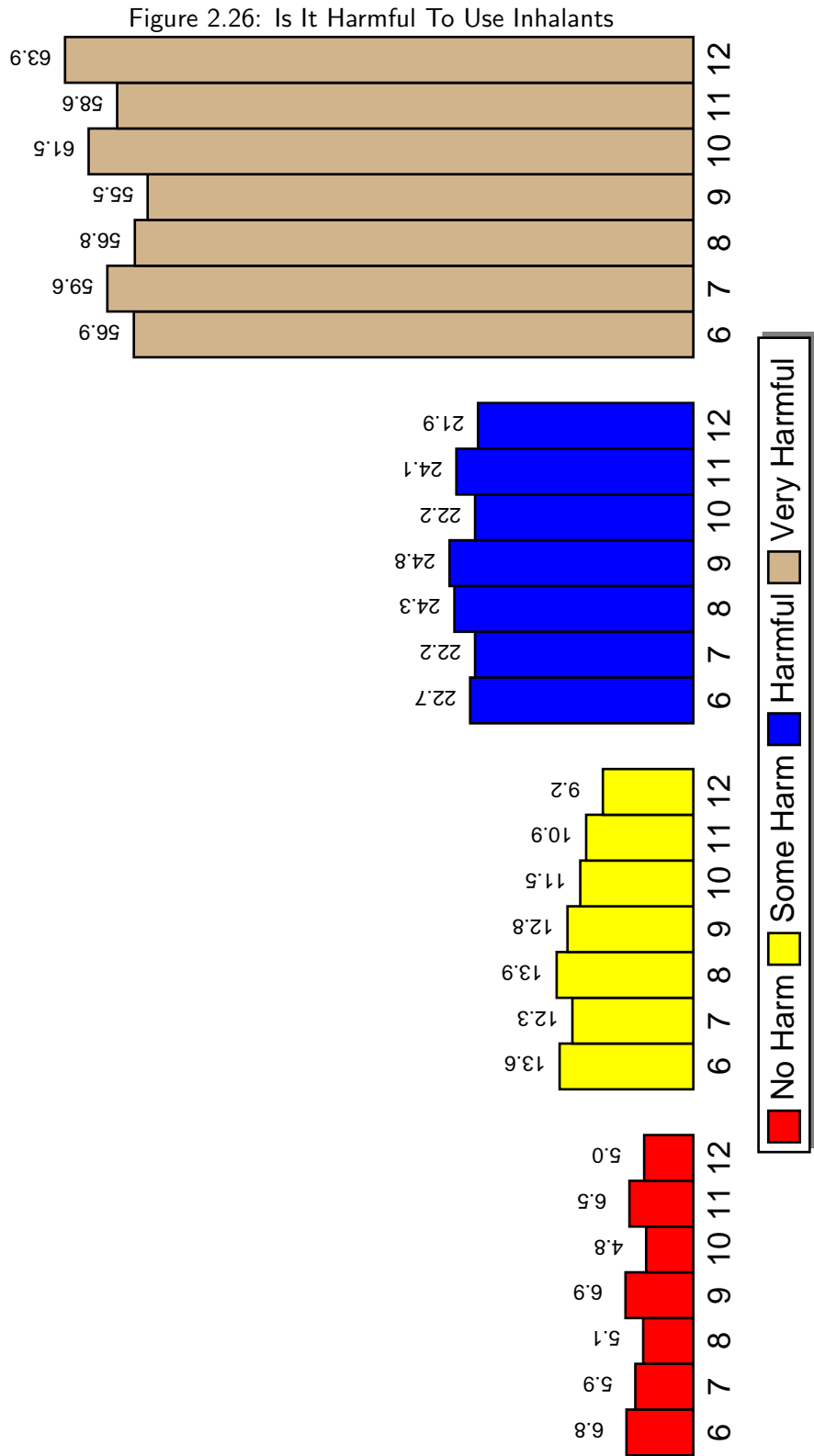
Source: PRIDE Surveys

Is It Harmful To Use Cocaine



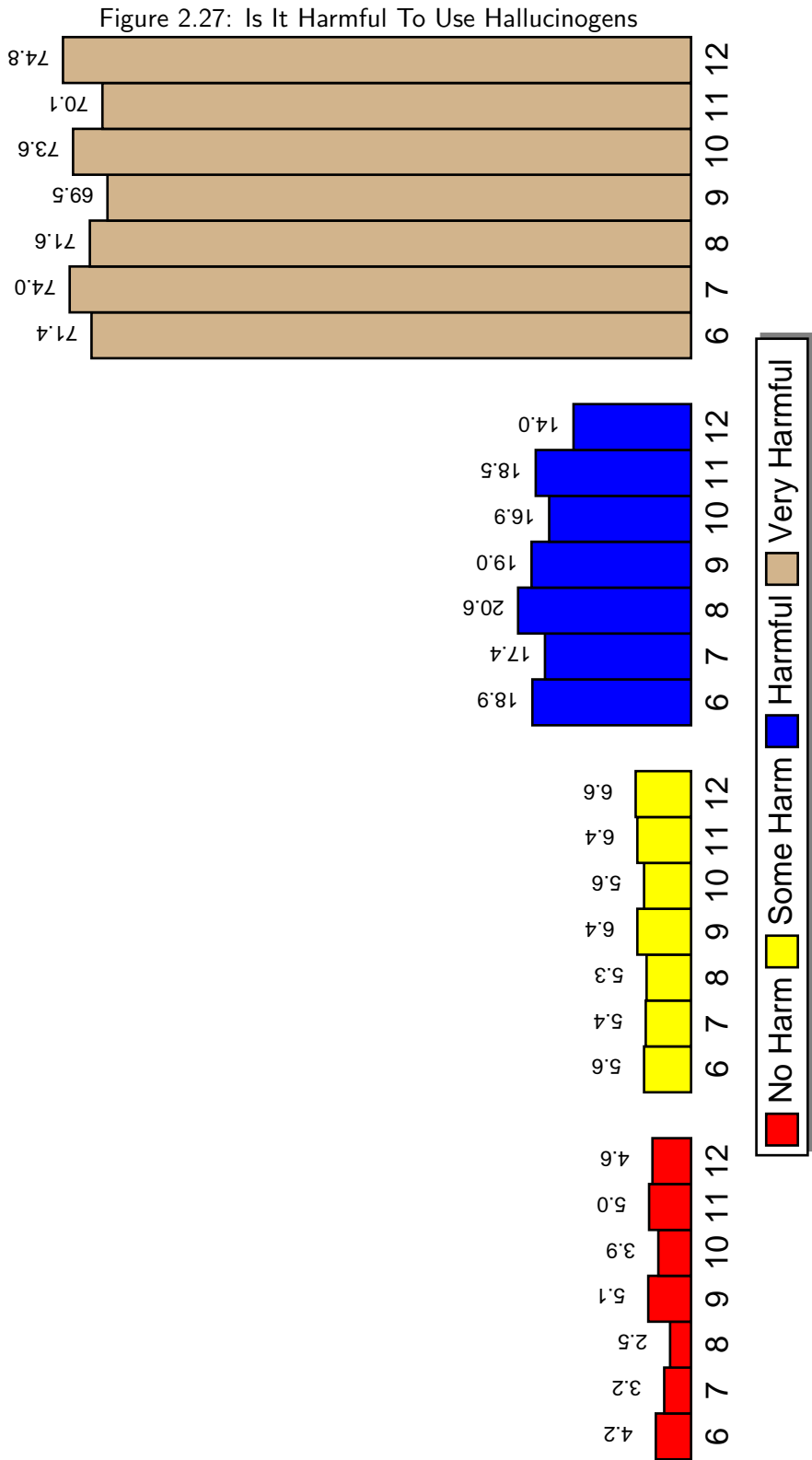
Source: PRIDE Surveys

Is It Harmful To Use Inhalants



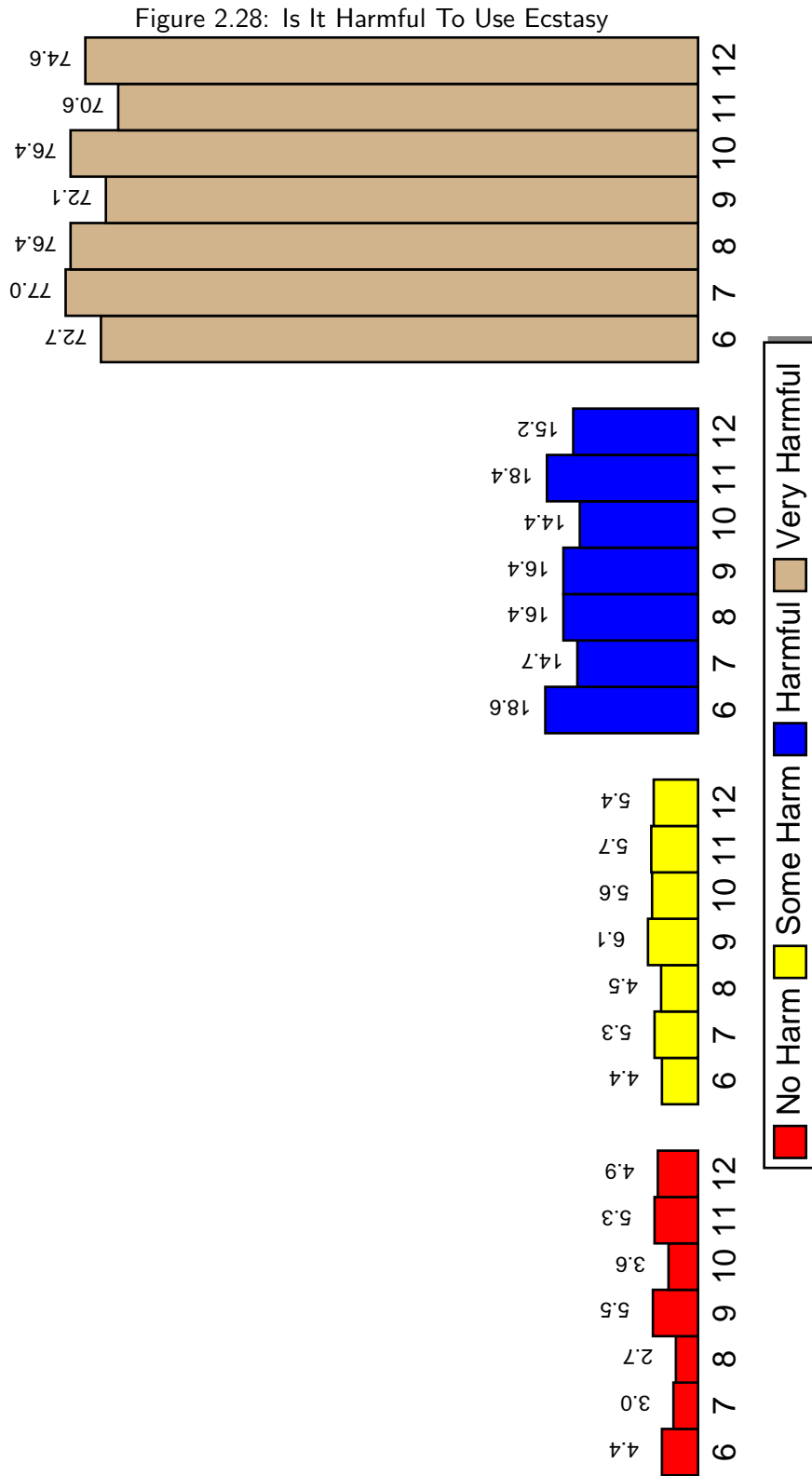
Source: PRIDE Surveys

Is It Harmful To Use Hallucinogens



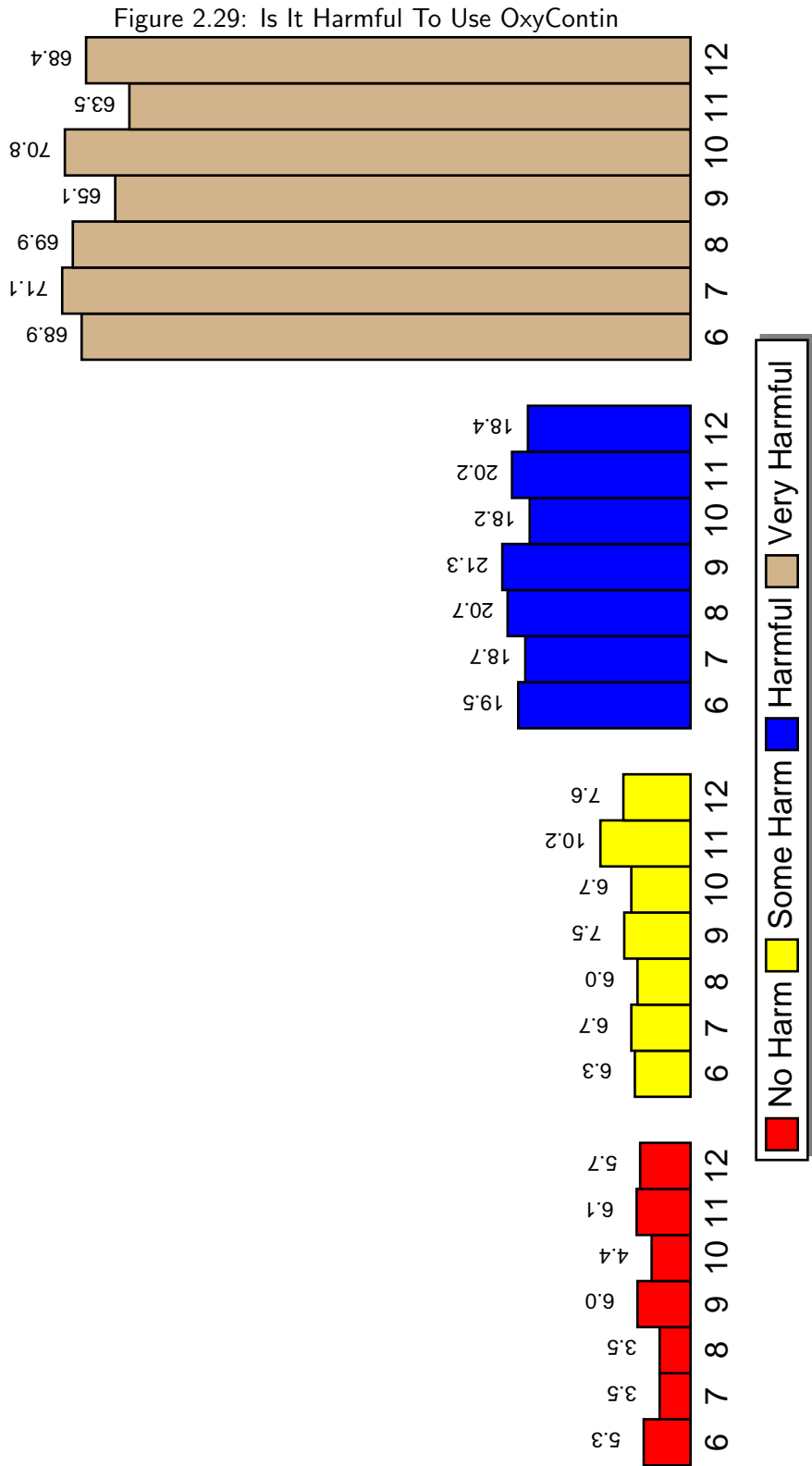
Source: PRIDE Surveys

Is It Harmful To Use Ecstasy



Source: PRIDE Surveys

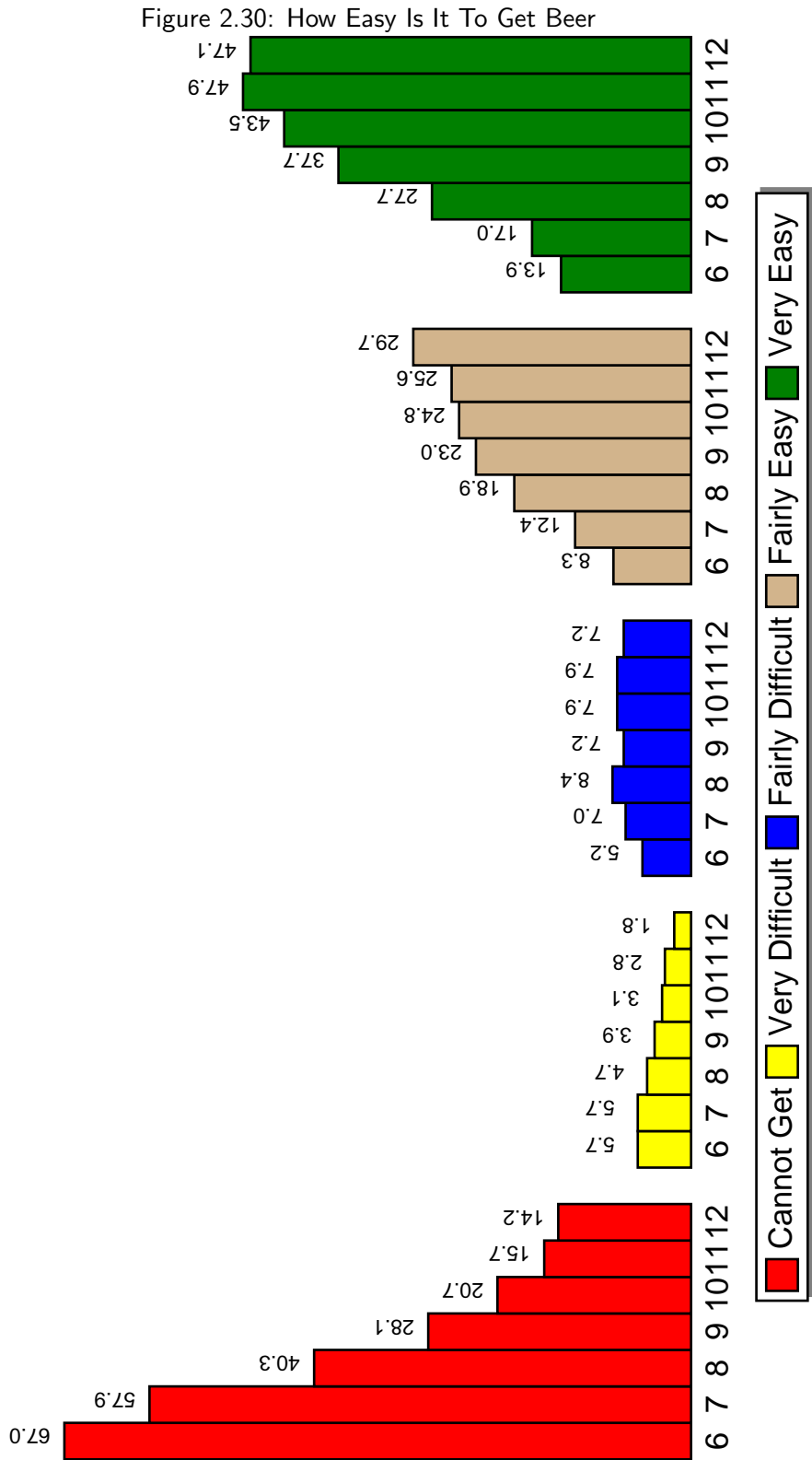
Is It Harmful To Use OxyContin



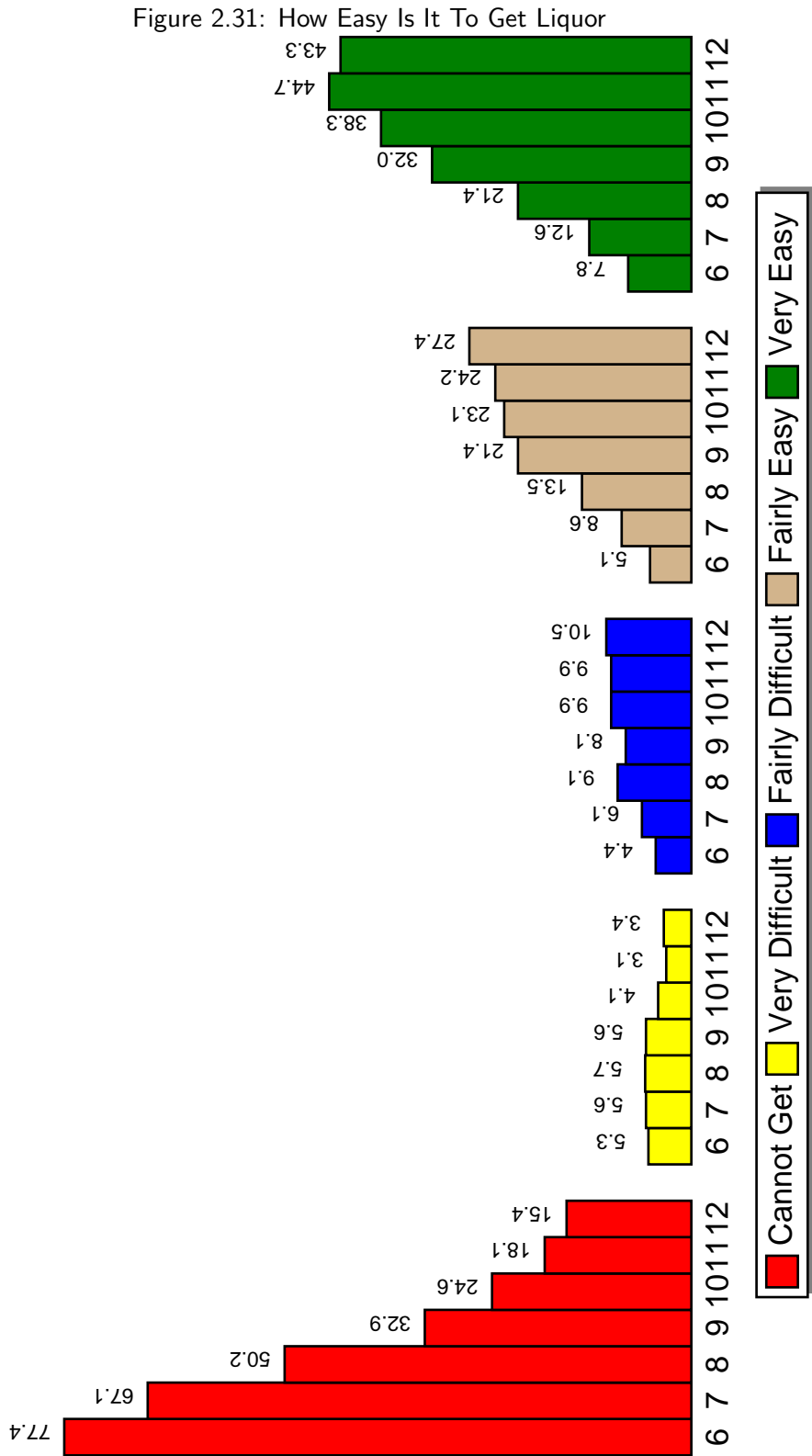
Source: PRIDE Surveys

2.5 Availability

How Easy Is It To Get Beer

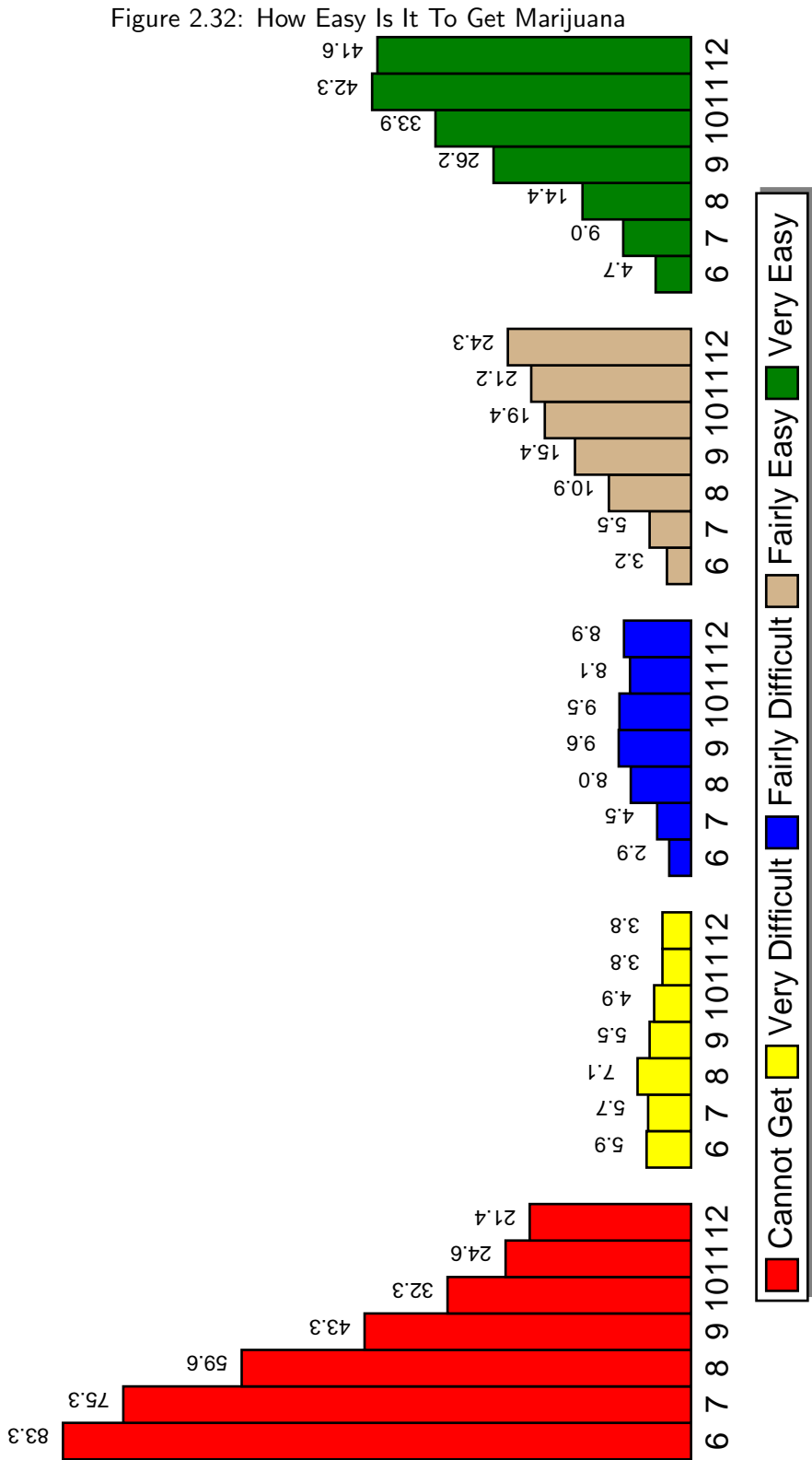


How Easy Is It To Get Liquor

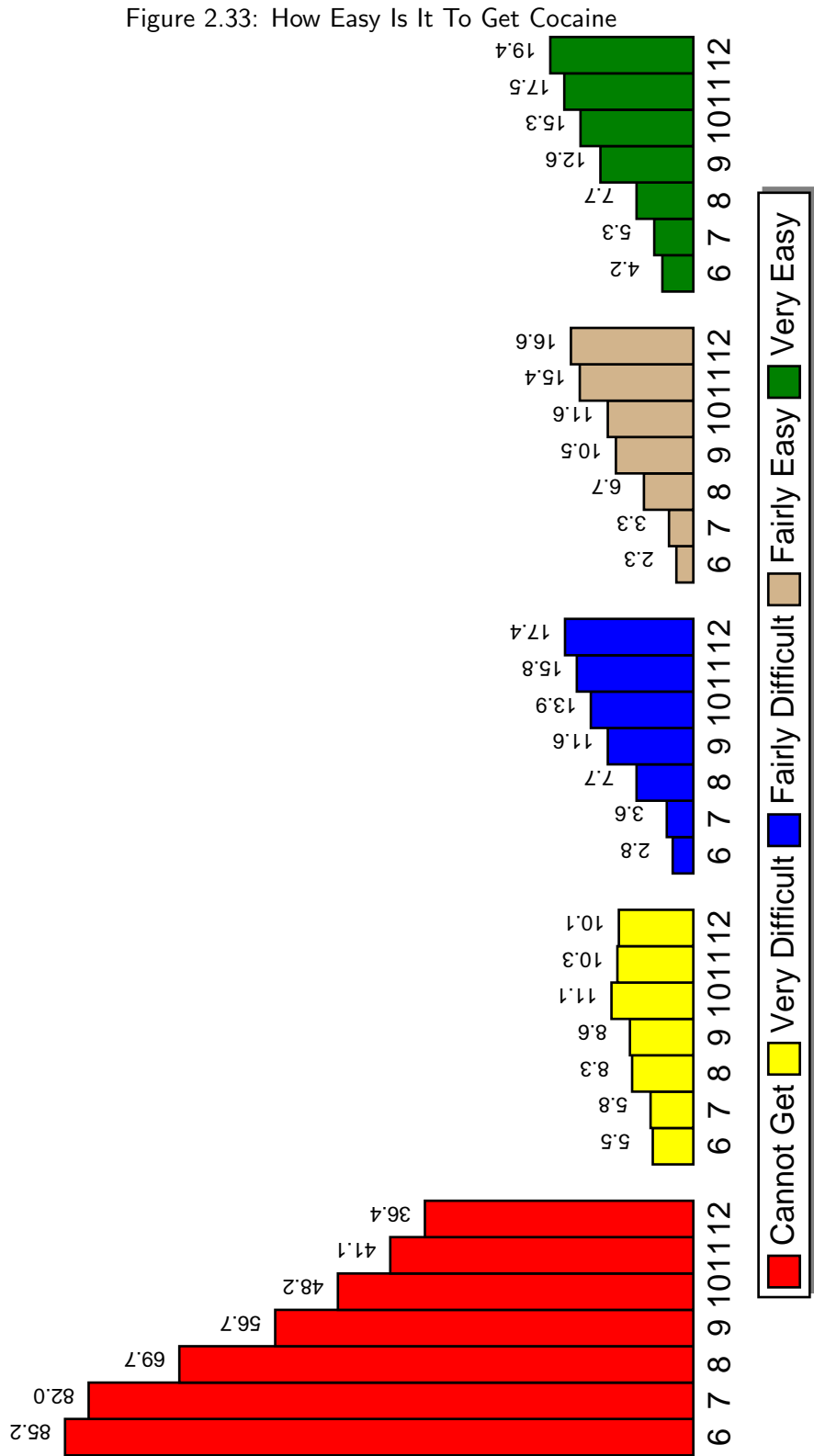


Source: PRIDE Surveys

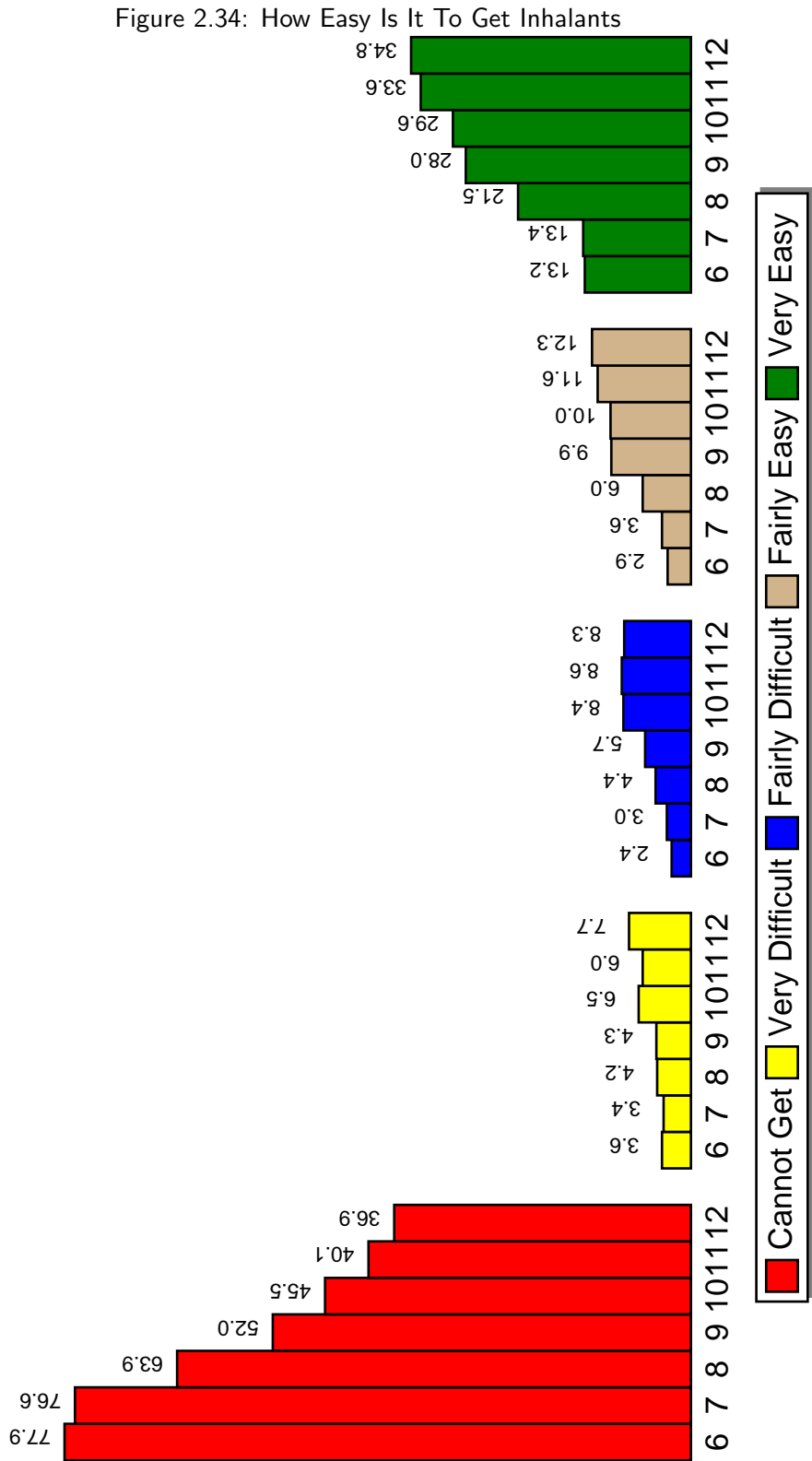
How Easy Is It To Get Marijuana



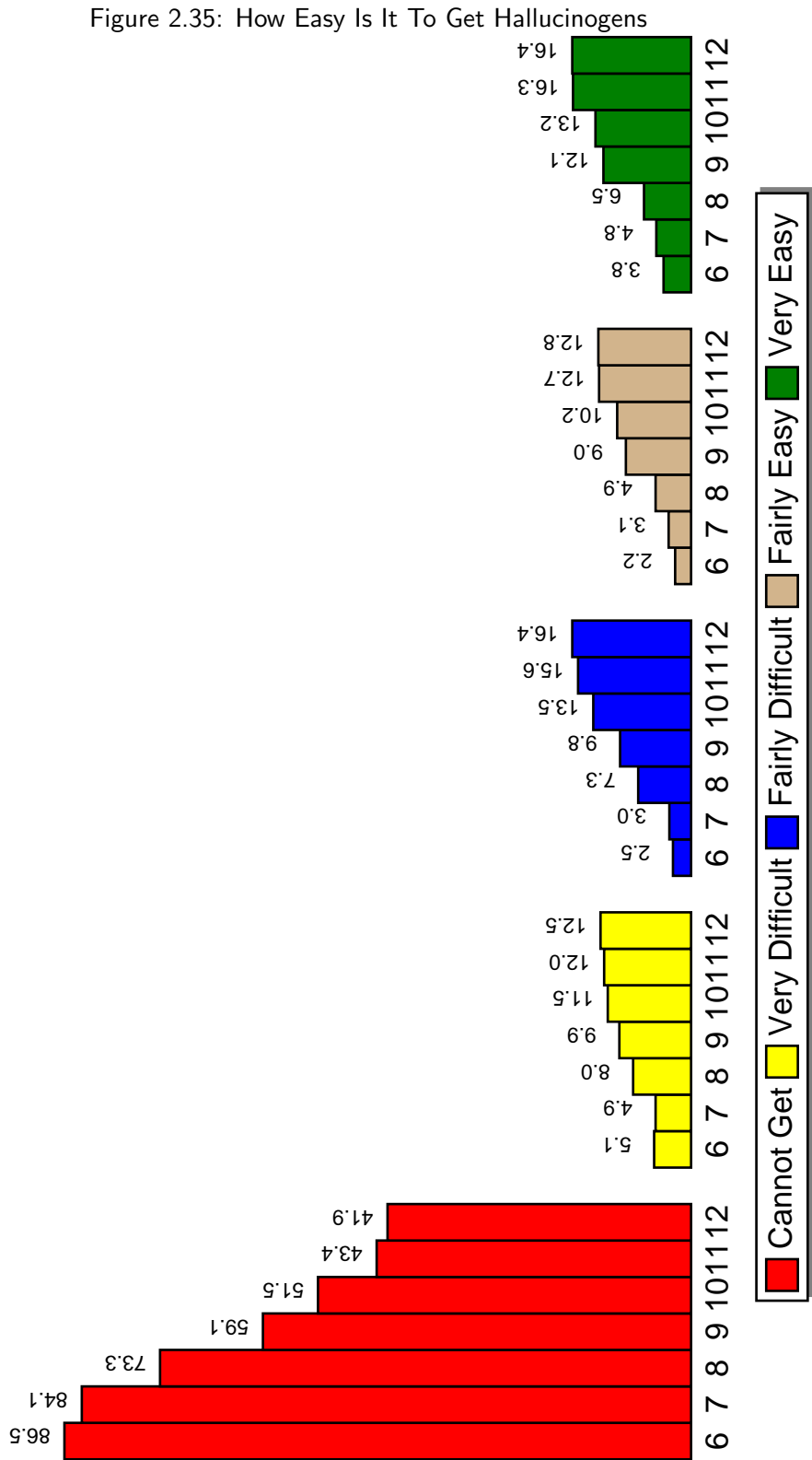
How Easy Is It To Get Cocaine



How Easy Is It To Get Inhalants



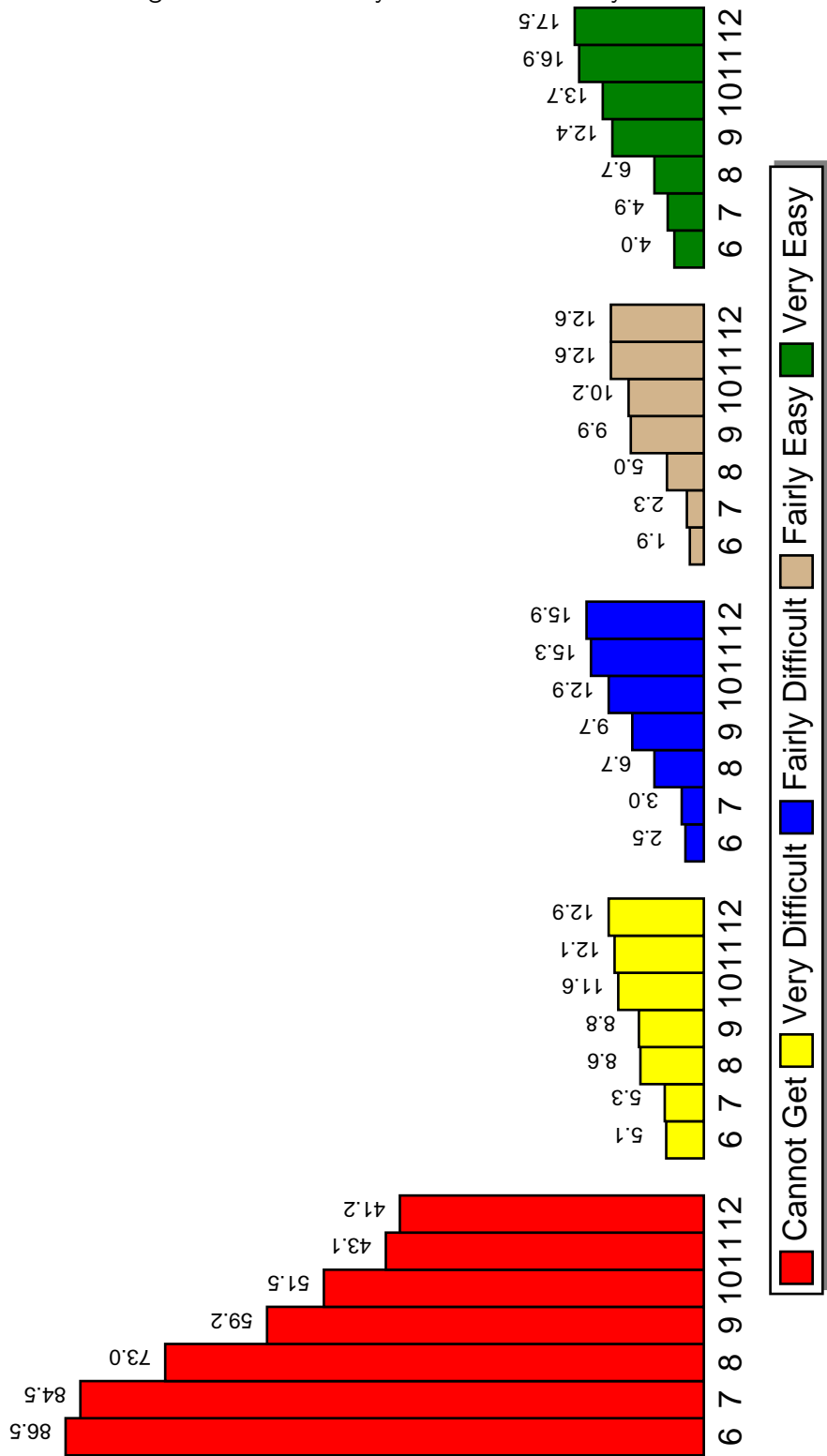
How Easy Is It To Get Hallucinogens



Source: PRIDE Surveys

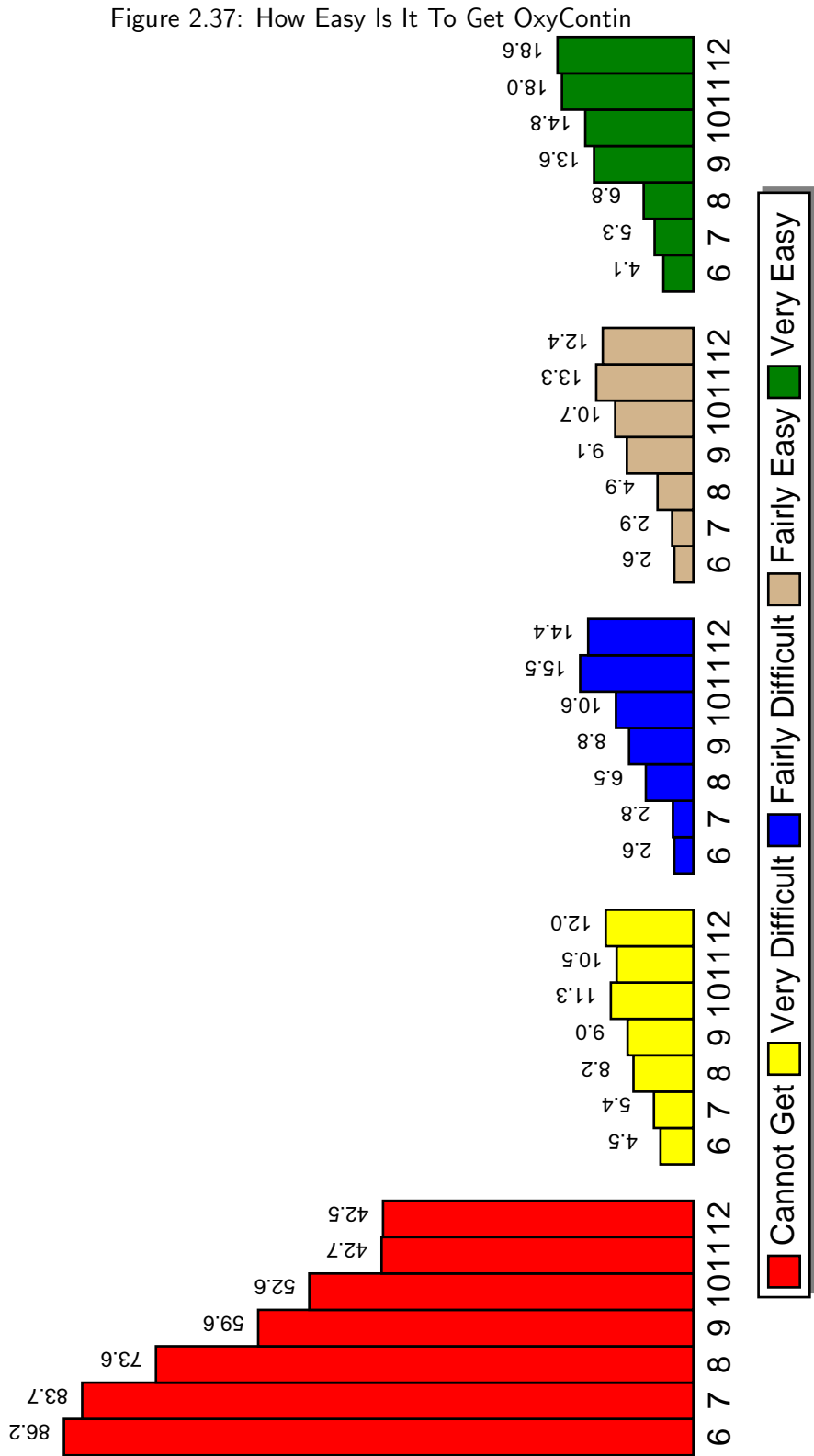
How Easy Is It To Get Ecstasy

Figure 2.36: How Easy Is It To Get Ecstasy



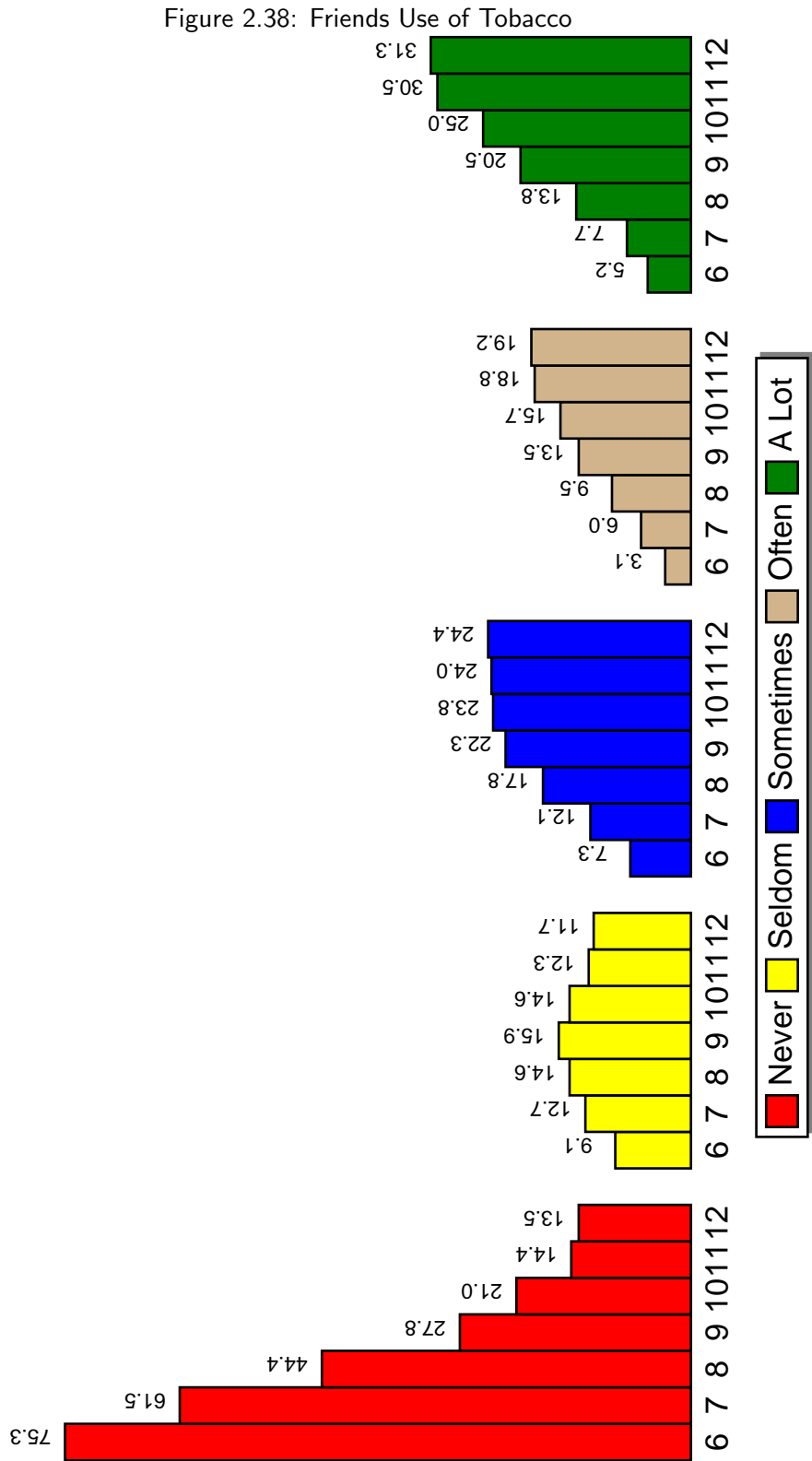
Source: PRIDE Surveys

How Easy Is It To Get OxyContin

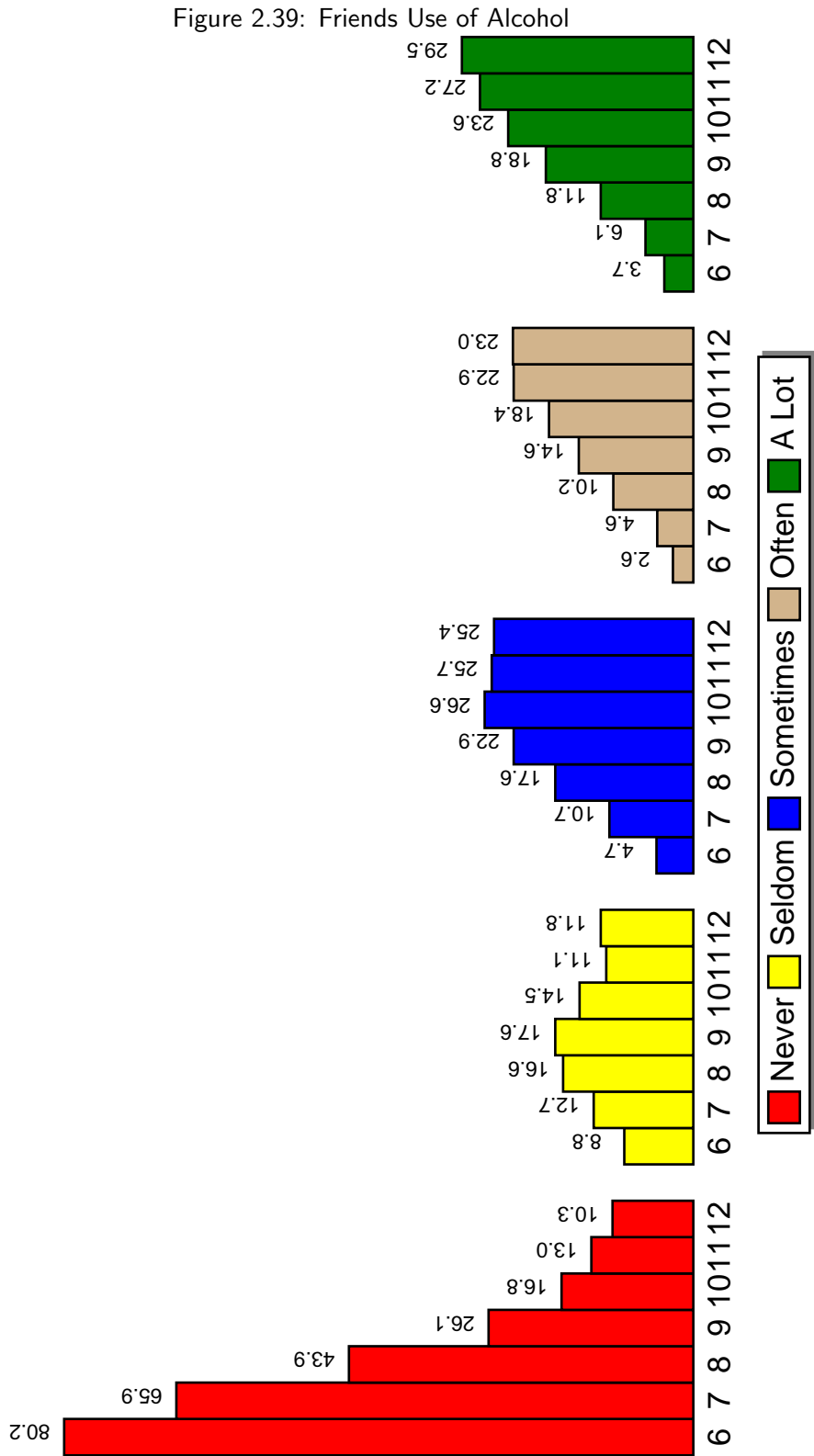


2.6 Friends Use

Friends Use of Tobacco

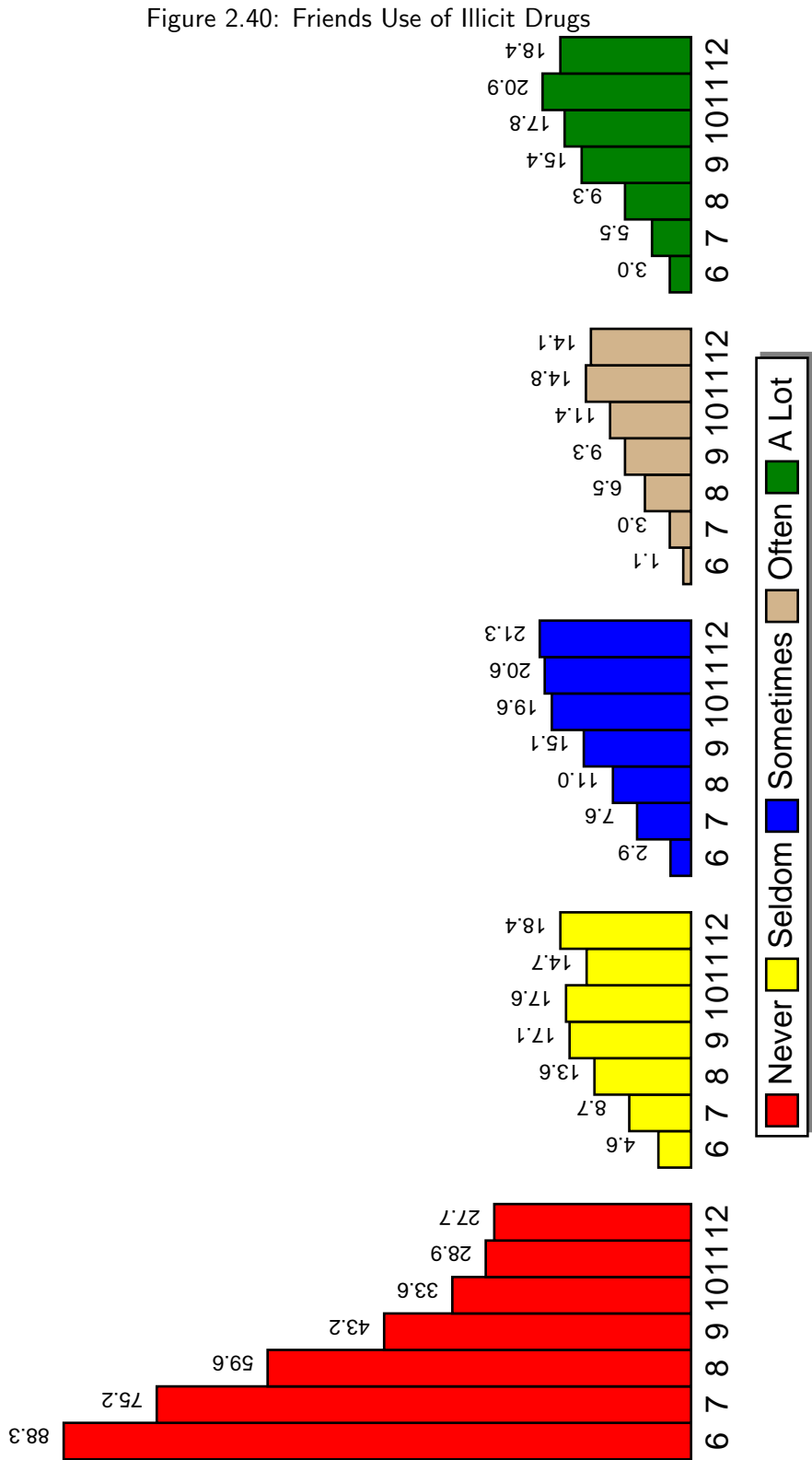


Friends Use of Alcohol



Source: PRIDE Surveys

Friends Use of Illicit Drugs



Source: PRIDE Surveys

Chapter 3

Advanced Graphics

The following graphs will assist you in understanding the relationship of student behavior to alcohol and other drug usage. You are encouraged to make presentations to school faculty, parents, media, and other audiences in the community.

The graphs on effect of use present data on how intoxicated students become when they use particular drugs. These figures are calculated by looking at the question *What Effect Do You Most Often Get When You ...*. The percentage is calculated as follows; Of those students who reported some use (i.e. all students whose response to the question was other than *Do Not Use*), the percentage of students who responded either *Very High* or *Bombed*. Typically, even though use of most illicit drugs may not seem very high, when they are used by students a high percentage of those students become very intoxicated. This would indicate that there is very little *casual* use of illicit drugs. Students tend to take these drugs in order to become intoxicated.

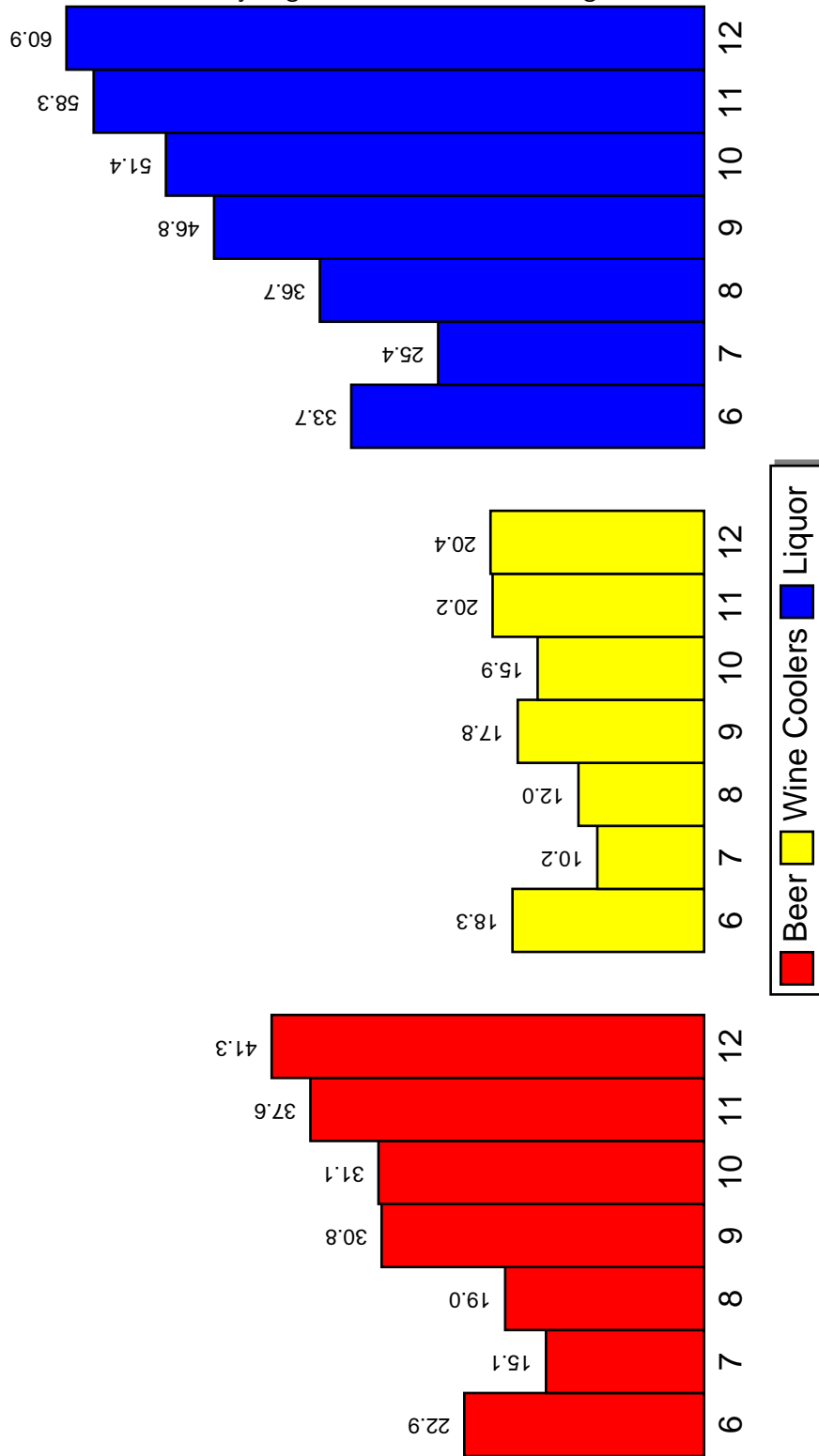
The graphs on frequency of use by sex present data on gateway and illicit drug use broken down by male and female students.

The graphs on illicit drug use by risk & protective factors show for each category of a risk or protective factor question the percentage of students who report using illicit drugs. For example, on the question of taking part in school activities, if the bar labeled NEVER was 40%, this means that of those students who responded NEVER to the question 40% reported using an illicit drug.

3.1 Effect of Use By Students Who Use Drugs

Figure 3.1: % Students Who Get Very High or Bomed When Using Beer, Wine Coolers or Liquor

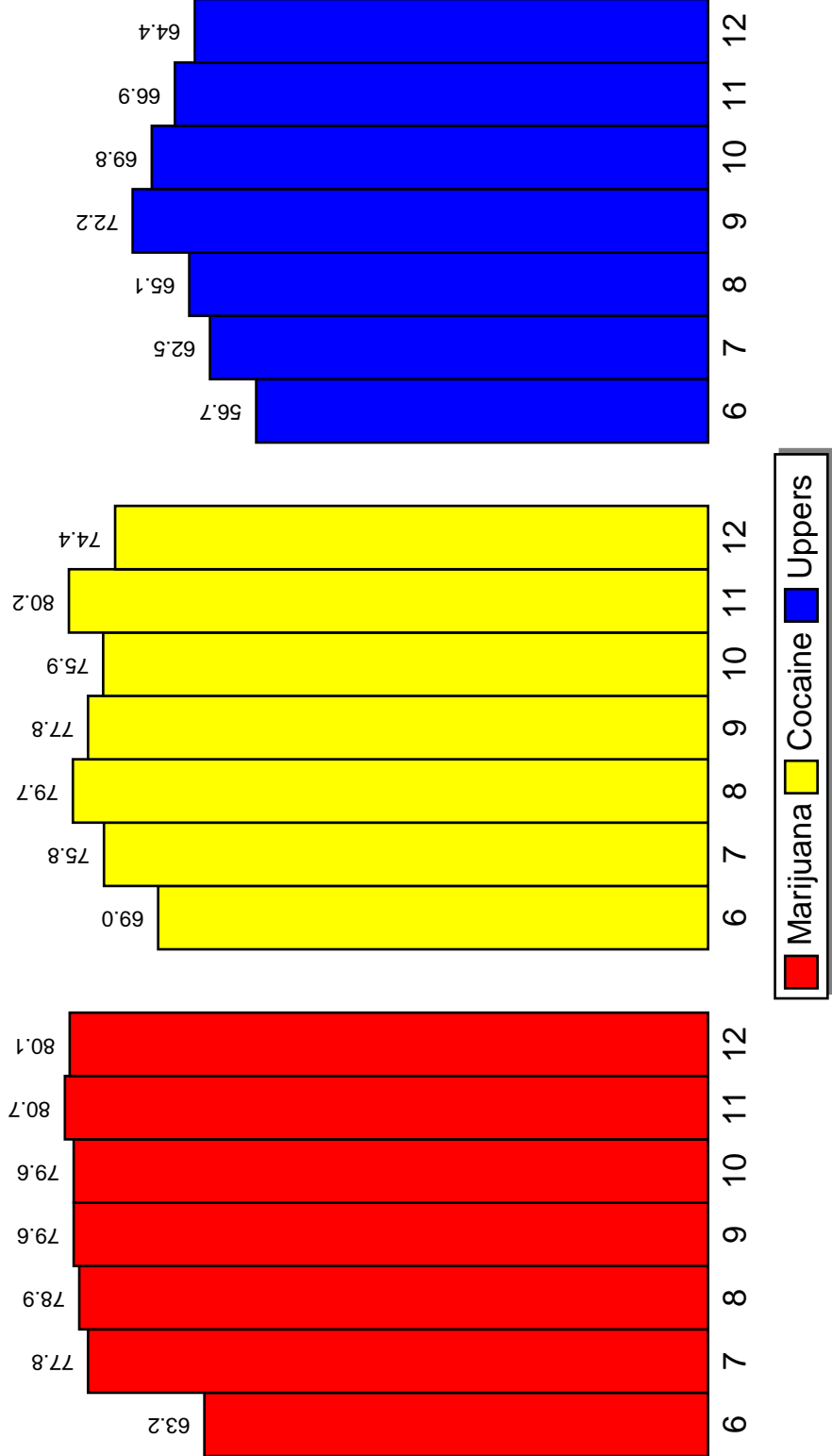
% Students Who Get Very High or Bomed When Using Beer, Wine Coolers or Liquor



Source: PRIDE Surveys

Figure 3.2: % Students Who Get Very High or Bomed When Using Marijuana, Cocaine or Uppers

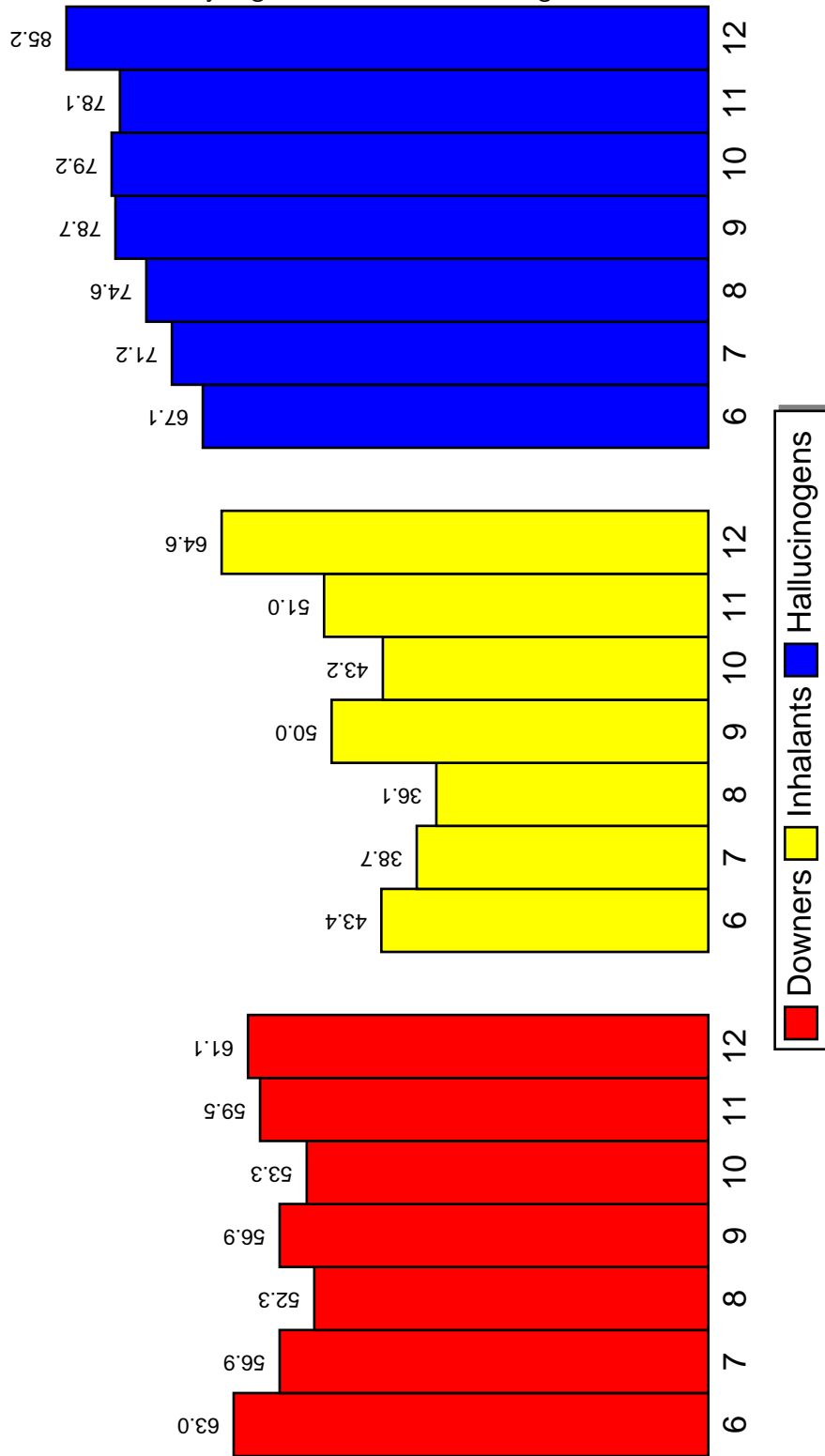
% Students Who Get Very High or Bomed When Using Marijuana, Cocaine or Uppers



Source: PRIDE Surveys

Figure 3.3: % Students Who Get Very High or Bomed When Using Downers, Inhalants or Hallucinogens

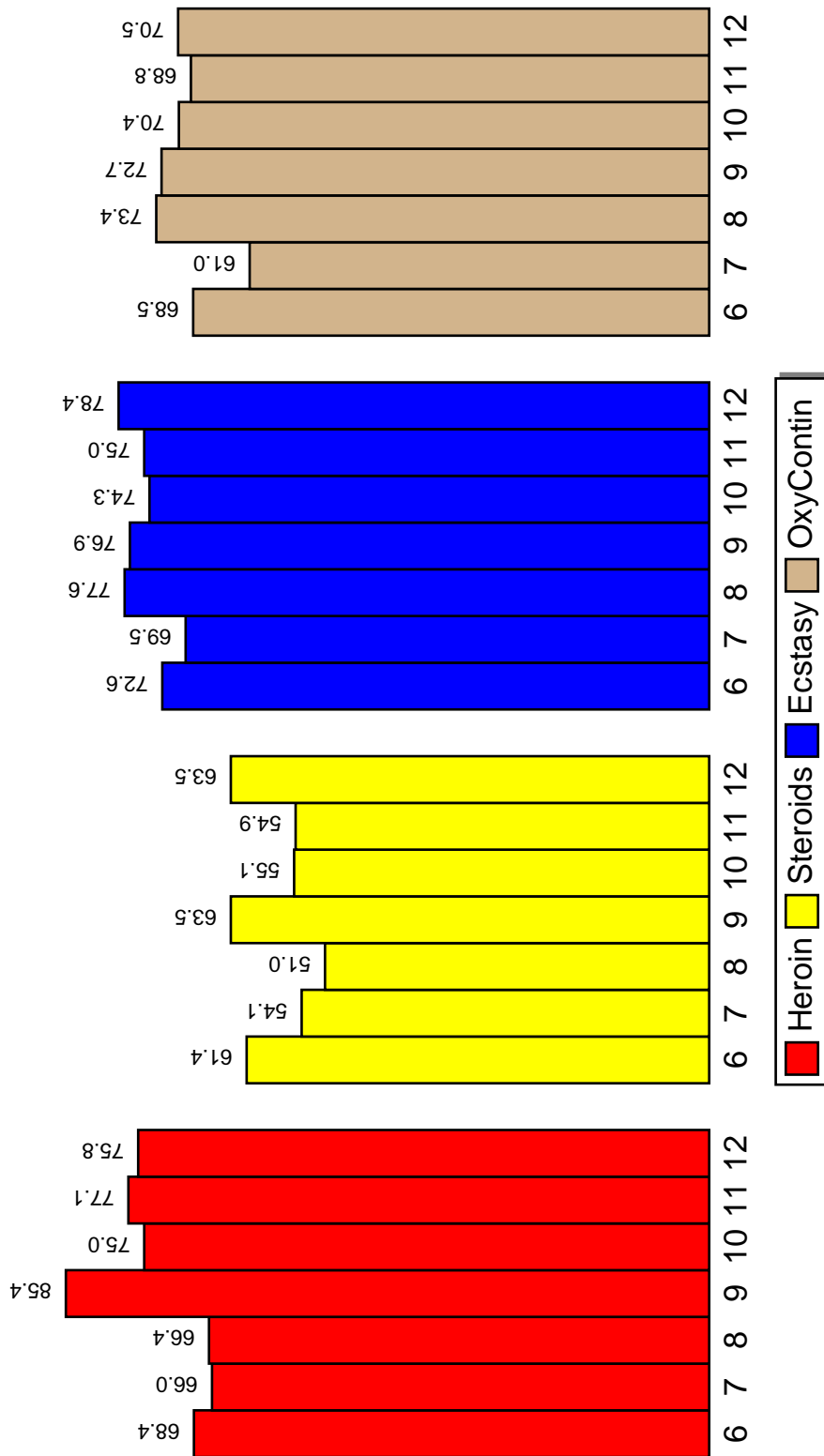
% Students Who Get Very High or Bomed When Using Downers, Inhalants or Hallucinogens



Source: PRIDE Surveys

Figure 3.4: % Students Who Get Very High or Bomed When Using Heroin, Steroids, Ecstasy or OxyContin

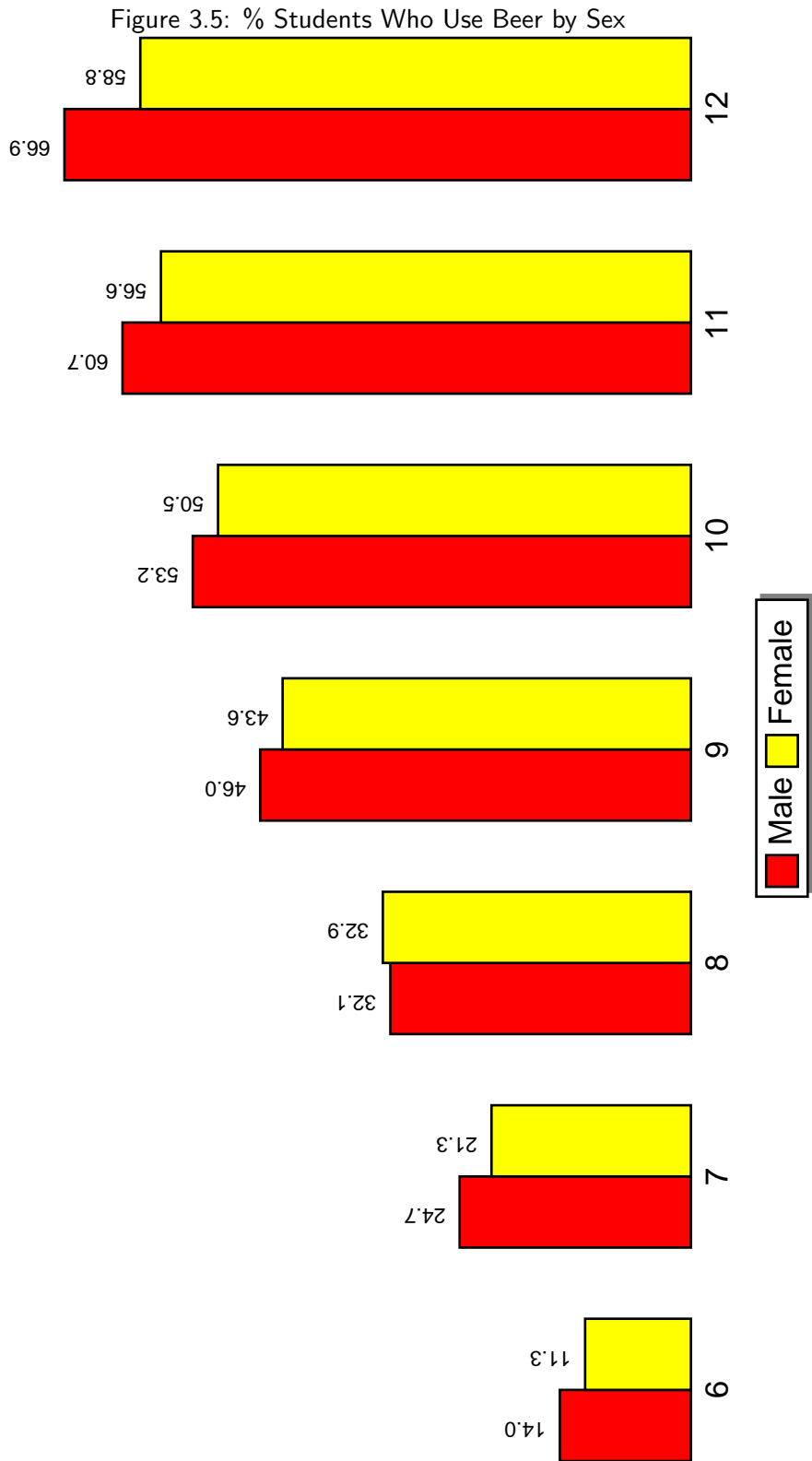
% Students Who Get Very High or Bomed When Using Heroin, Steroids, Ecstasy or OxyContin



Source: PRIDE Surveys

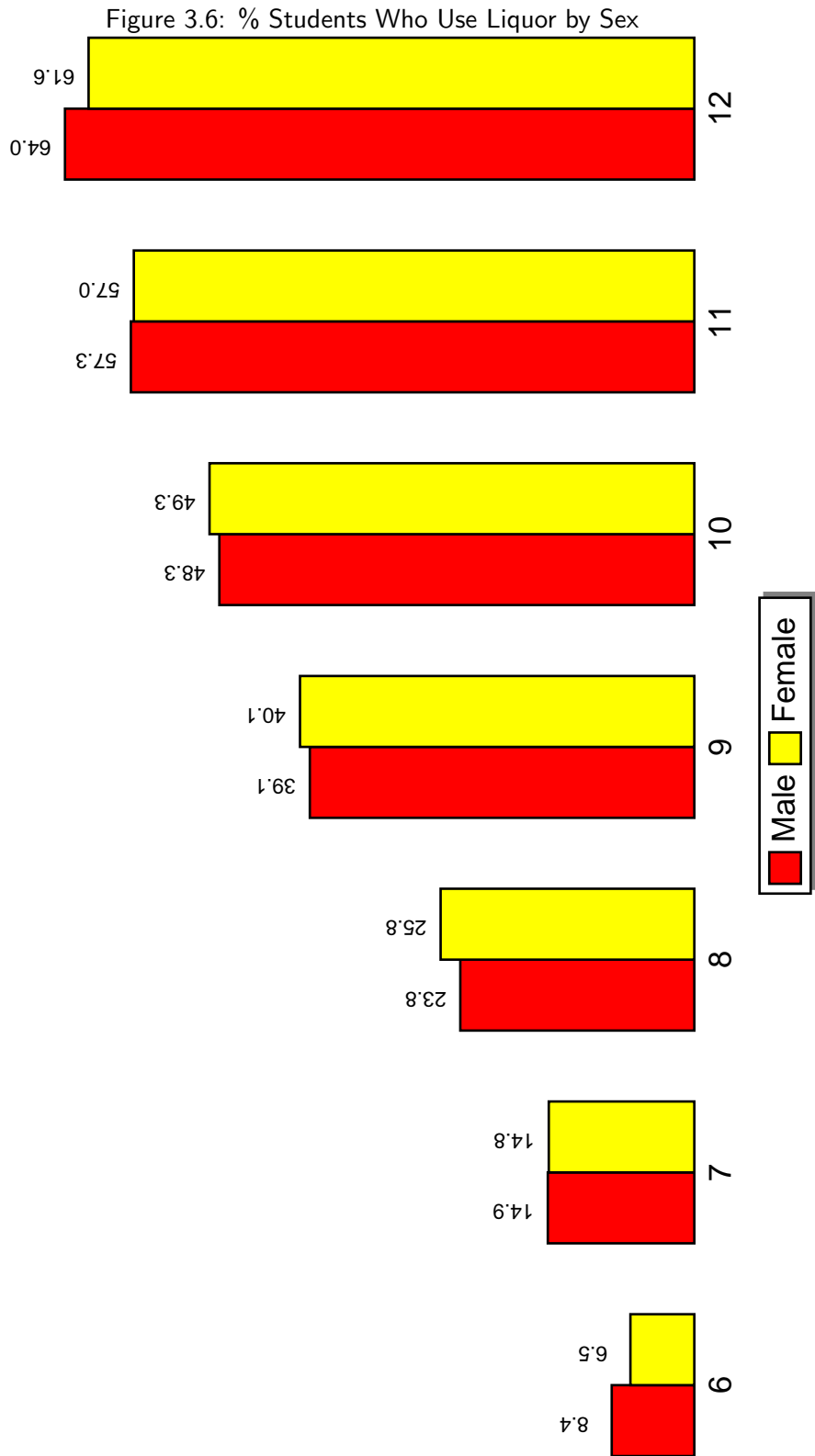
3.2 Frequency of Use by Sex

% Students Who Use Beer by Sex



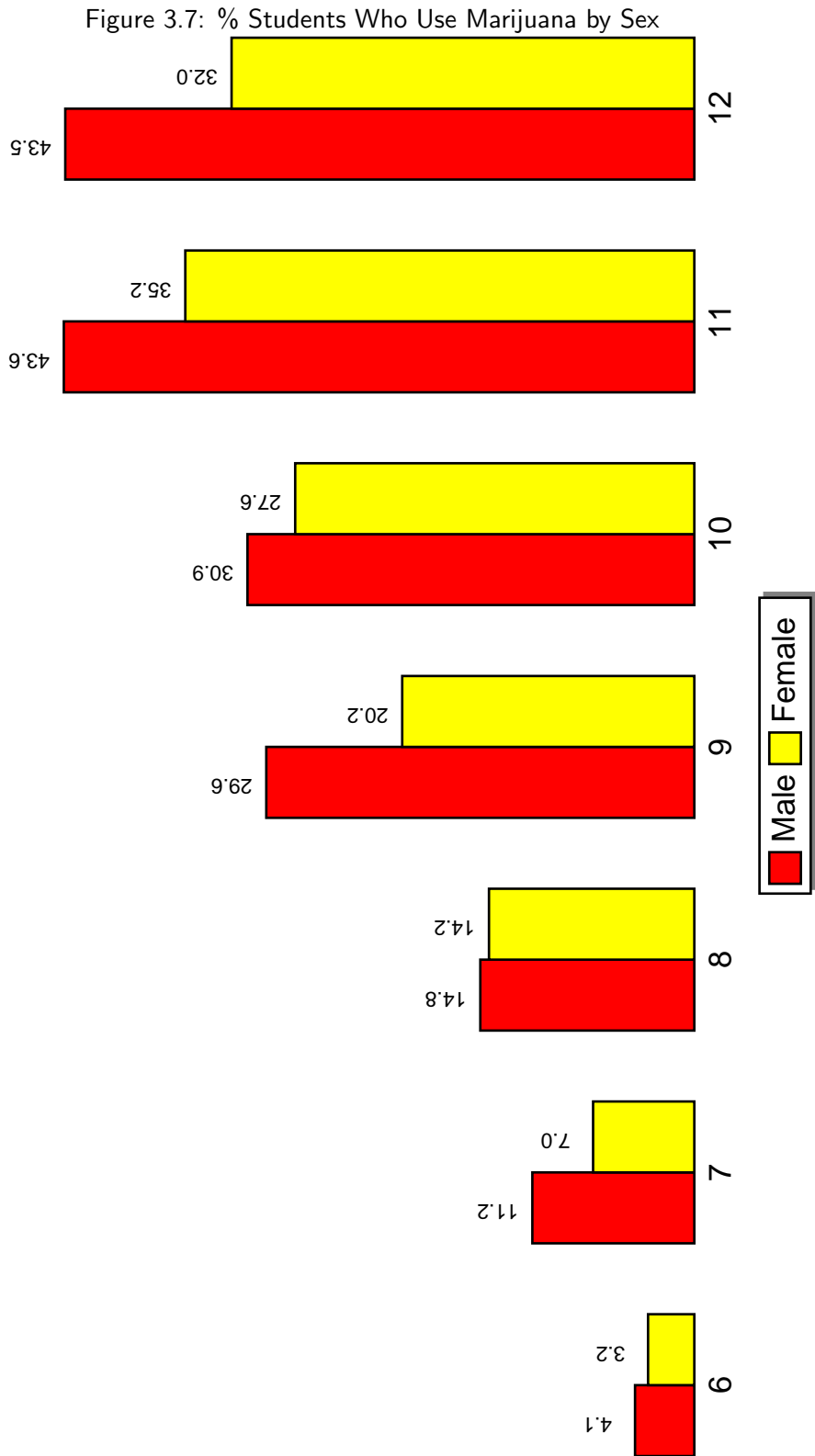
Source: PRIDE Surveys

% Students Who Use Liquor by Sex

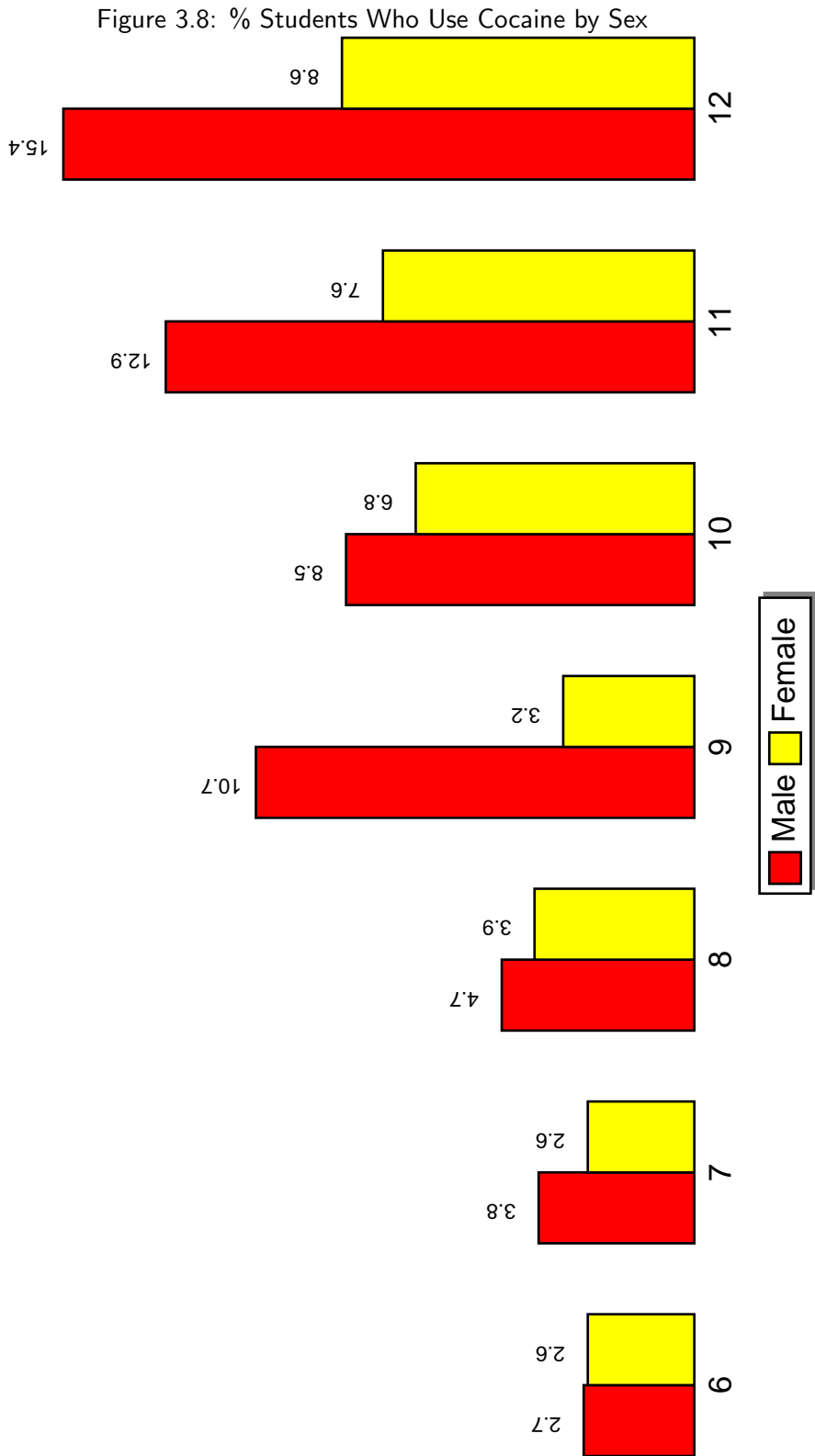


Source: PRIDE Surveys

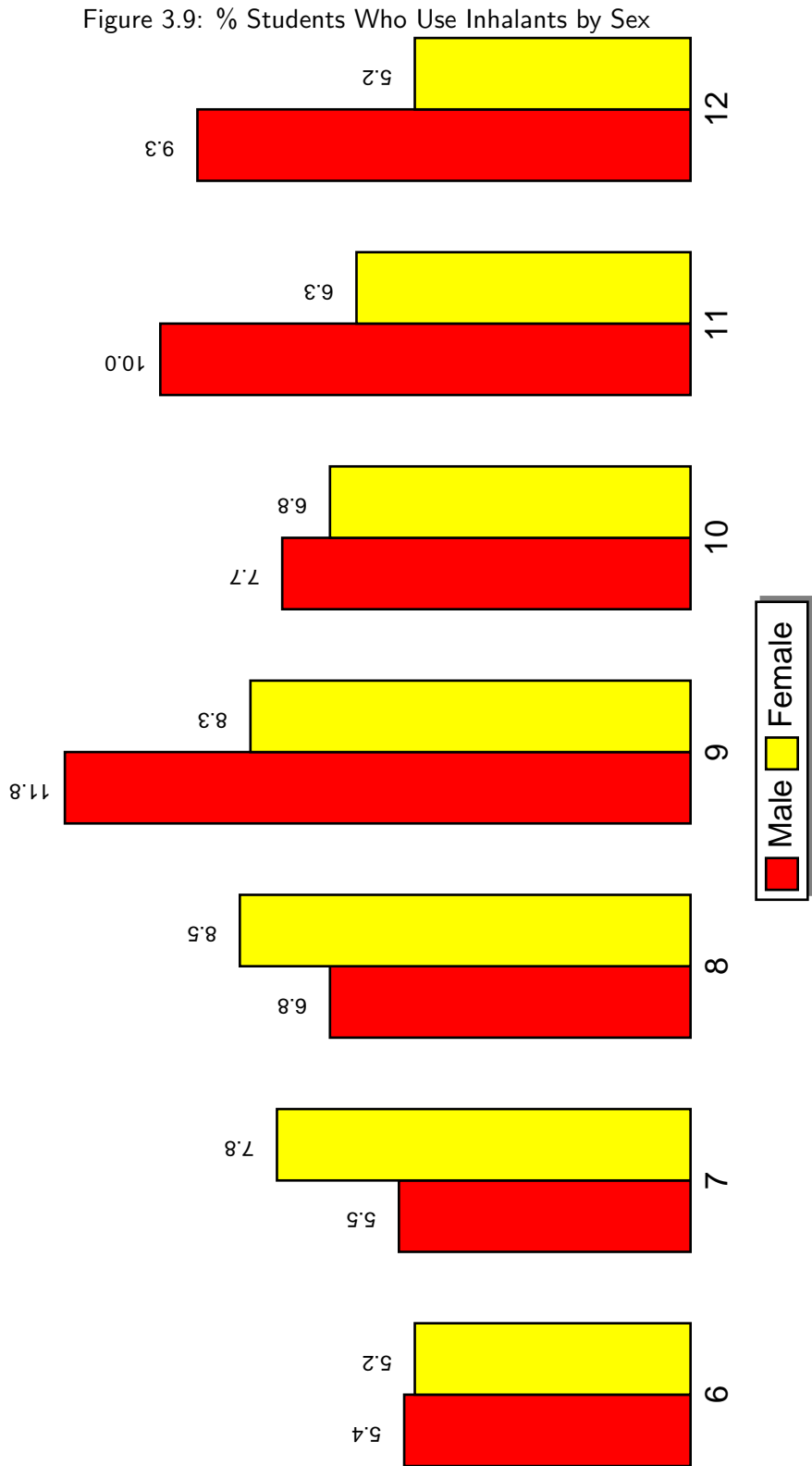
% Students Who Use Marijuana by Sex



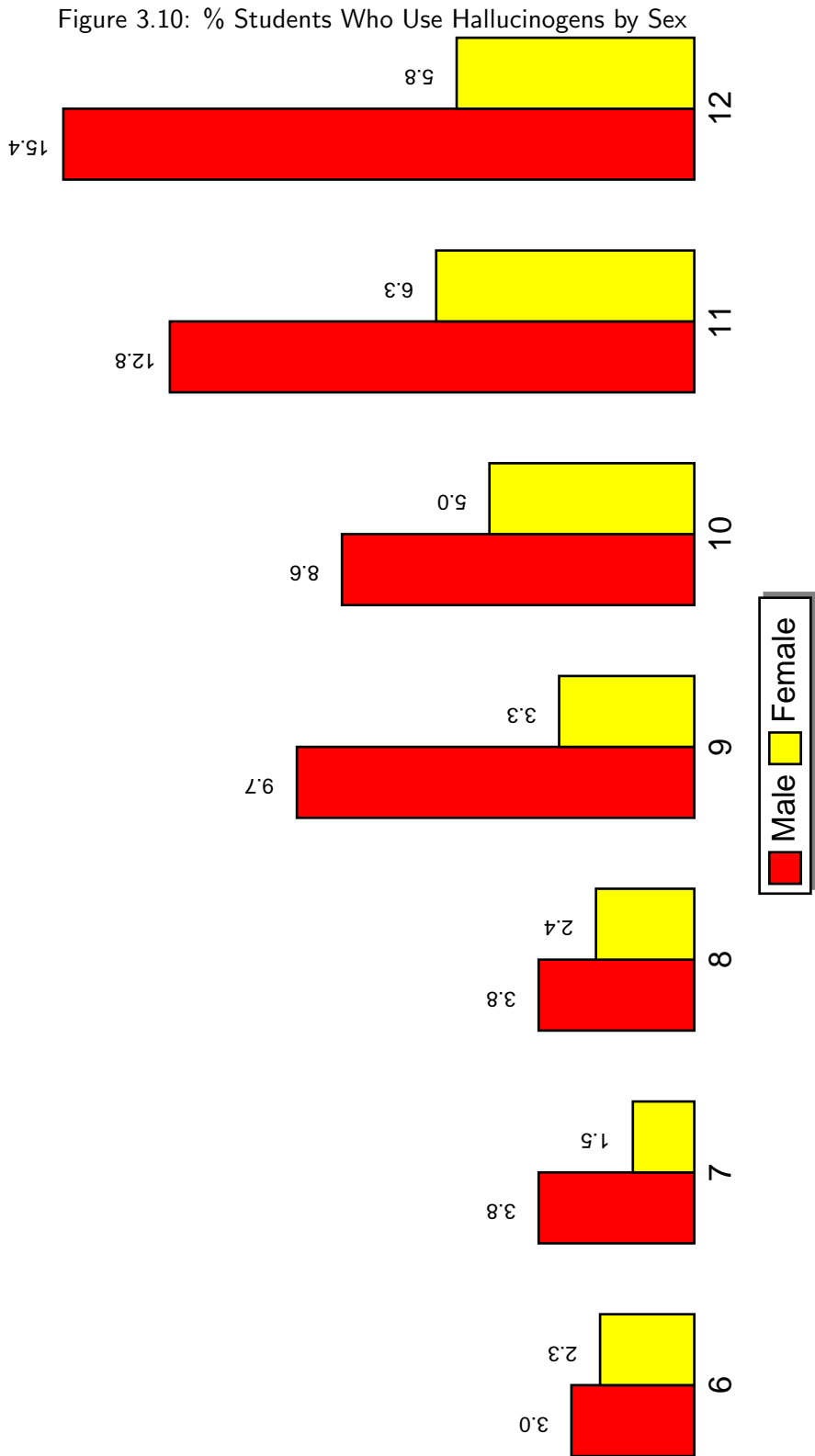
% Students Who Use Cocaine by Sex



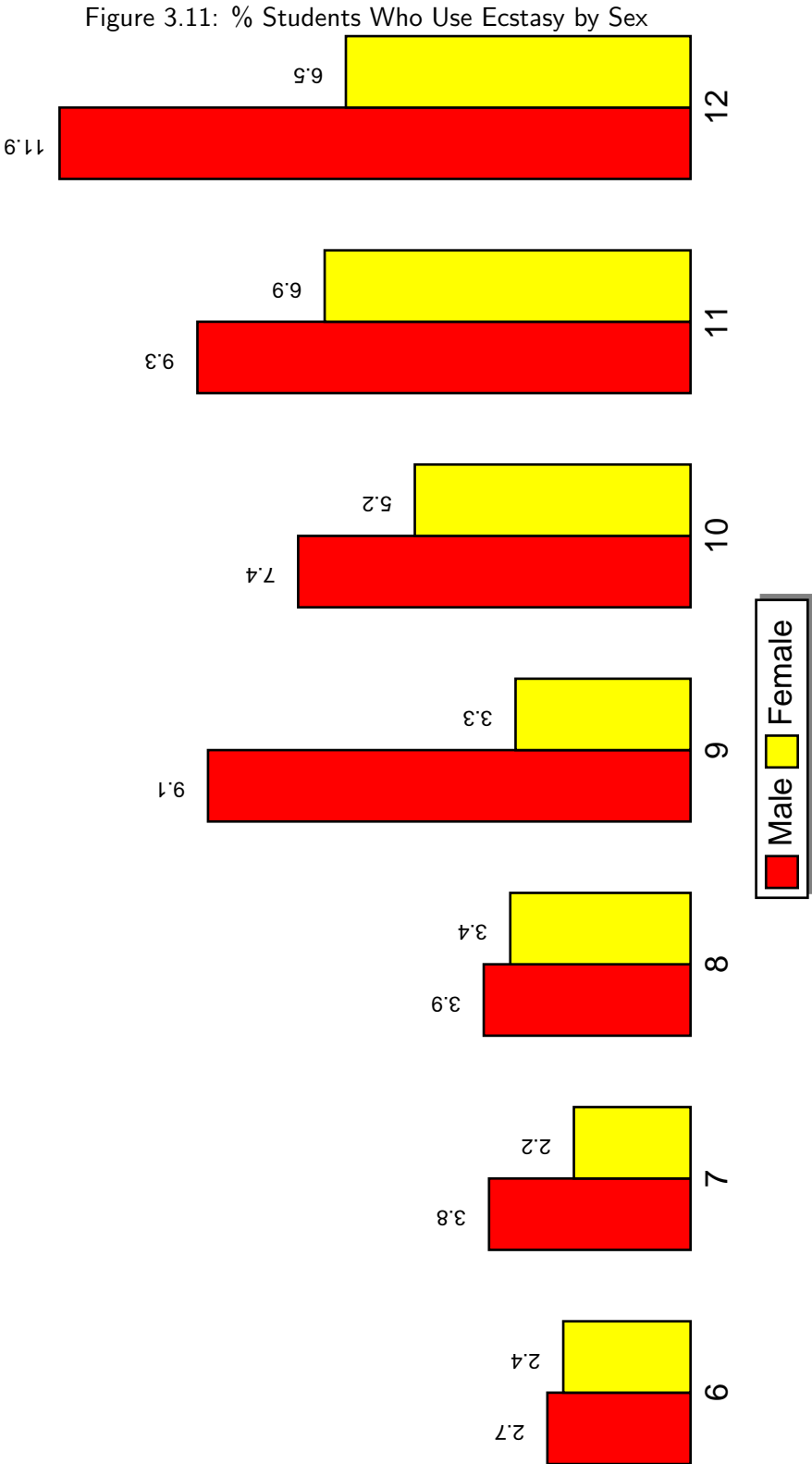
% Students Who Use Inhalants by Sex



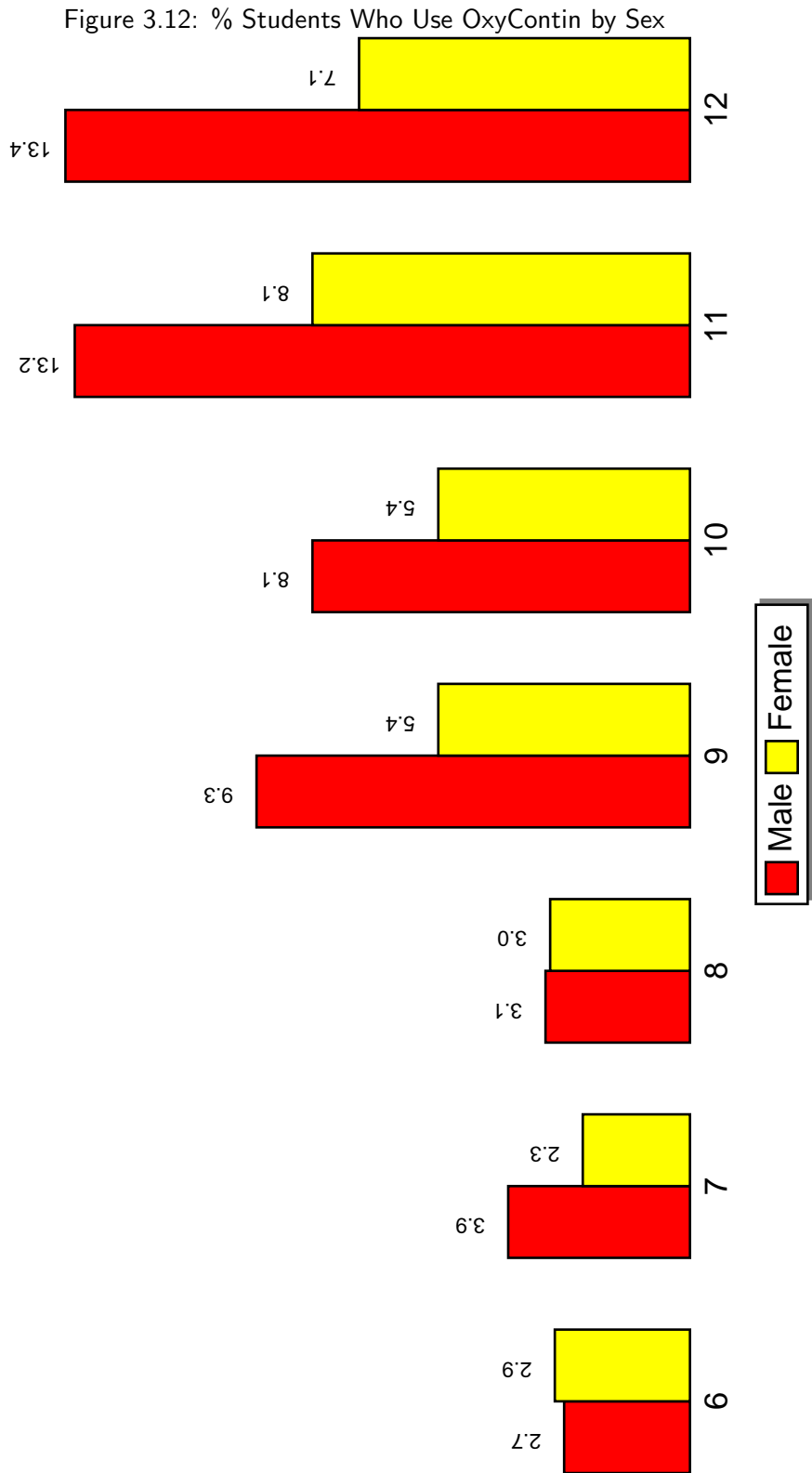
% Students Who Use Hallucinogens by Sex



% Students Who Use Ecstasy by Sex



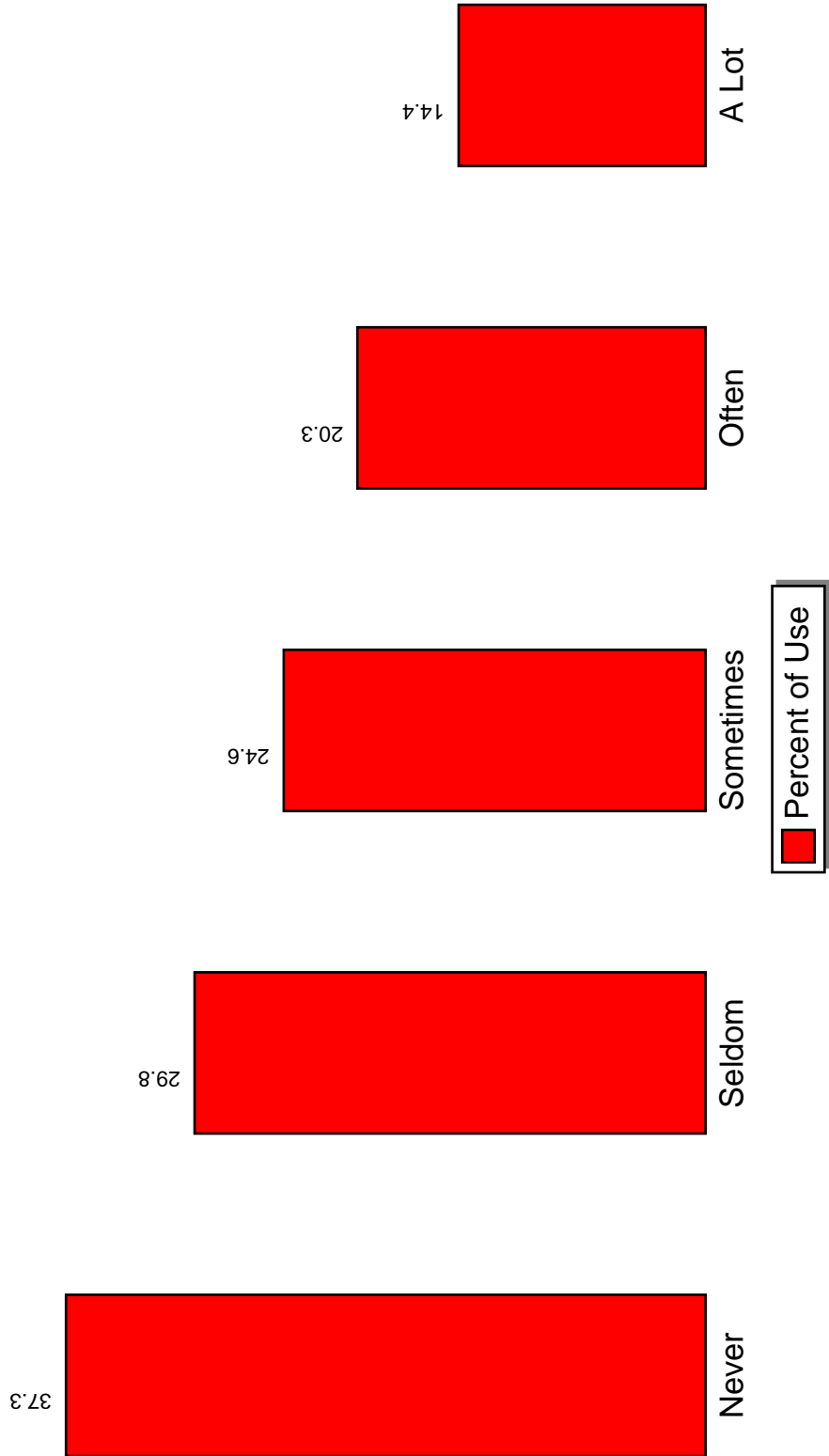
% Students Who Use OxyContin by Sex



3.3 Illicit Drug Use by Risk & Protective Factors

% Students Who Use Illicit Drugs by Attend Church, Synagogue, etc.

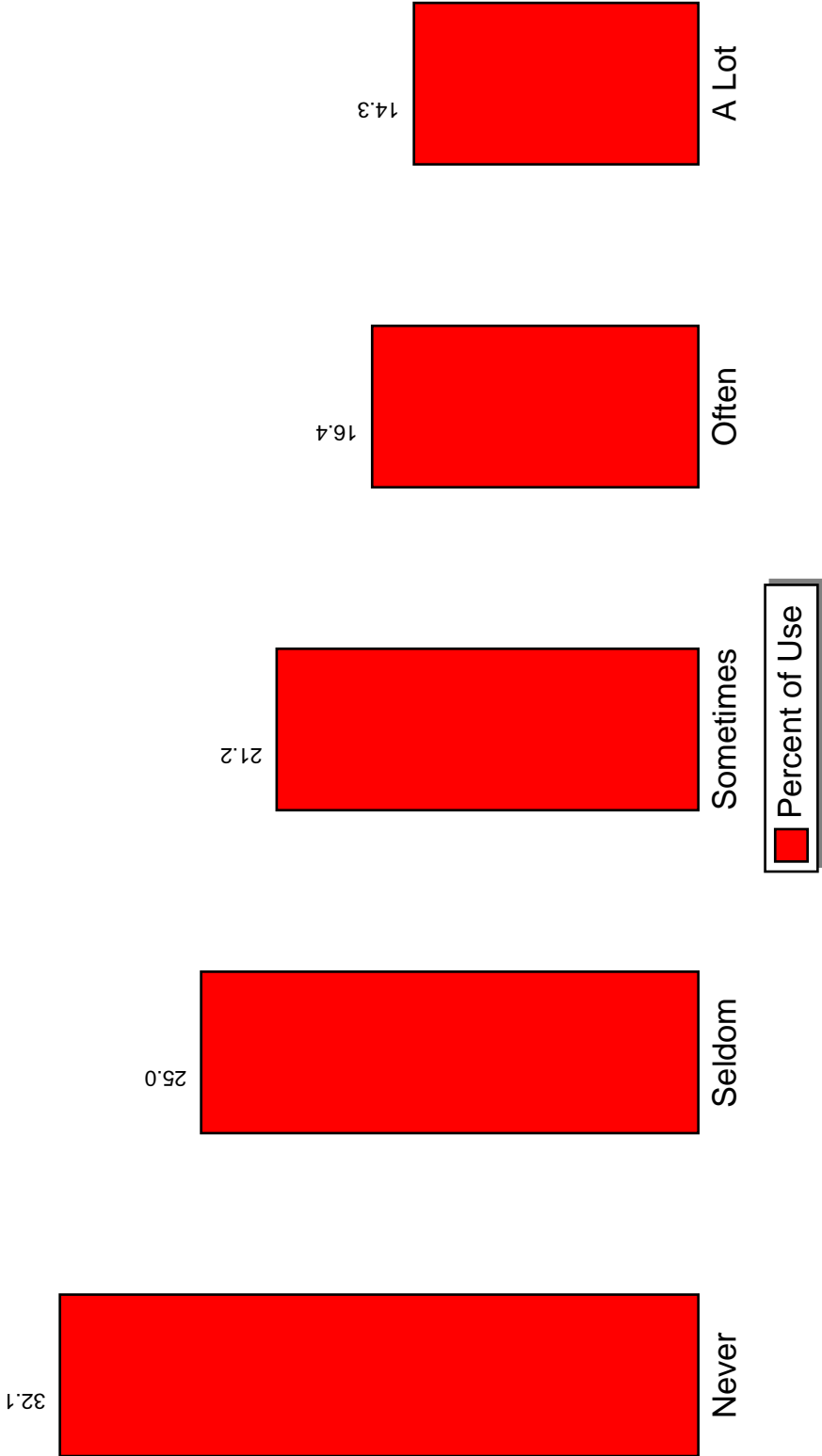
Figure 3.13: % Students Who Use Illicit Drugs by Attend Church, Synagogue, etc.



Source: PRIDE Surveys

% Students Who Use Illicit Drugs by Take Part in Community Activities

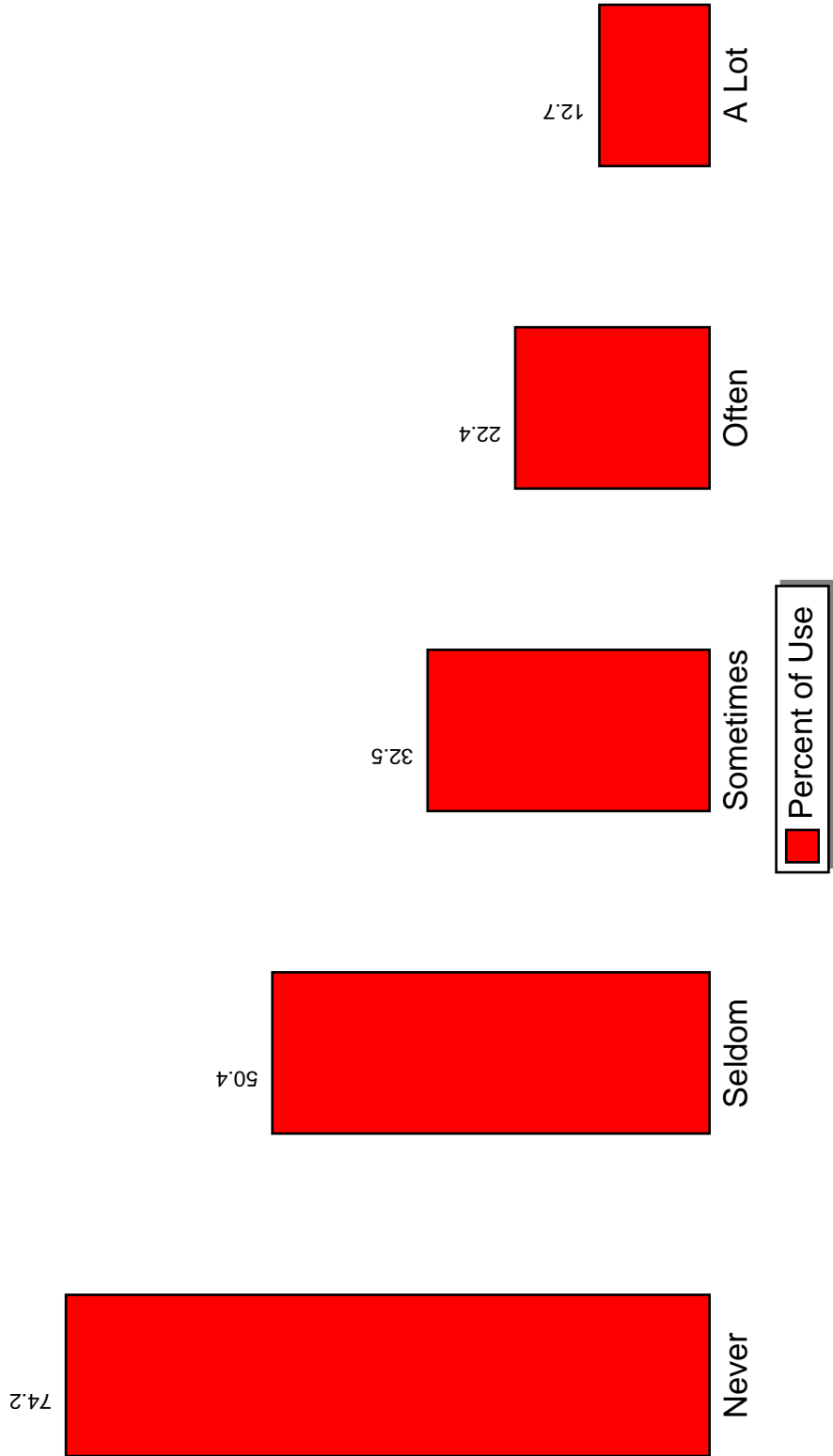
Figure 3.14: % Students Who Use Illicit Drugs by Take Part in Community Activities



Source: PRIDE Surveys

% Students Who Use Illicit Drugs by Make Good Grades

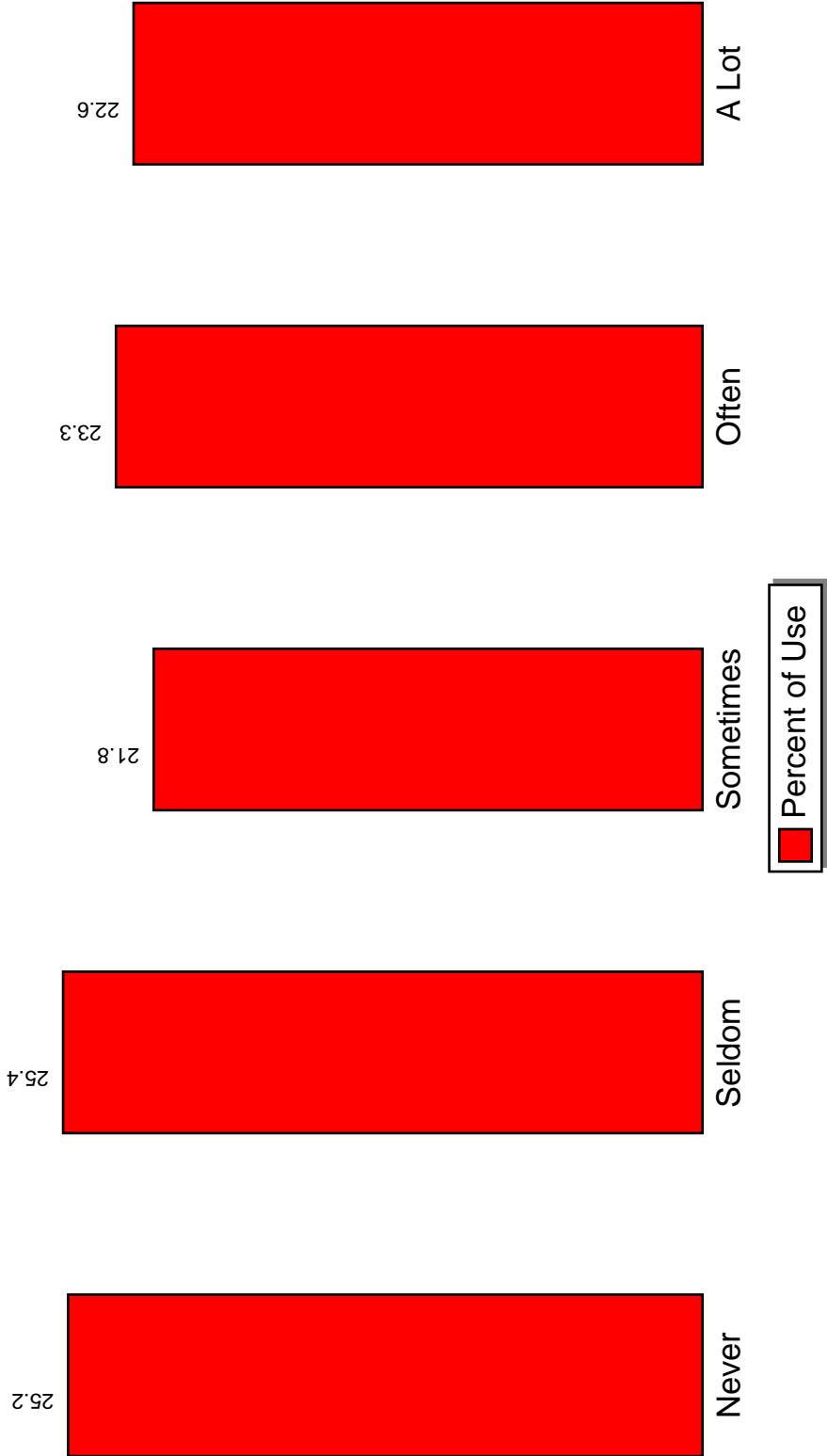
Figure 3.15: % Students Who Use Illicit Drugs by Make Good Grades



Source: PRIDE Surveys

% Students Who Use Illicit Drugs by Take Part in Sports Teams

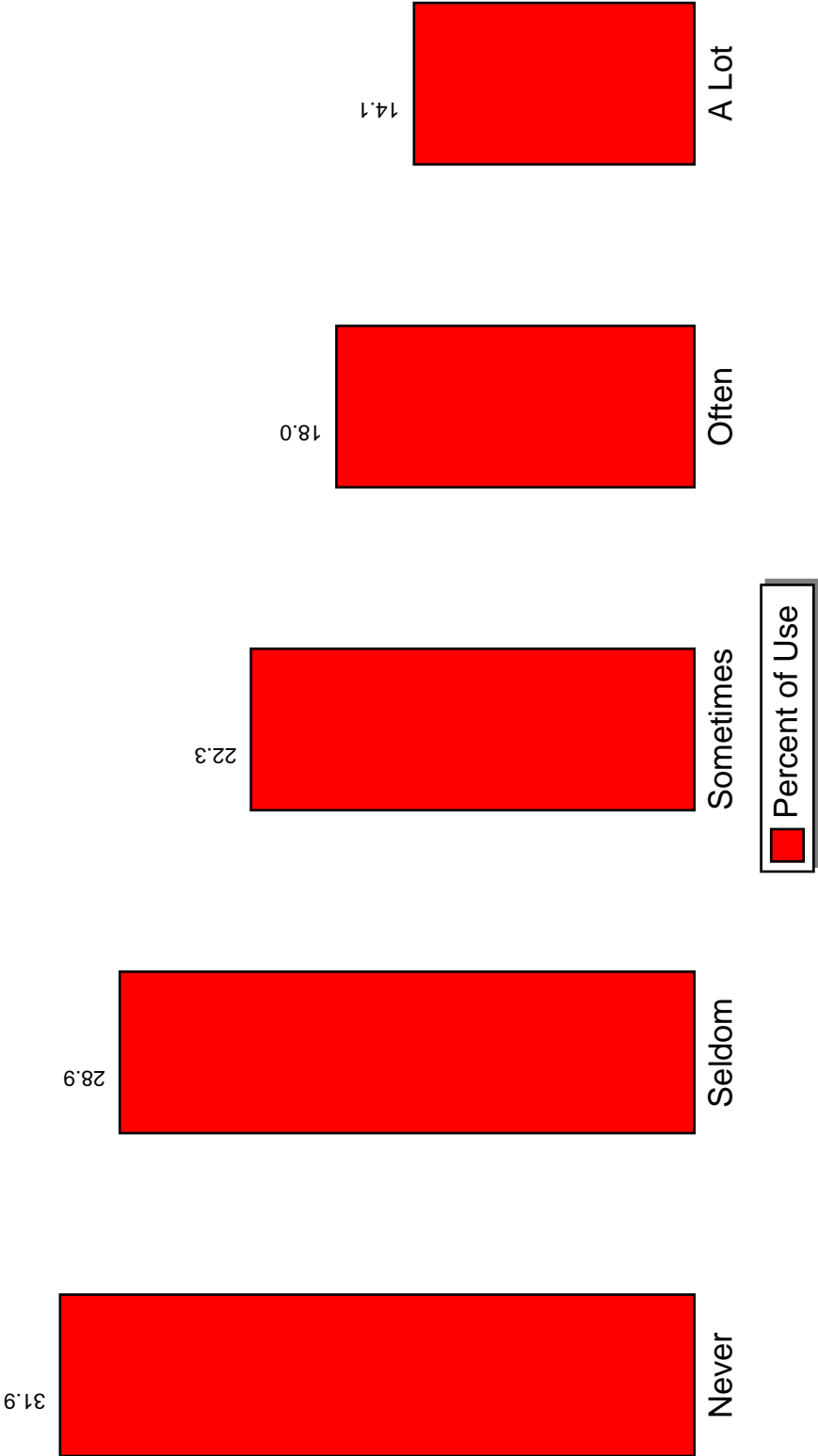
Figure 3.16: % Students Who Use Illicit Drugs by Take Part in Sports Teams



Source: PRIDE Surveys

% Students Who Use Illicit Drugs by Take Part in School Activities

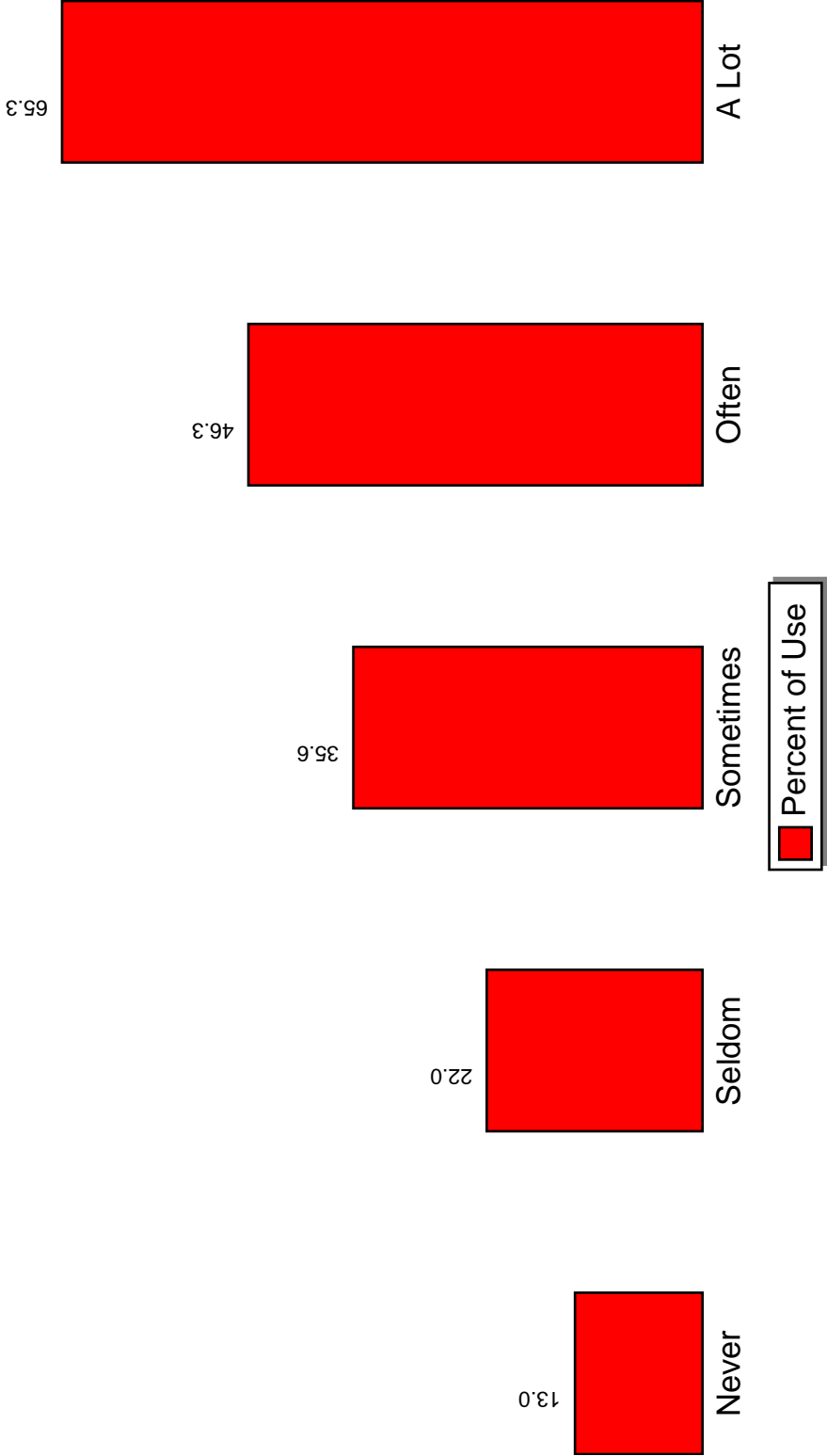
Figure 3.17: % Students Who Use Illicit Drugs by Take Part in School Activities



Source: PRIDE Surveys

% Students Who Use Illicit Drugs by Get Into Trouble at School

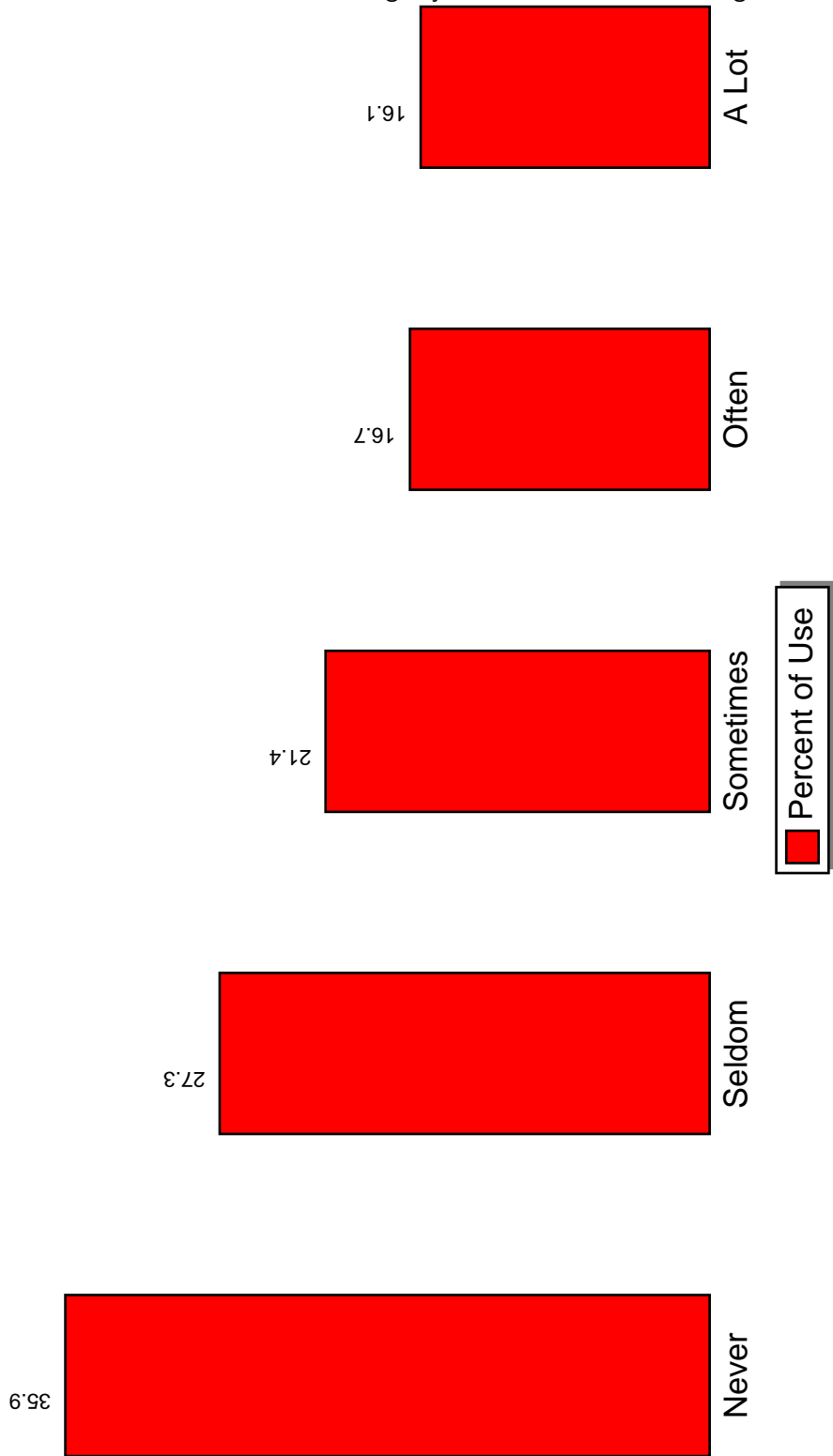
Figure 3.18: % Students Who Use Illicit Drugs by Get Into Trouble at School



Source: PRIDE Surveys

Figure 3.19: % Students Who Use Illicit Drugs by Parents Talk About Dangers of Drugs

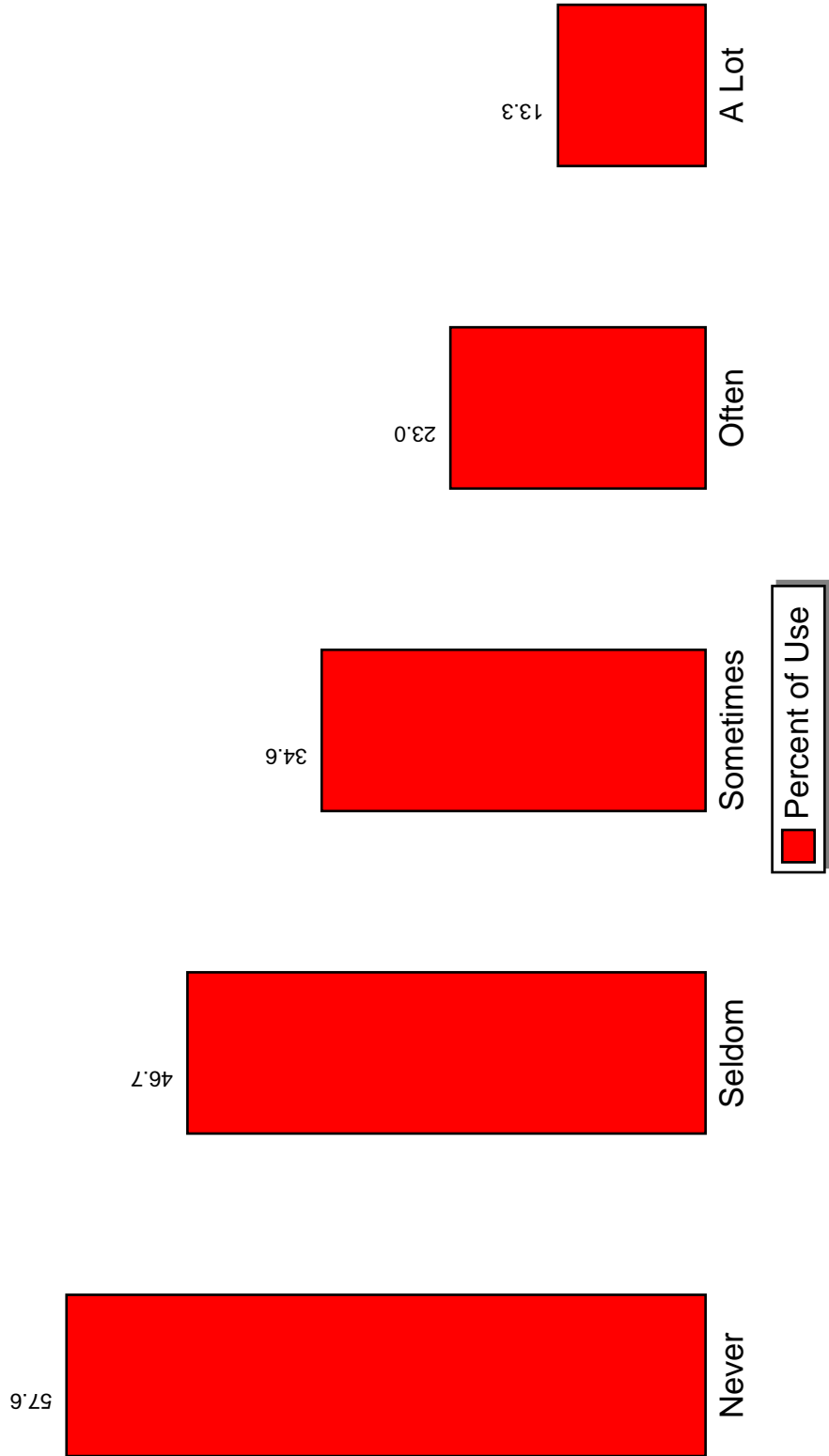
% Students Who Use Illicit Drugs by Parents Talk About Dangers of Drugs



Source: PRIDE Surveys

% Students Who Use Illicit Drugs by Parents Set Clear Rules

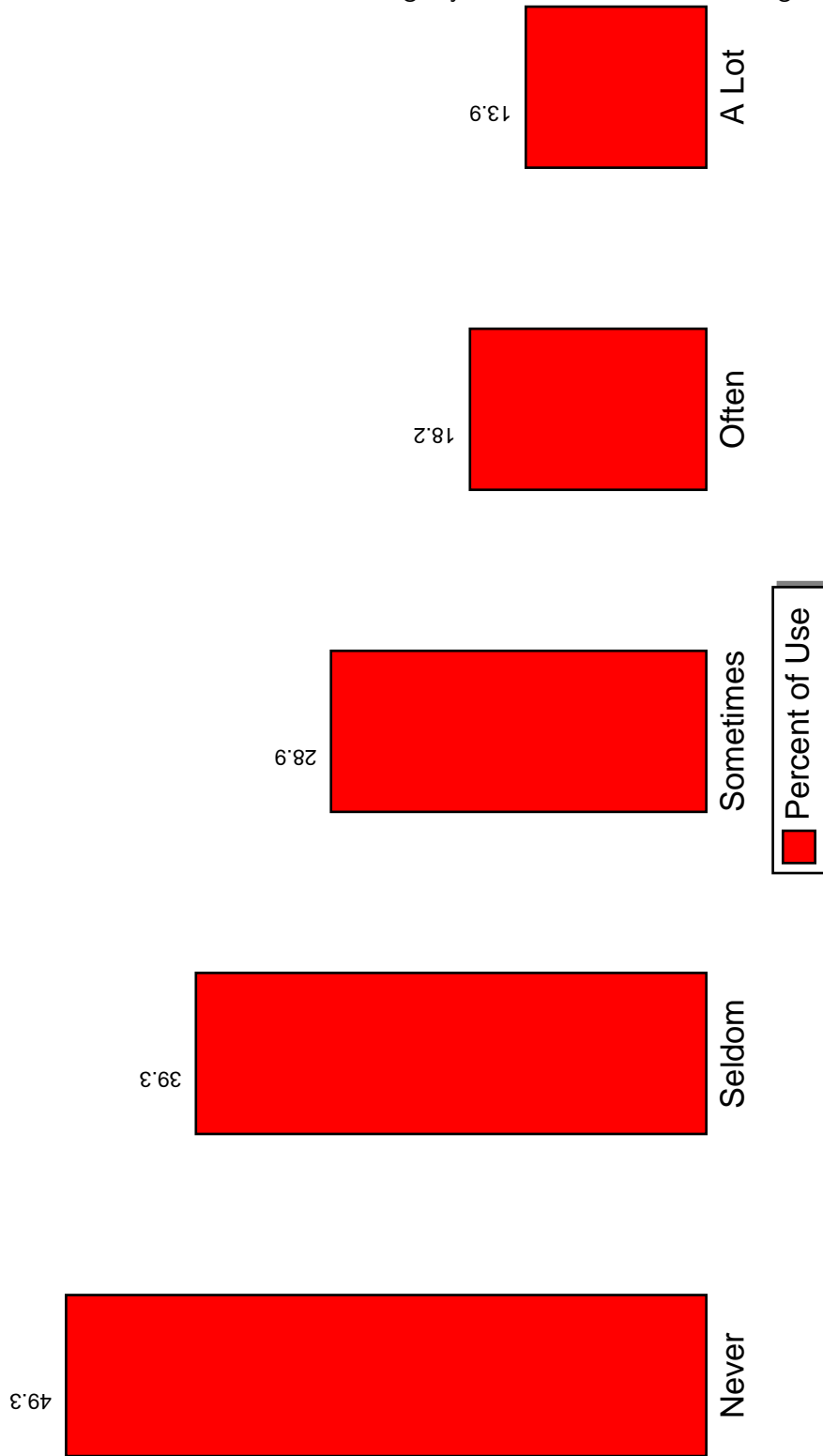
Figure 3.20: % Students Who Use Illicit Drugs by Parents Set Clear Rules



Source: PRIDE Surveys

% Students Who Use Illicit Drugs by Parents Punish for Breaking Rules

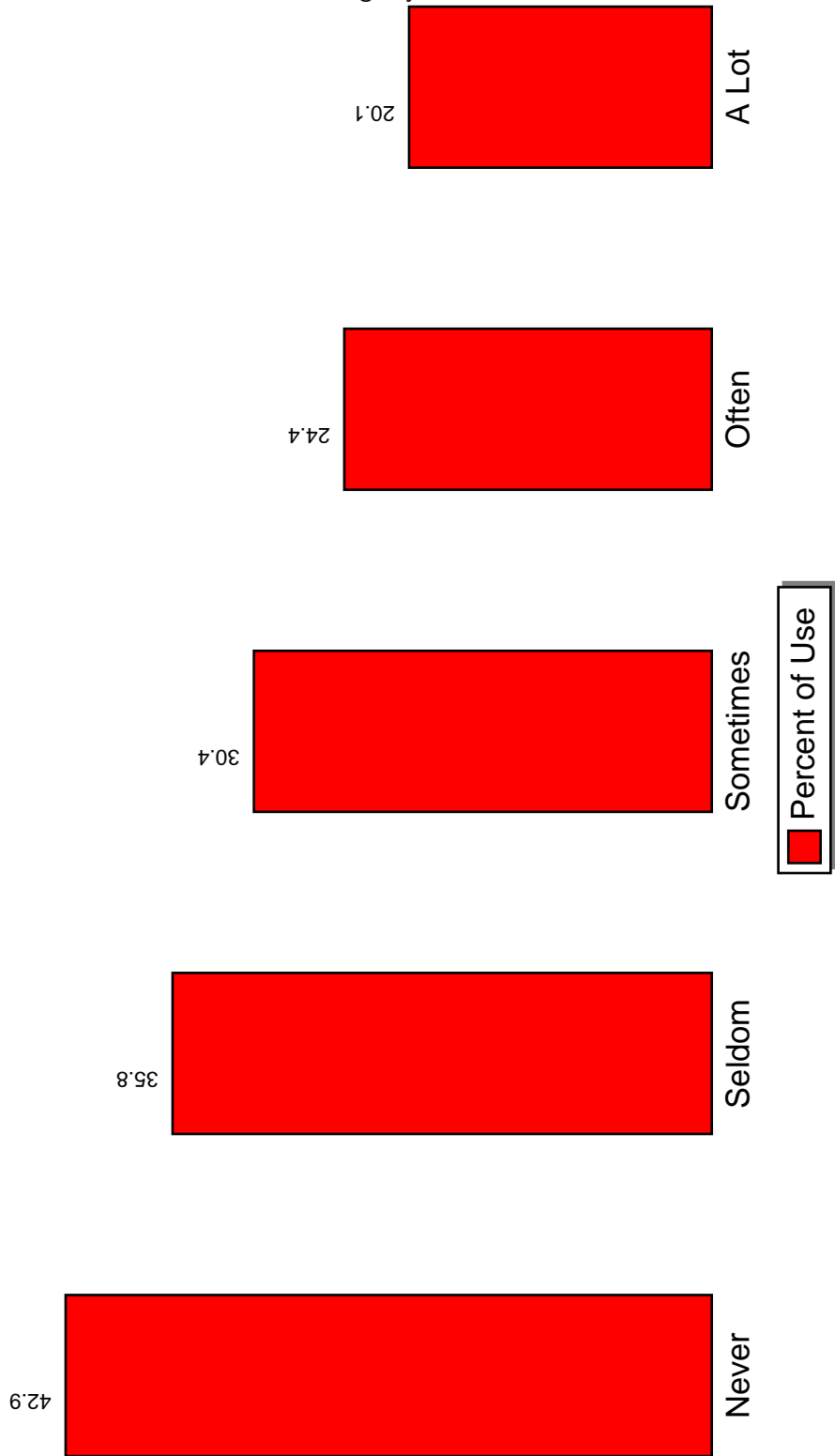
Figure 3.21: % Students Who Use Illicit Drugs by Parents Punish for Breaking Rules



Source: PRIDE Surveys

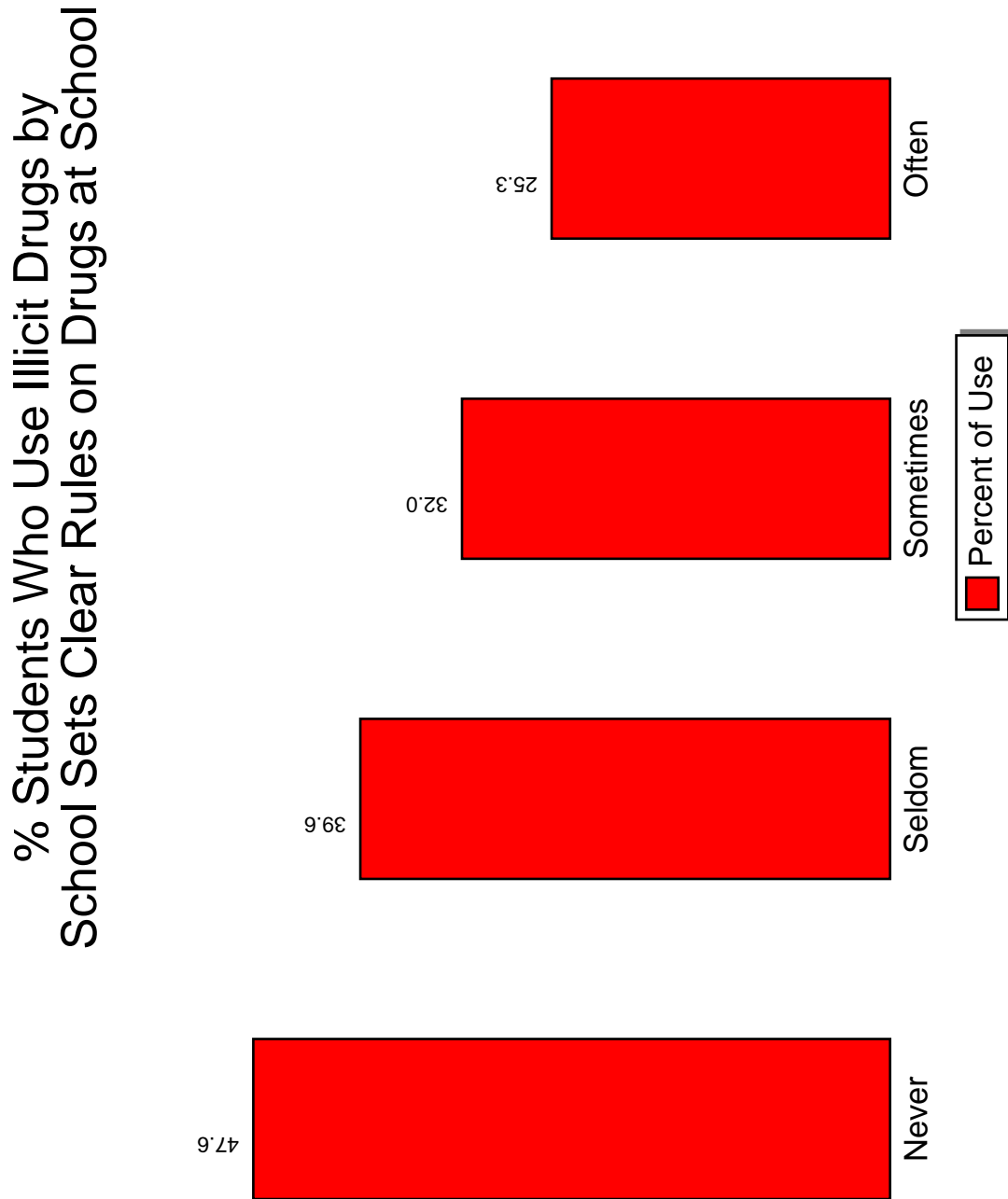
Figure 3.22: % Students Who Use Illicit Drugs by School Sets Clear Rules on Guns at School

% Students Who Use Illicit Drugs by School Sets Clear Rules on Guns at School



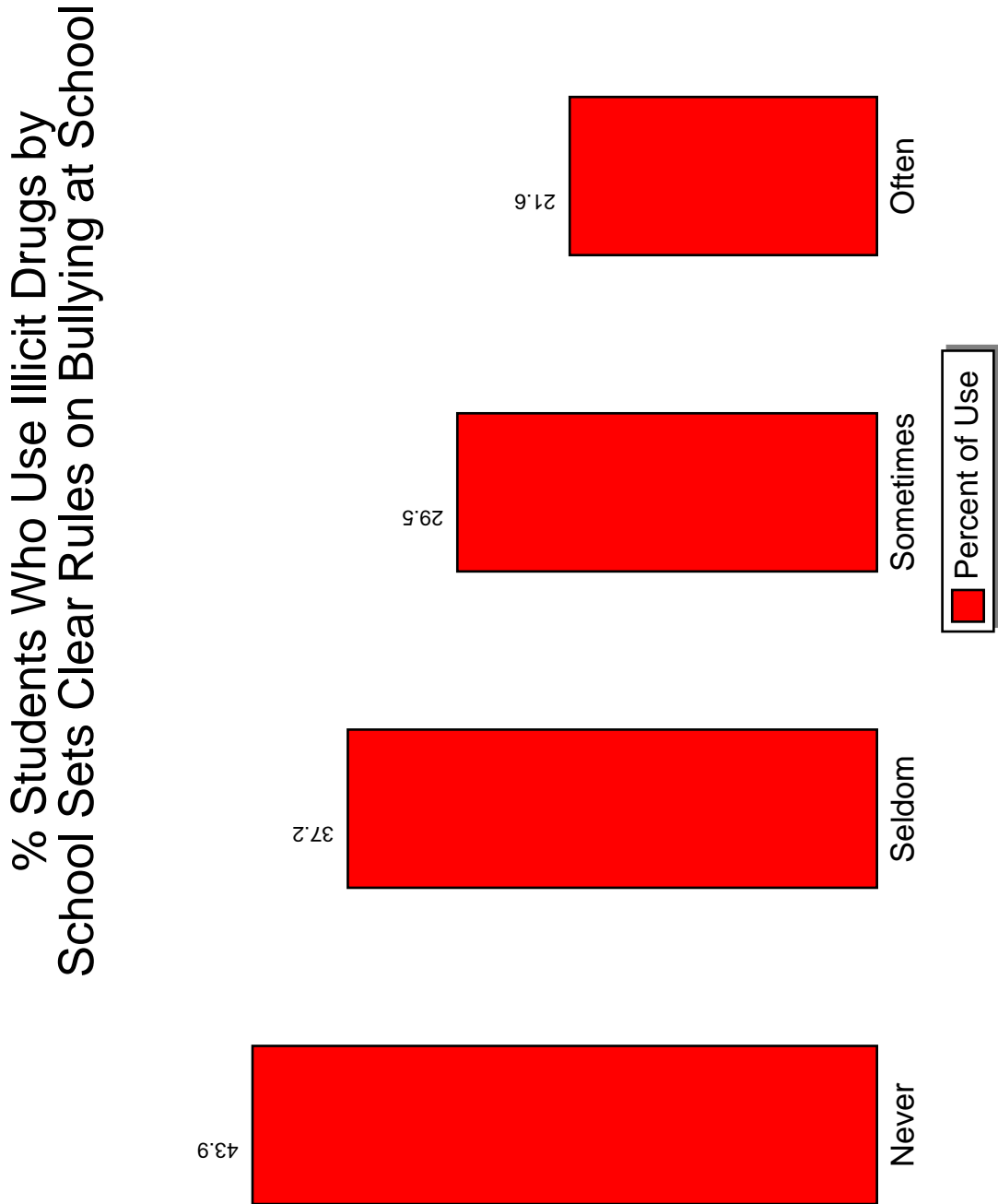
Source: PRIDE Surveys

Figure 3.23: % Students Who Use Illicit Drugs by School Sets Clear Rules on Drugs at School



Source: PRIDE Surveys

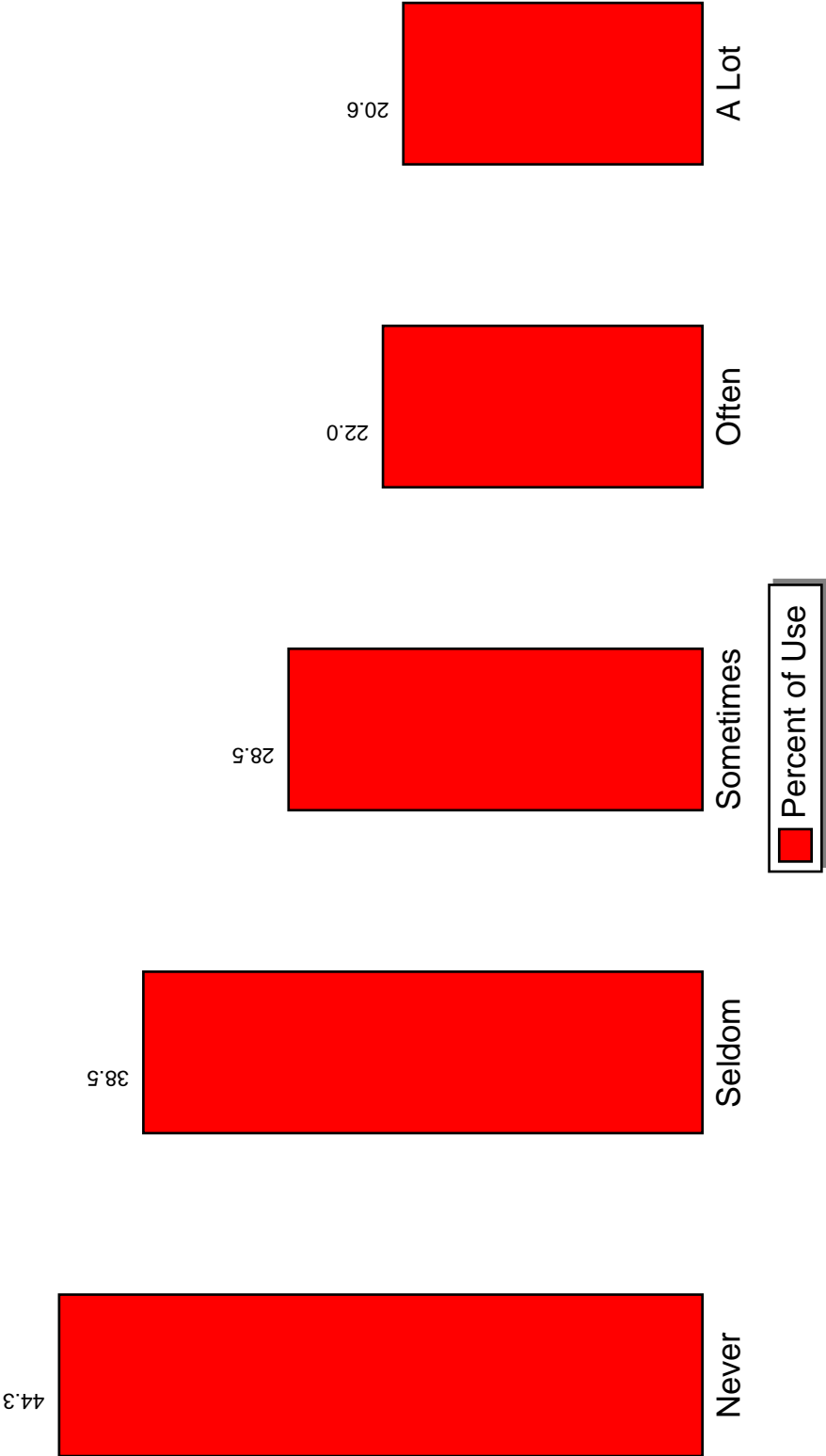
Figure 3.24: % Students Who Use Illicit Drugs by School Sets Clear Rules on Bullying at School



Source: PRIDE Surveys

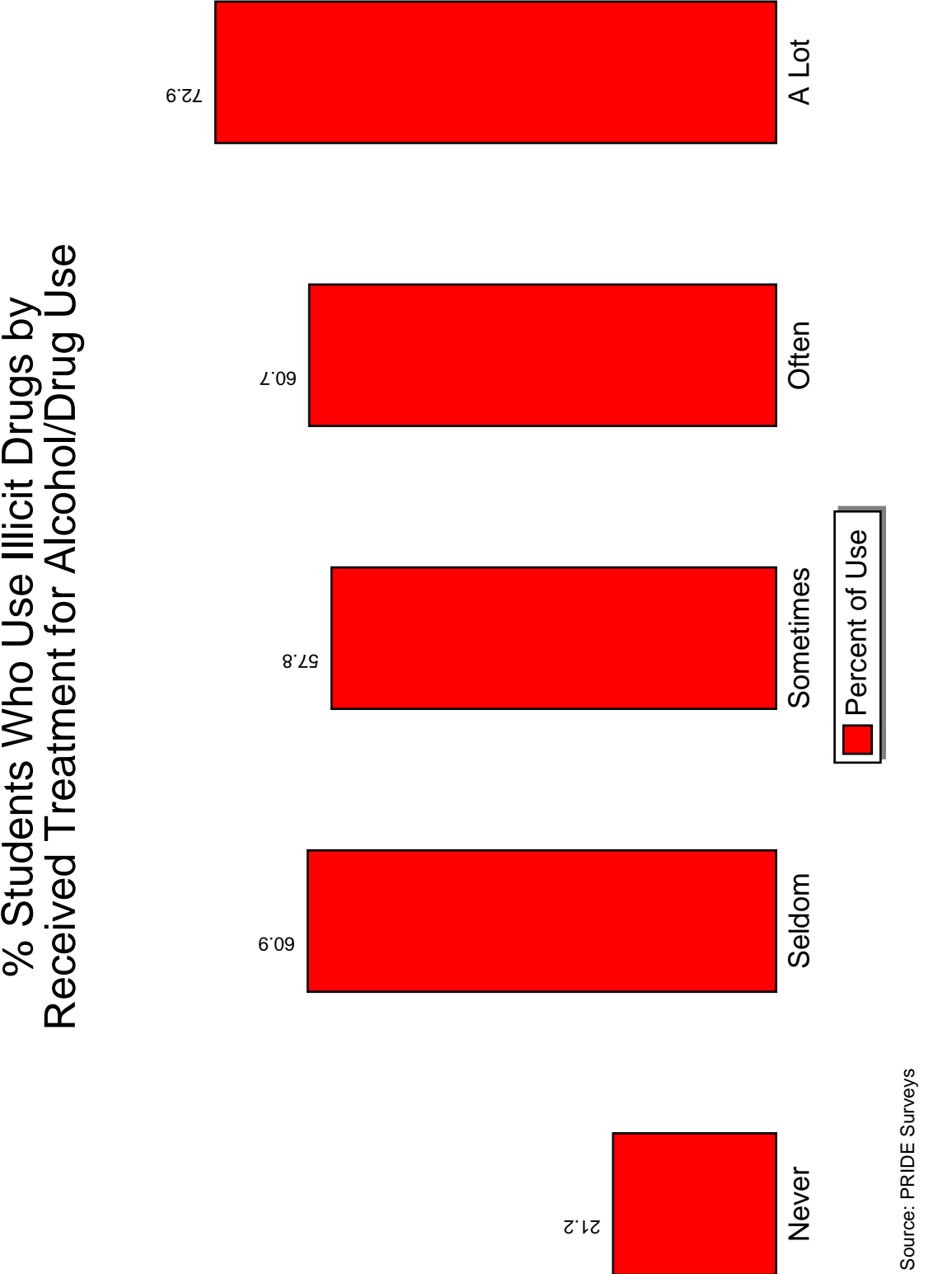
% Students Who Use Illicit Drugs by School Punishes for Breaking Rules

Figure 3.25: % Students Who Use Illicit Drugs by School Punishes for Breaking Rules



Source: PRIDE Surveys

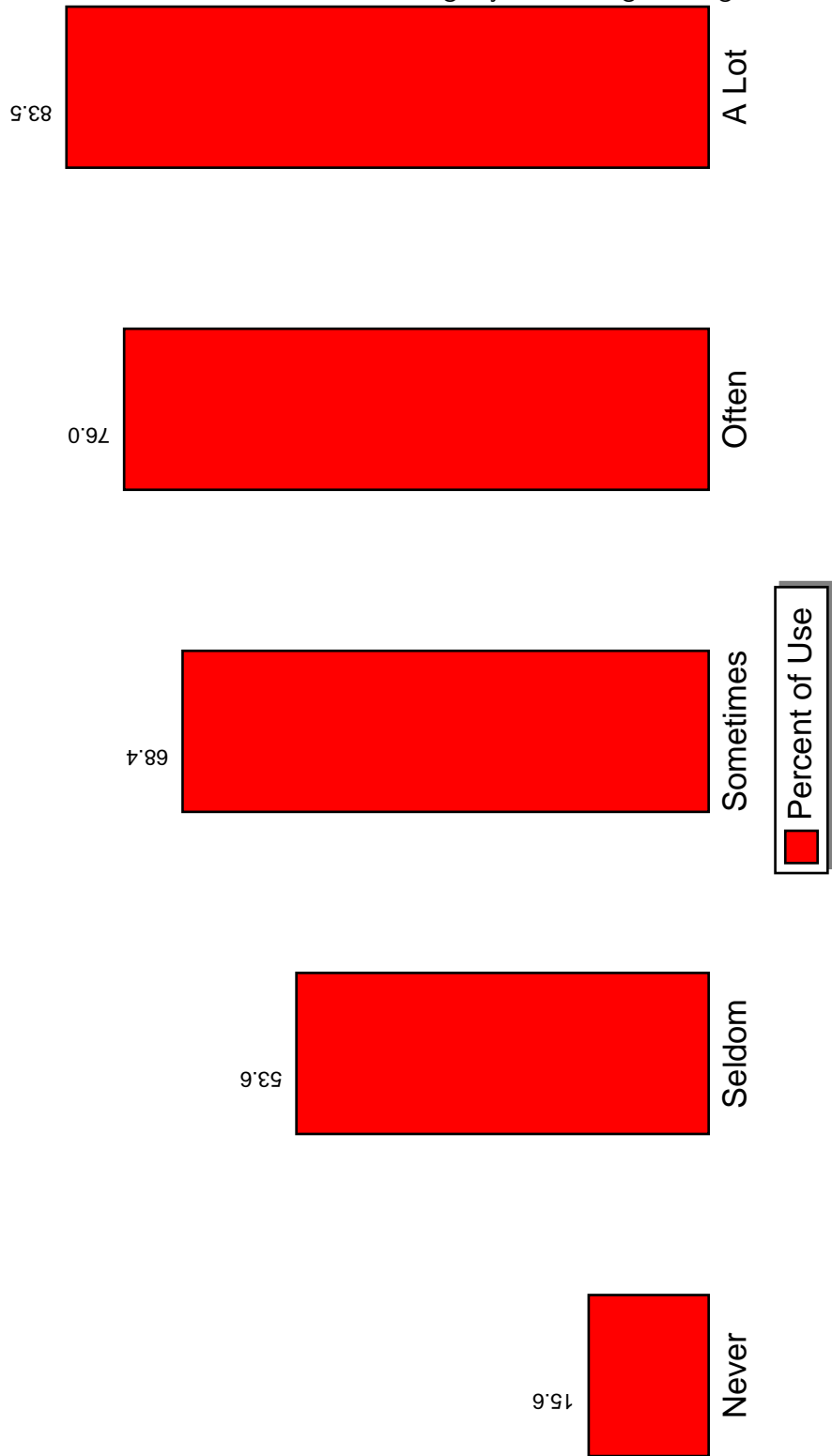
Figure 3.26: % Students Who Use Illicit Drugs by Received Treatment for Alcohol/Drug Use



Source: PRIDE Surveys

**% Students Who Use Illicit Drugs by
Been Caught Using Alcohol**

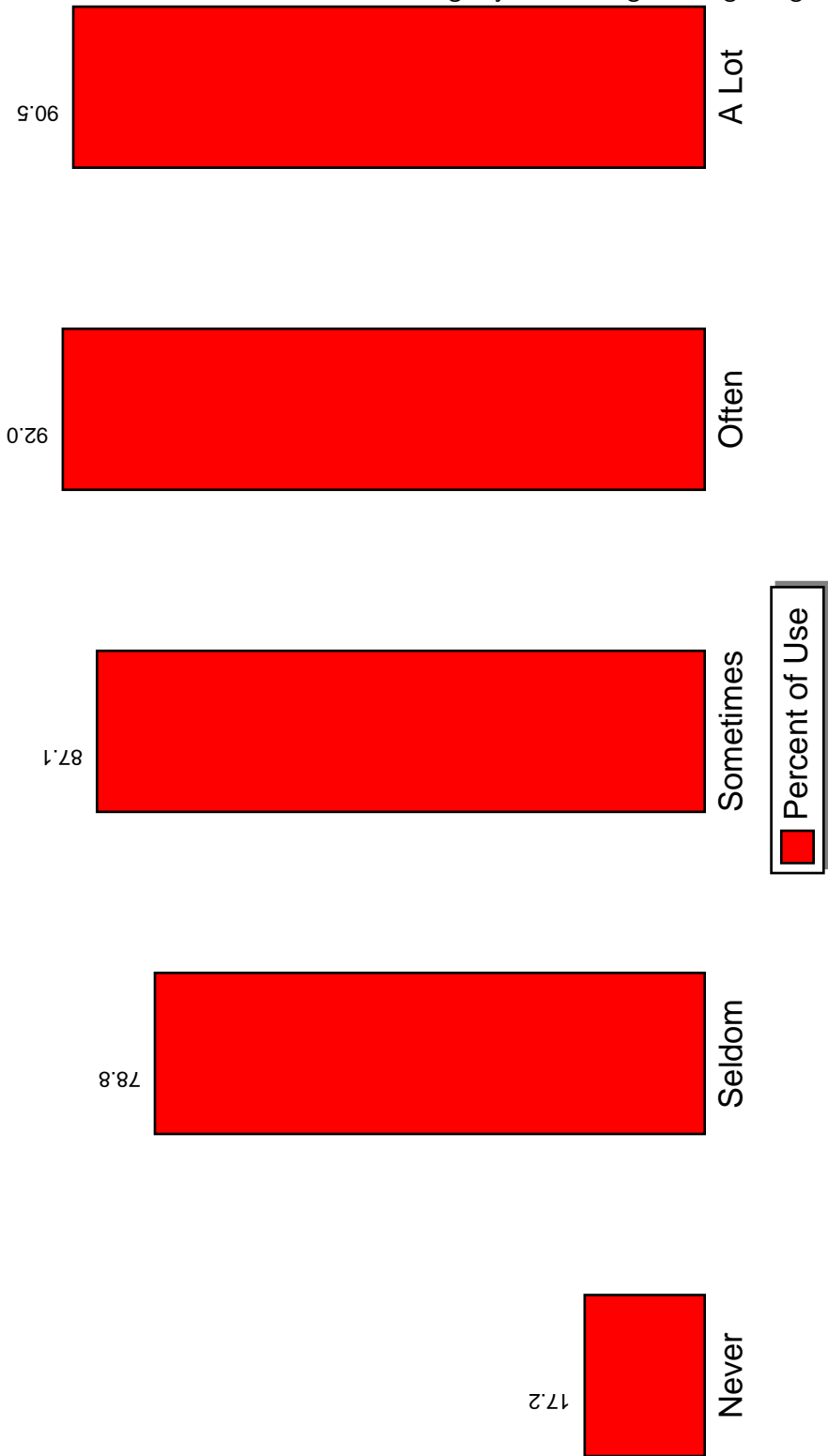
Figure 3.27: % Students Who Use Illicit Drugs by Been Caught Using Alcohol



Source: PRIDE Surveys

% Students Who Use Illicit Drugs by
Been Caught Using Drugs

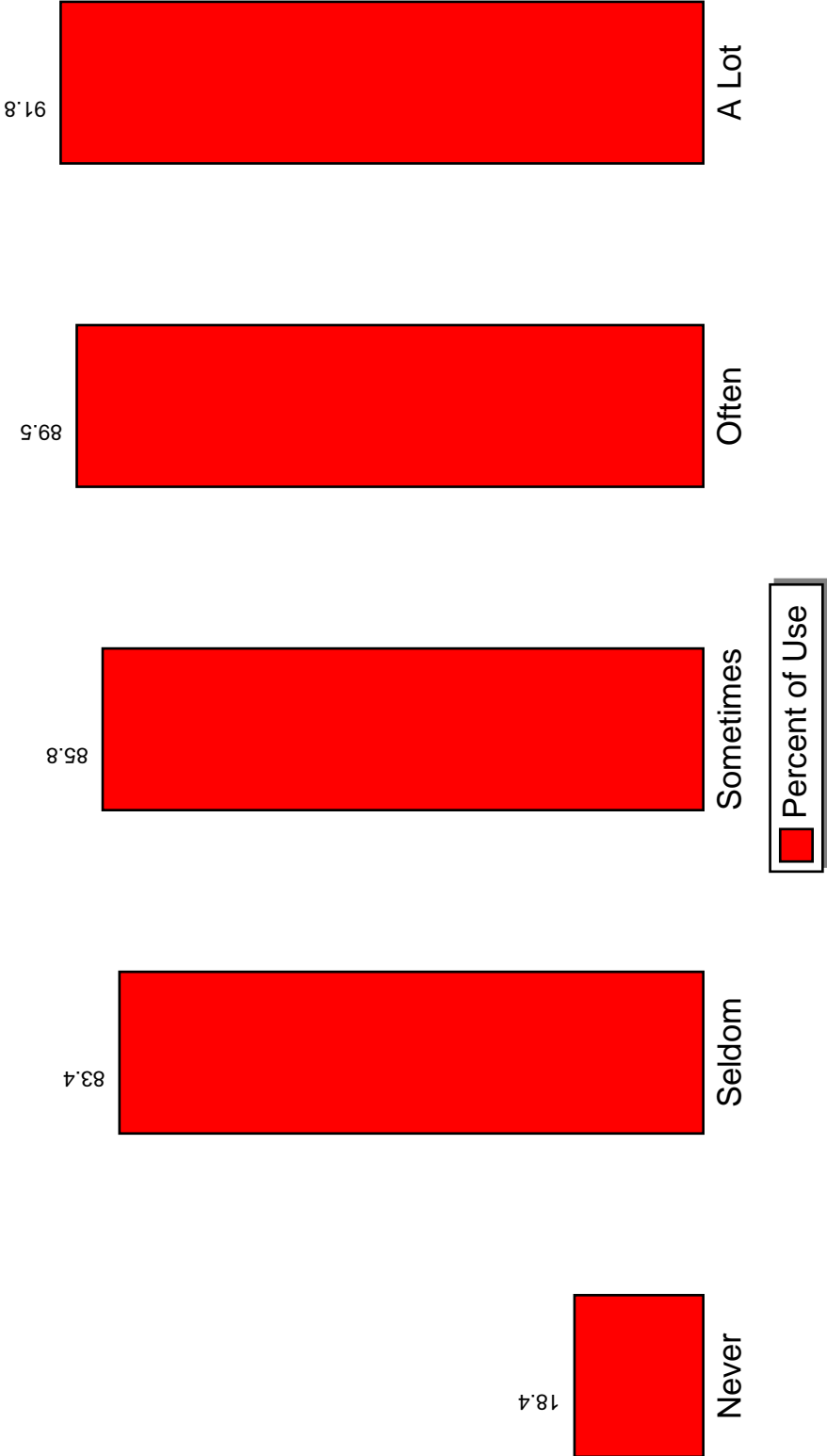
Figure 3.28: % Students Who Use Illicit Drugs by Been Caught Using Drugs



Source: PRIDE Surveys

% Students Who Use Illicit Drugs by Buy/Sell Drugs at School

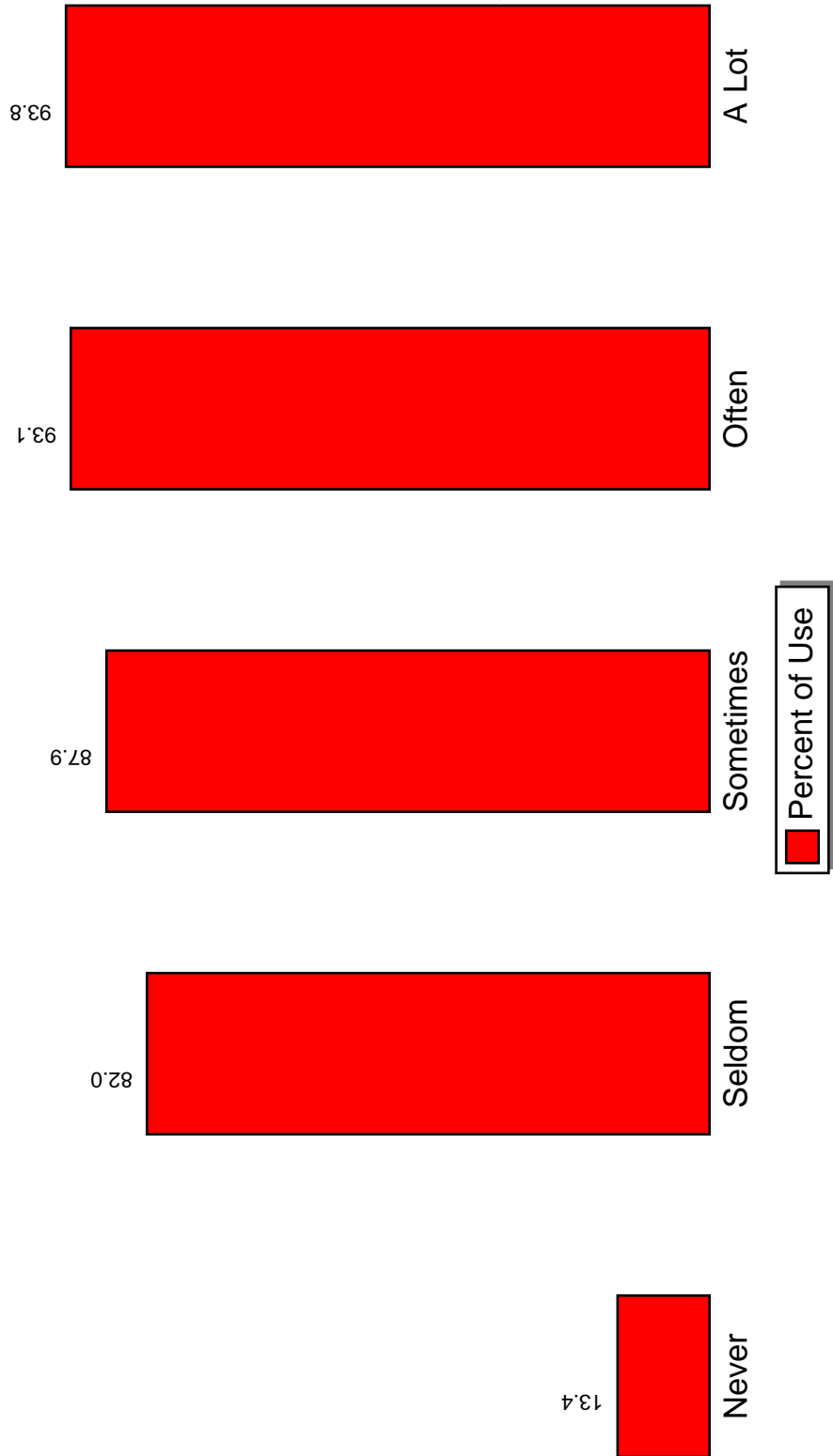
Figure 3.29: % Students Who Use Illicit Drugs by Buy/Sell Drugs at School



Source: PRIDE Surveys

% Students Who Use Illicit Drugs by Buy/Sell Drugs While NOT at School

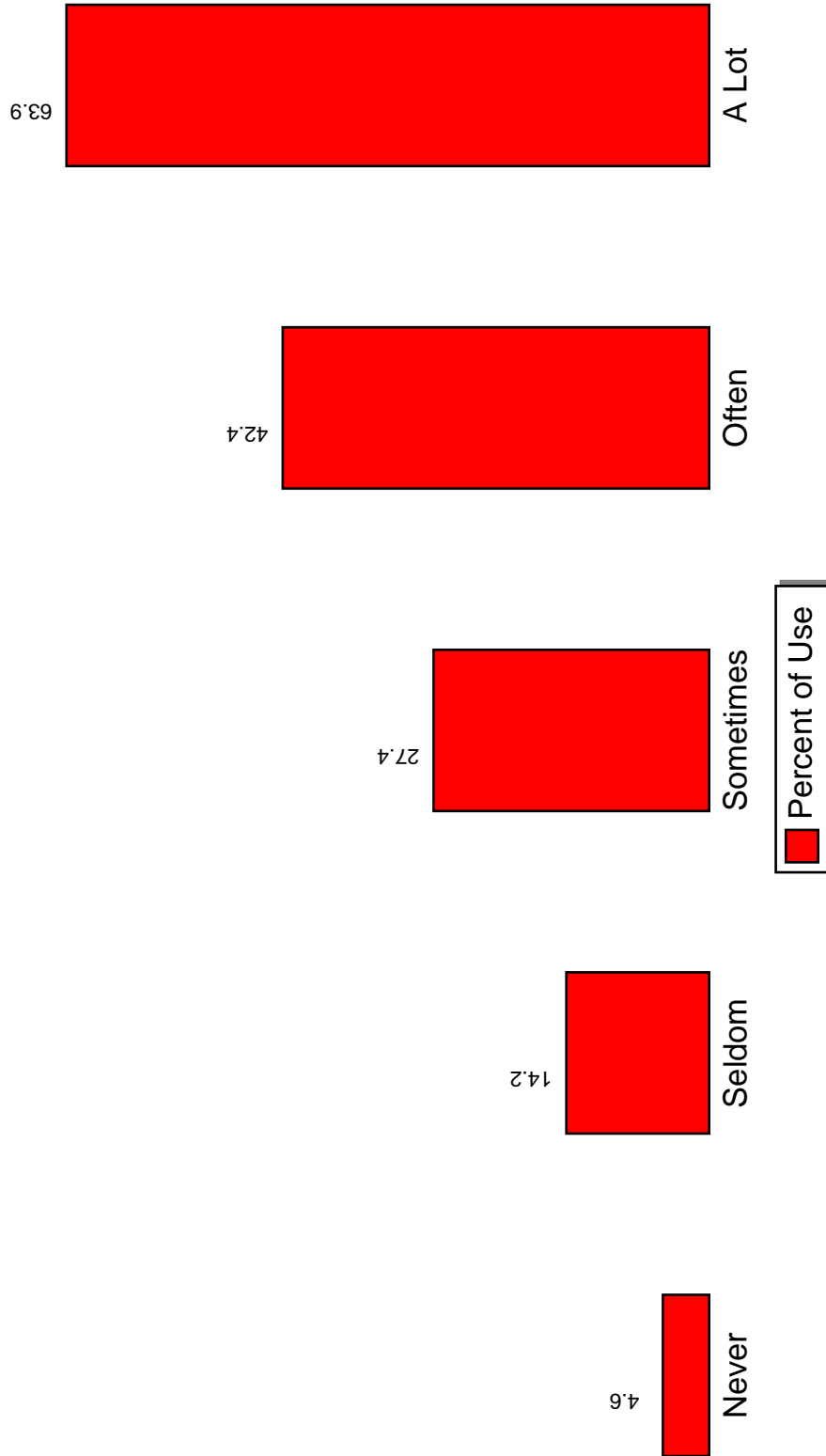
Figure 3.30: % Students Who Use Illicit Drugs by Buy/Sell Drugs While NOT at School



Source: PRIDE Surveys

% Students Who Use Illicit Drugs by Friends Use Alcohol

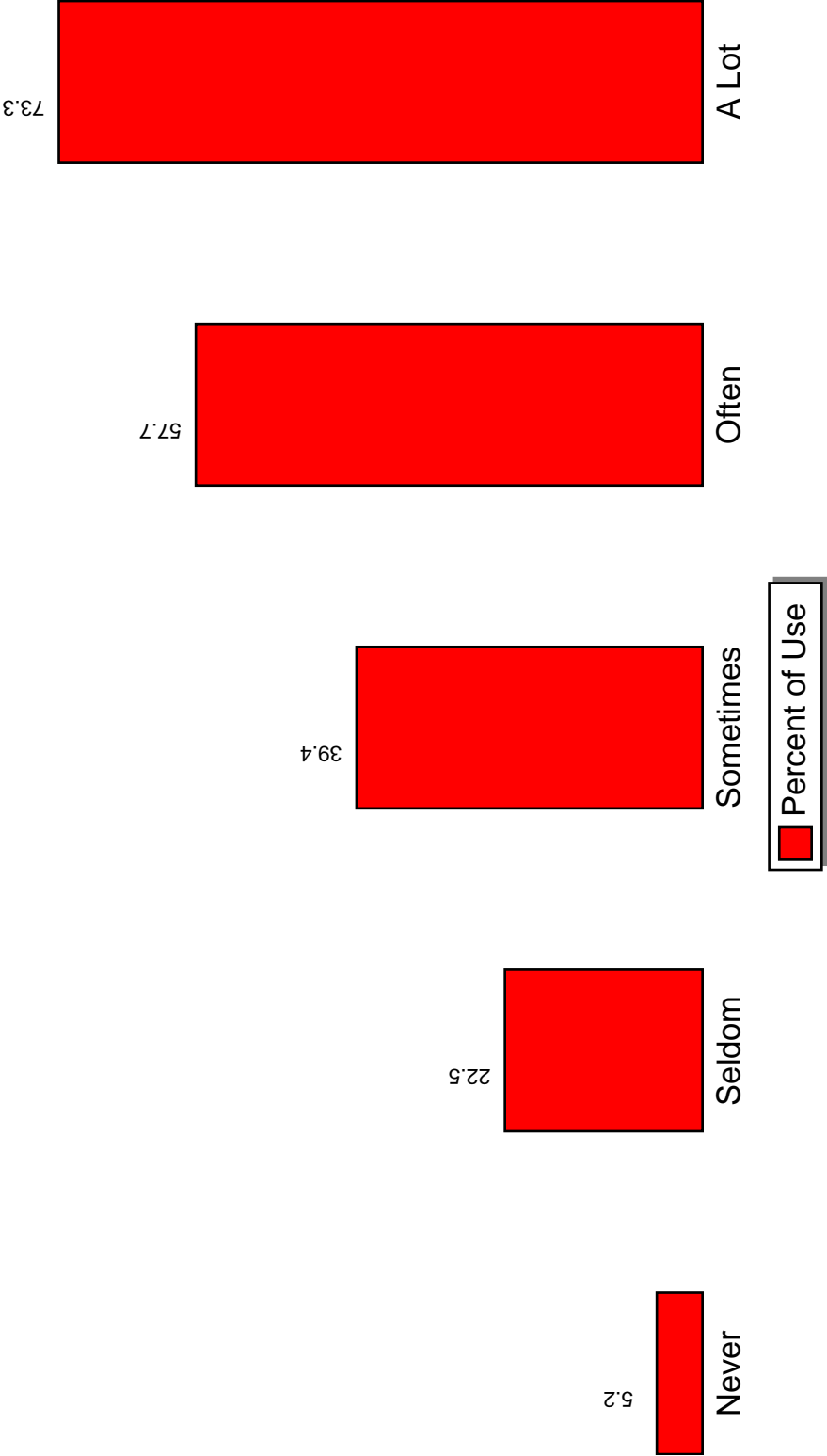
Figure 3.31: % Students Who Use Illicit Drugs by Friends Use Alcohol



Source: PRIDE Surveys

% Students Who Use Illicit Drugs by Friends Use Drugs

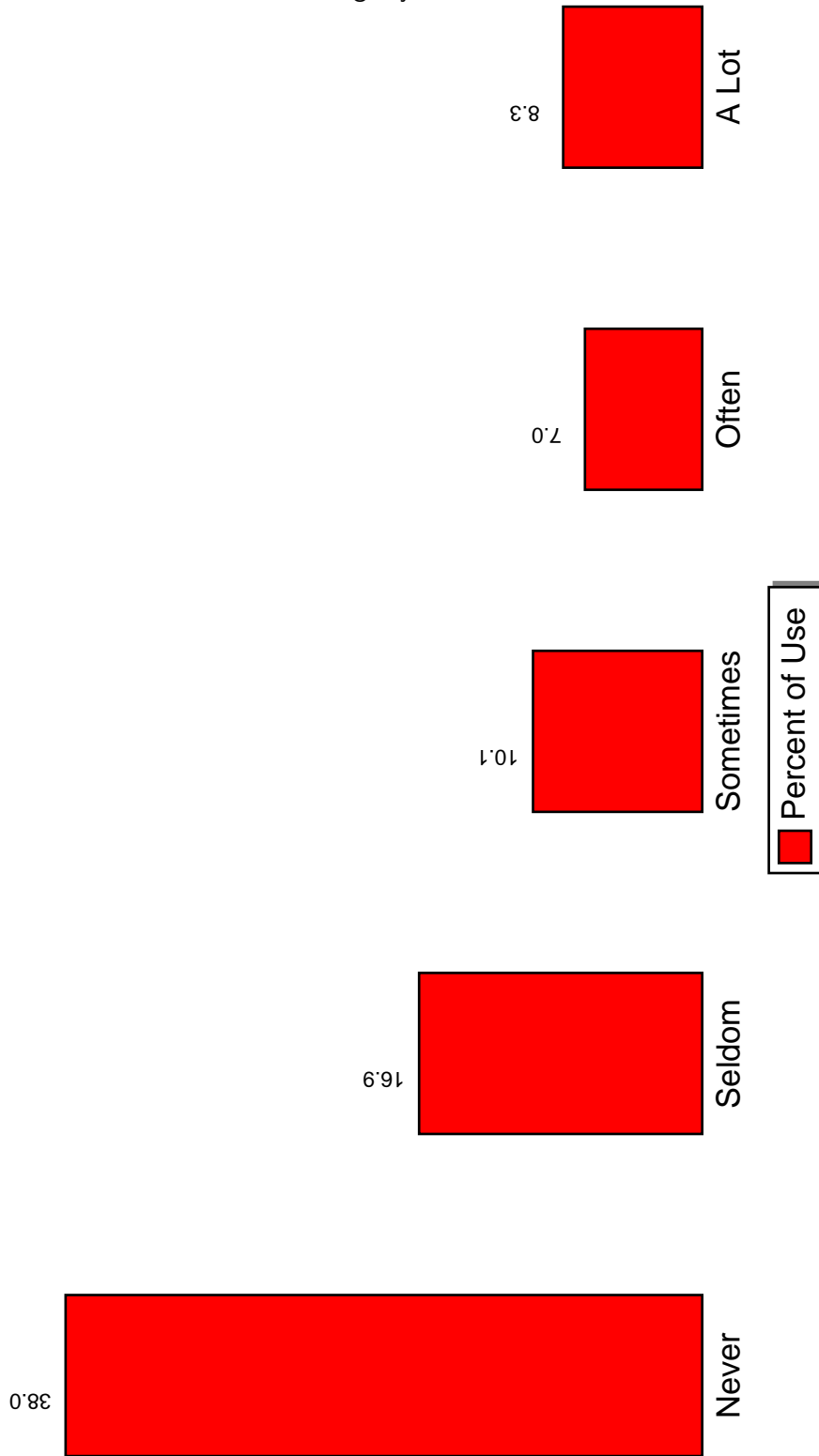
Figure 3.32: % Students Who Use Illicit Drugs by Friends Use Drugs



Source: PRIDE Surveys

% Students Who Use Illicit Drugs by Parents Set Rules About TV, Movies, etc.

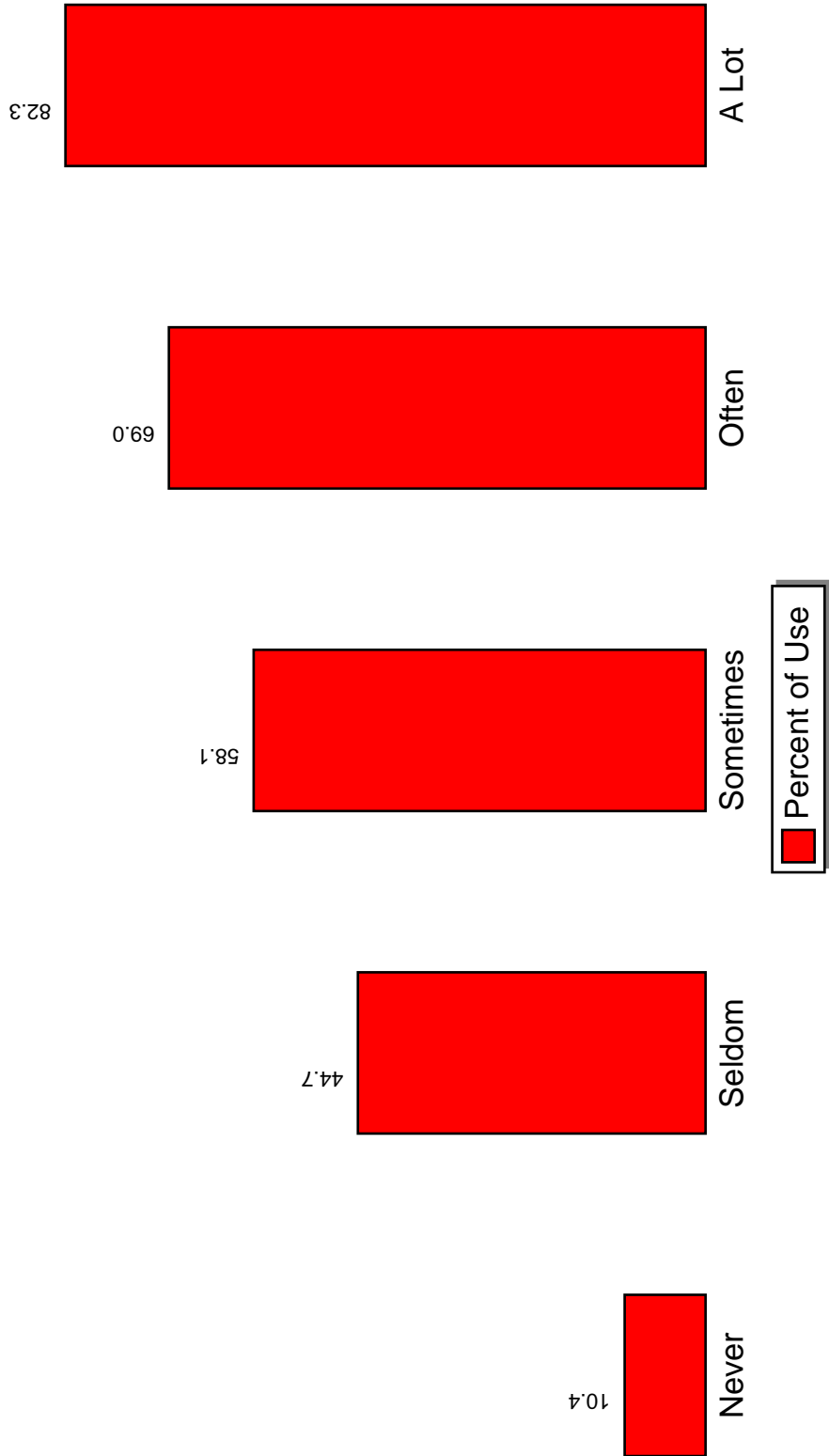
Figure 3.33: % Students Who Use Illicit Drugs by Parents Set Rules About TV, Movies, etc.



Source: PRIDE Surveys

% Students Who Use Illicit Drugs by Drinking 5 or More Glasses of Alcohol

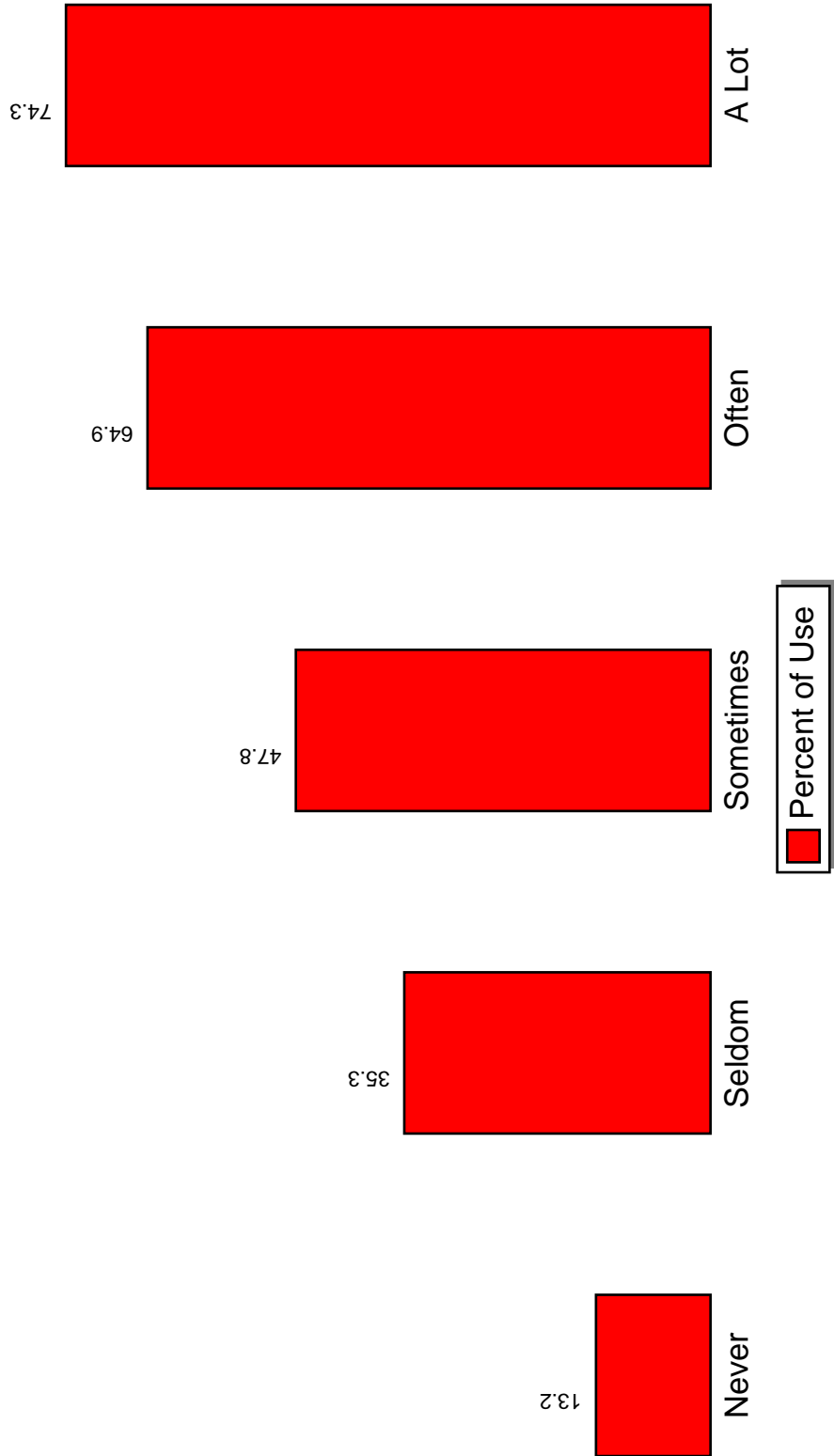
Figure 3.34: % Students Who Use Illicit Drugs by Drinking 5 or More Glasses of Alcohol



Source: PRIDE Surveys

% Students Who Use Illicit Drugs by Skipped School

Figure 3.35: % Students Who Use Illicit Drugs by Skipped School



Source: PRIDE Surveys

Chapter 4

Summary Statistics

The following graphs and tables summarize some of the *Student Information* questions in regards to drug use. These data are calculated by examining specific subsets of your population. For example, a percentage is calculated for students who report carrying a gun and their liquor use. This percentage is calculated as follows:

$$\frac{\text{Number of those reporting carrying a gun to school and claiming to use liquor}}{\text{Number of those reporting carrying a gun and validly responding to the question *How Often Do You Use Liquor*}}$$

The *Ratio* describes the relationship between the groups examined on each graph. For example, in looking at Guns vs No Guns if the cocaine ratio were 5.3 this would mean the percentage of students who report cocaine use was 5.3 times higher for students who report bringing a gun to school compared to those who don't.

4.1 Guns

Total number of students surveyed = 17184

629 students report carrying a gun to school. (3.9% of total responding)

Of the 629 students who report carrying a gun to school,

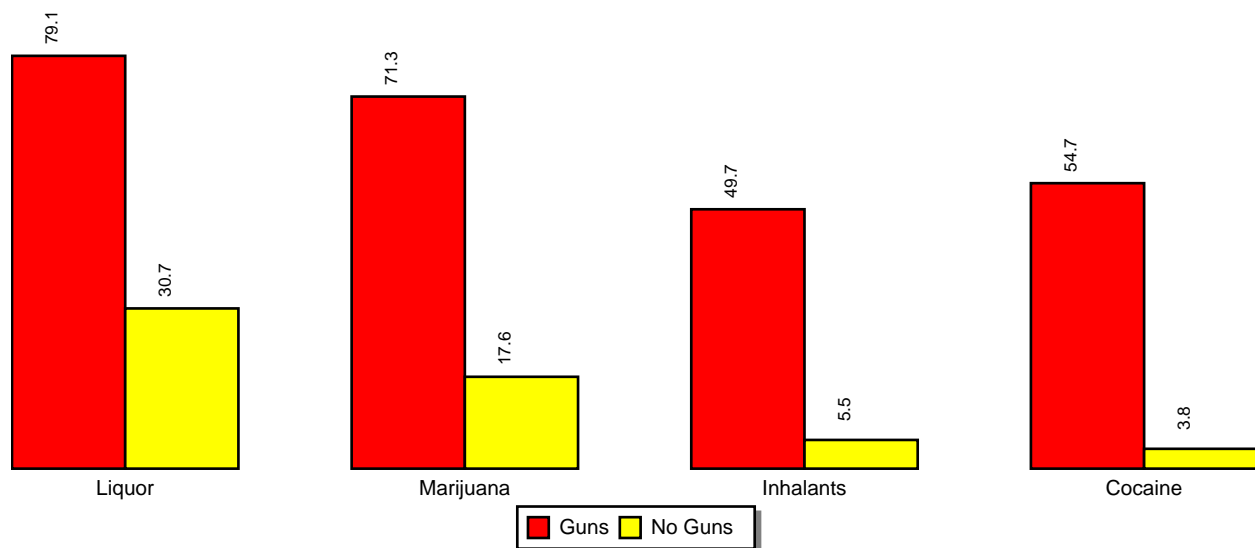
489 report using liquor (79.1%)

438 report using marijuana (71.3%).

307 report using inhalants (49.7%).

336 report using cocaine (54.7%).

Figure 4.1: Drug Use of Students Who Carry Guns vs Students Who Do Not
 Drug Use of Students Who Carry Guns vs Students Who Do Not



Source: PRIDE Surveys

Drug	Guns	No Guns	Ratio
Liquor	79.1%	30.7%	2.6
Marijuana	71.3%	17.6%	4.1
Cocaine	54.7%	3.8%	14.4
Inhalants	49.7%	5.5%	9.0
N of Students	629	15586	

4.2 Gangs

Total number of students surveyed = 17184

2094 students report taking part in gang activities, (12.3% of total responding)

Of the 2094 students who report taking part in gang activities,

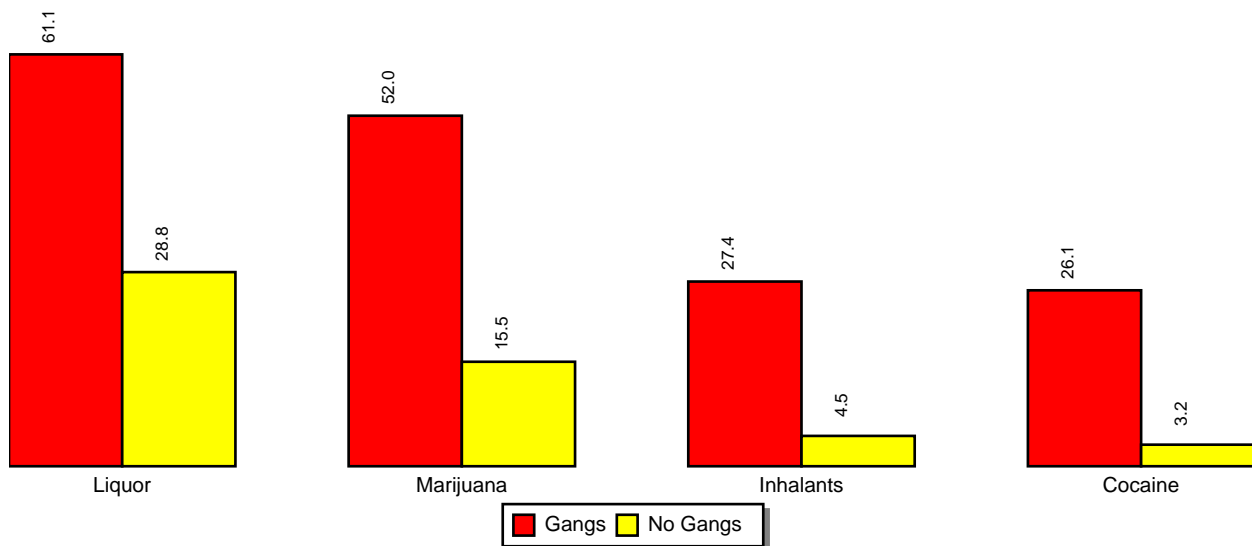
1234 report using liquor (61.1%)

1056 report using marijuana (52.0%).

556 report using inhalants (27.4%).

531 report using cocaine (26.1%).

Figure 4.2: Drug Use of Students In Gangs vs Students Not In Gangs
 Drug Use of Students In Gangs vs Students Not In Gangs



Source: PRIDE Surveys

Drug	Gangs	No Gangs	Ratio
Liquor	61.1%	28.8%	2.1
Marijuana	52.0%	15.5%	3.4
Cocaine	26.1%	3.2%	8.2
Inhalants	27.4%	4.5%	6.1
N of Students	2094	14872	

4.3 Suicide

Total number of students surveyed = 17184

1294 students report thinking *Often* or *A Lot* about committing suicide. (7.6% of total responding)

Of the 1294 students thinking *Often* or *A Lot* about committing suicide,

761 report using liquor (60.4%)

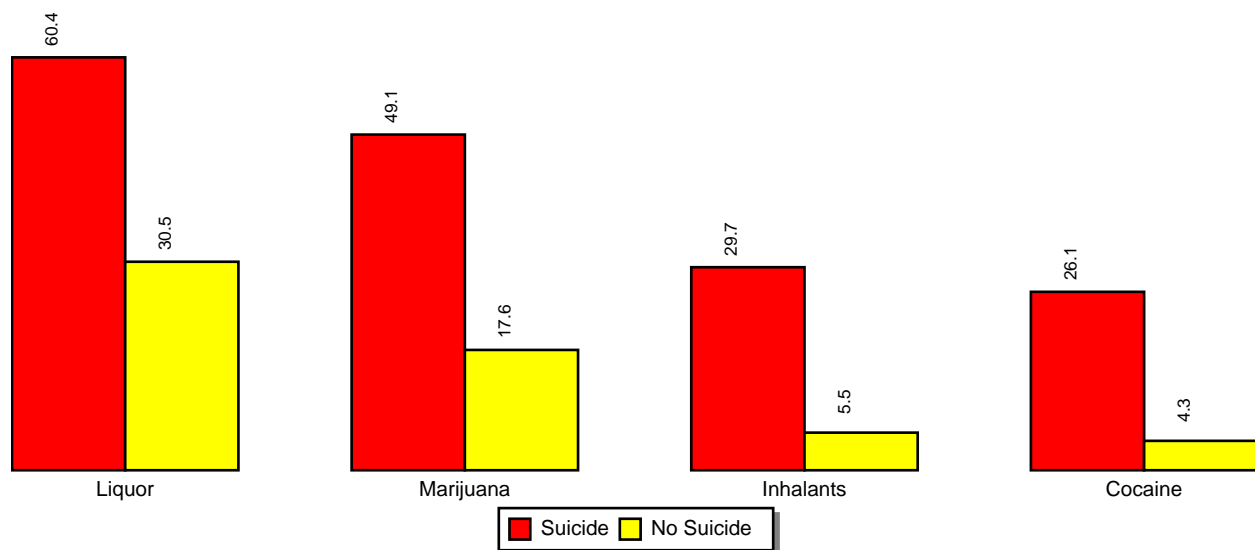
618 report using marijuana (49.1%).

375 report using inhalants (29.7%).

329 report using cocaine (26.1%).

Figure 4.3: Drug Use of Students Who Think of Suicide

Drug Use of Students Who Think of Suicide Often or a Lot vs Students Who Do Not



Source: PRIDE Surveys

Drug	Suicide	No Suicide	Ratio
Liquor	60.4%	30.5%	2.0
Marijuana	49.1%	17.6%	2.8
Cocaine	26.1%	4.3%	6.1
Inhalants	29.7%	5.5%	5.4
N of Students	1294	15645	

4.4 Threatening Behaviors

Total number of students surveyed = 17184

5954 students report threatening to harm another student. (36.6% of total responding)

Of the 5954 students who report threatening to harm,

531 report carrying a gun to school (9.0%)

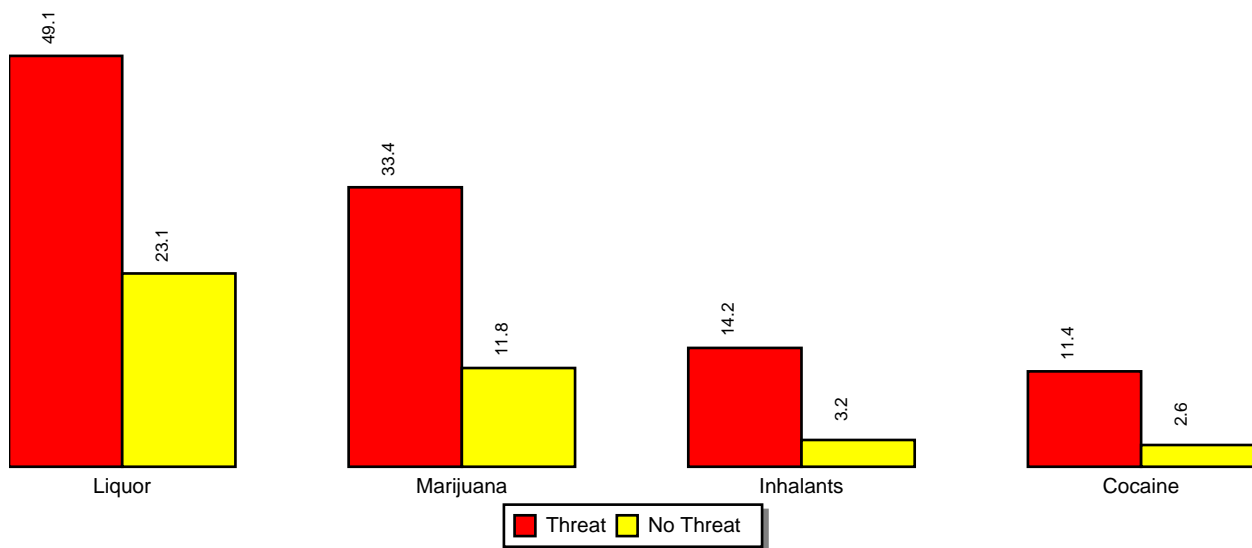
2876 report using liquor (49.1%)

1955 report using marijuana (33.4%).

829 report using inhalants (14.2%).

672 report using cocaine (11.4%).

Figure 4.4: Drug Use of Students Who Threaten vs Students Who Do Not
Drug Use of Students Who Threaten vs Students Who Do Not



Source: PRIDE Surveys

Drug	Threat	No Threat	Ratio
Liquor	49.1%	23.1%	2.1
Marijuana	33.4%	11.8%	2.8
Cocaine	11.4%	2.6%	4.4
Inhalants	14.2%	3.2%	4.4
N of Students	5954	10318	

4.5 Trouble With The Police

Total number of students surveyed = 17184

4061 students report getting in trouble with the police. (24.1% of total responding)

Of the 4061 students who report getting in trouble with the police,

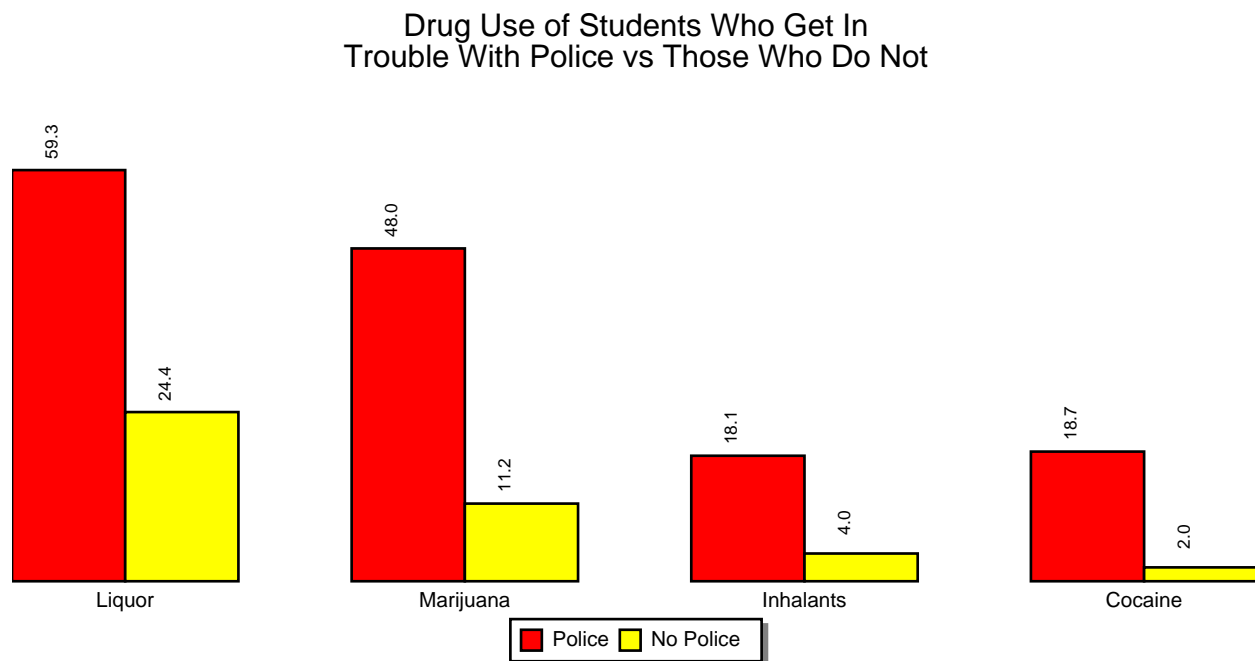
2341 report using liquor (59.3%)

1899 report using marijuana (48.0%).

717 report using inhalants (18.1%).

740 report using cocaine (18.7%).

Figure 4.5: Drug Use of Students Who Get In Trouble With Police vs Those Who Do Not



Drug	Police	No Police	Ratio
Liquor	59.3%	24.4%	2.4
Marijuana	48.0%	11.2%	4.3
Cocaine	18.7%	2.0%	9.4
Inhalants	18.1%	4.0%	4.5
N of Students	4061	12798	

4.6 Personal Safety

Total number of students surveyed = 17184

4106 students report being afraid another student will hurt them at school. (25.5% of total responding)

Of these 4106 students, 308 report carrying a gun to school (7.6%).

3628 students report getting hurt at school. (22.4% of total responding)

Of these 3628 students, 394 report carrying a gun to school (11.0%).

4.7 Risk and Protective Factors

A *risk factor* is any characteristic which researchers have linked to a higher incidence of drug use. A *protective factor* is any characteristic which has been linked to a lower incidence of drug use. The following analysis of local risk and protective factors does not consider any cause and effect, only a *relationship* between student characteristics and drug use. Community, School, Family and Individual risk and protective factors are grouped accordingly and discussed.

4.7.1 Community - Risk Factors

FACTOR	% AT RISK
Join in community activities (<i>Never/Seldom</i>)	51.4%
Attend church or synagogue (<i>Never/Seldom</i>)	34.3%
Take part in gangs (<i>Seldom/Some/Often/A Lot</i>)	12.3%
Substance Availability (<i>Fairly/Very Easy to get</i>)	
Cigarettes	52.6%
Smokeless Tobacco	39.5%
Cigars	36.3%
Beer	50.6%
Wine Coolers	46.1%
Liquor	42.2%
Marijuana	34.5%
Cocaine	18.8%
Uppers	17.9%
Downers	19.2%
Inhalants	30.6%
Hallucinogens	16.2%
Heroin	14.6%
Steroids	16.4%
Ecstasy	16.5%
OxyContin	17.4%

The above survey results show community risk factors. These factors include *low neighborhood attachment* (never or seldom participate in community activities, church or synagogue); *community disorganization and norms favorable toward drug use* (student participation in gangs); and *availability of alcohol and other drugs* (fairly or very easy to get alcohol and other drugs). Note that a higher risk factor indicates an increased probability of involvement in drug use.

4.7.2 Community - Protective Factors

FACTOR	% PROTECTED
Join in community activities (<i>Often/A Lot</i>)	31.5%
Attend church or synagogue (<i>Often/A Lot</i>)	47.3%
Take part in gangs (<i>Never</i>)	87.7%
Substance Availability (<i>Cannot Get</i>)	
Cigarettes	38.5%
Smokeless Tobacco	50.4%
Cigars	51.2%
Beer	37.8%
Wine Coolers	41.5%
Liquor	44.7%
Marijuana	52.7%
Cocaine	63.5%
Uppers	64.9%
Downers	64.4%
Inhalants	59.0%
Hallucinogens	66.3%
Heroin	67.3%
Steroids	66.7%
Ecstasy	66.2%
OxyContin	66.5%

The above survey results show community protective factors. These factors include *supportive networks and social bonds* (participate in community activities, church or synagogue often or a lot); *community organization and norms favorable to support non-use among youth* (never participate in gangs); and *limited availability of alcohol and other drugs* (cannot get alcohol and other drugs). Note that a higher protective factor indicates a decreased probability of involvement in drug use.

4.7.3 School - Risk Factors

FACTOR	% AT RISK
Make good grades (<i>Never/Seldom</i>)	4.7%
Play on school sports teams (<i>Never/Seldom</i>)	48.8%
Join in school activities (<i>Never/Seldom</i>)	45.9%
Trouble at school (<i>Often/A Lot</i>)	7.4%

The above survey results show school risk factors. These factors include *academic failure* (never or seldom make good grades); *low commitment to school* (never or seldom join in school activities or sports teams); and *early anti-social behavior* (get into trouble at school often or a lot).

4.7.4 School - Protective Factors

FACTOR	% PROTECTED
Make good grades (<i>Often/A Lot</i>)	67.4%
Play on school sports teams (<i>Often/A Lot</i>)	36.1%
Join in school activities (<i>Often/A Lot</i>)	37.2%
Trouble at school (<i>Never/Seldom</i>)	73.6%

The above survey results show school protective factors. These factors include *high academic expectations, goal setting and mastery* (make good grades often or a lot); *active involvement in extracurricular activities sponsored by the school* (join in school activities or sports teams often or a lot); and *pro-social development* (never or seldom get into trouble at school).

4.7.5 Family - Risk Factors

FACTOR	% AT RISK
Parents talk about tobacco (<i>Never/Seldom</i>)	43.8%
Parents talk about alcohol (<i>Never/Seldom</i>)	45.0%
Parents talk about drugs (<i>Never/Seldom</i>)	40.5%
Parents set clear rules (<i>Never/Seldom</i>)	11.2%
Parents enforce rules (<i>Never/Seldom</i>)	18.1%

The above survey results show family risk factors. These factors include *weak parental attitudes towards use* (parents never or seldom talk to their children about the harmful effects of using drugs); and *family management problems* (parents never or seldom set clear rules and never or seldom enforce those rules).

4.7.6 Family - Protective Factors

FACTOR	% PROTECTED
Parents talk about tobacco (<i>Often/A Lot</i>)	28.1%
Parents talk about alcohol (<i>Often/A Lot</i>)	28.1%
Parents talk about drugs (<i>Often/A Lot</i>)	32.8%
Parents set clear rules (<i>Often/A Lot</i>)	71.2%
Parents enforce rules (<i>Often/A Lot</i>)	58.6%

The above survey results show family protective factors. These factors include *strong parental attitudes against adolescent drug use* (parents talk to their children about the harmful effects of using drugs often or a lot); *parents' clear expectations of their children* (parents set clear rules often or a lot); and *discipline* (parents punish their children often or a lot when they break the rules).

4.7.7 Individual - Risk Factors

FACTOR	% AT RISK
Threaten students (<i>One or more times</i>)	36.6%
Trouble with police (<i>Seldom/Sometimes/Often/A Lot</i>)	24.1%
Think about suicide (<i>Often/A Lot</i>)	7.6%
Harmful to health (<i>No/Some Harm</i>)	
Cigarettes	19.6%
Smokeless Tobacco	24.4%
Cigars	26.8%
Beer	44.2%
Wine Coolers	56.1%
Liquor	32.0%
Marijuana	20.2%
Cocaine	6.9%
Uppers	9.6%
Downers	14.2%
Inhalants	18.1%
Hallucinogens	9.5%
Heroin	6.9%
Steroids	13.5%
Ecstasy	9.0%
OxyContin	11.5%

The above survey results show individual risk factors. These include *anti-social behavior in early adolescence and rebelliousness* (threaten to harm others and get in trouble with the police); *alienation* (think about suicide often or a lot); and *favorable attitudes towards drug use* (feel drugs are not harmful, sometimes harmful).

4.7.8 Individual - Protective Factors

FACTOR	% PROTECTED
Threaten students (<i>Never</i>)	63.4%
Trouble with police (<i>Never</i>)	75.9%
Think about suicide (<i>Never/Seldom</i>)	84.2%
<hr/>	
Harmful to health (<i>Very Much</i>)	
Cigarettes	47.1%
Smokeless Tobacco	43.7%
Cigars	40.8%
Beer	29.2%
Wine Coolers	22.9%
Liquor	38.0%
Marijuana	62.5%
Cocaine	81.3%
Uppers	72.2%
Downers	62.9%
Inhalants	58.7%
Hallucinogens	72.2%
Heroin	79.8%
Steroids	62.1%
Ecstasy	74.8%
OxyContin	69.0%

The above survey results show individual protective factors. These include *respect for authority* (never threaten to harm students or teachers and never get into trouble with the police); *feeling of belonging*, *higher respect for self* (think about suicide never or seldom); and *unfavorable attitudes towards drug use* (feel drugs are very much harmful).

Chapter 5

Drug-Free Communities Support Program - OJJDP Required Statistics

The following tables contain data that is requested by the Office of Juvenile Justice and Drug Prevention on the Drug-Free Communities Support Program form. Some of the wording of questions asked by the OJJDP differ somewhat from those asked by the **PRIDE Surveys Questionnaire**. The following is a list of the OJJDP requested statistics and their **PRIDE Surveys** equivalent. The **PRIDE Surveys Questionnaire** can be used to reliably measure and monitor change in all of these areas.

30-Day Use The question *How often do you use* is used to measure this statistic by reporting the percentage of students who report using *Once a Month* or more often.

Perception of Risk The question *Do you feel the following drugs are harmful to your health* is used to measure this statistic by reporting the percentage of students who report that using the drug is *Harmful* or *Very Harmful* to their health.

Perception of Disapproval The question *Would your parents disapprove of you...* and *Would your friends disapprove of you...* are used to measure this statistic by reporting the percentage of students who report that parents/friends would *Disapprove* or *Strongly Disapprove* of using tobacco, alcohol and marijuana.

Age of Onset The question *At what age did you first use...* is used to measure this statistic. The possible responses to this question range from *8 or Under* to *17 or Older*. The table shows the age range that represents the average category score for this question of those students who answered the question with a response other than *Never Used*.

5.1 Monthly Use

Table 5.1: Monthly Use of Alcohol

Grade Level	N of Valid	N of Miss	Percent of Use
6th	2856	61	5.5
7th	2211	29	10.3
8th	4020	58	16.9
9th	1694	34	27.9
10th	3434	54	32.8
11th	1265	21	41.4
12th	1423	24	46.2
Jr Hi	9087	148	11.7
Sr Hi	7816	133	35.6
Total	16903	281	22.7

Table 5.2: Monthly Use of Tobacco

Grade Level	N of Valid	N of Miss	Percent of Use
6th	2865	52	6.1
7th	2214	26	10.6
8th	4028	50	15.3
9th	1697	31	25.5
10th	3439	49	27.3
11th	1269	17	37.6
12th	1426	21	40.7
Jr Hi	9107	128	11.2
Sr Hi	7831	118	31.0
Total	16938	246	20.4

Table 5.3: Monthly Use of Marijuana

Grade Level	N of Valid	N of Miss	Percent of Use
6th	2829	88	2.7
7th	2195	45	5.5
8th	3988	90	8.6
9th	1686	42	16.3
10th	3411	77	18.2
11th	1255	31	25.8
12th	1416	31	25.7
Jr Hi	9012	223	6.0
Sr Hi	7768	181	20.4
Total	16780	404	12.6

5.2 Perception of Risk

Table 5.4: Perception of Risk of Alcohol

Grade Level	N of Valid	N of Miss	Harmful or Very Harmful
6th	2854	63	85.4
7th	2195	45	81.4
8th	4007	71	72.8
9th	1693	35	62.4
10th	3417	71	65.2
11th	1262	24	58.2
12th	1413	34	58.2
Jr Hi	9056	179	78.9
Sr Hi	7785	164	62.2
Total	16841	343	71.2

Table 5.5: Perception of Risk of Tobacco

Grade Level	N of Valid	N of Miss	Harmful or Very Harmful
6th	2860	57	93.0
7th	2200	40	90.8
8th	4020	58	87.7
9th	1700	28	79.5
10th	3425	63	84.9
11th	1265	21	80.4
12th	1415	32	82.8
Jr Hi	9080	155	90.1
Sr Hi	7805	144	82.6
Total	16885	299	86.6

Table 5.6: Perception of Risk of Marijuana

Grade Level	N of Valid	N of Miss	Harmful or Very Harmful
6th	2826	91	93.5
7th	2182	58	89.5
8th	3981	97	85.2
9th	1685	43	73.5
10th	3400	88	73.0
11th	1252	34	60.9
12th	1406	41	62.4
Jr Hi	8989	246	88.8
Sr Hi	7743	206	69.2
Total	16732	452	79.8

5.3 Perception of Disapproval

Table 5.7: Perception of Parents Disapproval of Tobacco

Grade Level	N of Valid	N of Miss	Disapprove or Strongly Disapprove
6th	2626	291	80.0
7th	2125	115	81.2
8th	3844	234	83.2
9th	1597	131	79.2
10th	3258	230	79.5
11th	1178	108	75.8
12th	1321	126	77.8
Jr Hi	8595	640	81.7
Sr Hi	7354	595	78.5
Total	15949	1235	80.3

Table 5.8: Perception of Parents Disapproval of Alcohol

Grade Level	N of Valid	N of Miss	Disapprove or Strongly Disapprove
6th	2614	303	78.5
7th	2126	114	80.5
8th	3829	249	80.3
9th	1592	136	76.6
10th	3246	242	76.4
11th	1178	108	73.7
12th	1320	127	74.6
Jr Hi	8569	666	79.8
Sr Hi	7336	613	75.7
Total	15905	1279	77.9

Table 5.9: Perception of Parents Disapproval of Marijuana

Grade Level	N of Valid	N of Miss	Disapprove or Strongly Disapprove
6th	2616	301	80.6
7th	2122	118	83.3
8th	3823	255	85.6
9th	1592	136	82.6
10th	3242	246	83.4
11th	1174	112	82.3
12th	1317	130	83.8
Jr Hi	8561	674	83.5
Sr Hi	7325	624	83.1
Total	15886	1298	83.3

Table 5.10: Perception of Friends Disapproval of Tobacco

Grade Level	N of Valid	N of Miss	Disapprove or Strongly Disapprove
6th	2589	328	62.3
7th	2099	141	56.3
8th	3789	289	52.1
9th	1575	153	44.9
10th	3203	285	39.2
11th	1162	124	31.8
12th	1302	145	33.8
Jr Hi	8477	758	56.2
Sr Hi	7242	707	38.3
Total	15719	1465	48.0

Table 5.11: Perception of Friends Disapproval of Alcohol

Grade Level	N of Valid	N of Miss	Disapprove or Strongly Disapprove
6th	2577	340	62.0
7th	2096	144	55.6
8th	3781	297	48.0
9th	1574	154	38.4
10th	3209	279	29.6
11th	1160	126	23.1
12th	1302	145	22.7
Jr Hi	8454	781	54.2
Sr Hi	7245	704	29.2
Total	15699	1485	42.7

Table 5.12: Perception of Friends Disapproval of Marijuana

Grade Level	N of Valid	N of Miss	Disapprove or Strongly Disapprove
6th	2570	347	65.3
7th	2096	144	60.0
8th	3774	304	56.8
9th	1567	161	52.3
10th	3211	277	46.0
11th	1158	128	38.9
12th	1299	148	43.9
Jr Hi	8440	795	60.2
Sr Hi	7235	714	45.8
Total	15675	1509	53.6

5.4 Age of First Use

Table 5.13: When did you first use any alcohol?

Grade Level	N of Valid	N of Miss	Avg Cat Score	Rounded Cat Score	Avg Age Cat
6th	2822	84	3.578	4	10
7th	2209	39	4.361	4	10
8th	3986	89	5.087	5	11
9th	1671	47	5.696	6	12
10th	3323	92	6.372	6	12
11th	1125	117	6.458	6	12
12th	1157	153	6.546	7	13
Jr Hi	9017	212	4.646	5	11
Sr Hi	7276	409	6.278	6	12
Total	16293	621	5.630	6	12

Table 5.14: When did you first use any tobacco?

Grade Level	N of Valid	N of Miss	Avg Cat Score	Rounded Cat Score	Avg Age Cat
6th	2826	83	3.744	4	10
7th	2210	35	4.387	4	10
8th	3994	81	4.944	5	11
9th	1684	45	5.416	5	11
10th	3360	79	6.015	6	12
11th	1166	82	5.901	6	12
12th	1229	112	6.056	6	12
Jr Hi	9030	199	4.587	5	11
Sr Hi	7439	318	5.883	6	12
Total	16469	517	5.388	5	11

Table 5.15: When did you first use marijuana?

Grade Level	N of Valid	N of Miss	Avg Cat Score	Rounded Cat Score	Avg Age Cat
6th	2807	110	4.583	5	11
7th	2195	45	5.417	5	11
8th	3975	103	5.934	6	12
9th	1670	58	6.473	6	12
10th	3383	105	7.348	7	13
11th	1234	52	7.705	8	14
12th	1386	61	7.944	8	14
Jr Hi	8977	258	5.656	6	12
Sr Hi	7673	276	7.414	7	13
Total	16650	534	6.969	7	13

Chapter 6

Percentage Tables

This chapter contains your school survey results in tabular form. Each table corresponds to an item on the questionnaire. The tables contain percentage data by grade level, *Junior High* (grades 6 through 8), *Senior High* (grades 9 through 12), and *Total*. The *N of Valid* column contains the number of students responding to the item and the *N of Missing* column contains the number of students not responding to the item. The remaining columns contain the percentages of students responding to the particular response categories.

The percentage tables of the report appear in the same order as corresponding questions on the questionnaire. The Table of Contents contains the percentage tables by section and gives the page number where each section is located. The List of Tables contains the location of each individual table.

The last section of tables presents the frequency of drug use *How Often Do You Use* data with the categories *collapsed* as follows:

- Daily Use – Every Day
- Weekly Use – Once/Week + 3 Times/Week + Every Day
- Monthly Use – Once/Month + Twice/Month + Once/Week + 3 Times/Week + Every Day
- Annual Use – Once/Year + 6 Times/Year + Once/Month + Twice/Month + Once/Week + 3 Times/Week + Every Day

Three additional drug use categories have been created for the question *How Often Do You Use* by combining the existing data. A *Tobacco Use* category was created by looking at the responses on each questionnaire on the tobacco categories and taking the highest value as the value for *Tobacco Use*. The *Alcohol Use* category was created by looking at the responses on each questionnaire on the alcohol categories. The category of *Illicit Drug Use* was created in the same way by looking at the illicit drug categories. Therefore, the *Tobacco Use* category represents any tobacco use regardless of the type of tobacco, the *Alcohol Use* category represents any alcohol use regardless of the type of alcohol and the *Illicit Drug Use* category represents any illicit drug use regardless of the type of drug.

6.1 Personal & Family Information

Table 6.1: Ethnic Origin

Grade Level	N of Valid	N of Miss	White	African American	Hispanic Latino	Asian PacIslndr	Native American	Mixed Origin	Other
6th	2857	60	78.5	9.4	2.8	2.4	0.8	4.4	1.8
7th	2221	19	77.4	12.4	3.1	1.0	0.9	4.2	1.0
8th	3993	85	80.6	6.8	4.0	2.1	0.5	4.4	1.5
9th	1698	30	81.2	7.6	3.3	2.1	0.8	3.4	1.7
10th	3447	41	80.9	9.2	3.3	1.4	0.8	3.0	1.5
11th	1265	21	79.8	10.0	2.8	1.7	0.7	3.6	1.5
12th	1426	21	80.6	7.9	4.2	2.2	0.6	2.6	1.9
Jr Hi	9071	164	79.2	9.0	3.4	1.9	0.7	4.4	1.5
Sr Hi	7836	113	80.7	8.7	3.4	1.7	0.7	3.1	1.6
Total	16907	277	79.9	8.9	3.4	1.8	0.7	3.8	1.5

Table 6.2: Sex

Grade Level	N of Valid	N of Miss	Male	Female
6th	2815	102	50.7	49.3
7th	2123	117	51.8	48.2
8th	3850	228	48.6	51.4
9th	1630	98	47.4	52.6
10th	3297	191	48.7	51.3
11th	1227	59	52.6	47.4
12th	1361	86	49.2	50.8
Jr Hi	8788	447	50.1	49.9
Sr Hi	7515	434	49.1	50.9
Total	16303	881	49.6	50.4

Table 6.3: Age

Grade Level	N of Valid	N of Miss	-10	11	12	13	14	15	16	17	18	19+
6th	2896	21	0.7	39.2	51.1	7.3	0.4	0.1	0.1	0.1	0.1	0.9
7th	2229	11	0.0	0.2	45.6	46.4	7.0	0.6	0.0	0.0	0.1	0.0
8th	4033	45	0.0	0.0	0.4	42.4	49.9	6.2	0.8	0.1	0.0	0.1
9th	1720	8	0.0	0.0	0.0	0.2	48.6	42.9	6.2	1.2	0.2	0.6
10th	3469	19	0.1	0.0	0.0	0.0	0.3	46.6	47.2	5.2	0.4	0.2
11th	1281	5	0.3	0.0	0.0	0.0	0.1	0.4	50.7	44.4	3.4	0.6
12th	1442	5	1.1	0.0	0.1	0.0	0.1	0.1	2.5	64.2	29.5	2.4
Jr Hi	9158	77	0.2	12.4	27.5	32.3	23.8	2.9	0.4	0.1	0.1	0.3
Sr Hi	7912	37	0.3	0.0	0.0	0.1	10.7	29.8	30.7	21.4	6.2	0.8
Total	17070	114	0.3	6.7	14.7	17.4	17.7	15.4	14.4	10.0	2.9	0.5

Table 6.4: Do you live with:

Grade Level	N of Valid	N of Miss	Both Parents	Mother Only	Father Only	Mother & Stepfather	Father & Stepmother	Other
6th	2866	51	62.6	13.4	2.3	11.5	2.5	7.5
7th	2217	23	58.0	14.6	2.9	13.5	3.0	8.1
8th	4004	74	63.0	12.9	2.8	12.7	2.9	5.8
9th	1709	19	58.3	14.0	3.6	13.9	3.6	6.6
10th	3455	33	58.8	15.1	3.7	13.4	3.3	5.7
11th	1280	6	56.6	15.6	3.4	12.8	3.1	8.4
12th	1436	11	61.4	13.6	3.4	10.8	2.9	7.9
Jr Hi	9087	148	61.6	13.5	2.7	12.5	2.8	6.9
Sr Hi	7880	69	58.8	14.7	3.6	12.9	3.2	6.8
Total	16967	217	60.3	14.0	3.1	12.7	3.0	6.8

Table 6.5: Do you have a job?

Grade Level	N of Valid	N of Miss	Yes, Full-time	Yes, Part-time	No
6th	2854	63	1.6	10.4	87.9
7th	2171	69	1.0	12.0	87.0
8th	3908	170	0.9	15.2	83.9
9th	1664	64	1.4	18.0	80.6
10th	3366	122	1.7	24.7	73.6
11th	1252	34	3.2	40.8	56.0
12th	1397	50	5.5	54.1	40.4
Jr Hi	8933	302	1.2	12.9	85.9
Sr Hi	7679	270	2.6	31.2	66.2
Total	16612	572	1.8	21.4	76.8

Table 6.6: Does your father have a job?

Grade Level	N of Valid	N of Miss	Yes, Full-time	Yes, Part-time	No
6th	2690	227	79.3	12.1	8.6
7th	2060	180	81.5	9.6	8.9
8th	3772	306	86.3	6.9	6.8
9th	1604	124	87.5	5.3	7.2
10th	3272	216	88.2	4.6	7.2
11th	1199	87	86.2	5.2	8.7
12th	1361	86	88.2	3.5	8.3
Jr Hi	8522	713	82.9	9.2	7.9
Sr Hi	7436	513	87.7	4.6	7.6
Total	15958	1226	85.2	7.1	7.8

Table 6.7: Does your mother have a job?

Grade Level	N of Valid	N of Miss	Yes, Full-time	Yes, Part-time	No
6th	2721	196	53.3	23.5	23.2
7th	2119	121	59.1	20.6	20.3
8th	3802	276	61.7	18.8	19.5
9th	1642	86	63.6	16.0	20.3
10th	3321	167	66.2	17.2	16.6
11th	1226	60	68.8	13.3	17.9
12th	1384	63	69.1	15.0	15.8
Jr Hi	8642	593	58.4	20.7	20.9
Sr Hi	7573	376	66.6	15.9	17.5
Total	16215	969	62.2	18.5	19.3

Table 6.8: What is the educational level of your father?

Grade Level	N of Valid	N of Miss	Some High School	High School Graduate	Some College	College Graduate
6th	2447	470	14.3	28.4	13.5	43.8
7th	1898	342	19.3	35.8	14.3	30.6
8th	3500	578	15.1	34.3	12.9	37.7
9th	1499	229	18.3	35.0	13.9	32.8
10th	3115	373	17.8	36.1	13.9	32.2
11th	1157	129	16.8	36.3	14.3	32.7
12th	1305	142	15.2	32.3	14.6	37.9
Jr Hi	7845	1390	15.9	32.8	13.4	37.9
Sr Hi	7076	873	17.2	35.2	14.1	33.5
Total	14921	2263	16.5	34.0	13.7	35.8

Table 6.9: What is the educational level of your mother?

Grade Level	N of Valid	N of Miss	Some High School	High School Graduate	Some College	College Graduate
6th	2536	381	11.6	26.3	17.7	44.4
7th	1965	275	12.2	31.3	20.6	35.9
8th	3623	455	11.2	31.0	17.7	40.2
9th	1550	178	12.0	34.1	19.5	34.5
10th	3207	281	12.4	32.2	19.2	36.1
11th	1193	93	11.8	32.2	17.4	38.6
12th	1343	104	10.9	35.1	17.3	36.6
Jr Hi	8124	1111	11.5	29.6	18.4	40.5
Sr Hi	7293	656	12.0	33.1	18.6	36.2
Total	15417	1767	11.7	31.3	18.5	38.5

6.2 Student Characteristics

Table 6.10: Do you make good grades?

Grade Level	N of Valid	N of Miss	Never	Seldom	Sometimes	Often	A Lot
6th	2900	17	1.6	3.0	26.5	32.7	36.1
7th	2234	6	0.8	3.0	31.0	35.4	29.9
8th	4066	12	1.2	3.2	28.6	36.6	30.3
9th	1713	15	1.9	4.2	28.3	38.8	26.8
10th	3476	12	1.1	3.6	28.3	37.4	29.5
11th	1279	7	1.6	3.1	29.3	39.1	26.8
12th	1445	2	2.3	3.5	21.1	37.8	35.3
Jr Hi	9200	35	1.3	3.1	28.5	35.1	32.1
Sr Hi	7913	36	1.6	3.6	27.2	38.1	29.6
Total	17113	71	1.4	3.3	27.9	36.5	30.9

Table 6.11: Do you get into trouble at school?

Grade Level	N of Valid	N of Miss	Never	Seldom	Sometimes	Often	A Lot
6th	2894	23	33.8	35.7	20.8	5.4	4.4
7th	2231	9	25.2	40.9	25.0	5.3	3.6
8th	4057	21	28.8	40.5	22.1	5.3	3.4
9th	1712	16	35.2	39.7	18.0	3.8	3.3
10th	3472	16	38.5	40.6	16.1	2.9	1.8
11th	1277	9	41.7	38.9	14.2	2.8	2.4
12th	1442	5	51.9	33.1	10.0	1.9	3.1
Jr Hi	9182	53	29.5	39.1	22.4	5.3	3.8
Sr Hi	7903	46	40.8	38.8	15.1	2.9	2.5
Total	17085	99	34.7	38.9	19.0	4.2	3.2

Table 6.12: Do you take part in school sports teams?

Grade Level	N of Valid	N of Miss	Never	Seldom	Sometimes	Often	A Lot
6th	2815	102	43.6	11.4	15.2	11.2	18.6
7th	2166	74	34.3	14.3	17.1	12.6	21.8
8th	3965	113	33.2	13.8	15.4	14.0	23.6
9th	1668	60	33.5	14.1	14.7	12.1	25.5
10th	3405	83	32.1	13.0	14.7	14.8	25.4
11th	1251	35	36.6	13.0	13.9	14.0	22.5
12th	1418	29	37.4	13.3	14.0	11.7	23.5
Jr Hi	8946	289	36.8	13.2	15.7	12.8	21.6
Sr Hi	7742	207	34.1	13.3	14.5	13.5	24.6
Total	16688	496	35.5	13.2	15.1	13.1	23.0

Table 6.13: Do you take part in school activities such as band, clubs, etc?

Grade Level	N of Valid	N of Miss	Never	Seldom	Sometimes	Often	A Lot
6th	2892	25	33.9	10.8	13.5	14.8	27.1
7th	2229	11	34.5	12.6	13.7	15.0	24.1
8th	4050	28	33.8	14.2	16.3	15.1	20.6
9th	1715	13	34.6	16.7	18.3	14.3	16.1
10th	3472	16	31.1	13.9	19.4	17.3	18.3
11th	1270	16	32.2	12.7	19.2	16.9	19.0
12th	1440	7	24.6	12.8	20.9	18.8	23.0
Jr Hi	9171	64	34.0	12.7	14.8	15.0	23.5
Sr Hi	7897	52	30.9	14.1	19.4	16.9	18.8
Total	17068	116	32.5	13.4	16.9	15.9	21.3

Table 6.14: Do you take part in community activities such as scouts, rec. teams, youth clubs, etc?

Grade Level	N of Valid	N of Miss	Never	Seldom	Sometimes	Often	A Lot
6th	2869	48	35.2	10.8	13.8	14.7	25.4
7th	2203	37	35.6	14.9	15.5	13.8	20.2
8th	4041	37	34.2	14.7	17.7	15.1	18.2
9th	1702	26	40.4	15.4	17.6	14.5	12.2
10th	3453	35	36.1	18.2	18.3	14.3	13.1
11th	1264	22	40.2	17.3	17.5	12.8	12.2
12th	1435	12	34.4	19.0	20.6	13.2	12.8
Jr Hi	9113	122	34.9	13.5	15.9	14.7	21.0
Sr Hi	7854	95	37.4	17.6	18.4	13.9	12.7
Total	16967	217	36.0	15.4	17.1	14.3	17.1

Table 6.15: Do you attend church, synagogue, etc.?

Grade Level	N of Valid	N of Miss	Never	Seldom	Sometimes	Often	A Lot
6th	2842	75	16.4	12.0	18.3	16.9	36.5
7th	2210	30	13.6	14.3	19.0	17.1	35.9
8th	4025	53	17.9	15.2	17.8	15.8	33.3
9th	1700	28	21.9	16.6	18.8	16.3	26.3
10th	3436	52	19.2	16.8	19.0	14.2	30.8
11th	1264	22	24.4	18.2	18.8	13.9	24.7
12th	1432	15	24.0	18.2	18.0	14.5	25.3
Jr Hi	9077	158	16.4	14.0	18.2	16.4	34.9
Sr Hi	7832	117	21.5	17.3	18.8	14.7	27.8
Total	16909	275	18.7	15.5	18.5	15.6	31.6

Table 6.16: Have you threatened to harm a teacher?

Grade Level	N of Valid	N of Miss	Never	Seldom	Sometimes	Often	A Lot
6th	2838	79	94.0	2.9	1.2	0.5	1.4
7th	2176	64	93.1	4.0	1.3	0.5	1.1
8th	3983	95	91.2	5.0	2.1	1.0	0.8
9th	1675	53	89.4	6.6	1.4	0.4	2.1
10th	3419	69	90.3	5.4	2.3	0.9	1.1
11th	1255	31	89.8	5.4	2.3	0.7	1.8
12th	1428	19	89.5	4.7	2.0	1.0	2.8
Jr Hi	8997	238	92.5	4.1	1.6	0.7	1.1
Sr Hi	7777	172	89.9	5.5	2.1	0.8	1.7
Total	16774	410	91.3	4.8	1.8	0.7	1.4

Table 6.17: Have you threatened to harm one or both of your parents, guardians, etc.?

Grade Level	N of Valid	N of Miss	Never	Seldom	Sometimes	Often	A Lot
6th	2878	39	92.1	4.5	1.5	0.5	1.4
7th	2222	18	91.4	4.6	2.5	0.8	0.7
8th	4049	29	87.9	7.1	2.6	1.3	1.1
9th	1706	22	84.7	9.0	3.4	1.1	1.9
10th	3463	25	85.4	9.2	3.4	0.8	1.2
11th	1272	14	85.0	7.5	4.4	1.2	1.9
12th	1442	5	86.8	7.0	3.0	0.6	2.6
Jr Hi	9149	86	90.1	5.7	2.2	0.9	1.1
Sr Hi	7883	66	85.4	8.5	3.5	0.9	1.7
Total	17032	152	87.9	7.0	2.8	0.9	1.4

Table 6.18: Do your parents talk with you about the problems of tobacco use?

Grade Level	N of Valid	N of Miss	Never	Seldom	Sometimes	Often	A Lot
6th	2875	42	16.6	16.8	29.4	18.5	18.6
7th	2224	16	18.3	18.4	28.5	18.3	16.5
8th	4042	36	21.3	21.9	27.3	16.4	13.1
9th	1709	19	22.9	23.2	27.2	16.0	10.7
10th	3455	33	24.2	24.4	28.2	13.7	9.4
11th	1273	13	26.9	24.7	28.7	10.7	9.0
12th	1441	6	29.0	27.1	26.9	9.1	7.8
Jr Hi	9141	94	19.1	19.5	28.3	17.5	15.7
Sr Hi	7878	71	25.2	24.7	27.8	12.9	9.4
Total	17019	165	21.9	21.9	28.1	15.4	12.8

Table 6.19: Do your parents talk with you about the problems of alcohol use?

Grade Level	N of Valid	N of Miss	Never	Seldom	Sometimes	Often	A Lot
6th	2878	39	17.7	18.6	26.7	18.2	18.7
7th	2215	25	19.0	18.9	27.4	19.2	15.6
8th	4048	30	22.4	22.1	26.8	15.8	12.9
9th	1712	16	24.9	24.9	25.5	14.4	10.3
10th	3463	25	24.8	24.2	26.8	14.9	9.4
11th	1274	12	26.1	24.6	28.0	11.8	9.4
12th	1438	9	26.8	27.5	27.5	10.3	7.9
Jr Hi	9141	94	20.1	20.2	26.9	17.4	15.4
Sr Hi	7887	62	25.4	25.0	26.8	13.4	9.3
Total	17028	156	22.6	22.4	26.9	15.5	12.6

Table 6.20: Do your parents talk with you about the problems of drug use?

Grade Level	N of Valid	N of Miss	Never	Seldom	Sometimes	Often	A Lot
6th	2877	40	14.8	16.0	26.1	19.4	23.7
7th	2220	20	16.2	16.0	27.2	20.0	20.6
8th	4042	36	19.0	20.7	26.3	17.2	16.9
9th	1704	24	22.2	21.5	26.8	16.3	13.2
10th	3461	27	21.4	24.0	26.8	16.2	11.6
11th	1271	15	24.4	23.5	27.8	12.7	11.6
12th	1436	11	26.3	25.8	27.4	11.4	9.1
Jr Hi	9139	96	17.0	18.1	26.4	18.6	19.9
Sr Hi	7872	77	23.0	23.7	27.1	14.8	11.5
Total	17011	173	19.8	20.7	26.7	16.8	16.0

Table 6.21: Do your teachers talk with you about the problems of alcohol use?

Grade Level	N of Valid	N of Miss	Never	Seldom	Sometimes	Often	A Lot
6th	2866	51	15.7	19.0	27.7	20.6	17.0
7th	2217	23	14.5	20.7	31.8	19.8	13.2
8th	4016	62	19.0	26.6	30.0	15.3	9.2
9th	1701	27	26.3	27.2	28.0	12.6	5.9
10th	3450	38	26.3	29.8	26.6	11.3	6.0
11th	1270	16	36.8	33.5	20.2	5.5	4.1
12th	1433	14	40.2	31.5	20.7	5.6	2.0
Jr Hi	9099	136	16.9	22.8	29.7	18.0	12.6
Sr Hi	7854	95	30.5	30.1	24.8	9.6	5.0
Total	16953	231	23.2	26.2	27.4	14.1	9.1

Table 6.22: Do your teachers talk with you about the problems of drug use?

Grade Level	N of Valid	N of Miss	Never	Seldom	Sometimes	Often	A Lot
6th	2858	59	15.1	18.0	27.2	21.5	18.2
7th	2213	27	12.8	19.4	32.0	21.1	14.7
8th	4031	47	16.6	25.1	31.2	15.8	11.4
9th	1702	26	24.4	27.1	27.2	14.0	7.2
10th	3458	30	23.5	29.9	27.7	12.1	6.8
11th	1269	17	33.3	34.2	21.7	6.1	4.6
12th	1437	10	38.6	31.9	21.6	5.4	2.5
Jr Hi	9102	133	15.2	21.5	30.1	18.9	14.3
Sr Hi	7866	83	28.0	30.4	25.5	10.3	5.8
Total	16968	216	21.1	25.6	28.0	14.9	10.4

Table 6.23: Does your school set clear rules on bringing a gun to school?

Grade Level	N of Valid	N of Miss	Never	Seldom	Sometimes	Often	A Lot
6th	2868	49	4.7	4.7	6.0	13.3	71.3
7th	2210	30	4.1	3.5	8.0	16.8	67.6
8th	4026	52	3.8	5.3	9.7	18.0	63.2
9th	1702	26	6.8	6.1	10.5	20.0	56.7
10th	3440	48	6.2	6.5	11.6	19.1	56.6
11th	1266	20	7.3	7.3	10.7	20.2	54.6
12th	1434	13	7.2	7.1	11.6	20.6	53.4
Jr Hi	9104	131	4.2	4.7	8.1	16.2	66.8
Sr Hi	7842	107	6.7	6.6	11.2	19.7	55.7
Total	16946	238	5.3	5.6	9.5	17.9	61.7

Table 6.24: Does your school set clear rules on using drugs at school?

Grade Level	N of Valid	N of Miss	Never	Seldom	Sometimes	Often	A Lot
6th	2862	55	4.6	3.4	6.2	14.4	71.4
7th	2198	42	3.5	3.2	7.0	16.9	69.5
8th	4023	55	2.7	4.2	8.5	18.9	65.7
9th	1698	30	5.0	5.9	11.0	21.5	56.6
10th	3447	41	4.6	6.0	11.5	21.1	56.8
11th	1261	25	4.9	5.9	11.9	21.2	56.1
12th	1434	13	5.2	5.4	10.7	22.8	55.9
Jr Hi	9083	152	3.5	3.7	7.4	17.0	68.4
Sr Hi	7840	109	4.9	5.9	11.3	21.5	56.5
Total	16923	261	4.1	4.7	9.2	19.1	62.9

Table 6.25: Does your school set clear rules on bullying or threatening other students at school?

Grade Level	N of Valid	N of Miss	Never	Seldom	Sometimes	Often	A Lot
6th	2884	33	5.0	4.5	10.6	22.1	57.7
7th	2219	21	3.7	5.9	13.9	25.9	50.6
8th	4043	35	4.2	7.6	15.4	27.4	45.5
9th	1699	29	7.7	12.2	21.8	27.0	31.3
10th	3453	35	7.7	14.1	21.1	25.9	31.2
11th	1265	21	7.4	12.1	26.2	24.0	30.3
12th	1436	11	8.1	12.1	22.8	26.6	30.4
Jr Hi	9146	89	4.3	6.2	13.6	25.3	50.6
Sr Hi	7853	96	7.7	13.0	22.4	26.0	30.9
Total	16999	185	5.9	9.3	17.6	25.6	41.5

Table 6.26: Does your school punish you when you break the rules?

Grade Level	N of Valid	N of Miss	Never	Seldom	Sometimes	Often	A Lot
6th	2868	49	3.5	3.0	12.0	25.4	56.1
7th	2203	37	2.1	2.9	12.7	26.8	55.5
8th	4008	70	2.8	4.4	14.7	29.7	48.3
9th	1692	36	4.3	5.6	17.0	30.4	42.7
10th	3428	60	3.9	6.3	17.7	31.0	41.2
11th	1256	30	3.7	6.2	19.3	30.3	40.4
12th	1423	24	5.3	6.0	20.9	28.3	39.5
Jr Hi	9079	156	2.9	3.6	13.3	27.7	52.5
Sr Hi	7799	150	4.2	6.1	18.4	30.3	41.1
Total	16878	306	3.5	4.8	15.7	28.9	47.2

Table 6.27: Do your parents set clear rules for you?

Grade Level	N of Valid	N of Miss	Never	Seldom	Sometimes	Often	A Lot
6th	2843	74	3.7	3.6	10.4	19.7	62.6
7th	2180	60	2.2	5.4	15.0	23.7	53.7
8th	3981	97	4.1	6.2	16.5	26.6	46.7
9th	1678	50	5.2	8.6	19.0	27.2	40.0
10th	3403	85	5.0	8.1	21.2	28.4	37.3
11th	1251	35	4.6	9.8	24.5	28.9	32.1
12th	1419	28	6.6	9.9	23.5	28.8	31.2
Jr Hi	9004	231	3.5	5.2	14.2	23.7	53.4
Sr Hi	7751	198	5.3	8.8	21.7	28.3	35.9
Total	16755	429	4.3	6.9	17.7	25.8	45.3

Table 6.28: Do your parents punish you when you break the rules?

Grade Level	N of Valid	N of Miss	Never	Seldom	Sometimes	Often	A Lot
6th	2868	49	5.0	6.9	17.5	25.0	45.6
7th	2211	29	4.6	8.9	22.8	25.4	38.4
8th	4024	54	6.2	10.6	22.9	26.5	33.8
9th	1697	31	8.3	12.4	24.4	26.0	28.9
10th	3452	36	8.1	13.1	25.1	26.7	27.1
11th	1258	28	8.6	14.1	28.7	25.8	22.8
12th	1426	21	10.7	15.7	26.4	24.8	22.3
Jr Hi	9103	132	5.4	9.0	21.2	25.7	38.6
Sr Hi	7833	116	8.7	13.6	25.8	26.0	25.9
Total	16936	248	6.9	11.1	23.3	25.9	32.7

Table 6.29: Have you been in trouble with the police?

Grade Level	N of Valid	N of Miss	Never	Seldom	Sometimes	Often	A Lot
6th	2854	63	84.3	7.4	4.1	1.5	2.7
7th	2197	43	80.0	9.8	5.8	1.8	2.6
8th	4018	60	74.7	12.8	6.3	2.7	3.5
9th	1678	50	70.3	15.1	7.6	3.0	4.0
10th	3420	68	73.8	14.6	6.4	2.7	2.5
11th	1263	23	72.0	15.3	7.4	2.2	3.1
12th	1429	18	71.6	15.7	6.6	1.8	4.2
Jr Hi	9069	166	79.0	10.4	5.5	2.1	3.0
Sr Hi	7790	159	72.3	15.0	6.9	2.5	3.2
Total	16859	325	75.9	12.5	6.1	2.3	3.1

Table 6.30: Do you take part in gang activities?

Grade Level	N of Valid	N of Miss	Never	Seldom	Sometimes	Often	A Lot
6th	2870	47	89.3	4.3	2.4	1.0	2.9
7th	2210	30	86.7	7.0	3.3	1.5	1.5
8th	4033	45	86.3	6.4	3.1	1.7	2.4
9th	1702	26	85.3	6.5	3.3	1.3	3.6
10th	3447	41	88.9	4.3	2.7	1.2	2.9
11th	1271	15	88.7	4.0	2.9	1.1	3.2
12th	1433	14	88.4	3.8	2.0	1.4	4.4
Jr Hi	9113	122	87.3	5.9	3.0	1.4	2.4
Sr Hi	7853	96	88.0	4.6	2.7	1.2	3.4
Total	16966	218	87.7	5.3	2.9	1.3	2.8

Table 6.31: Have you thought about committing suicide?

Grade Level	N of Valid	N of Miss	Never	Seldom	Sometimes	Often	A Lot
6th	2870	47	80.5	9.7	4.7	1.6	3.5
7th	2211	29	78.9	9.4	6.3	2.2	3.2
8th	4023	55	70.8	12.6	8.3	3.7	4.6
9th	1691	37	67.5	14.1	9.2	3.7	5.6
10th	3450	38	66.1	15.6	9.5	3.9	4.9
11th	1261	25	62.3	16.3	12.5	3.3	5.7
12th	1433	14	67.4	15.6	8.7	3.1	5.2
Jr Hi	9104	131	75.8	10.9	6.7	2.7	3.9
Sr Hi	7835	114	66.0	15.4	9.8	3.6	5.2
Total	16939	245	71.3	13.0	8.1	3.1	4.5

Table 6.32: While NOT at school have you carried a gun for protection or as a weapon?

Grade Level	N of Valid	N of Miss	Never	Seldom	Sometimes	Often	A Lot
6th	2873	44	89.7	4.1	2.4	1.3	2.5
7th	2213	27	87.1	4.8	3.3	2.2	2.5
8th	4030	48	86.0	5.8	3.9	1.9	2.4
9th	1698	30	84.7	6.1	3.1	2.4	3.8
10th	3442	46	85.4	5.2	3.9	2.5	3.0
11th	1264	22	85.0	4.7	4.4	2.1	3.7
12th	1422	25	83.2	5.3	5.2	2.0	4.4
Jr Hi	9116	119	87.4	5.0	3.3	1.8	2.5
Sr Hi	7826	123	84.8	5.3	4.1	2.3	3.5
Total	16942	242	86.2	5.1	3.6	2.0	3.0

Table 6.33: Have you received treatment or counseling for alcohol and/or drug use?

Grade Level	N of Valid	N of Miss	Never	Seldom	Sometimes	Often	A Lot
6th	2856	61	93.7	2.4	1.8	0.9	1.2
7th	2205	35	94.6	2.4	1.6	0.7	0.7
8th	4021	57	94.4	2.5	1.4	0.8	1.0
9th	1693	35	92.5	3.0	2.4	0.8	1.3
10th	3444	44	93.0	2.7	2.1	0.8	1.4
11th	1260	26	91.6	3.3	2.6	1.3	1.3
12th	1420	27	91.8	3.3	2.7	1.0	1.2
Jr Hi	9082	153	94.2	2.4	1.6	0.8	1.0
Sr Hi	7817	132	92.4	3.0	2.4	0.9	1.3
Total	16899	285	93.4	2.7	1.9	0.9	1.1

Table 6.34: Have you been caught using alcohol?

Grade Level	N of Valid	N of Miss	Never	Seldom	Sometimes	Often	A Lot
6th	2866	51	95.4	1.8	0.9	0.6	1.3
7th	2202	38	91.2	3.9	3.1	1.0	0.8
8th	4025	53	86.0	7.1	3.7	1.7	1.5
9th	1693	35	77.8	9.5	6.7	2.8	3.2
10th	3443	45	77.1	10.7	7.0	2.6	2.7
11th	1263	23	72.0	11.5	8.9	3.9	3.7
12th	1417	30	69.9	12.4	9.5	3.4	4.8
Jr Hi	9093	142	90.2	4.6	2.7	1.2	1.3
Sr Hi	7816	133	75.1	10.8	7.7	3.0	3.3
Total	16909	275	83.2	7.5	5.0	2.0	2.2

Table 6.35: Have you been caught using drugs?

Grade Level	N of Valid	N of Miss	Never	Seldom	Sometimes	Often	A Lot
6th	2836	81	96.7	1.4	0.4	0.2	1.3
7th	2185	55	94.1	2.7	1.3	0.9	1.0
8th	4000	78	91.8	3.6	2.1	1.1	1.4
9th	1683	45	87.5	4.9	3.4	1.8	2.4
10th	3431	57	86.8	5.7	3.6	1.6	2.2
11th	1259	27	82.8	7.3	5.2	1.9	2.7
12th	1412	35	83.7	7.4	3.6	1.8	3.4
Jr Hi	9021	214	93.9	2.7	1.4	0.8	1.3
Sr Hi	7785	164	85.8	6.1	3.9	1.7	2.5
Total	16806	378	90.1	4.3	2.5	1.2	1.9

Table 6.36: Do you have an adult, other than your parent or guardian, that you talk to about problems?

Grade Level	N of Valid	N of Miss	Never	Seldom	Sometimes	Often	A Lot
6th	2858	59	27.4	13.4	22.9	14.2	22.0
7th	2202	38	25.7	16.5	22.3	15.3	20.2
8th	4020	58	26.6	15.7	22.5	14.8	20.4
9th	1690	38	26.0	16.2	24.2	14.1	19.4
10th	3443	45	25.3	16.4	23.3	15.5	19.5
11th	1266	20	29.6	16.0	23.6	15.3	15.5
12th	1424	23	29.3	16.6	22.3	14.1	17.7
Jr Hi	9080	155	26.7	15.2	22.6	14.7	20.9
Sr Hi	7823	126	26.9	16.3	23.4	14.9	18.5
Total	16903	281	26.8	15.7	22.9	14.8	19.8

Table 6.37: Do you buy or sell drugs at school?

Grade Level	N of Valid	N of Miss	Never	Seldom	Sometimes	Often	A Lot
6th	2850	67	97.6	0.5	0.4	0.2	1.3
7th	2198	42	96.7	1.2	1.0	0.3	0.8
8th	4021	57	94.0	2.4	1.4	0.7	1.5
9th	1683	45	89.5	3.6	2.6	1.5	2.8
10th	3432	56	88.8	4.5	3.2	1.2	2.2
11th	1268	18	85.5	5.4	3.7	1.7	3.7
12th	1414	33	85.4	5.8	3.4	1.0	4.5
Jr Hi	9069	166	95.8	1.5	1.0	0.5	1.2
Sr Hi	7797	152	87.8	4.7	3.2	1.3	3.0
Total	16866	318	92.1	3.0	2.0	0.9	2.1

Table 6.38: Do you buy or sell drugs when NOT at school?

Grade Level	N of Valid	N of Miss	Never	Seldom	Sometimes	Often	A Lot
6th	2855	62	96.8	1.3	0.4	0.3	1.3
7th	2196	44	93.8	2.4	1.7	0.8	1.4
8th	4007	71	88.7	3.7	3.0	1.9	2.6
9th	1681	47	82.6	6.0	4.8	2.7	3.8
10th	3429	59	80.2	6.0	6.9	2.8	4.1
11th	1255	31	75.1	7.3	6.8	3.3	7.4
12th	1410	37	74.7	6.7	7.4	4.7	6.5
Jr Hi	9058	177	92.5	2.6	1.9	1.1	1.9
Sr Hi	7775	174	78.9	6.4	6.5	3.2	5.0
Total	16833	351	86.2	4.4	4.0	2.1	3.3

Table 6.39: Do your friends use tobacco? (cigarettes, cigars, etc...)?

Grade Level	N of Valid	N of Miss	Never	Seldom	Sometimes	Often	A Lot
6th	2835	82	75.3	9.1	7.3	3.1	5.2
7th	2192	48	61.5	12.7	12.1	6.0	7.7
8th	3997	81	44.4	14.6	17.8	9.5	13.8
9th	1687	41	27.8	15.9	22.3	13.5	20.5
10th	3435	53	21.0	14.6	23.8	15.7	25.0
11th	1268	18	14.4	12.3	24.0	18.8	30.5
12th	1419	28	13.5	11.7	24.4	19.2	31.3
Jr Hi	9024	211	58.2	12.4	13.1	6.6	9.6
Sr Hi	7809	140	20.0	14.0	23.6	16.4	26.1
Total	16833	351	40.5	13.1	18.0	11.1	17.3

Table 6.40: Do your friends use alcohol? (beer, liquor, etc...)?

Grade Level	N of Valid	N of Miss	Never	Seldom	Sometimes	Often	A Lot
6th	2833	84	80.2	8.8	4.7	2.6	3.7
7th	2189	51	65.9	12.7	10.7	4.6	6.1
8th	4000	78	43.9	16.6	17.6	10.2	11.8
9th	1683	45	26.1	17.6	22.9	14.6	18.8
10th	3427	61	16.8	14.5	26.6	18.4	23.6
11th	1257	29	13.0	11.1	25.7	22.9	27.2
12th	1415	32	10.3	11.8	25.4	23.0	29.5
Jr Hi	9022	213	60.6	13.2	11.9	6.4	7.9
Sr Hi	7782	167	17.0	14.2	25.4	19.1	24.2
Total	16804	380	40.4	13.6	18.2	12.3	15.5

Table 6.41: Do your friends use drugs? (marijuana, cocaine, etc...)?

Grade Level	N of Valid	N of Miss	Never	Seldom	Sometimes	Often	A Lot
6th	2806	111	88.3	4.6	2.9	1.1	3.0
7th	2163	77	75.2	8.7	7.6	3.0	5.5
8th	3973	105	59.6	13.6	11.0	6.5	9.3
9th	1672	56	43.2	17.1	15.1	9.3	15.4
10th	3424	64	33.6	17.6	19.6	11.4	17.8
11th	1256	30	28.9	14.7	20.6	14.8	20.9
12th	1415	32	27.7	18.4	21.3	14.1	18.4
Jr Hi	8942	293	72.4	9.6	7.6	4.0	6.4
Sr Hi	7767	182	33.8	17.2	19.1	12.0	17.9
Total	16709	475	54.5	13.1	13.0	7.7	11.7

Table 6.42: Do your parents set clear rules about violent TV, movies and video games?

Grade Level	N of Valid	N of Miss	Never	Seldom	Sometimes	Often	A Lot
6th	2867	50	24.9	17.1	23.3	15.6	19.1
7th	2216	24	36.1	19.4	19.7	12.8	12.1
8th	4027	51	41.7	22.0	17.5	10.2	8.6
9th	1693	35	50.9	19.7	15.2	7.1	7.1
10th	3445	43	57.5	20.4	12.5	5.3	4.3
11th	1264	22	64.3	17.7	10.0	3.4	4.5
12th	1420	27	66.7	19.0	8.5	3.0	2.9
Jr Hi	9110	125	35.0	19.8	19.9	12.5	12.8
Sr Hi	7822	127	58.8	19.5	12.0	4.9	4.7
Total	16932	252	46.0	19.7	16.2	9.0	9.0

Table 6.43: Have you had 5 or more glasses of beer, wine or liquor within a few hours?

Grade Level	N of Valid	N of Miss	Never	Seldom	Sometimes	Often	A Lot
6th	2853	64	94.0	1.9	1.3	0.6	2.2
7th	2208	32	89.0	4.5	3.2	1.4	1.8
8th	4019	59	80.6	7.6	5.2	2.7	3.9
9th	1687	41	68.9	9.3	8.5	4.8	8.4
10th	3437	51	60.8	11.3	11.8	6.3	9.9
11th	1263	23	53.1	11.0	14.3	8.9	12.7
12th	1422	25	47.9	11.1	17.3	8.3	15.4
Jr Hi	9080	155	86.9	5.0	3.5	1.7	2.8
Sr Hi	7809	140	59.0	10.8	12.5	6.7	11.0
Total	16889	295	74.0	7.7	7.7	4.1	6.6

Table 6.44: Have you driven a car after or while drinking alcohol??

Grade Level	N of Valid	N of Miss	Never	Seldom	Sometimes	Often	A Lot
6th	2846	71	96.7	0.9	0.5	0.4	1.6
7th	2191	49	95.8	1.9	1.0	0.4	0.9
8th	4014	64	95.0	2.1	1.3	0.4	1.2
9th	1677	51	90.1	3.4	2.6	1.1	2.7
10th	3435	53	90.5	4.3	2.4	0.8	2.0
11th	1264	22	81.3	9.2	4.5	1.9	3.2
12th	1413	34	72.8	12.9	6.7	3.2	4.5
Jr Hi	9051	184	95.7	1.7	1.0	0.4	1.3
Sr Hi	7789	160	85.7	6.5	3.5	1.5	2.8
Total	16840	344	91.1	3.9	2.2	0.9	2.0

Table 6.45: Do you surf the internet for fun?

Grade Level	N of Valid	N of Miss	Never	Seldom	Sometimes	Often	A Lot
6th	2832	85	25.5	14.6	21.7	13.5	24.7
7th	2201	39	21.7	14.9	22.3	14.4	26.7
8th	4013	65	15.5	13.7	22.4	17.7	30.7
9th	1683	45	15.3	14.6	22.2	17.2	30.7
10th	3436	52	14.1	14.6	22.9	17.6	30.7
11th	1259	27	16.1	13.7	26.0	17.6	26.6
12th	1418	29	13.6	19.5	27.3	15.4	24.2
Jr Hi	9046	189	20.2	14.2	22.1	15.6	27.8
Sr Hi	7796	153	14.6	15.4	24.1	17.1	28.9
Total	16842	342	17.6	14.8	23.0	16.3	28.3

Table 6.46: Have you skipped school in the past year?

Grade Level	N of Valid	N of Miss	Never	Seldom	Sometimes	Often	A Lot
6th	2827	90	84.4	8.5	3.3	1.1	2.8
7th	2182	58	78.0	11.3	5.8	1.5	3.3
8th	3990	88	71.3	13.3	8.6	2.8	3.9
9th	1682	46	69.9	13.0	8.5	3.2	5.5
10th	3426	62	63.9	15.8	10.6	4.1	5.6
11th	1254	32	58.2	18.1	11.7	4.5	7.4
12th	1415	32	45.5	21.8	16.5	6.6	9.6
Jr Hi	8999	236	77.1	11.3	6.3	2.0	3.4
Sr Hi	7777	172	60.9	16.6	11.4	4.4	6.6
Total	16776	408	69.6	13.8	8.6	3.1	4.9

Table 6.47: Have you seen ads on TV that encourage NO drug use?

Grade Level	N of Valid	N of Miss	Never	Seldom	Sometimes	Often	A Lot
6th	2839	78	12.5	9.7	18.2	18.5	41.1
7th	2194	46	9.9	10.8	20.9	20.5	37.9
8th	4003	75	8.0	10.9	20.0	22.5	38.7
9th	1678	50	9.0	9.8	22.1	23.9	35.2
10th	3434	54	7.6	9.8	22.2	25.1	35.4
11th	1256	30	9.4	10.0	24.7	23.6	32.3
12th	1419	28	6.8	10.4	23.8	29.8	29.2
Jr Hi	9036	199	9.8	10.5	19.6	20.8	39.2
Sr Hi	7787	162	8.1	9.9	22.8	25.5	33.7
Total	16823	361	9.0	10.2	21.1	22.9	36.7

Table 6.48: Does your school have a security officer?

Grade Level	N of Valid	N of Miss	Yes	No
6th	2804	113	67.7	32.3
7th	2163	77	63.8	36.2
8th	3970	108	78.9	21.1
9th	1673	55	88.5	11.5
10th	3404	84	90.5	9.5
11th	1259	27	92.6	7.4
12th	1407	40	91.5	8.5
Jr Hi	8937	298	71.7	28.3
Sr Hi	7743	206	90.6	9.4
Total	16680	504	80.5	19.5

Table 6.49: Do you think your school needs a security officer?

Grade Level	N of Valid	N of Miss	Yes	No
6th	2786	131	62.7	37.3
7th	2159	81	60.1	39.9
8th	3954	124	59.3	40.7
9th	1665	63	62.2	37.8
10th	3389	99	64.5	35.5
11th	1242	44	56.0	44.0
12th	1396	51	54.4	45.6
Jr Hi	8899	336	60.6	39.4
Sr Hi	7692	257	60.8	39.2
Total	16591	593	60.7	39.3

Table 6.50: Does your school have a drug screening program?

Grade Level	N of Valid	N of Miss	Yes	No
6th	2625	292	23.2	76.8
7th	2064	176	26.0	74.0
8th	3749	329	21.9	78.1
9th	1567	161	27.9	72.1
10th	3250	238	26.0	74.0
11th	1202	84	24.7	75.3
12th	1362	85	18.3	81.7
Jr Hi	8438	797	23.3	76.7
Sr Hi	7381	568	24.8	75.2
Total	15819	1365	24.0	76.0

Table 6.51: Does your school's drug screening program include all students?

Grade Level	N of Valid	N of Miss	Yes	No
6th	2492	425	22.2	77.8
7th	1959	281	23.7	76.3
8th	3583	495	17.7	82.3
9th	1520	208	17.6	82.4
10th	3120	368	16.9	83.1
11th	1138	148	17.1	82.9
12th	1274	173	13.4	86.6
Jr Hi	8034	1201	20.6	79.4
Sr Hi	7052	897	16.5	83.5
Total	15086	2098	18.6	81.4

Table 6.52: If your school does not screen all students, do you participate in an activity that is part of the drug screening program?

Grade Level	N of Valid	N of Miss	Yes	No
6th	2515	402	17.6	82.4
7th	1954	286	20.3	79.7
8th	3645	433	12.9	87.1
9th	1523	205	11.1	88.9
10th	3143	345	12.4	87.6
11th	1157	129	11.6	88.4
12th	1296	151	8.9	91.1
Jr Hi	8114	1121	16.1	83.9
Sr Hi	7119	830	11.3	88.7
Total	15233	1951	13.9	86.1

Table 6.53: Have you been screened for drugs at school?

Grade Level	N of Valid	N of Miss	Yes	No
6th	2677	240	7.8	92.2
7th	2083	157	8.6	91.4
8th	3853	225	7.6	92.4
9th	1627	101	6.6	93.4
10th	3338	150	6.8	93.2
11th	1228	58	6.4	93.6
12th	1382	65	6.7	93.3
Jr Hi	8613	622	7.9	92.1
Sr Hi	7575	374	6.7	93.3
Total	16188	996	7.3	92.7

Table 6.54: Does your school have a student assistance program?

Grade Level	N of Valid	N of Miss	Yes	No
6th	2517	400	48.4	51.6
7th	2001	239	43.2	56.8
8th	3684	394	54.1	45.9
9th	1537	191	57.4	42.6
10th	3186	302	57.4	42.6
11th	1179	107	48.9	51.1
12th	1324	123	47.5	52.5
Jr Hi	8202	1033	49.7	50.3
Sr Hi	7226	723	54.2	45.8
Total	15428	1756	51.8	48.2

Table 6.55: Have you participated in the student assistance program?

Grade Level	N of Valid	N of Miss	Yes	No
6th	2557	360	15.1	84.9
7th	2014	226	10.4	89.6
8th	3701	377	10.8	89.2
9th	1559	169	8.2	91.8
10th	3238	250	8.2	91.8
11th	1172	114	8.4	91.6
12th	1323	124	8.2	91.8
Jr Hi	8272	963	12.0	88.0
Sr Hi	7292	657	8.3	91.7
Total	15564	1620	10.3	89.7

Table 6.56: If you participated, was the student assistance program helpful?

Grade Level	N of Valid	N of Miss	Yes	No
6th	2218	699	23.8	76.2
7th	1735	505	16.9	83.1
8th	3113	965	14.7	85.3
9th	1301	427	12.4	87.6
10th	2594	894	12.1	87.9
11th	978	308	10.1	89.9
12th	1074	373	9.6	90.4
Jr Hi	7066	2169	18.1	81.9
Sr Hi	5947	2002	11.4	88.6
Total	13013	4171	15.0	85.0

6.3 Harmful To Health

Table 6.57: Do you feel that using cigarettes is harmful to your health?

Grade Level	N of Valid	N of Miss	No Harm	Some Harm	Harmful	Very Harmful
6th	2840	77	3.6	8.7	31.0	56.8
7th	2191	49	3.3	12.2	32.4	52.1
8th	4005	73	3.9	15.8	34.2	46.2
9th	1691	37	6.7	20.6	32.6	40.1
10th	3415	73	4.7	16.5	33.2	45.6
11th	1264	22	5.8	19.2	35.0	40.0
12th	1413	34	5.7	17.1	36.9	40.3
Jr Hi	9036	199	3.7	12.7	32.7	51.0
Sr Hi	7783	166	5.5	17.9	34.1	42.5
Total	16819	365	4.5	15.1	33.3	47.1

Table 6.58: Do you feel that using smokeless tobacco is harmful to your health?

Grade Level	N of Valid	N of Miss	No Harm	Some Harm	Harmful	Very Harmful
6th	2838	79	4.6	11.3	27.6	56.4
7th	2188	52	3.9	14.6	29.6	51.9
8th	3988	90	5.5	18.1	33.0	43.4
9th	1690	38	8.0	23.0	32.4	36.6
10th	3406	82	5.9	22.1	33.1	38.9
11th	1257	29	8.4	24.2	33.3	34.0
12th	1412	35	6.5	22.0	36.7	34.8
Jr Hi	9014	221	4.8	15.1	30.5	49.6
Sr Hi	7765	184	6.9	22.6	33.6	36.9
Total	16779	405	5.8	18.6	31.9	43.7

Table 6.59: Do you feel that using cigars is harmful to your health?

Grade Level	N of Valid	N of Miss	No Harm	Some Harm	Harmful	Very Harmful
6th	2832	85	4.4	13.0	29.8	52.8
7th	2186	54	4.6	15.9	30.3	49.1
8th	3976	102	5.4	20.7	32.7	41.3
9th	1685	43	8.2	25.3	31.0	35.4
10th	3399	89	6.7	23.0	34.4	35.9
11th	1250	36	8.2	28.2	33.0	30.6
12th	1408	39	7.4	26.1	36.0	30.5
Jr Hi	8994	241	4.9	17.1	31.2	46.8
Sr Hi	7742	207	7.4	24.9	33.8	33.9
Total	16736	448	6.0	20.7	32.4	40.8

Table 6.60: Do you feel that using beer is harmful to your health?

Grade Level	N of Valid	N of Miss	No Harm	Some Harm	Harmful	Very Harmful
6th	2833	84	6.3	24.3	28.6	40.8
7th	2183	57	7.4	25.7	26.8	40.0
8th	3982	96	10.0	33.2	27.2	29.6
9th	1687	41	14.3	37.6	26.0	22.0
10th	3400	88	12.2	38.1	26.3	23.5
11th	1259	27	14.8	42.1	22.8	20.3
12th	1408	39	13.1	43.5	25.0	18.4
Jr Hi	8998	237	8.2	28.6	27.5	35.7
Sr Hi	7754	195	13.2	39.6	25.4	21.7
Total	16752	432	10.5	33.7	26.6	29.2

Table 6.61: Do you feel that using wine coolers is harmful to your health?

Grade Level	N of Valid	N of Miss	No Harm	Some Harm	Harmful	Very Harmful
6th	2813	104	11.7	27.4	26.4	34.4
7th	2174	66	14.0	29.9	24.9	31.2
8th	3968	110	19.6	36.5	21.0	22.9
9th	1680	48	26.6	37.9	18.6	17.0
10th	3404	84	23.4	40.5	18.7	17.4
11th	1251	35	24.9	42.9	15.7	16.5
12th	1403	44	23.7	45.1	17.5	13.7
Jr Hi	8955	280	15.8	32.1	23.7	28.5
Sr Hi	7738	211	24.4	41.2	17.9	16.5
Total	16693	491	19.8	36.3	21.0	22.9

Table 6.62: Do you feel that using liquor is harmful to your health?

Grade Level	N of Valid	N of Miss	No Harm	Some Harm	Harmful	Very Harmful
6th	2812	105	4.8	12.8	28.6	53.9
7th	2177	63	5.1	17.1	27.8	50.0
8th	3966	112	7.4	22.9	30.7	39.0
9th	1674	54	10.9	29.4	31.5	28.3
10th	3394	94	10.3	27.6	30.8	31.3
11th	1251	35	12.2	32.5	29.9	25.4
12th	1405	42	11.8	33.2	30.9	24.1
Jr Hi	8955	280	6.0	18.3	29.3	46.4
Sr Hi	7724	225	11.0	29.8	30.8	28.4
Total	16679	505	8.3	23.6	30.0	38.0

Table 6.63: Do you feel that using marijuana is harmful to your health?

Grade Level	N of Valid	N of Miss	No Harm	Some Harm	Harmful	Very Harmful
6th	2826	91	3.7	2.8	10.9	82.7
7th	2182	58	4.5	6.0	11.7	77.7
8th	3981	97	6.6	8.2	15.9	69.3
9th	1685	43	12.9	13.6	19.2	54.3
10th	3400	88	11.2	15.8	21.9	51.1
11th	1252	34	18.5	20.6	23.1	37.8
12th	1406	41	16.6	21.0	23.8	38.5
Jr Hi	8989	246	5.2	6.0	13.3	75.5
Sr Hi	7743	206	13.7	17.0	21.8	47.4
Total	16732	452	9.1	11.1	17.3	62.5

Table 6.64: Do you feel that using cocaine is harmful to your health?

Grade Level	N of Valid	N of Miss	No Harm	Some Harm	Harmful	Very Harmful
6th	2827	90	3.3	2.4	8.2	86.1
7th	2179	61	2.2	2.3	8.9	86.6
8th	3973	105	2.3	3.1	12.6	82.0
9th	1692	36	4.8	5.4	14.3	75.5
10th	3394	94	3.7	3.9	12.8	79.7
11th	1255	31	4.9	4.9	15.7	74.4
12th	1407	40	4.4	4.3	13.4	77.9
Jr Hi	8979	256	2.6	2.7	10.3	84.4
Sr Hi	7748	201	4.3	4.5	13.7	77.6
Total	16727	457	3.4	3.5	11.9	81.3

Table 6.65: Do you feel that using uppers is harmful to your health?

Grade Level	N of Valid	N of Miss	No Harm	Some Harm	Harmful	Very Harmful
6th	2754	163	4.1	6.5	19.4	70.0
7th	2156	84	3.5	4.9	18.3	73.3
8th	3956	122	2.8	5.0	18.6	73.6
9th	1678	50	5.2	7.2	19.5	68.1
10th	3384	104	4.2	5.2	16.4	74.3
11th	1254	32	5.3	6.6	19.5	68.6
12th	1401	46	4.8	4.9	16.8	73.6
Jr Hi	8866	369	3.4	5.4	18.8	72.4
Sr Hi	7717	232	4.7	5.8	17.6	71.9
Total	16583	601	4.0	5.6	18.3	72.2

Table 6.66: Do you feel that using downers is harmful to your health?

Grade Level	N of Valid	N of Miss	No Harm	Some Harm	Harmful	Very Harmful
6th	2737	180	5.0	9.5	22.7	62.7
7th	2149	91	4.0	9.2	21.4	65.3
8th	3943	135	3.9	9.7	23.1	63.3
9th	1678	50	5.9	11.0	24.7	58.5
10th	3380	108	4.7	9.6	21.6	64.1
11th	1251	35	5.5	9.9	25.3	59.3
12th	1403	44	4.8	7.7	23.8	63.7
Jr Hi	8829	406	4.3	9.5	22.6	63.6
Sr Hi	7712	237	5.1	9.6	23.2	62.0
Total	16541	643	4.7	9.6	22.9	62.9

Table 6.67: Do you feel that using inhalants is harmful to your health?

Grade Level	N of Valid	N of Miss	No Harm	Some Harm	Harmful	Very Harmful
6th	2776	141	6.8	13.6	22.7	56.9
7th	2162	78	5.9	12.3	22.2	59.6
8th	3964	114	5.1	13.9	24.3	56.8
9th	1679	49	6.9	12.8	24.8	55.5
10th	3389	99	4.8	11.5	22.2	61.5
11th	1251	35	6.5	10.9	24.1	58.6
12th	1407	40	5.0	9.2	21.9	63.9
Jr Hi	8902	333	5.8	13.4	23.3	57.5
Sr Hi	7726	223	5.6	11.3	23.0	60.1
Total	16628	556	5.7	12.4	23.1	58.7

Table 6.68: Do you feel that using hallucinogens is harmful to your health?

Grade Level	N of Valid	N of Miss	No Harm	Some Harm	Harmful	Very Harmful
6th	2679	238	4.2	5.6	18.9	71.4
7th	2127	113	3.2	5.4	17.4	74.0
8th	3931	147	2.5	5.3	20.6	71.6
9th	1672	56	5.1	6.4	19.0	69.5
10th	3379	109	3.9	5.6	16.9	73.6
11th	1249	37	5.0	6.4	18.5	70.1
12th	1403	44	4.6	6.6	14.0	74.8
Jr Hi	8737	498	3.2	5.4	19.3	72.1
Sr Hi	7703	246	4.5	6.1	17.1	72.4
Total	16440	744	3.8	5.7	18.2	72.2

Table 6.69: Do you feel that using heroin is harmful to your health?

Grade Level	N of Valid	N of Miss	No Harm	Some Harm	Harmful	Very Harmful
6th	2722	195	4.0	3.5	15.0	77.5
7th	2150	90	2.8	3.7	13.9	79.6
8th	3951	127	2.3	3.3	14.4	80.0
9th	1672	56	4.8	4.1	13.9	77.2
10th	3388	100	3.3	3.5	11.4	81.9
11th	1248	38	4.6	3.1	13.6	78.6
12th	1400	47	4.1	2.9	9.5	83.5
Jr Hi	8823	412	3.0	3.4	14.5	79.1
Sr Hi	7708	241	4.0	3.4	11.9	80.6
Total	16531	653	3.4	3.4	13.3	79.8

Table 6.70: Do you feel that using steroids is harmful to your health?

Grade Level	N of Valid	N of Miss	No Harm	Some Harm	Harmful	Very Harmful
6th	2722	195	5.1	8.6	23.8	62.4
7th	2136	104	3.8	8.9	21.3	65.9
8th	3938	140	3.4	8.5	26.0	62.1
9th	1674	54	5.7	10.6	25.8	57.9
10th	3376	112	4.1	9.6	24.0	62.2
11th	1243	43	5.1	10.5	24.7	59.7
12th	1402	45	4.8	8.1	24.8	62.3
Jr Hi	8796	439	4.0	8.6	24.2	63.1
Sr Hi	7695	254	4.8	9.7	24.7	60.9
Total	16491	693	4.4	9.1	24.4	62.1

Table 6.71: Do you feel that using ecstasy is harmful to your health?

Grade Level	N of Valid	N of Miss	No Harm	Some Harm	Harmful	Very Harmful
6th	2683	234	4.4	4.4	18.6	72.7
7th	2117	123	3.0	5.3	14.7	77.0
8th	3930	148	2.7	4.5	16.4	76.4
9th	1668	60	5.5	6.1	16.4	72.1
10th	3383	105	3.6	5.6	14.4	76.4
11th	1247	39	5.3	5.7	18.4	70.6
12th	1399	48	4.9	5.4	15.2	74.6
Jr Hi	8730	505	3.3	4.6	16.7	75.4
Sr Hi	7697	252	4.5	5.7	15.6	74.2
Total	16427	757	3.9	5.1	16.2	74.8

Table 6.72: Do you feel that using OxyContin is harmful to your health?

Grade Level	N of Valid	N of Miss	No Harm	Some Harm	Harmful	Very Harmful
6th	2679	238	5.3	6.3	19.5	68.9
7th	2112	128	3.5	6.7	18.7	71.1
8th	3904	174	3.5	6.0	20.7	69.9
9th	1664	64	6.0	7.5	21.3	65.1
10th	3352	136	4.4	6.7	18.2	70.8
11th	1236	50	6.1	10.2	20.2	63.5
12th	1398	49	5.7	7.6	18.4	68.4
Jr Hi	8695	540	4.0	6.3	19.8	69.9
Sr Hi	7650	299	5.2	7.6	19.2	67.9
Total	16345	839	4.6	6.9	19.6	69.0

6.4 Within The Past Year How Often Have You Used

Table 6.73: Within the past year how often have you smoked cigarettes?

Grade Level	N of Valid	N of Miss	Did Not Use	1/yr	6/yr	1/mo	2/mo	1/wk	3/wk	Every Day
6th	2851	66	89.3	4.4	1.3	0.7	0.4	0.6	1.1	2.2
7th	2209	31	81.7	6.3	2.7	1.2	1.0	1.7	2.1	3.2
8th	4007	71	75.4	7.6	3.7	1.7	1.6	2.3	2.6	5.0
9th	1692	36	65.8	8.0	3.8	2.7	2.7	3.1	3.5	10.4
10th	3426	62	64.9	8.2	3.9	2.2	2.6	2.8	3.8	11.6
11th	1261	25	55.9	7.9	4.1	2.9	2.2	3.3	4.4	19.1
12th	1422	25	52.3	7.9	4.6	2.5	2.4	3.7	5.3	21.3
Jr Hi	9067	168	81.3	6.3	2.7	1.3	1.1	1.6	2.0	3.7
Sr Hi	7801	148	61.3	8.0	4.1	2.5	2.5	3.1	4.1	14.3
Total	16868	316	72.1	7.1	3.3	1.8	1.7	2.3	3.0	8.6

Table 6.74: Within the past year how often have you used smokeless tobacco?

Grade Level	N of Valid	N of Miss	Did Not Use	1/yr	6/yr	1/mo	2/mo	1/wk	3/wk	Every Day
6th	2843	74	94.5	2.0	0.2	0.2	0.4	0.3	0.4	2.0
7th	2206	34	93.1	3.0	0.9	0.4	0.3	0.5	0.5	1.5
8th	4005	73	90.4	3.8	1.1	0.7	0.4	0.8	0.7	2.0
9th	1688	40	86.0	3.6	1.3	0.8	1.0	0.9	1.7	4.8
10th	3420	68	82.2	4.9	2.5	1.6	1.2	1.1	1.8	4.7
11th	1261	25	79.2	4.4	1.7	1.6	1.3	1.6	1.6	8.5
12th	1414	33	79.4	4.9	2.9	1.2	1.1	1.3	2.0	7.1
Jr Hi	9054	181	92.3	3.0	0.8	0.5	0.4	0.6	0.6	1.9
Sr Hi	7783	166	82.0	4.5	2.2	1.4	1.2	1.2	1.8	5.8
Total	16837	347	87.6	3.7	1.4	0.9	0.8	0.9	1.1	3.7

Table 6.75: Within the past year how often have you smoked cigars?

Grade Level	N of Valid	N of Miss	Did Not Use	Did						Every Day
				1/yr	6/yr	1/mo	2/mo	1/wk	3/wk	
6th	2836	81	95.1	2.2	0.2	0.3	0.2	0.2	0.3	1.5
7th	2196	44	91.8	3.4	0.6	1.2	0.5	0.5	0.7	1.1
8th	3988	90	90.1	4.8	1.2	0.9	0.6	0.8	0.6	1.1
9th	1678	50	83.1	5.0	2.8	1.6	1.4	1.8	1.3	3.0
10th	3408	80	81.1	6.7	3.3	2.3	1.8	1.8	0.8	2.1
11th	1251	35	73.4	8.3	5.0	3.2	2.7	2.6	1.2	3.7
12th	1415	32	68.0	10.0	5.4	4.3	4.0	2.8	1.8	3.7
Jr Hi	9020	215	92.1	3.6	0.7	0.8	0.4	0.5	0.5	1.2
Sr Hi	7752	197	77.9	7.2	3.9	2.7	2.2	2.1	1.2	2.9
Total	16772	412	85.5	5.3	2.2	1.7	1.3	1.3	0.8	2.0

Table 6.76: Within the past year how often have you drunk beer?

Grade Level	N of Valid	N of Miss	Did Not Use	Did						Every Day
				1/yr	6/yr	1/mo	2/mo	1/wk	3/wk	
6th	2837	80	87.1	7.3	1.9	0.7	0.6	0.2	0.6	1.6
7th	2201	39	77.2	10.5	3.8	2.2	1.6	1.7	1.3	1.7
8th	3988	90	67.0	13.6	6.1	3.5	3.3	3.1	2.0	1.4
9th	1680	48	54.8	13.4	8.2	5.5	6.7	5.1	2.6	3.7
10th	3410	78	48.2	14.5	10.4	6.4	7.3	7.0	3.5	2.7
11th	1255	31	41.1	12.4	11.0	9.2	7.2	9.7	5.7	3.7
12th	1414	33	37.3	11.6	10.3	8.0	10.4	12.0	5.8	4.7
Jr Hi	9026	209	75.8	10.9	4.2	2.3	2.1	1.8	1.4	1.6
Sr Hi	7759	190	46.5	13.4	10.0	6.9	7.7	8.0	4.1	3.4
Total	16785	399	62.2	12.0	6.9	4.5	4.7	4.7	2.6	2.4

Table 6.77: Within the past year how often have you drunk wine coolers?

Grade Level	N of Valid	N of Miss	Did Not Use	Did						Every Day
				1/yr	6/yr	1/mo	2/mo	1/wk	3/wk	
6th	2835	82	86.8	7.5	1.4	1.2	0.6	0.4	0.4	1.7
7th	2200	40	78.3	11.1	3.2	1.5	2.0	1.6	1.0	1.2
8th	3987	91	67.7	14.3	6.0	3.4	3.3	2.3	1.4	1.6
9th	1678	50	57.6	14.4	7.6	5.4	4.9	4.2	2.2	3.8
10th	3413	75	52.6	15.9	10.1	6.4	6.1	4.3	2.1	2.4
11th	1250	36	53.4	14.3	9.3	6.5	5.8	4.6	2.9	3.2
12th	1415	32	49.0	15.7	9.8	7.1	7.2	5.5	1.8	4.0
Jr Hi	9022	213	76.3	11.4	3.9	2.2	2.1	1.5	1.0	1.5
Sr Hi	7756	193	53.1	15.3	9.3	6.3	6.0	4.6	2.2	3.1
Total	16778	406	65.6	13.2	6.4	4.1	3.9	2.9	1.5	2.3

Table 6.78: Within the past year how often have you drunk liquor?

Grade Level	N of Valid	N of Miss	Did Not Use	Did						Every Day
				1/yr	6/yr	1/mo	2/mo	1/wk	3/wk	
6th	2836	81	92.5	3.2	1.2	0.6	0.4	0.3	0.4	1.5
7th	2196	44	85.2	6.3	2.4	1.4	1.5	1.0	1.0	1.2
8th	3986	92	75.0	10.2	4.3	2.6	2.6	2.3	1.8	1.3
9th	1677	51	59.9	12.7	6.4	5.0	5.1	5.1	1.9	3.9
10th	3407	81	51.3	13.8	9.7	6.3	7.5	5.4	3.1	2.8
11th	1256	30	42.5	13.7	10.4	8.6	8.4	8.1	4.5	3.7
12th	1415	32	37.0	13.4	10.5	10.3	9.8	10.6	3.9	4.5
Jr Hi	9018	217	82.9	7.1	2.8	1.7	1.6	1.4	1.2	1.3
Sr Hi	7755	194	49.1	13.5	9.2	7.1	7.6	6.7	3.2	3.5
Total	16773	411	67.3	10.0	5.8	4.2	4.4	3.8	2.1	2.3

Table 6.79: Within the past year how often have you smoked marijuana?

Grade Level	N of Valid	N of Miss	Did Not Use	Did						Every Day
				1/yr	6/yr	1/mo	2/mo	1/wk	3/wk	
6th	2829	88	96.2	0.9	0.2	0.2	0.3	0.2	0.4	1.5
7th	2195	45	90.9	2.7	0.9	0.7	0.8	1.0	1.0	2.0
8th	3988	90	85.3	4.3	1.9	1.1	1.3	1.9	1.8	2.4
9th	1686	42	75.0	5.6	3.2	2.4	2.3	2.4	2.9	6.3
10th	3411	77	70.7	7.0	4.0	2.6	3.3	3.2	3.8	5.3
11th	1255	31	60.4	9.1	4.7	3.9	3.0	4.1	5.0	9.8
12th	1416	31	61.6	8.2	4.5	3.5	2.8	4.7	5.1	9.7
Jr Hi	9012	223	90.1	2.8	1.1	0.7	0.9	1.2	1.2	2.0
Sr Hi	7768	181	68.3	7.3	4.1	2.9	2.9	3.4	4.0	7.0
Total	16780	404	80.0	4.9	2.5	1.8	1.8	2.2	2.5	4.4

Table 6.80: Within the past year how often have you used cocaine?

Grade Level	N of Valid	N of Miss	Did Not Use	Did						Every Day
				1/yr	6/yr	1/mo	2/mo	1/wk	3/wk	
6th	2833	84	97.2	0.5	0.2	0.1	0.1	0.1	0.1	1.6
7th	2190	50	96.8	0.9	0.3	0.3	0.1	0.2	0.4	1.0
8th	3995	83	95.6	1.4	0.7	0.4	0.3	0.4	0.3	1.0
9th	1682	46	93.0	1.6	0.5	0.5	0.7	0.5	0.5	2.7
10th	3416	72	92.4	2.6	0.9	0.6	0.7	0.5	0.3	2.0
11th	1250	36	89.4	3.3	1.4	1.4	0.6	0.9	0.8	2.4
12th	1413	34	87.8	3.4	1.6	1.2	0.8	0.9	0.6	3.7
Jr Hi	9018	217	96.4	1.0	0.4	0.3	0.2	0.3	0.2	1.2
Sr Hi	7761	188	91.2	2.6	1.0	0.8	0.7	0.6	0.5	2.5
Total	16779	405	94.0	1.8	0.7	0.5	0.4	0.4	0.3	1.8

Table 6.81: Within the past year how often have you used uppers?

Grade Level	N of Valid	N of Miss	Did Not Use	Did						Every Day
				1/yr	6/yr	1/mo	2/mo	1/wk	3/wk	
6th	2814	103	96.7	0.7	0.2	0.2	0.4	0.2	0.1	1.4
7th	2191	49	96.9	1.1	0.2	0.1	0.2	0.2	0.3	1.0
8th	3986	92	96.1	1.1	0.4	0.4	0.4	0.4	0.3	1.0
9th	1679	49	92.4	1.7	0.7	0.9	0.7	0.6	0.4	2.7
10th	3409	79	92.7	2.2	0.7	0.7	0.6	0.8	0.7	1.6
11th	1254	32	88.8	2.8	1.4	1.4	1.0	1.4	1.1	2.3
12th	1411	36	88.6	2.5	1.6	1.0	0.6	0.7	1.2	3.8
Jr Hi	8991	244	96.5	1.0	0.3	0.3	0.3	0.3	0.2	1.1
Sr Hi	7753	196	91.3	2.2	1.0	0.9	0.7	0.8	0.8	2.3
Total	16744	440	94.1	1.6	0.6	0.6	0.5	0.6	0.5	1.7

Table 6.82: Within the past year how often have you used downers?

Grade Level	N of Valid	N of Miss	Did Not Use	Did						Every Day
				1/yr	6/yr	1/mo	2/mo	1/wk	3/wk	
6th	2811	106	97.0	0.4	0.4	0.3	0.2	0.1	0.1	1.5
7th	2181	59	96.7	0.7	0.6	0.3	0.2	0.3	0.3	0.9
8th	3982	96	95.7	1.1	0.6	0.5	0.4	0.3	0.4	1.1
9th	1676	52	91.7	1.6	1.1	0.4	0.7	0.7	0.5	3.3
10th	3406	82	92.3	1.6	1.1	1.2	0.9	0.6	0.4	1.9
11th	1253	33	90.1	1.6	1.4	1.4	1.1	1.2	0.8	2.5
12th	1412	35	89.9	1.6	1.4	1.4	0.6	0.9	0.7	3.3
Jr Hi	8974	261	96.4	0.8	0.5	0.4	0.3	0.2	0.3	1.1
Sr Hi	7747	202	91.4	1.6	1.2	1.1	0.8	0.8	0.5	2.6
Total	16721	463	94.1	1.2	0.8	0.7	0.6	0.5	0.4	1.8

Table 6.83: Within the past year how often have you used inhalants?

Grade Level	N of Valid	N of Miss	Did Not Use	Did						Every Day
				1/yr	6/yr	1/mo	2/mo	1/wk	3/wk	
6th	2812	105	94.6	2.0	0.7	0.4	0.1	0.3	0.2	1.7
7th	2182	58	93.5	2.4	0.9	0.5	0.5	0.4	0.4	1.3
8th	3983	95	92.2	3.2	1.0	1.1	0.4	0.5	0.4	1.2
9th	1676	52	90.0	2.4	1.7	0.9	1.1	0.6	0.4	2.9
10th	3405	83	92.7	2.2	1.2	0.9	0.7	0.3	0.5	1.5
11th	1250	36	91.7	2.1	0.9	1.3	0.5	0.7	0.6	2.3
12th	1414	33	92.4	1.1	0.9	0.5	0.7	0.3	0.7	3.3
Jr Hi	8977	258	93.3	2.6	0.9	0.7	0.4	0.4	0.4	1.4
Sr Hi	7745	204	91.9	2.0	1.2	0.9	0.7	0.4	0.5	2.3
Total	16722	462	92.7	2.3	1.0	0.8	0.5	0.4	0.4	1.8

Table 6.84: Within the past year how often have you used hallucinogens?

Grade Level	N of Valid	N of Miss	Did Not Use	Did						Every Day
				1/yr	6/yr	1/mo	2/mo	1/wk	3/wk	
6th	2800	117	97.2	0.4	0.2	0.3	0.2	0.3	0.1	1.5
7th	2180	60	97.4	0.6	0.2	0.3	0.1	0.2	0.2	1.0
8th	3980	98	96.8	0.9	0.4	0.4	0.3	0.3	0.2	0.8
9th	1672	56	93.5	1.4	0.4	0.7	0.6	0.5	0.4	2.5
10th	3407	81	93.2	2.2	0.9	0.7	0.7	0.4	0.3	1.5
11th	1246	40	90.3	2.3	1.8	0.9	0.7	1.0	0.5	2.5
12th	1414	33	89.4	2.7	1.4	1.2	1.1	0.4	0.7	3.1
Jr Hi	8960	275	97.1	0.7	0.3	0.3	0.2	0.2	0.2	1.0
Sr Hi	7739	210	92.1	2.2	1.0	0.8	0.7	0.5	0.4	2.2
Total	16699	485	94.8	1.4	0.6	0.6	0.5	0.4	0.3	1.6

Table 6.85: Within the past year how often have you used heroin?

Grade Level	N of Valid	N of Miss	Did Not Use	Did						Every Day
				1/yr	6/yr	1/mo	2/mo	1/wk	3/wk	
6th	2796	121	97.3	0.4	0.3	0.1	0.3	0.3	0.0	1.4
7th	2187	53	97.3	0.6	0.3	0.4	0.2	0.1	0.1	1.0
8th	3971	107	97.5	0.7	0.3	0.2	0.2	0.1	0.2	0.8
9th	1680	48	94.7	0.9	0.7	0.2	0.2	0.4	0.1	2.8
10th	3405	83	95.7	1.0	0.4	0.5	0.4	0.3	0.2	1.5
11th	1252	34	94.3	0.8	0.5	0.5	0.5	0.5	0.4	2.6
12th	1411	36	93.0	1.6	0.7	0.5	0.4	0.4	0.3	3.1
Jr Hi	8954	281	97.4	0.5	0.3	0.2	0.2	0.2	0.1	1.0
Sr Hi	7748	201	94.8	1.0	0.5	0.4	0.3	0.4	0.2	2.3
Total	16702	482	96.2	0.8	0.4	0.3	0.3	0.3	0.2	1.6

Table 6.86: Within the past year how often have you used steroids?

Grade Level	N of Valid	N of Miss	Did Not Use	Did						Every Day
				1/yr	6/yr	1/mo	2/mo	1/wk	3/wk	
6th	2794	123	97.0	0.6	0.2	0.1	0.2	0.1	0.1	1.6
7th	2178	62	97.2	0.8	0.2	0.1	0.4	0.1	0.2	1.0
8th	3976	102	97.6	0.7	0.3	0.1	0.1	0.2	0.2	0.8
9th	1675	53	94.6	0.8	0.7	0.4	0.4	0.2	0.3	2.8
10th	3403	85	96.1	1.0	0.3	0.5	0.2	0.3	0.2	1.4
11th	1245	41	94.9	0.8	0.2	0.6	0.2	0.6	0.4	2.2
12th	1410	37	94.3	0.9	0.4	0.3	0.3	0.2	0.2	3.4
Jr Hi	8948	287	97.3	0.7	0.3	0.1	0.2	0.1	0.1	1.1
Sr Hi	7733	216	95.2	0.9	0.4	0.4	0.3	0.3	0.3	2.2
Total	16681	503	96.4	0.8	0.3	0.3	0.2	0.2	0.2	1.6

Table 6.87: Within the past year how often have you used ecstasy?

Grade Level	N of Valid	N of Miss	Did Not Use	Did						Every Day
				1/yr	6/yr	1/mo	2/mo	1/wk	3/wk	
6th	2794	123	97.3	0.5	0.1	0.1	0.3	0.1	0.0	1.5
7th	2179	61	97.1	0.7	0.3	0.2	0.2	0.3	0.2	0.9
8th	3962	116	96.2	1.1	0.5	0.4	0.4	0.3	0.2	0.9
9th	1669	59	93.7	1.7	0.6	0.6	0.2	0.2	0.2	2.7
10th	3400	88	93.6	2.1	0.9	0.6	0.4	0.4	0.3	1.6
11th	1246	40	91.8	2.3	1.3	0.6	1.0	0.2	0.6	2.2
12th	1412	35	90.6	3.0	1.6	0.6	0.6	0.3	0.4	3.0
Jr Hi	8935	300	96.8	0.8	0.3	0.3	0.3	0.2	0.2	1.1
Sr Hi	7727	222	92.8	2.2	1.0	0.6	0.5	0.3	0.3	2.2
Total	16662	522	94.9	1.5	0.6	0.4	0.4	0.3	0.2	1.6

Table 6.88: Within the past year how often have you used OxyContin?

Grade Level	N of Valid	N of Miss	Did Not Use	Did						Every Day
				1/yr	6/yr	1/mo	2/mo	1/wk	3/wk	
6th	2792	125	97.1	0.6	0.2	0.2	0.1	0.1	0.0	1.6
7th	2174	66	97.0	0.9	0.2	0.2	0.3	0.1	0.3	1.0
8th	3964	114	96.8	0.8	0.3	0.3	0.3	0.3	0.3	1.0
9th	1672	56	92.6	2.0	0.8	0.8	0.4	0.3	0.5	2.7
10th	3399	89	93.2	2.2	0.9	0.6	0.7	0.4	0.3	1.6
11th	1245	41	89.2	2.8	1.5	0.9	1.2	0.8	0.6	3.0
12th	1409	38	89.7	3.1	1.0	0.4	0.8	1.1	0.6	3.3
Jr Hi	8930	305	96.9	0.8	0.3	0.2	0.2	0.2	0.2	1.2
Sr Hi	7725	224	91.8	2.4	1.0	0.7	0.7	0.6	0.5	2.4
Total	16655	529	94.6	1.5	0.6	0.4	0.5	0.4	0.3	1.7

Table 6.89: Within the past year how often have you used tobacco?

Grade Level	N of Valid	N of Miss	Did Not Use	Did						Every Day
				1/yr	6/yr	1/mo	2/mo	1/wk	3/wk	
6th	2865	52	87.1	5.5	1.3	0.8	0.6	0.6	1.3	2.9
7th	2214	26	79.1	7.4	3.0	1.3	1.2	1.7	2.5	4.0
8th	4028	50	71.9	8.5	4.3	1.9	1.8	2.7	2.9	5.9
9th	1697	31	61.6	9.0	4.0	2.5	2.8	3.8	4.2	12.1
10th	3439	49	57.6	9.5	5.6	2.6	2.9	3.1	4.4	14.2
11th	1269	17	48.7	8.7	5.0	3.2	2.6	4.0	4.8	23.0
12th	1426	21	44.0	9.5	5.7	3.4	2.8	4.6	5.5	24.5
Jr Hi	9107	128	78.4	7.3	3.0	1.4	1.3	1.8	2.3	4.5
Sr Hi	7831	118	54.6	9.3	5.2	2.8	2.8	3.7	4.6	17.1
Total	16938	246	67.4	8.2	4.0	2.1	2.0	2.7	3.4	10.3

Table 6.90: Within the past year how often have you drunk alcohol?

Grade Level	N of Valid	N of Miss	Did Not Use	Did						Every Day
				1/yr	6/yr	1/mo	2/mo	1/wk	3/wk	
6th	2856	61	81.1	10.9	2.5	1.3	1.0	0.5	0.8	1.9
7th	2211	29	69.7	15.1	4.9	2.1	2.2	2.2	1.8	2.0
8th	4020	58	57.0	17.9	8.3	4.1	4.5	3.6	2.6	2.1
9th	1694	34	44.6	17.2	10.3	6.3	6.7	6.6	3.5	4.9
10th	3434	54	36.3	16.9	13.9	7.3	9.3	7.8	4.8	3.6
11th	1265	21	32.4	13.8	12.4	10.4	9.2	10.8	6.6	4.5
12th	1423	24	26.6	13.4	13.8	9.0	11.2	13.5	6.6	5.8
Jr Hi	9087	148	67.7	15.0	5.6	2.7	2.9	2.3	1.8	2.0
Sr Hi	7816	133	35.7	15.8	12.9	7.9	9.1	9.0	5.1	4.4
Total	16903	281	52.9	15.4	9.0	5.1	5.7	5.4	3.4	3.1

Table 6.91: Within the past year how often have you used illicit drugs?

Grade Level	N of Valid	N of Miss	Did Not Use	Did						Every Day
				1/yr	6/yr	1/mo	2/mo	1/wk	3/wk	
6th	2863	54	91.3	2.8	1.2	0.5	0.8	0.5	0.6	2.4
7th	2214	26	86.8	4.3	1.2	0.9	1.0	1.6	1.2	2.9
8th	4032	46	80.4	5.6	2.5	2.0	1.7	2.0	2.3	3.6
9th	1699	29	71.2	6.4	3.8	2.5	2.5	2.5	3.2	7.8
10th	3441	47	68.1	7.4	4.3	2.8	3.4	3.7	4.0	6.4
11th	1268	18	57.8	9.7	4.4	3.7	3.2	4.5	5.3	11.4
12th	1425	22	59.0	8.3	4.4	4.0	2.7	5.0	5.1	11.5
Jr Hi	9109	126	85.4	4.4	1.8	1.2	1.3	1.4	1.5	3.0
Sr Hi	7833	116	65.4	7.7	4.2	3.1	3.0	3.8	4.2	8.4
Total	16942	242	76.1	6.0	2.9	2.1	2.1	2.5	2.8	5.5

6.5 At What Age Did You First

Table 6.92: At what age did you first smoke cigarettes?

Grade Level	N of Valid	N of Miss	Never Used	8 or Under	9	10	11	12	13	14	15	16	17 or Older
6th	2820	97	86.7	3.8	2.2	2.3	2.5	1.7	0.3	0.0	0.0	0.0	0.3
7th	2197	43	77.7	4.4	2.5	3.9	4.9	4.8	1.6	0.2	0.0	0.0	0.1
8th	3982	96	70.6	5.0	2.8	3.1	4.4	6.2	5.8	1.8	0.2	0.1	0.1
9th	1677	51	60.3	6.9	2.1	3.0	3.7	6.9	10.0	5.2	1.4	0.1	0.2
10th	3403	85	56.9	5.4	2.6	3.4	3.7	5.9	7.4	7.5	5.7	1.3	0.1
11th	1246	40	47.3	6.5	2.9	3.9	3.5	7.3	7.2	6.4	8.3	5.1	1.6
12th	1402	45	44.9	5.5	2.4	2.8	3.9	6.4	7.9	6.6	6.9	7.1	5.6
Jr Hi	8999	236	77.4	4.5	2.5	3.1	3.9	4.4	3.0	0.9	0.1	0.0	0.1
Sr Hi	7728	221	53.9	5.9	2.5	3.3	3.7	6.4	8.0	6.7	5.4	2.7	1.4
Total	16727	457	66.5	5.1	2.5	3.2	3.8	5.4	5.4	3.6	2.6	1.3	0.7

Table 6.93: At what age did you first use smokeless tobacco?

Grade Level	N of Valid	N of Miss	Never Used	8 or Under	9	10	11	12	13	14	15	16	17 or Older
6th	2816	101	94.6	2.0	0.7	0.8	1.0	0.4	0.1	0.0	0.1	0.0	0.4
7th	2197	43	91.9	1.4	1.1	1.0	1.0	2.0	0.9	0.3	0.0	0.0	0.2
8th	3973	105	89.7	1.7	0.7	1.1	1.2	1.9	2.4	1.1	0.1	0.1	0.1
9th	1680	48	84.5	3.6	0.6	1.2	1.4	1.7	3.2	2.3	1.2	0.3	0.2
10th	3382	106	79.6	2.6	0.9	0.9	1.0	1.7	3.3	4.3	4.1	1.3	0.1
11th	1239	47	76.5	3.6	1.0	1.6	1.2	2.1	1.8	3.5	4.1	3.6	1.0
12th	1390	57	75.7	2.7	0.9	0.8	0.9	1.9	2.9	2.9	3.7	4.9	2.7
Jr Hi	8986	249	91.8	1.7	0.8	1.0	1.1	1.5	1.3	0.6	0.1	0.0	0.2
Sr Hi	7691	258	79.5	3.0	0.8	1.1	1.1	1.8	3.0	3.5	3.4	2.1	0.7
Total	16677	507	86.1	2.3	0.8	1.0	1.1	1.6	2.1	1.9	1.6	1.0	0.4

Table 6.94: At what age did you first smoke cigars?

Grade Level	N of Valid	N of Miss	Never Used	8 or Under	9	10	11	12	13	14	15	16	17 or Older
6th	2813	104	95.1	1.9	0.5	0.5	0.8	0.6	0.2	0.0	0.0	0.0	0.3
7th	2189	51	91.4	1.4	0.5	1.1	1.7	2.1	1.4	0.2	0.0	0.0	0.1
8th	3947	131	88.6	1.5	0.9	0.9	1.7	2.2	2.7	1.1	0.1	0.1	0.1
9th	1668	60	80.9	3.2	0.8	1.6	1.3	2.4	4.3	3.7	1.3	0.2	0.2
10th	3383	105	77.9	2.0	0.9	1.1	1.4	2.2	3.9	4.3	5.1	1.0	0.1
11th	1232	54	69.8	2.4	1.1	1.9	1.2	3.4	3.6	4.8	6.2	4.2	1.5
12th	1378	69	63.8	3.1	0.9	1.6	0.9	2.3	4.6	4.1	6.1	6.2	6.4
Jr Hi	8949	286	91.3	1.6	0.7	0.8	1.4	1.7	1.6	0.5	0.1	0.1	0.2
Sr Hi	7661	288	74.7	2.5	0.9	1.4	1.3	2.5	4.1	4.2	4.6	2.3	1.5
Total	16610	574	83.7	2.0	0.8	1.1	1.4	2.0	2.7	2.2	2.2	1.1	0.8

Table 6.95: At what age did you first drink beer?

Grade Level	N of Valid	N of Miss	Never Used	8 or Under	9	10	11	12	13	14	15	16	17 or Older
6th	2814	103	84.9	5.3	2.4	2.6	2.8	1.4	0.2	0.0	0.0	0.1	0.3
7th	2182	58	74.1	6.0	2.7	4.4	4.1	6.0	2.2	0.2	0.1	0.0	0.2
8th	3964	114	63.1	6.7	2.6	3.9	4.7	7.6	8.1	2.9	0.3	0.1	0.1
9th	1673	55	51.9	7.7	2.2	3.0	4.4	7.1	11.7	9.1	2.1	0.4	0.5
10th	3385	103	43.0	7.1	2.2	3.1	2.7	6.7	9.7	11.1	11.8	2.2	0.4
11th	1235	51	34.4	7.5	2.3	2.7	2.8	5.3	8.8	10.3	15.3	8.3	2.3
12th	1389	58	31.4	6.0	1.8	2.0	2.7	4.9	8.6	10.5	13.4	12.3	6.4
Jr Hi	8960	275	72.6	6.1	2.6	3.6	4.0	5.2	4.2	1.3	0.2	0.1	0.2
Sr Hi	7682	267	41.4	7.1	2.1	2.8	3.1	6.3	9.8	10.4	10.5	4.6	1.8
Total	16642	542	58.2	6.6	2.4	3.2	3.6	5.7	6.8	5.5	5.0	2.2	0.9

Table 6.96: At what age did you first drink wine coolers?

Grade Level	N of Valid	N of Miss	Never Used	8 or Under	9	10	11	12	13	14	15	16	17 or Older
6th	2800	117	86.9	3.4	2.1	2.7	2.7	1.5	0.3	0.0	0.1	0.1	0.4
7th	2184	56	77.2	3.2	2.9	3.4	4.9	5.4	2.4	0.3	0.1	0.0	0.1
8th	3967	111	65.2	4.3	2.6	4.1	5.2	7.0	8.6	2.4	0.3	0.1	0.1
9th	1675	53	53.7	5.0	2.3	3.5	4.6	8.1	11.7	8.2	2.1	0.5	0.3
10th	3383	105	48.1	4.4	2.0	2.5	3.3	7.6	9.3	10.6	10.0	1.8	0.3
11th	1238	48	45.2	4.8	2.2	2.3	2.3	6.7	8.6	9.0	10.8	6.1	2.0
12th	1388	59	38.9	4.5	1.7	2.4	2.8	4.2	7.5	9.7	12.4	9.7	6.1
Jr Hi	8951	284	74.9	3.8	2.5	3.5	4.4	4.8	4.5	1.2	0.2	0.1	0.2
Sr Hi	7684	265	47.2	4.6	2.0	2.7	3.4	6.9	9.4	9.7	8.8	3.6	1.6
Total	16635	549	62.1	4.2	2.3	3.1	3.9	5.8	6.8	5.1	4.2	1.7	0.8

Table 6.97: At what age did you first drink liquor?

Grade Level	N of Valid	N of Miss	Never Used	8 or Under	9	10	11	12	13	14	15	16	17 or Older
6th	2805	112	92.6	2.1	1.1	1.2	1.4	0.9	0.4	0.0	0.0	0.0	0.4
7th	2187	53	84.4	2.0	1.8	2.1	2.7	4.6	1.9	0.2	0.1	0.0	0.1
8th	3957	121	74.0	2.8	1.4	2.0	2.9	5.2	8.2	3.1	0.3	0.0	0.1
9th	1671	57	58.5	4.4	0.8	2.3	2.8	5.9	11.4	10.4	2.6	0.5	0.4
10th	3377	111	49.1	3.2	0.9	1.7	2.2	5.4	9.4	11.8	13.4	2.7	0.3
11th	1231	55	37.9	4.0	1.1	2.0	2.4	4.5	8.7	10.8	15.9	9.8	2.7
12th	1379	68	34.4	3.8	1.7	1.4	2.0	4.4	7.2	9.0	13.6	15.3	7.3
Jr Hi	8949	286	82.4	2.4	1.4	1.8	2.4	3.7	4.2	1.4	0.2	0.0	0.2
Sr Hi	7658	291	46.7	3.7	1.1	1.8	2.3	5.2	9.3	10.8	11.5	5.6	2.0
Total	16607	577	65.9	3.0	1.3	1.8	2.3	4.4	6.6	5.8	5.4	2.6	1.0

Table 6.98: At what age did you first smoke marijuana?

Grade Level	N of Valid	N of Miss	Never Used	8 or Under	9	10	11	12	13	14	15	16	17 or Older
6th	2807	110	96.2	1.2	0.3	0.5	0.6	0.6	0.1	0.0	0.0	0.1	0.3
7th	2195	45	91.3	0.8	0.5	1.0	1.5	2.6	1.9	0.2	0.1	0.0	0.1
8th	3975	103	85.4	1.4	0.6	0.9	1.3	3.3	4.7	2.0	0.2	0.1	0.1
9th	1670	58	74.9	2.6	0.8	0.9	1.6	3.9	6.3	6.3	2.0	0.5	0.2
10th	3383	105	68.2	1.8	0.7	0.9	1.3	2.9	6.0	8.1	7.7	2.1	0.2
11th	1234	52	58.3	2.4	1.0	1.5	1.7	3.3	5.3	7.7	9.9	7.1	1.9
12th	1386	61	57.2	2.9	1.5	0.6	0.9	3.5	5.1	6.5	9.0	7.6	5.2
Jr Hi	8977	258	90.2	1.2	0.5	0.8	1.1	2.3	2.6	0.9	0.1	0.1	0.1
Sr Hi	7673	276	66.1	2.3	0.9	0.9	1.3	3.3	5.8	7.4	7.1	3.5	1.4
Total	16650	534	79.1	1.7	0.7	0.9	1.2	2.8	4.1	3.9	3.3	1.7	0.7

Table 6.99: At what age did you first use cocaine?

Grade Level	N of Valid	N of Miss	Never Used	8 or Under	9	10	11	12	13	14	15	16	17 or Older
6th	2805	112	97.7	1.1	0.3	0.2	0.2	0.1	0.0	0.0	0.0	0.0	0.3
7th	2194	46	97.3	0.7	0.3	0.2	0.3	0.6	0.5	0.0	0.1	0.0	0.1
8th	3973	105	96.0	0.7	0.2	0.3	0.3	0.7	1.1	0.5	0.2	0.0	0.1
9th	1679	49	93.2	2.1	0.3	0.5	0.2	0.5	1.0	1.2	0.7	0.1	0.3
10th	3389	99	92.3	1.3	0.1	0.3	0.3	0.6	0.8	1.2	2.1	0.9	0.1
11th	1241	45	88.7	1.5	0.2	0.4	0.1	0.7	0.9	0.6	2.2	3.3	1.4
12th	1386	61	87.2	2.5	0.3	0.3	0.4	0.6	0.4	1.6	1.5	2.3	3.0
Jr Hi	8972	263	96.9	0.8	0.2	0.2	0.3	0.5	0.6	0.2	0.1	0.0	0.2
Sr Hi	7695	254	91.0	1.7	0.2	0.4	0.2	0.6	0.8	1.2	1.7	1.4	0.9
Total	16667	517	94.2	1.2	0.2	0.3	0.2	0.5	0.7	0.7	0.8	0.6	0.5

Table 6.100: At what age did you first use uppers?

Grade Level	N of Valid	N of Miss	Never Used	8 or Under	9	10	11	12	13	14	15	16	17 or Older
6th	2792	125	97.2	1.4	0.4	0.2	0.2	0.3	0.1	0.0	0.0	0.0	0.3
7th	2188	52	97.8	0.7	0.2	0.2	0.1	0.5	0.2	0.0	0.1	0.0	0.1
8th	3975	103	96.5	0.6	0.2	0.2	0.4	0.7	0.8	0.4	0.1	0.0	0.1
9th	1675	53	93.0	2.1	0.3	0.4	0.4	0.4	1.3	1.3	0.5	0.1	0.4
10th	3395	93	93.2	1.1	0.1	0.4	0.3	0.6	0.8	1.4	1.4	0.6	0.2
11th	1241	45	88.6	1.3	0.2	0.7	0.2	0.5	1.5	1.5	1.9	2.3	1.3
12th	1388	59	88.3	2.2	0.7	0.1	0.4	0.4	0.4	1.2	1.4	2.7	2.2
Jr Hi	8955	280	97.0	0.9	0.3	0.2	0.3	0.5	0.4	0.2	0.0	0.0	0.2
Sr Hi	7699	250	91.5	1.5	0.3	0.4	0.3	0.5	0.9	1.4	1.3	1.1	0.8
Total	16654	530	94.5	1.2	0.3	0.3	0.3	0.5	0.7	0.7	0.6	0.5	0.5

Table 6.101: At what age did you first use downers?

Grade Level	N of Valid	N of Miss	Never Used	8 or Under	9	10	11	12	13	14	15	16	17 or Older
6th	2785	132	97.3	1.3	0.2	0.2	0.2	0.4	0.1	0.0	0.0	0.0	0.4
7th	2193	47	97.6	0.5	0.2	0.4	0.1	0.4	0.4	0.0	0.1	0.0	0.1
8th	3970	108	95.9	0.7	0.2	0.2	0.4	0.8	0.9	0.6	0.2	0.1	0.1
9th	1669	59	92.3	2.1	0.3	0.2	0.4	0.8	1.6	1.1	0.7	0.1	0.3
10th	3388	100	92.4	1.2	0.1	0.5	0.3	0.7	1.2	1.5	1.4	0.6	0.1
11th	1238	48	90.0	1.5	0.2	0.4	0.3	0.8	1.5	1.5	1.6	1.7	0.4
12th	1388	59	90.6	2.4	0.5	0.1	0.2	0.6	0.6	1.2	1.4	1.2	1.1
Jr Hi	8948	287	96.8	0.8	0.2	0.3	0.2	0.6	0.5	0.3	0.1	0.0	0.2
Sr Hi	7683	266	91.7	1.7	0.2	0.4	0.3	0.7	1.2	1.4	1.3	0.8	0.4
Total	16631	553	94.4	1.2	0.2	0.3	0.3	0.6	0.8	0.8	0.7	0.4	0.3

Table 6.102: At what age did you first use inhalants?

Grade Level	N of Valid	N of Miss	Never Used	8 or Under	9	10	11	12	13	14	15	16	17 or Older
6th	2788	129	94.8	2.2	0.5	0.6	0.7	0.7	0.1	0.0	0.0	0.0	0.3
7th	2191	49	94.1	1.5	0.5	0.8	0.8	1.5	0.5	0.0	0.0	0.0	0.2
8th	3970	108	92.8	1.5	0.5	0.9	0.7	1.6	1.2	0.6	0.1	0.1	0.1
9th	1676	52	90.9	2.9	0.7	0.6	0.6	1.3	1.2	1.0	0.6	0.1	0.2
10th	3390	98	92.4	1.8	0.4	0.3	0.5	1.0	1.0	1.1	1.1	0.3	0.1
11th	1239	47	90.6	1.9	0.4	0.7	0.5	1.1	0.8	1.2	1.2	0.8	0.7
12th	1389	58	92.2	2.5	0.5	0.4	0.5	0.6	0.3	0.8	0.7	0.6	0.9
Jr Hi	8949	286	93.7	1.7	0.5	0.8	0.7	1.3	0.7	0.3	0.0	0.0	0.2
Sr Hi	7694	255	91.7	2.2	0.5	0.5	0.5	1.0	0.9	1.0	0.9	0.4	0.4
Total	16643	541	92.8	1.9	0.5	0.6	0.6	1.2	0.8	0.6	0.5	0.2	0.3

Table 6.103: At what age did you first use hallucinogens?

Grade Level	N of Valid	N of Miss	Never Used	8 or Under	9	10	11	12	13	14	15	16	17 or Older
6th	2791	126	97.8	1.1	0.1	0.1	0.2	0.2	0.1	0.0	0.0	0.0	0.4
7th	2187	53	98.1	0.6	0.3	0.1	0.1	0.4	0.1	0.0	0.1	0.0	0.1
8th	3969	109	97.3	0.6	0.1	0.2	0.3	0.6	0.5	0.3	0.1	0.0	0.1
9th	1679	49	94.0	2.0	0.4	0.1	0.4	0.4	0.7	1.2	0.4	0.2	0.4
10th	3389	99	93.7	1.2	0.2	0.3	0.2	0.5	0.4	1.4	1.5	0.6	0.1
11th	1236	50	90.9	1.3	0.2	0.4	0.2	0.5	0.8	1.3	1.6	2.0	0.8
12th	1390	57	89.6	2.4	0.4	0.4	0.3	0.3	1.1	0.4	1.6	2.0	1.5
Jr Hi	8947	288	97.6	0.8	0.2	0.1	0.2	0.4	0.3	0.1	0.1	0.0	0.2
Sr Hi	7694	255	92.6	1.6	0.3	0.3	0.3	0.4	0.6	1.1	1.3	1.0	0.5
Total	16641	543	95.3	1.2	0.2	0.2	0.2	0.4	0.5	0.6	0.6	0.5	0.3

Table 6.104: At what age did you first use heroin?

Grade Level	N of Valid	N of Miss	Never Used	8 or Under	9	10	11	12	13	14	15	16	17 or Older
6th	2792	125	97.6	1.1	0.1	0.3	0.2	0.3	0.1	0.0	0.0	0.0	0.3
7th	2195	45	98.0	0.6	0.2	0.1	0.3	0.2	0.2	0.0	0.0	0.0	0.2
8th	3973	105	97.6	0.8	0.1	0.1	0.1	0.3	0.5	0.3	0.1	0.0	0.1
9th	1678	50	94.7	2.0	0.2	0.4	0.1	0.2	0.7	0.8	0.3	0.2	0.3
10th	3391	97	96.0	1.1	0.1	0.2	0.1	0.3	0.2	0.4	1.0	0.4	0.1
11th	1237	49	94.1	1.5	0.2	0.2	0.2	0.6	0.4	0.6	0.3	0.8	1.1
12th	1390	57	93.0	2.2	0.6	0.2	0.4	0.6	0.2	0.4	0.6	0.9	0.9
Jr Hi	8960	275	97.7	0.9	0.1	0.2	0.2	0.3	0.3	0.1	0.1	0.0	0.2
Sr Hi	7696	253	94.9	1.6	0.2	0.2	0.2	0.4	0.4	0.5	0.7	0.5	0.4
Total	16656	528	96.4	1.2	0.2	0.2	0.2	0.3	0.3	0.3	0.3	0.3	0.3

Table 6.105: At what age did you first use steroids?

Grade Level	N of Valid	N of Miss	Never Used	8 or Under	9	10	11	12	13	14	15	16	17 or Older
6th	2786	131	97.4	1.3	0.3	0.2	0.3	0.2	0.1	0.0	0.0	0.0	0.3
7th	2188	52	97.8	0.5	0.5	0.0	0.3	0.3	0.4	0.0	0.0	0.0	0.1
8th	3963	115	97.6	0.8	0.3	0.2	0.1	0.3	0.4	0.2	0.0	0.0	0.1
9th	1676	52	94.9	2.0	0.2	0.3	0.4	0.2	0.7	0.5	0.4	0.1	0.3
10th	3387	101	96.4	1.1	0.1	0.2	0.2	0.2	0.3	0.5	0.7	0.2	0.1
11th	1235	51	94.9	1.4	0.1	0.3	0.3	0.2	0.2	0.7	1.1	0.2	0.6
12th	1389	58	94.5	2.2	0.5	0.2	0.2	0.3	0.1	0.5	0.4	0.4	0.6
Jr Hi	8937	298	97.6	0.9	0.3	0.1	0.2	0.3	0.3	0.1	0.0	0.0	0.2
Sr Hi	7687	262	95.5	1.5	0.2	0.3	0.2	0.2	0.3	0.5	0.6	0.2	0.3
Total	16624	560	96.6	1.2	0.3	0.2	0.2	0.2	0.3	0.3	0.3	0.1	0.2

Table 6.106: At what age did you first use ecstasy?

Grade Level	N of Valid	N of Miss	Never Used	8 or Under	9	10	11	12	13	14	15	16	17 or Older
6th	2778	139	97.8	1.2	0.0	0.2	0.2	0.0	0.0	0.0	0.0	0.0	0.4
7th	2189	51	97.6	0.5	0.2	0.2	0.3	0.5	0.5	0.0	0.1	0.0	0.1
8th	3959	119	96.4	0.8	0.2	0.1	0.4	0.5	0.7	0.7	0.1	0.0	0.1
9th	1668	60	93.5	2.1	0.4	0.4	0.0	0.5	0.8	1.3	0.6	0.3	0.2
10th	3391	97	93.7	1.2	0.0	0.3	0.1	0.5	0.7	1.4	1.3	0.7	0.1
11th	1238	48	91.7	1.4	0.1	0.3	0.6	0.2	1.1	0.8	1.5	1.3	1.0
12th	1388	59	90.8	2.3	0.6	0.1	0.4	0.1	0.3	0.8	1.2	1.7	1.8
Jr Hi	8926	309	97.1	0.8	0.2	0.2	0.3	0.3	0.4	0.3	0.1	0.0	0.2
Sr Hi	7685	264	92.8	1.6	0.2	0.3	0.2	0.4	0.7	1.2	1.2	0.9	0.6
Total	16611	573	95.1	1.2	0.2	0.2	0.3	0.4	0.6	0.7	0.6	0.4	0.4

Table 6.107: At what age did you first use OxyContin?

Grade Level	N of Valid	N of Miss	Never Used	8 or Under	9	10	11	12	13	14	15	16	17 or Older
6th	2779	138	97.6	1.3	0.2	0.1	0.1	0.1	0.1	0.0	0.0	0.1	0.3
7th	2181	59	97.5	0.6	0.3	0.1	0.3	0.5	0.4	0.1	0.1	0.0	0.2
8th	3964	114	96.9	0.7	0.1	0.1	0.2	0.6	0.5	0.6	0.2	0.0	0.1
9th	1673	55	93.2	2.2	0.2	0.2	0.1	0.6	1.1	1.3	0.7	0.1	0.3
10th	3383	105	93.3	1.1	0.1	0.3	0.1	0.4	0.8	1.4	1.8	0.7	0.1
11th	1242	44	89.2	1.3	0.2	0.3	0.2	0.7	0.8	1.6	2.3	2.3	1.0
12th	1390	57	89.9	2.4	0.7	0.1	0.2	0.2	0.5	0.7	0.8	2.4	2.0
Jr Hi	8924	311	97.3	0.8	0.2	0.1	0.2	0.4	0.3	0.3	0.1	0.0	0.2
Sr Hi	7688	261	92.0	1.6	0.3	0.2	0.2	0.5	0.8	1.3	1.5	1.1	0.6
Total	16612	572	94.8	1.2	0.2	0.2	0.2	0.4	0.6	0.7	0.7	0.5	0.4

6.6 Where Do You Use

Table 6.108: Where do you smoke cigarettes?

Grade Level	N of Valid	N of Miss	Do Not Use	At Home	At School	In A Car	Friend's House	Other
6th	2917	0	85.2	5.3	1.0	1.4	4.5	4.3
7th	2240	0	79.9	8.3	0.8	2.5	8.1	7.9
8th	4078	0	73.1	11.5	1.5	4.6	12.9	9.8
9th	1728	0	65.9	16.6	3.8	10.1	18.1	13.1
10th	3488	0	63.6	17.9	4.4	13.8	18.8	13.5
11th	1286	0	55.5	21.9	6.4	21.9	24.3	17.8
12th	1447	0	52.7	17.8	5.6	26.1	23.8	19.4
Jr Hi	9235	0	78.6	8.8	1.2	3.1	9.1	7.6
Sr Hi	7949	0	60.8	18.3	4.8	16.6	20.4	15.2
Total	17184	0	70.4	13.2	2.9	9.3	14.3	11.1

Table 6.109: Where do you use smokeless tobacco?

Grade Level	N of Valid	N of Miss	Do Not Use	At Home	At School	In A Car	Friend's House	Other
6th	2917	0	90.2	2.6	1.1	1.0	1.7	1.5
7th	2240	0	90.0	3.0	0.6	1.0	2.5	3.2
8th	4078	0	87.7	4.3	1.5	1.3	3.9	3.6
9th	1728	0	82.3	6.9	4.2	3.9	7.1	5.9
10th	3488	0	79.7	8.2	4.5	4.6	7.0	6.4
11th	1286	0	77.8	9.5	8.1	7.6	9.2	7.9
12th	1447	0	76.2	8.8	5.2	7.2	8.6	7.0
Jr Hi	9235	0	89.1	3.5	1.1	1.1	2.8	2.8
Sr Hi	7949	0	79.3	8.2	5.1	5.4	7.7	6.6
Total	17184	0	84.6	5.7	3.0	3.1	5.1	4.6

Table 6.110: Where do you smoke cigars?

Grade Level	N of Valid	N of Miss	Do Not Use	At Home	At School	In A Car	Friend's House	Other
6th	2917	0	90.8	2.0	0.8	0.8	1.5	1.5
7th	2240	0	88.8	3.8	0.7	1.4	3.3	3.1
8th	4078	0	87.0	4.2	0.7	1.3	4.1	3.5
9th	1728	0	79.1	7.8	2.4	3.5	7.5	5.8
10th	3488	0	77.5	7.9	1.7	4.3	8.3	6.3
11th	1286	0	71.9	10.0	2.5	7.0	11.4	8.2
12th	1447	0	67.0	9.9	2.4	8.7	14.4	9.1
Jr Hi	9235	0	88.6	3.4	0.7	1.1	3.1	2.8
Sr Hi	7949	0	75.0	8.6	2.1	5.4	9.7	7.0
Total	17184	0	82.3	5.8	1.4	3.1	6.2	4.7

Table 6.111: Where do you drink beer?

Grade Level	N of Valid	N of Miss	Do Not Use	At Home	At School	In A Car	Friend's House	Other
6th	2917	0	83.5	7.7	0.9	1.1	3.2	3.2
7th	2240	0	76.6	12.3	0.6	2.3	7.5	6.3
8th	4078	0	65.6	16.7	1.0	2.6	15.9	10.8
9th	1728	0	54.5	21.4	3.5	6.6	25.4	14.4
10th	3488	0	47.6	22.7	2.4	7.2	31.6	16.5
11th	1286	0	40.0	23.2	3.1	9.6	38.3	19.2
12th	1447	0	36.2	23.5	3.2	9.0	41.8	20.6
Jr Hi	9235	0	73.9	12.8	0.9	2.0	9.8	7.3
Sr Hi	7949	0	45.8	22.6	2.9	7.8	33.2	17.2
Total	17184	0	60.9	17.4	1.8	4.7	20.6	11.9

Table 6.112: Where do you drink wine coolers?

Grade Level	N of Valid	N of Miss	Do Not Use	At Home	At School	In A Car	Friend's House	Other
6th	2917	0	84.2	7.5	0.9	1.0	2.9	3.3
7th	2240	0	77.3	12.2	0.6	1.7	5.4	6.3
8th	4078	0	66.3	17.4	0.8	2.2	13.1	8.9
9th	1728	0	55.8	21.9	2.7	4.5	20.7	13.4
10th	3488	0	50.4	23.5	2.1	5.0	25.2	14.6
11th	1286	0	49.5	21.5	2.9	5.9	26.8	14.8
12th	1447	0	44.4	22.8	2.2	5.5	31.1	15.7
Jr Hi	9235	0	74.6	13.0	0.8	1.7	8.0	6.5
Sr Hi	7949	0	50.4	22.7	2.4	5.1	25.5	14.5
Total	17184	0	63.4	17.5	1.5	3.3	16.1	10.2

Table 6.113: Where do you drink liquor?

Grade Level	N of Valid	N of Miss	Do Not Use	At Home	At School	In A Car	Friend's House	Other
6th	2917	0	88.7	3.4	0.8	0.9	2.2	2.0
7th	2240	0	82.9	8.1	0.6	1.6	4.5	5.3
8th	4078	0	73.1	11.6	1.0	2.2	12.3	7.8
9th	1728	0	58.3	17.9	3.6	5.4	22.6	13.7
10th	3488	0	50.3	20.0	2.8	5.8	29.4	15.1
11th	1286	0	41.8	22.9	4.0	8.4	35.8	17.9
12th	1447	0	36.6	23.7	3.8	7.7	41.0	20.6
Jr Hi	9235	0	80.4	8.2	0.8	1.6	7.2	5.4
Sr Hi	7949	0	48.2	20.7	3.3	6.5	31.1	16.2
Total	17184	0	65.5	14.0	2.0	3.9	18.3	10.4

Table 6.114: Where do you smoke marijuana?

Grade Level	N of Valid	N of Miss	Do Not Use	At Home	At School	In A Car	Friend's House	Other
6th	2917	0	91.4	1.3	0.9	0.9	1.4	1.3
7th	2240	0	89.1	2.8	0.4	1.5	4.0	3.5
8th	4078	0	83.0	5.2	0.9	2.7	8.6	5.4
9th	1728	0	73.3	9.0	3.3	6.4	14.6	10.8
10th	3488	0	68.5	10.9	3.3	9.4	18.9	11.8
11th	1286	0	59.4	14.0	4.7	15.0	25.6	16.1
12th	1447	0	60.2	13.3	4.4	15.4	24.3	15.4
Jr Hi	9235	0	87.1	3.4	0.8	1.8	5.2	3.6
Sr Hi	7949	0	66.6	11.4	3.7	10.8	20.0	12.9
Total	17184	0	77.6	7.1	2.2	6.0	12.1	7.9

Table 6.115: Where do you use cocaine?

Grade Level	N of Valid	N of Miss	Do Not Use	At Home	At School	In A Car	Friend's House	Other
6th	2917	0	92.2	1.0	0.9	0.7	0.8	0.8
7th	2240	0	94.2	0.8	0.4	0.8	0.9	1.1
8th	4078	0	92.4	1.1	0.7	0.9	2.1	1.2
9th	1728	0	88.6	2.6	2.1	2.0	3.5	2.7
10th	3488	0	88.1	2.5	1.4	1.5	3.6	2.4
11th	1286	0	84.8	3.2	1.8	2.9	5.7	3.7
12th	1447	0	83.1	3.5	2.7	2.8	4.8	3.9
Jr Hi	9235	0	92.8	1.0	0.7	0.8	1.4	1.1
Sr Hi	7949	0	86.8	2.8	1.8	2.1	4.1	3.0
Total	17184	0	90.0	1.8	1.2	1.4	2.7	1.9

Table 6.116: Where do you use uppers?

Grade Level	N of Valid	N of Miss	Do Not Use	At Home	At School	In A Car	Friend's House	Other
6th	2917	0	91.2	1.2	0.9	0.7	0.9	0.7
7th	2240	0	94.6	0.8	0.5	0.6	0.8	0.9
8th	4078	0	92.5	1.4	0.9	0.7	1.5	1.1
9th	1728	0	88.6	2.9	2.5	1.5	3.1	2.5
10th	3488	0	88.9	2.6	1.9	1.3	2.7	2.2
11th	1286	0	85.4	4.0	3.5	2.7	4.5	3.0
12th	1447	0	83.8	3.9	3.1	2.9	3.7	4.0
Jr Hi	9235	0	92.6	1.2	0.8	0.7	1.1	0.9
Sr Hi	7949	0	87.3	3.1	2.5	1.9	3.3	2.7
Total	17184	0	90.2	2.1	1.6	1.2	2.1	1.8

Table 6.117: Where do you use downers?

Grade Level	N of Valid	N of Miss	Do Not Use	At Home	At School	In A Car	Friend's House	Other
6th	2917	0	91.4	1.3	0.9	0.7	0.8	0.7
7th	2240	0	94.5	1.1	0.5	0.6	0.8	0.9
8th	4078	0	92.2	2.1	0.9	0.8	1.5	1.2
9th	1728	0	88.4	3.9	2.4	1.9	2.8	2.7
10th	3488	0	88.1	3.2	2.0	1.3	2.8	2.2
11th	1286	0	85.1	4.5	2.9	2.6	4.3	2.9
12th	1447	0	85.2	3.9	2.5	2.1	3.1	3.1
Jr Hi	9235	0	92.5	1.6	0.8	0.7	1.1	1.0
Sr Hi	7949	0	87.2	3.7	2.3	1.8	3.1	2.6
Total	17184	0	90.0	2.6	1.5	1.2	2.0	1.7

Table 6.118: Where do you use inhalants?

Grade Level	N of Valid	N of Miss	Do Not Use	At Home	At School	In A Car	Friend's House	Other
6th	2917	0	89.3	2.2	2.2	0.9	1.4	1.2
7th	2240	0	91.9	2.3	2.0	0.8	1.7	1.7
8th	4078	0	89.9	3.7	2.6	1.1	2.3	2.0
9th	1728	0	87.2	4.1	3.4	2.0	3.6	3.1
10th	3488	0	88.8	3.3	2.2	1.1	2.4	1.9
11th	1286	0	86.5	3.1	3.1	2.2	3.3	2.6
12th	1447	0	86.7	2.8	2.2	1.8	1.9	2.1
Jr Hi	9235	0	90.2	2.9	2.3	0.9	1.9	1.7
Sr Hi	7949	0	87.7	3.3	2.6	1.6	2.7	2.3
Total	17184	0	89.1	3.1	2.4	1.2	2.3	2.0

Table 6.119: Where do you use hallucinogens?

Grade Level	N of Valid	N of Miss	Do Not Use	At Home	At School	In A Car	Friend's House	Other
6th	2917	0	91.4	1.0	1.0	0.6	0.8	0.7
7th	2240	0	94.6	0.8	0.5	0.5	0.7	0.8
8th	4078	0	93.1	1.1	0.7	0.6	1.1	1.0
9th	1728	0	89.8	2.4	1.7	1.4	2.9	2.3
10th	3488	0	89.4	2.2	1.3	1.4	3.1	2.4
11th	1286	0	86.6	2.9	2.0	2.2	4.0	3.3
12th	1447	0	84.3	3.1	2.3	2.5	4.2	4.0
Jr Hi	9235	0	92.9	1.0	0.8	0.6	0.9	0.8
Sr Hi	7949	0	88.1	2.5	1.7	1.7	3.4	2.8
Total	17184	0	90.7	1.7	1.2	1.1	2.1	1.8

Table 6.120: Where do you use heroin?

Grade Level	N of Valid	N of Miss	Do Not Use	At Home	At School	In A Car	Friend's House	Other
6th	2917	0	91.4	0.8	1.0	0.5	0.8	0.8
7th	2240	0	94.5	0.8	0.5	0.4	0.8	0.7
8th	4078	0	93.4	0.7	0.6	0.6	1.1	0.8
9th	1728	0	90.4	2.1	1.9	1.4	2.5	1.7
10th	3488	0	91.1	1.1	1.3	0.8	1.7	1.4
11th	1286	0	88.3	2.0	2.0	1.9	2.2	2.3
12th	1447	0	87.3	2.3	1.9	1.5	2.3	2.6
Jr Hi	9235	0	93.0	0.7	0.7	0.6	0.9	0.8
Sr Hi	7949	0	89.8	1.7	1.7	1.2	2.1	1.8
Total	17184	0	91.5	1.2	1.2	0.9	1.4	1.3

Table 6.121: Where do you use steroids?

Grade Level	N of Valid	N of Miss	Do Not Use	At Home	At School	In A Car	Friend's House	Other
6th	2917	0	91.1	1.1	0.9	0.6	0.8	0.8
7th	2240	0	94.0	0.8	0.5	0.6	0.6	0.8
8th	4078	0	93.6	0.9	0.6	0.6	0.6	0.9
9th	1728	0	90.2	2.4	2.3	1.4	2.3	1.9
10th	3488	0	91.7	1.3	1.2	0.7	1.1	1.1
11th	1286	0	89.1	2.6	1.7	1.2	1.7	1.3
12th	1447	0	88.4	2.0	1.9	1.2	1.1	2.2
Jr Hi	9235	0	92.9	0.9	0.7	0.6	0.7	0.8
Sr Hi	7949	0	90.4	1.9	1.6	1.0	1.4	1.5
Total	17184	0	91.7	1.4	1.1	0.8	1.0	1.1

Table 6.122: Where do you use ecstasy?

Grade Level	N of Valid	N of Miss	Do Not Use	At Home	At School	In A Car	Friend's House	Other
6th	2917	0	91.1	0.8	0.9	0.7	0.7	0.7
7th	2240	0	94.1	0.6	0.3	0.4	1.0	1.2
8th	4078	0	92.3	1.1	0.7	0.8	1.9	1.4
9th	1728	0	89.2	2.4	1.8	1.6	3.3	2.7
10th	3488	0	89.2	1.7	1.5	1.3	3.0	2.7
11th	1286	0	86.5	2.4	2.0	1.9	3.7	3.2
12th	1447	0	85.2	2.6	2.1	2.1	3.5	3.3
Jr Hi	9235	0	92.3	0.9	0.6	0.7	1.3	1.1
Sr Hi	7949	0	88.0	2.2	1.7	1.6	3.3	2.9
Total	17184	0	90.3	1.5	1.2	1.1	2.2	2.0

Table 6.123: Where do you use OxyContin?

Grade Level	N of Valid	N of Miss	Do Not Use	At Home	At School	In A Car	Friend's House	Other
6th	2917	0	90.9	1.0	1.0	0.6	0.8	0.8
7th	2240	0	93.6	0.8	0.4	0.4	0.8	1.0
8th	4078	0	92.3	1.2	0.7	0.8	1.3	1.3
9th	1728	0	89.2	2.7	2.3	1.7	3.2	2.7
10th	3488	0	88.9	2.2	1.9	1.3	2.8	2.2
11th	1286	0	84.8	4.7	2.9	2.0	4.4	3.2
12th	1447	0	84.9	3.9	2.5	2.2	3.7	2.8
Jr Hi	9235	0	92.2	1.0	0.7	0.6	1.0	1.1
Sr Hi	7949	0	87.6	3.0	2.2	1.6	3.3	2.6
Total	17184	0	90.0	2.0	1.4	1.1	2.1	1.8

Table 6.124: Where do you use any tobacco?

Grade Level	N of Valid	N of Miss	Do Not Use	At Home	At School	In A Car	Friend's House	Other
6th	2917	0	92.6	3.4	1.2	1.2	2.3	2.3
7th	2240	0	93.4	5.5	1.0	1.9	4.7	4.8
8th	4078	0	92.1	6.9	1.8	2.1	6.5	5.7
9th	1728	0	86.6	10.9	4.8	5.5	10.3	8.5
10th	3488	0	86.0	12.8	5.1	6.9	11.9	10.1
11th	1286	0	82.9	15.4	8.9	12.0	15.8	12.3
12th	1447	0	80.6	14.4	5.7	12.9	18.6	12.2
Jr Hi	9235	0	92.6	5.5	1.4	1.8	4.7	4.4
Sr Hi	7949	0	84.6	13.1	5.8	8.5	13.4	10.5
Total	17184	0	88.9	9.0	3.4	4.9	8.7	7.2

Table 6.125: Where do you use any alcohol?

Grade Level	N of Valid	N of Miss	Do Not Use	At Home	At School	In A Car	Friend's House	Other
6th	2917	0	90.9	11.6	1.1	1.5	4.5	5.4
7th	2240	0	86.4	17.5	1.0	2.7	9.4	10.0
8th	4078	0	78.9	24.0	1.5	3.6	20.2	15.0
9th	1728	0	68.3	30.6	4.6	7.8	30.2	20.2
10th	3488	0	62.9	31.9	3.8	8.7	37.5	21.4
11th	1286	0	57.5	32.0	5.0	11.4	43.8	22.9
12th	1447	0	54.6	33.4	4.6	10.6	48.4	25.5
Jr Hi	9235	0	84.5	18.5	1.3	2.7	12.6	10.7
Sr Hi	7949	0	61.7	31.9	4.3	9.3	38.9	22.1
Total	17184	0	74.0	24.7	2.7	5.8	24.8	16.0

Table 6.126: Where do you use any illicit drugs?

Grade Level	N of Valid	N of Miss	Do Not Use	At Home	At School	In A Car	Friend's House	Other
6th	2917	0	93.3	4.1	2.8	1.7	2.6	2.5
7th	2240	0	96.1	5.6	2.7	2.3	5.7	4.8
8th	4078	0	95.6	9.5	4.1	3.9	10.6	7.7
9th	1728	0	92.4	13.0	6.3	7.6	16.8	13.0
10th	3488	0	93.4	14.4	6.4	10.6	20.4	14.1
11th	1286	0	92.1	18.5	9.1	16.7	27.8	18.1
12th	1447	0	90.0	16.5	7.7	17.1	26.2	18.2
Jr Hi	9235	0	95.0	6.9	3.4	2.8	6.9	5.3
Sr Hi	7949	0	92.4	15.2	7.0	12.1	21.9	15.3
Total	17184	0	93.8	10.7	5.1	7.1	13.8	9.9

6.7 When Do You Use

Table 6.127: When do you smoke cigarettes?

Grade Level	N of Valid	N of Miss	Do Not Use	Before School	During School	After School	Week Nights	Week ends
6th	2917	0	85.0	1.4	1.0	3.5	2.4	5.6
7th	2240	0	81.2	2.9	0.6	6.4	3.9	11.2
8th	4078	0	73.7	4.5	1.3	10.2	6.9	15.9
9th	1728	0	66.3	7.9	3.4	13.7	10.6	20.7
10th	3488	0	64.7	9.4	3.7	16.3	13.1	22.9
11th	1286	0	56.5	15.8	5.8	23.0	18.3	27.2
12th	1447	0	53.2	17.0	5.7	23.3	20.3	29.6
Jr Hi	9235	0	79.1	3.2	1.1	7.2	4.7	11.5
Sr Hi	7949	0	61.6	11.5	4.3	18.1	14.7	24.4
Total	17184	0	71.0	7.0	2.6	12.2	9.4	17.5

Table 6.128: When do you use smokeless tobacco?

Grade Level	N of Valid	N of Miss	Do Not Use	Before School	During School	After School	Week Nights	Week ends
6th	2917	0	89.7	0.9	1.1	1.8	1.1	2.0
7th	2240	0	90.1	1.2	0.8	2.3	1.5	4.0
8th	4078	0	86.9	1.4	1.3	3.5	2.2	5.0
9th	1728	0	82.3	3.5	3.6	5.7	4.6	7.3
10th	3488	0	79.0	3.7	4.2	7.6	5.7	9.9
11th	1286	0	76.8	5.6	6.8	8.5	7.0	9.0
12th	1447	0	75.9	4.1	4.8	7.1	6.2	9.7
Jr Hi	9235	0	88.5	1.2	1.1	2.7	1.7	3.8
Sr Hi	7949	0	78.8	4.1	4.6	7.2	5.8	9.2
Total	17184	0	84.0	2.5	2.7	4.8	3.6	6.3

Table 6.129: When do you smoke cigars?

Grade Level	N of Valid	N of Miss	Do Not Use	Before School	During School	After School	Week Nights	Week ends
6th	2917	0	90.4	0.6	1.0	1.3	0.9	2.0
7th	2240	0	89.2	0.9	0.8	2.1	1.5	5.0
8th	4078	0	86.6	1.0	0.8	2.6	1.8	5.8
9th	1728	0	79.7	2.7	2.3	4.6	4.1	10.2
10th	3488	0	78.2	1.8	1.5	4.9	4.3	12.3
11th	1286	0	72.5	2.3	2.0	5.4	4.4	15.0
12th	1447	0	68.2	2.2	2.2	5.3	4.5	18.1
Jr Hi	9235	0	88.4	0.8	0.8	2.1	1.4	4.4
Sr Hi	7949	0	75.8	2.2	1.9	5.0	4.3	13.3
Total	17184	0	82.6	1.5	1.3	3.4	2.8	8.5

Table 6.130: When do you drink beer?

Grade Level	N of Valid	N of Miss	Do Not Use	Before School	During School	After School	Week Nights	Week ends
6th	2917	0	84.4	0.9	1.1	2.1	2.5	6.8
7th	2240	0	78.0	1.1	0.6	4.0	3.9	14.3
8th	4078	0	66.9	1.4	0.9	5.0	5.7	24.2
9th	1728	0	56.1	3.0	2.8	7.8	9.1	32.9
10th	3488	0	49.7	1.9	2.0	7.7	8.9	40.4
11th	1286	0	42.1	2.9	3.0	7.6	9.6	46.0
12th	1447	0	38.2	2.1	2.3	7.0	11.7	49.7
Jr Hi	9235	0	75.1	1.2	0.9	3.9	4.3	16.3
Sr Hi	7949	0	47.8	2.3	2.4	7.6	9.6	41.4
Total	17184	0	62.5	1.7	1.6	5.6	6.7	27.9

Table 6.131: When do you drink wine coolers?

Grade Level	N of Valid	N of Miss	Do Not Use	Before School	During School	After School	Week Nights	Week ends
6th	2917	0	84.0	1.0	1.0	1.9	2.0	7.1
7th	2240	0	79.0	1.1	0.5	3.1	3.8	13.5
8th	4078	0	67.1	1.4	0.8	4.5	5.7	23.4
9th	1728	0	57.2	3.0	2.4	6.3	8.7	31.5
10th	3488	0	52.6	1.9	1.6	6.6	8.2	37.3
11th	1286	0	50.1	2.5	2.6	5.7	8.0	36.9
12th	1447	0	45.7	1.7	1.9	5.0	8.4	41.7
Jr Hi	9235	0	75.3	1.2	0.8	3.3	4.1	15.9
Sr Hi	7949	0	51.9	2.2	2.0	6.1	8.3	36.8
Total	17184	0	64.5	1.7	1.3	4.6	6.1	25.5

Table 6.132: When do you drink liquor?

Grade Level	N of Valid	N of Miss	Do Not Use	Before School	During School	After School	Week Nights	Week ends
6th	2917	0	88.1	0.6	1.1	1.5	1.4	3.4
7th	2240	0	82.9	0.9	0.5	2.5	3.0	10.1
8th	4078	0	73.1	1.1	1.0	3.6	4.3	18.8
9th	1728	0	59.1	2.7	2.8	7.2	7.7	29.9
10th	3488	0	51.8	2.3	2.1	6.9	7.7	38.6
11th	1286	0	42.2	3.0	3.0	6.8	8.7	45.8
12th	1447	0	38.1	2.3	3.0	6.3	10.6	49.6
Jr Hi	9235	0	80.2	0.9	0.9	2.6	3.1	11.8
Sr Hi	7949	0	49.4	2.5	2.6	6.8	8.4	39.9
Total	17184	0	66.0	1.6	1.7	4.6	5.5	24.8

Table 6.133: When do you smoke marijuana?

Grade Level	N of Valid	N of Miss	Do Not Use	Before School	During School	After School	Week Nights	Week ends
6th	2917	0	90.4	0.8	1.1	1.2	0.8	1.6
7th	2240	0	88.6	1.0	0.4	2.3	2.1	5.4
8th	4078	0	82.4	2.3	1.0	4.3	4.2	9.9
9th	1728	0	73.6	4.4	2.9	7.1	7.1	16.2
10th	3488	0	69.7	4.9	2.7	8.9	8.8	20.8
11th	1286	0	60.0	8.0	4.4	12.3	12.1	27.1
12th	1447	0	59.8	7.3	3.5	12.1	13.1	26.7
Jr Hi	9235	0	86.4	1.5	0.9	2.8	2.6	6.2
Sr Hi	7949	0	67.2	5.7	3.2	9.6	9.7	21.9
Total	17184	0	77.5	3.5	1.9	6.0	5.9	13.5

Table 6.134: When do you use cocaine?

Grade Level	N of Valid	N of Miss	Do Not Use	Before School	During School	After School	Week Nights	Week ends
6th	2917	0	91.2	0.8	1.0	0.7	0.7	0.9
7th	2240	0	93.2	0.4	0.3	0.8	0.6	1.3
8th	4078	0	91.3	0.8	0.9	1.1	0.8	2.3
9th	1728	0	88.5	1.5	2.0	2.0	2.3	3.4
10th	3488	0	87.6	1.3	1.5	2.0	2.2	4.2
11th	1286	0	83.4	1.6	2.6	2.2	2.2	5.7
12th	1447	0	82.0	1.9	2.6	2.5	2.1	6.4
Jr Hi	9235	0	91.7	0.7	0.8	0.9	0.7	1.6
Sr Hi	7949	0	86.1	1.5	2.0	2.1	2.2	4.6
Total	17184	0	89.1	1.1	1.3	1.5	1.4	3.0

Table 6.135: When do you use uppers?

Grade Level	N of Valid	N of Miss	Do Not Use	Before School	During School	After School	Week Nights	Week ends
6th	2917	0	90.1	0.9	1.2	0.8	0.7	0.9
7th	2240	0	93.6	0.5	0.6	0.7	0.5	1.0
8th	4078	0	91.7	1.0	0.8	1.0	0.8	1.8
9th	1728	0	88.1	2.0	2.7	2.4	2.2	3.1
10th	3488	0	88.0	1.4	2.1	1.6	1.7	3.8
11th	1286	0	83.6	2.3	3.1	2.4	2.4	4.4
12th	1447	0	82.7	2.6	2.8	2.3	2.6	5.0
Jr Hi	9235	0	91.7	0.8	0.9	0.8	0.7	1.3
Sr Hi	7949	0	86.4	1.9	2.5	2.1	2.1	4.0
Total	17184	0	89.2	1.3	1.6	1.4	1.4	2.5

Table 6.136: When do you use downers?

Grade Level	N of Valid	N of Miss	Do Not Use	Before School	During School	After School	Week Nights	Week ends
6th	2917	0	90.6	0.8	1.1	0.8	0.8	0.8
7th	2240	0	93.1	0.5	0.5	0.7	0.8	1.1
8th	4078	0	91.7	0.9	0.9	1.2	1.2	1.7
9th	1728	0	87.4	2.4	2.1	2.3	2.8	3.4
10th	3488	0	87.4	1.8	1.9	1.9	2.3	4.2
11th	1286	0	83.9	2.5	3.1	2.9	2.8	4.2
12th	1447	0	84.0	1.9	2.6	2.3	2.5	4.6
Jr Hi	9235	0	91.7	0.8	0.9	0.9	1.0	1.2
Sr Hi	7949	0	86.2	2.1	2.3	2.2	2.5	4.1
Total	17184	0	89.1	1.4	1.5	1.5	1.7	2.6

Table 6.137: When do you use inhalants?

Grade Level	N of Valid	N of Miss	Do Not Use	Before School	During School	After School	Week Nights	Week ends
6th	2917	0	88.9	0.9	2.1	1.5	0.9	1.4
7th	2240	0	90.8	1.1	1.5	1.5	1.1	2.2
8th	4078	0	89.0	1.3	2.5	2.5	2.0	3.1
9th	1728	0	86.3	2.0	3.5	3.0	3.0	3.7
10th	3488	0	88.0	1.4	2.3	2.2	1.8	3.4
11th	1286	0	85.1	1.3	3.4	2.2	1.8	3.1
12th	1447	0	85.1	1.2	2.0	1.7	1.7	3.0
Jr Hi	9235	0	89.4	1.1	2.1	1.9	1.4	2.3
Sr Hi	7949	0	86.7	1.5	2.7	2.3	2.1	3.3
Total	17184	0	88.1	1.3	2.4	2.1	1.7	2.8

Table 6.138: When do you use hallucinogens?

Grade Level	N of Valid	N of Miss	Do Not Use	Before School	During School	After School	Week Nights	Week ends
6th	2917	0	90.5	0.7	0.9	0.7	0.6	0.8
7th	2240	0	93.5	0.6	0.5	0.6	0.5	0.8
8th	4078	0	92.1	0.5	0.7	0.7	0.7	1.3
9th	1728	0	88.8	1.7	1.9	1.7	1.8	2.8
10th	3488	0	88.2	1.3	1.1	1.5	1.7	3.7
11th	1286	0	84.6	1.4	2.0	1.9	2.1	4.4
12th	1447	0	82.7	1.9	2.1	1.7	2.2	5.8
Jr Hi	9235	0	91.9	0.6	0.7	0.7	0.6	1.0
Sr Hi	7949	0	86.7	1.5	1.6	1.6	1.9	4.0
Total	17184	0	89.5	1.0	1.1	1.1	1.2	2.4

Table 6.139: When do you use heroin?

Grade Level	N of Valid	N of Miss	Do Not Use	Before School	During School	After School	Week Nights	Week ends
6th	2917	0	90.7	0.8	1.1	0.7	0.5	0.9
7th	2240	0	93.3	0.6	0.4	0.6	0.6	1.1
8th	4078	0	92.1	0.5	0.7	0.7	0.6	1.1
9th	1728	0	89.2	1.6	1.9	1.7	1.7	2.4
10th	3488	0	89.7	0.9	1.3	1.1	1.0	2.4
11th	1286	0	86.7	1.2	1.8	1.6	1.3	3.0
12th	1447	0	85.8	1.3	2.1	1.2	1.1	3.5
Jr Hi	9235	0	92.0	0.6	0.7	0.7	0.6	1.0
Sr Hi	7949	0	88.4	1.2	1.7	1.4	1.2	2.7
Total	17184	0	90.3	0.9	1.2	1.0	0.9	1.8

Table 6.140: When do you use steroids?

Grade Level	N of Valid	N of Miss	Do Not Use	Before School	During School	After School	Week Nights	Week ends
6th	2917	0	90.5	0.7	1.0	0.8	0.6	0.8
7th	2240	0	93.3	0.5	0.4	0.6	0.8	0.9
8th	4078	0	92.3	0.5	0.7	0.9	0.5	0.9
9th	1728	0	89.2	1.9	2.1	2.1	2.0	2.2
10th	3488	0	89.9	1.1	1.1	1.3	0.9	1.9
11th	1286	0	87.1	1.1	2.1	1.9	1.7	2.3
12th	1447	0	86.5	1.4	1.8	1.3	1.3	2.0
Jr Hi	9235	0	92.0	0.6	0.7	0.8	0.6	0.9
Sr Hi	7949	0	88.7	1.3	1.6	1.6	1.3	2.0
Total	17184	0	90.4	0.9	1.1	1.1	0.9	1.4

Table 6.141: When do you use ecstasy?

Grade Level	N of Valid	N of Miss	Do Not Use	Before School	During School	After School	Week Nights	Week ends
6th	2917	0	90.1	0.5	1.0	0.7	0.5	0.8
7th	2240	0	92.9	0.4	0.4	0.7	0.8	1.4
8th	4078	0	91.2	0.7	0.6	0.9	0.8	1.9
9th	1728	0	88.1	1.6	2.0	2.2	2.3	3.0
10th	3488	0	88.0	1.2	1.4	1.3	1.7	4.1
11th	1286	0	84.6	1.2	2.0	2.1	1.9	4.6
12th	1447	0	83.8	1.4	1.9	1.8	1.5	5.4
Jr Hi	9235	0	91.3	0.6	0.6	0.8	0.7	1.4
Sr Hi	7949	0	86.7	1.3	1.7	1.7	1.8	4.2
Total	17184	0	89.2	0.9	1.1	1.2	1.2	2.7

Table 6.142: When do you use OxyContin?

Grade Level	N of Valid	N of Miss	Do Not Use	Before School	During School	After School	Week Nights	Week ends
6th	2917	0	89.4	0.7	1.1	0.6	0.6	0.8
7th	2240	0	92.7	0.4	0.4	0.7	0.8	1.3
8th	4078	0	91.0	0.8	0.7	0.8	1.1	1.8
9th	1728	0	88.0	1.9	2.4	1.9	2.3	3.2
10th	3488	0	87.6	1.4	1.6	1.7	2.0	3.7
11th	1286	0	83.6	1.7	2.7	2.9	2.6	5.1
12th	1447	0	83.6	1.7	2.4	2.1	2.1	5.2
Jr Hi	9235	0	90.9	0.6	0.7	0.7	0.9	1.4
Sr Hi	7949	0	86.3	1.6	2.1	2.0	2.2	4.1
Total	17184	0	88.8	1.1	1.4	1.3	1.5	2.6

Table 6.143: When do you use any tobacco?

Grade Level	N of Valid	N of Miss	Do Not Use	Before School	During School	After School	Week Nights	Week ends
6th	2917	0	91.8	1.0	1.2	2.2	1.5	3.1
7th	2240	0	93.1	1.8	1.3	3.5	2.2	7.2
8th	4078	0	90.8	1.9	1.6	5.1	3.2	8.5
9th	1728	0	86.3	4.5	4.2	7.8	6.5	13.3
10th	3488	0	85.3	4.4	4.7	10.1	7.9	16.7
11th	1286	0	82.4	6.6	7.2	11.9	9.5	18.8
12th	1447	0	80.2	4.7	5.3	9.9	8.8	21.7
Jr Hi	9235	0	91.7	1.6	1.4	3.8	2.4	6.5
Sr Hi	7949	0	84.1	4.8	5.1	9.9	8.0	17.2
Total	17184	0	88.2	3.1	3.1	6.6	5.0	11.4

Table 6.144: When do you use any alcohol?

Grade Level	N of Valid	N of Miss	Do Not Use	Before School	During School	After School	Week Nights	Week ends
6th	2917	0	90.0	1.3	1.3	3.2	3.3	10.2
7th	2240	0	86.3	1.6	0.8	4.9	6.0	19.1
8th	4078	0	78.6	2.2	1.3	6.7	8.3	31.2
9th	1728	0	68.4	3.9	3.6	9.9	11.7	41.4
10th	3488	0	63.7	3.0	2.8	9.9	12.1	49.2
11th	1286	0	57.4	3.8	3.8	9.6	11.7	53.3
12th	1447	0	55.4	2.9	3.5	8.8	14.8	58.7
Jr Hi	9235	0	84.0	1.8	1.2	5.2	6.2	21.6
Sr Hi	7949	0	62.2	3.3	3.3	9.7	12.4	49.9
Total	17184	0	73.9	2.5	2.1	7.3	9.1	34.7

Table 6.145: When do you use any illicit drugs?

Grade Level	N of Valid	N of Miss	Do Not Use	Before School	During School	After School	Week Nights	Week ends
6th	2917	0	92.6	2.1	2.8	2.6	2.0	3.1
7th	2240	0	95.3	2.3	2.4	3.7	3.8	7.7
8th	4078	0	94.2	4.0	3.8	6.9	6.2	12.7
9th	1728	0	91.6	6.4	6.2	9.4	9.8	18.6
10th	3488	0	92.1	7.3	5.7	11.4	10.9	23.0
11th	1286	0	89.5	10.0	8.1	14.7	14.2	30.5
12th	1447	0	88.5	9.7	6.8	14.1	15.3	29.6
Jr Hi	9235	0	94.0	3.0	3.2	4.8	4.3	8.4
Sr Hi	7949	0	90.9	8.0	6.4	12.0	12.0	24.5
Total	17184	0	92.5	5.3	4.6	8.1	7.9	15.9

6.8 While At School Have You

Table 6.146: While at school have you carried a gun?

Grade Level	N of Valid	N of Miss	Never	One Time	2-5 Times	6 or More Times
6th	2722	195	96.9	0.8	0.4	1.9
7th	2123	117	96.9	1.1	0.6	1.5
8th	3885	193	96.9	1.1	0.7	1.3
9th	1628	100	94.6	1.5	0.9	3.1
10th	3300	188	96.2	1.3	0.8	1.7
11th	1206	80	95.3	0.9	0.9	2.9
12th	1351	96	93.4	1.6	0.9	4.1
Jr Hi	8730	505	96.9	1.0	0.6	1.5
Sr Hi	7485	464	95.2	1.3	0.8	2.6
Total	16215	969	96.1	1.2	0.7	2.0

Table 6.147: While at school have you carried a knife, club or other weapon?

Grade Level	N of Valid	N of Miss	Never	One Time	2-5 Times	6 or More Times
6th	2724	193	91.9	4.5	1.2	2.4
7th	2123	117	88.5	7.0	2.3	2.2
8th	3880	198	86.6	7.0	2.7	3.6
9th	1627	101	81.2	8.1	4.6	6.1
10th	3296	192	80.2	7.1	5.1	7.5
11th	1207	79	78.2	7.1	5.2	9.4
12th	1350	97	78.3	5.6	4.8	11.3
Jr Hi	8727	508	88.7	6.2	2.2	2.9
Sr Hi	7480	469	79.8	7.1	5.0	8.2
Total	16207	977	84.6	6.6	3.5	5.4

Table 6.148: While at school have you threatened a student with a gun, knife or club?

Grade Level	N of Valid	N of Miss	Never	One Time	2-5 Times	6 or More Times
6th	2706	211	96.2	1.7	0.3	1.8
7th	2111	129	95.9	1.7	1.2	1.2
8th	3863	215	94.3	2.4	1.5	1.8
9th	1620	108	91.3	2.7	2.2	3.8
10th	3281	207	93.4	2.8	1.6	2.2
11th	1203	83	92.2	3.4	1.2	3.2
12th	1345	102	90.9	2.5	2.4	4.2
Jr Hi	8680	555	95.3	2.0	1.1	1.7
Sr Hi	7449	500	92.3	2.8	1.8	3.1
Total	16129	1055	93.9	2.4	1.4	2.3

Table 6.149: While at school have you threatened to hurt a student by hitting, slapping or kicking?

Grade Level	N of Valid	N of Miss	Never	One Time	2-5 Times	6 or More Times
6th	2716	201	74.4	10.2	7.8	7.6
7th	2117	123	65.3	11.9	11.9	10.9
8th	3880	198	59.1	13.0	13.4	14.6
9th	1622	106	60.2	10.2	14.1	15.5
10th	3289	199	61.5	10.2	14.3	14.0
11th	1206	80	63.1	9.8	13.9	13.2
12th	1346	101	66.9	8.1	12.2	12.8
Jr Hi	8713	522	65.4	11.9	11.3	11.5
Sr Hi	7463	486	62.5	9.7	13.8	14.0
Total	16176	1008	64.0	10.9	12.4	12.7

Table 6.150: While at school have you hurt a student by using a gun, knife or club?

Grade Level	N of Valid	N of Miss	Never	One Time	2-5 Times	6 or More Times
6th	2713	204	97.4	0.7	0.3	1.5
7th	2113	127	97.6	0.9	0.6	1.0
8th	3864	214	97.2	1.0	0.9	1.0
9th	1624	104	94.0	2.0	1.2	2.7
10th	3281	207	96.4	1.3	0.7	1.6
11th	1206	80	94.3	1.8	1.2	2.7
12th	1349	98	94.0	1.2	1.0	3.9
Jr Hi	8690	545	97.4	0.9	0.6	1.2
Sr Hi	7460	489	95.1	1.5	0.9	2.4
Total	16150	1034	96.3	1.2	0.8	1.7

Table 6.151: While at school have you hurt a student by hitting, slapping or kicking?

Grade Level	N of Valid	N of Miss	Never	One Time	2-5 Times	6 or More Times
6th	2708	209	76.4	10.6	6.9	6.1
7th	2120	120	67.4	12.9	11.3	8.4
8th	3886	192	64.5	12.9	12.0	10.6
9th	1620	108	65.6	11.5	12.2	10.7
10th	3282	206	67.9	11.8	11.6	8.7
11th	1205	81	71.2	10.6	9.0	9.1
12th	1350	97	73.4	9.0	8.5	9.1
Jr Hi	8714	521	68.9	12.2	10.2	8.7
Sr Hi	7457	492	68.9	11.0	10.8	9.3
Total	16171	1013	68.9	11.6	10.5	9.0

Table 6.152: While at school have you been threatened with a gun, knife or club by a student?

Grade Level	N of Valid	N of Miss	Never	One Time	2-5 Times	6 or More Times
6th	2706	211	90.6	5.0	2.0	2.5
7th	2112	128	90.1	5.3	2.3	2.4
8th	3871	207	88.0	6.4	3.2	2.5
9th	1614	114	84.8	6.4	4.3	4.5
10th	3278	210	86.0	7.0	4.1	2.8
11th	1198	88	85.3	6.8	4.4	3.5
12th	1342	105	87.6	4.5	3.4	4.5
Jr Hi	8689	546	89.3	5.7	2.6	2.4
Sr Hi	7432	517	85.9	6.4	4.1	3.6
Total	16121	1063	87.8	6.0	3.3	3.0

Table 6.153: While at school have you had a student threaten to hit, slap or kick you?

Grade Level	N of Valid	N of Miss	Never	One Time	2-5 Times	6 or More Times
6th	2719	198	62.9	14.7	11.6	10.8
7th	2113	127	60.1	15.2	14.6	10.1
8th	3882	196	56.2	15.5	15.5	12.8
9th	1623	105	58.2	14.7	14.0	13.1
10th	3282	206	58.0	15.4	16.1	10.5
11th	1203	83	60.5	16.9	12.6	10.0
12th	1345	102	66.4	12.3	11.4	9.9
Jr Hi	8714	521	59.2	15.2	14.1	11.5
Sr Hi	7453	496	60.0	14.9	14.3	10.9
Total	16167	1017	59.6	15.1	14.2	11.2

Table 6.154: While at school have you been afraid a student may hurt you?

Grade Level	N of Valid	N of Miss	Never	One Time	2-5 Times	6 or More Times
6th	2701	216	73.7	12.8	7.4	6.1
7th	2111	129	76.3	12.4	6.4	4.9
8th	3861	217	72.2	14.7	7.6	5.5
9th	1623	105	75.3	11.8	7.4	5.5
10th	3288	200	73.2	14.5	8.0	4.2
11th	1202	84	77.5	13.3	4.3	4.8
12th	1343	104	80.0	10.3	5.5	4.2
Jr Hi	8673	562	73.6	13.5	7.2	5.6
Sr Hi	7456	493	75.6	13.0	6.8	4.6
Total	16129	1055	74.5	13.3	7.1	5.1

Table 6.155: While at school have you been hurt by a student using a gun, knife or club?

Grade Level	N of Valid	N of Miss	Never	One Time	2-5 Times	6 or More Times
6th	2706	211	97.3	1.1	0.2	1.4
7th	2111	129	97.0	1.1	0.8	1.0
8th	3871	207	96.4	1.6	0.9	1.1
9th	1621	107	94.4	1.7	1.2	2.7
10th	3280	208	95.7	2.1	0.8	1.4
11th	1198	88	94.7	2.0	0.8	2.5
12th	1338	109	93.9	2.3	1.0	2.8
Jr Hi	8688	547	96.8	1.3	0.7	1.2
Sr Hi	7437	512	94.9	2.1	0.9	2.1
Total	16125	1059	96.0	1.7	0.8	1.6

Table 6.156: While at school have you been hurt by a student who hit, slapped or kicked you?

Grade Level	N of Valid	N of Miss	Never	One Time	2-5 Times	6 or More Times
6th	2695	222	75.1	11.7	7.7	5.6
7th	2111	129	75.7	12.4	7.0	4.9
8th	3867	211	74.6	11.3	8.1	6.0
9th	1620	108	77.8	9.4	6.8	5.9
10th	3280	208	82.0	8.6	4.8	4.6
11th	1197	89	83.6	7.9	3.9	4.6
12th	1341	106	85.1	6.7	3.7	4.5
Jr Hi	8673	562	75.0	11.7	7.7	5.6
Sr Hi	7438	511	81.9	8.3	4.9	4.9
Total	16111	1073	78.2	10.1	6.4	5.3

Table 6.157: While at school have you been helped by a school security officer?

Grade Level	N of Valid	N of Miss	Never	One Time	2-5 Times	6 or More Times
6th	2706	211	94.1	3.0	1.1	1.9
7th	2103	137	94.4	3.4	1.5	0.7
8th	3864	214	93.3	4.4	1.2	1.1
9th	1621	107	92.0	4.5	0.9	2.7
10th	3283	205	91.5	5.1	2.1	1.3
11th	1191	95	88.2	7.3	2.1	2.4
12th	1346	101	86.7	6.5	3.3	3.5
Jr Hi	8673	562	93.8	3.7	1.2	1.2
Sr Hi	7441	508	90.2	5.6	2.0	2.2
Total	16114	1070	92.1	4.6	1.6	1.7

Table 6.158: While at school have you been in trouble with school security officer?

Grade Level	N of Valid	N of Miss	Never	One Time	2-5 Times	6 or More Times
6th	2695	222	95.2	2.6	0.4	1.8
7th	2100	140	93.9	3.3	1.3	1.5
8th	3851	227	90.2	4.9	2.8	2.0
9th	1608	120	86.4	5.2	4.4	4.0
10th	3268	220	89.9	5.1	2.9	2.1
11th	1185	101	88.5	5.9	2.6	3.0
12th	1340	107	89.0	4.7	2.4	4.0
Jr Hi	8646	589	92.7	3.8	1.7	1.8
Sr Hi	7401	548	88.8	5.2	3.1	3.0
Total	16047	1137	90.9	4.4	2.3	2.4

6.9 What Effect Do You Most Often Get When You Use

Table 6.159: What effect do you most often get when you smoke cigarettes?

Grade Level	N of Valid	N of Miss	Do Not Use	No High	A Little High	Very High	Bombed/Stoned
6th	2747	170	89.1	8.1	1.3	0.4	1.2
7th	2152	88	82.1	14.7	2.0	0.3	0.9
8th	3911	167	76.1	19.7	3.1	0.4	0.7
9th	1630	98	68.2	24.8	4.2	0.6	2.2
10th	3292	196	65.7	28.2	4.4	0.4	1.3
11th	1200	86	57.3	34.3	5.9	0.3	2.2
12th	1345	102	55.1	34.5	6.8	0.3	3.3
Jr Hi	8810	425	81.6	14.8	2.3	0.4	0.9
Sr Hi	7467	482	63.0	29.6	5.0	0.4	2.0
Total	16277	907	73.1	21.6	3.6	0.4	1.4

Table 6.160: What effect do you most often get when you use smokeless tobacco?

Grade Level	N of Valid	N of Miss	Do Not Use	No High	A Little High	Very High	Bombed/Stoned
6th	2740	177	94.5	3.2	0.9	0.3	1.2
7th	2154	86	92.4	5.3	1.3	0.4	0.6
8th	3900	178	90.7	6.6	1.7	0.3	0.7
9th	1632	96	85.8	9.4	2.1	0.4	2.3
10th	3283	205	82.4	11.6	4.4	0.3	1.3
11th	1200	86	79.7	13.8	3.8	0.5	2.2
12th	1338	109	79.8	11.5	5.0	0.7	2.9
Jr Hi	8794	441	92.3	5.2	1.4	0.3	0.8
Sr Hi	7453	496	82.2	11.5	3.9	0.5	1.9
Total	16247	937	87.7	8.1	2.5	0.4	1.3

Table 6.161: What effect do you most often get when you smoke cigars?

Grade Level	N of Valid	N of Miss	Do Not Use	No High	A Little High	Very High	Bombed/Stoned
6th	2737	180	95.2	2.5	0.6	0.6	1.1
7th	2142	98	91.9	5.5	1.4	0.5	0.8
8th	3892	186	90.0	6.9	2.1	0.4	0.7
9th	1627	101	83.5	11.2	2.2	0.7	2.3
10th	3277	211	81.0	14.3	2.9	0.4	1.4
11th	1197	89	75.4	18.1	3.5	0.8	2.1
12th	1339	108	71.1	19.6	4.9	1.3	3.1
Jr Hi	8771	464	92.1	5.2	1.4	0.5	0.8
Sr Hi	7440	509	78.9	15.2	3.2	0.7	2.0
Total	16211	973	86.0	9.8	2.3	0.6	1.4

Table 6.162: What effect do you most often get when you drink beer?

Grade Level	N of Valid	N of Miss	Do Not Use	No High	A Little High	Very High	Bombed/Stoned
6th	2731	186	88.3	7.1	1.9	1.1	1.5
7th	2143	97	78.3	12.3	6.1	1.9	1.4
8th	3886	192	69.2	14.6	10.4	3.4	2.5
9th	1625	103	57.0	15.8	14.0	6.6	6.6
10th	3275	213	50.5	14.1	20.0	8.3	7.1
11th	1190	96	42.5	12.9	23.0	11.8	9.7
12th	1341	106	39.4	11.7	23.9	14.0	11.0
Jr Hi	8760	475	77.4	11.7	6.7	2.3	1.9
Sr Hi	7431	518	48.7	13.8	19.9	9.6	8.1
Total	16191	993	64.2	12.7	12.7	5.6	4.8

Table 6.163: What effect do you most often get when you drink wine coolers?

Grade Level	N of Valid	N of Miss	Do Not Use	No High	A Little High	Very High	Bombed/Stoned
6th	2731	186	88.4	8.0	1.5	0.8	1.3
7th	2146	94	79.9	13.1	4.9	0.8	1.2
8th	3894	184	70.1	18.2	8.1	2.0	1.6
9th	1621	107	58.0	22.3	12.3	2.7	4.8
10th	3286	202	53.1	21.8	17.6	3.7	3.8
11th	1192	94	51.3	20.6	18.2	3.9	6.0
12th	1338	109	47.5	21.0	20.8	6.1	4.6
Jr Hi	8771	464	78.2	13.8	5.3	1.3	1.4
Sr Hi	7437	512	52.9	21.6	17.1	3.9	4.5
Total	16208	976	66.6	17.4	10.7	2.5	2.8

Table 6.164: What effect do you most often get when you drink liquor?

Grade Level	N of Valid	N of Miss	Do Not Use	No High	A Little High	Very High	Bombed/Stoned
6th	2734	183	93.2	3.2	1.3	0.8	1.5
7th	2137	103	85.3	6.7	4.3	2.2	1.5
8th	3886	192	76.5	7.9	7.0	4.8	3.9
9th	1617	111	61.7	10.8	9.6	9.0	8.9
10th	3285	203	53.4	9.6	13.1	13.1	10.9
11th	1189	97	44.0	9.3	14.1	15.5	17.2
12th	1337	110	39.9	8.7	14.8	18.5	18.1
Jr Hi	8757	478	83.8	6.2	4.6	2.9	2.5
Sr Hi	7428	521	51.3	9.6	12.8	13.6	12.8
Total	16185	999	68.9	7.7	8.3	7.8	7.2

Table 6.165: What effect do you most often get when you smoke marijuana?

Grade Level	N of Valid	N of Miss	Do Not Use	No High	A Little High	Very High	Bombed/Stoned
6th	2728	189	95.8	0.9	0.6	0.8	1.8
7th	2147	93	91.2	0.4	1.6	2.5	4.4
8th	3897	181	85.6	0.7	2.4	4.1	7.3
9th	1621	107	76.7	0.8	3.9	6.5	12.1
10th	3285	203	71.1	1.4	4.4	9.4	13.6
11th	1191	95	61.6	1.8	5.6	11.0	20.0
12th	1334	113	62.7	1.4	6.0	10.4	19.5
Jr Hi	8772	463	90.1	0.7	1.6	2.7	4.9
Sr Hi	7431	518	69.3	1.3	4.8	9.2	15.3
Total	16203	981	80.6	1.0	3.1	5.7	9.7

Table 6.166: What effect do you most often get when you use cocaine?

Grade Level	N of Valid	N of Miss	Do Not Use	No High	A Little High	Very High	Bombed/Stoned
6th	2733	184	96.8	0.7	0.3	0.8	1.4
7th	2148	92	96.9	0.3	0.4	1.1	1.3
8th	3894	184	95.5	0.3	0.6	1.3	2.3
9th	1619	109	93.3	0.7	0.7	1.1	4.1
10th	3290	198	92.6	0.9	0.9	1.9	3.7
11th	1196	90	89.0	1.3	0.9	2.4	6.4
12th	1335	112	88.0	1.3	1.8	2.8	6.1
Jr Hi	8775	460	96.2	0.5	0.4	1.1	1.8
Sr Hi	7440	509	91.3	1.0	1.0	2.0	4.7
Total	16215	969	94.0	0.7	0.7	1.5	3.1

Table 6.167: What effect do you most often get when you use uppers?

Grade Level	N of Valid	N of Miss	Do Not Use	No High	A Little High	Very High	Bombed/Stoned
6th	2707	210	96.7	0.9	0.5	0.7	1.1
7th	2140	100	97.4	0.4	0.6	0.6	1.1
8th	3895	183	96.2	0.5	0.8	1.0	1.5
9th	1616	112	93.3	0.6	1.2	1.4	3.5
10th	3291	197	93.2	1.0	1.0	1.7	3.1
11th	1192	94	89.3	1.3	2.3	2.8	4.4
12th	1334	113	88.8	0.8	3.1	2.7	4.5
Jr Hi	8742	493	96.6	0.6	0.7	0.8	1.3
Sr Hi	7433	516	91.8	0.9	1.7	2.0	3.6
Total	16175	1009	94.4	0.8	1.1	1.3	2.4

Table 6.168: What effect do you most often get when you use downers?

Grade Level	N of Valid	N of Miss	Do Not Use	No High	A Little High	Very High	Bombed/Stoned
6th	2707	210	97.0	0.7	0.4	0.6	1.3
7th	2138	102	97.3	0.6	0.6	0.7	0.8
8th	3887	191	96.0	1.1	0.8	0.8	1.2
9th	1619	109	92.4	1.4	1.9	1.1	3.2
10th	3287	201	92.7	1.3	2.1	1.5	2.4
11th	1197	89	89.5	1.5	2.8	2.2	4.1
12th	1332	115	90.5	1.3	2.4	1.9	3.9
Jr Hi	8732	503	96.6	0.8	0.6	0.8	1.1
Sr Hi	7435	514	91.7	1.3	2.2	1.6	3.1
Total	16167	1017	94.4	1.1	1.4	1.1	2.0

Table 6.169: What effect do you most often get when you use inhalants?

Grade Level	N of Valid	N of Miss	Do Not Use	No High	A Little High	Very High	Bombed/Stoned
6th	2707	210	94.6	1.6	1.5	0.8	1.5
7th	2144	96	94.2	1.4	2.1	1.1	1.1
8th	3891	187	93.2	1.7	2.7	1.2	1.3
9th	1621	107	91.4	1.5	2.8	0.9	3.5
10th	3284	204	93.0	1.7	2.2	0.9	2.2
11th	1192	94	91.3	1.7	2.6	1.3	3.1
12th	1331	116	92.6	1.0	1.7	1.2	3.6
Jr Hi	8742	493	93.9	1.6	2.2	1.0	1.3
Sr Hi	7428	521	92.3	1.5	2.3	1.0	2.9
Total	16170	1014	93.2	1.6	2.2	1.0	2.0

Table 6.170: What effect do you most often get when you use hallucinogens?

Grade Level	N of Valid	N of Miss	Do Not Use	No High	A Little High	Very High	Bombed/Stoned
6th	2698	219	97.2	0.7	0.3	0.6	1.3
7th	2138	102	97.6	0.3	0.4	0.7	1.1
8th	3899	179	96.5	0.4	0.5	1.1	1.6
9th	1622	106	94.2	0.6	0.6	1.0	3.6
10th	3288	200	93.4	0.9	0.5	1.4	3.8
11th	1192	94	90.4	0.8	1.3	1.5	6.0
12th	1330	117	89.8	0.8	0.8	1.5	7.1
Jr Hi	8735	500	97.0	0.5	0.4	0.8	1.4
Sr Hi	7432	517	92.5	0.8	0.7	1.4	4.7
Total	16167	1017	94.9	0.6	0.5	1.1	2.9

Table 6.171: What effect do you most often get when you use heroin?

Grade Level	N of Valid	N of Miss	Do Not Use	No High	A Little High	Very High	Bombed/Stoned
6th	2702	215	97.2	0.6	0.3	0.6	1.3
7th	2141	99	97.7	0.3	0.5	0.5	1.1
8th	3896	182	97.1	0.4	0.6	0.7	1.3
9th	1625	103	95.0	0.4	0.4	0.7	3.6
10th	3290	198	95.3	0.8	0.4	1.2	2.4
11th	1191	95	93.0	0.8	0.8	1.3	4.1
12th	1330	117	92.6	0.9	0.9	1.0	4.7
Jr Hi	8739	496	97.3	0.4	0.5	0.6	1.2
Sr Hi	7436	513	94.4	0.7	0.5	1.0	3.3
Total	16175	1009	95.9	0.6	0.5	0.8	2.2

Table 6.172: What effect do you most often get when you use steroids?

Grade Level	N of Valid	N of Miss	Do Not Use	No High	A Little High	Very High	Bombed/Stoned
6th	2709	208	96.9	0.9	0.3	0.6	1.3
7th	2138	102	97.1	0.7	0.6	0.6	0.9
8th	3889	189	97.4	0.7	0.5	0.4	0.9
9th	1621	107	94.8	1.0	0.9	0.5	2.8
10th	3284	204	95.9	1.1	0.7	0.5	1.8
11th	1194	92	94.1	1.4	1.3	0.6	2.7
12th	1333	114	93.6	1.2	1.1	1.0	3.1
Jr Hi	8736	499	97.2	0.8	0.5	0.5	1.0
Sr Hi	7432	517	94.9	1.2	0.9	0.6	2.4
Total	16168	1016	96.2	1.0	0.7	0.6	1.6

Table 6.173: What effect do you most often get when you use ecstasy?

Grade Level	N of Valid	N of Miss	Do Not Use	No High	A Little High	Very High	Bombed/Stoned
6th	2700	217	97.3	0.6	0.2	0.5	1.4
7th	2137	103	97.2	0.4	0.5	0.7	1.2
8th	3883	195	96.1	0.3	0.5	0.8	2.2
9th	1619	109	93.3	0.4	1.1	1.0	4.1
10th	3286	202	93.1	1.0	0.8	1.4	3.7
11th	1194	92	91.0	0.9	1.3	1.5	5.3
12th	1329	118	90.6	0.7	1.4	1.8	5.6
Jr Hi	8720	515	96.7	0.4	0.4	0.7	1.7
Sr Hi	7428	521	92.4	0.8	1.0	1.4	4.4
Total	16148	1036	94.7	0.6	0.7	1.0	2.9

Table 6.174: What effect do you most often get when you use OxyContin?

Grade Level	N of Valid	N of Miss	Do Not Use	No High	A Little High	Very High	Bombed/Stoned
6th	2694	223	97.3	0.6	0.3	0.4	1.4
7th	2131	109	97.2	0.7	0.4	0.6	1.1
8th	3881	197	96.4	0.4	0.6	1.0	1.7
9th	1618	110	93.2	0.8	1.1	1.1	3.8
10th	3268	220	93.5	0.9	1.0	1.4	3.2
11th	1190	96	89.2	1.2	2.2	1.8	5.5
12th	1334	113	90.1	1.1	1.8	2.2	4.8
Jr Hi	8706	529	96.9	0.5	0.4	0.7	1.5
Sr Hi	7410	539	92.1	1.0	1.4	1.6	4.0
Total	16116	1068	94.7	0.7	0.9	1.1	2.6

6.10 How Easy Is It To Get

Table 6.175: How easy is it to get cigarettes?

Grade Level	N of Valid	N of Miss	Cannot Get	Very Difficult	Fairly Difficult	Fairly Easy	Very Easy
6th	2636	281	66.0	5.3	5.0	10.3	13.4
7th	2097	143	55.8	5.5	7.1	13.1	18.6
8th	3819	259	41.9	4.2	7.6	19.1	27.2
9th	1589	139	29.9	2.6	5.5	21.6	40.3
10th	3228	260	23.6	2.2	4.2	23.0	47.1
11th	1196	90	16.7	1.8	2.9	21.2	57.4
12th	1320	127	13.0	0.8	2.2	18.3	65.8
Jr Hi	8552	683	52.7	4.9	6.7	14.9	20.8
Sr Hi	7333	616	21.9	2.0	3.9	21.5	50.7
Total	15885	1299	38.5	3.5	5.4	18.0	34.6

Table 6.176: How easy is it to get smokeless tobacco?

Grade Level	N of Valid	N of Miss	Cannot Get	Very Difficult	Fairly Difficult	Fairly Easy	Very Easy
6th	2621	296	77.4	4.5	4.9	5.9	7.2
7th	2085	155	70.2	5.2	5.8	8.0	10.9
8th	3778	300	56.7	5.1	8.1	12.9	17.3
9th	1560	168	43.1	4.0	6.9	18.3	27.8
10th	3207	281	32.3	2.8	5.7	20.9	38.3
11th	1182	104	26.7	2.2	6.3	19.3	45.4
12th	1304	143	21.2	1.4	3.8	16.9	56.7
Jr Hi	8484	751	66.4	4.9	6.6	9.5	12.6
Sr Hi	7253	696	31.7	2.7	5.7	19.3	40.5
Total	15737	1447	50.4	3.9	6.2	14.1	25.5

Table 6.177: How easy is it to get cigars?

Grade Level	N of Valid	N of Miss	Cannot Get	Very Difficult	Fairly Difficult	Fairly Easy	Very Easy
6th	2619	298	77.7	5.2	4.4	5.9	6.8
7th	2090	150	72.0	5.4	5.8	7.3	9.6
8th	3771	307	57.8	5.8	9.4	11.3	15.6
9th	1551	177	43.1	5.1	9.5	18.1	24.2
10th	3204	284	33.7	4.2	9.8	20.0	32.3
11th	1180	106	26.4	2.6	8.8	20.4	41.7
12th	1305	142	20.0	1.3	6.9	17.1	54.7
Jr Hi	8480	755	67.5	5.5	7.0	8.7	11.4
Sr Hi	7240	709	32.1	3.6	9.1	19.1	36.1
Total	15720	1464	51.2	4.6	7.9	13.5	22.8

Table 6.178: How easy is it to get beer?

Grade Level	N of Valid	N of Miss	Cannot Get	Very Difficult	Fairly Difficult	Fairly Easy	Very Easy
6th	2633	284	67.0	5.7	5.2	8.3	13.9
7th	2094	146	57.9	5.7	7.0	12.4	17.0
8th	3805	273	40.3	4.7	8.4	18.9	27.7
9th	1577	151	28.1	3.9	7.2	23.0	37.7
10th	3231	257	20.7	3.1	7.9	24.8	43.5
11th	1193	93	15.7	2.8	7.9	25.6	47.9
12th	1315	132	14.2	1.8	7.2	29.7	47.1
Jr Hi	8532	703	52.8	5.2	7.0	14.0	20.8
Sr Hi	7316	633	20.3	3.0	7.6	25.4	43.6
Total	15848	1336	37.8	4.2	7.3	19.3	31.3

Table 6.179: How easy is it to get wine coolers?

Grade Level	N of Valid	N of Miss	Cannot Get	Very Difficult	Fairly Difficult	Fairly Easy	Very Easy
6th	2621	296	72.4	5.3	4.9	7.4	10.1
7th	2085	155	62.9	5.9	7.6	9.5	14.1
8th	3788	290	44.5	4.9	8.9	17.1	24.5
9th	1571	157	30.0	4.5	8.4	22.3	34.8
10th	3214	274	23.5	3.9	8.5	23.3	40.8
11th	1187	99	19.2	2.6	8.6	24.3	45.3
12th	1310	137	15.6	2.4	8.4	27.8	45.9
Jr Hi	8494	741	57.6	5.2	7.4	12.2	17.5
Sr Hi	7282	667	22.8	3.5	8.5	24.1	41.2
Total	15776	1408	41.5	4.4	7.9	17.7	28.4

Table 6.180: How easy is it to get liquor?

Grade Level	N of Valid	N of Miss	Cannot Get	Very Difficult	Fairly Difficult	Fairly Easy	Very Easy
6th	2615	302	77.4	5.3	4.4	5.1	7.8
7th	2089	151	67.1	5.6	6.1	8.6	12.6
8th	3782	296	50.2	5.7	9.1	13.5	21.4
9th	1573	155	32.9	5.6	8.1	21.4	32.0
10th	3222	266	24.6	4.1	9.9	23.1	38.3
11th	1187	99	18.1	3.1	9.9	24.2	44.7
12th	1309	138	15.4	3.4	10.5	27.4	43.3
Jr Hi	8486	749	62.7	5.6	6.9	9.7	15.0
Sr Hi	7291	658	23.7	4.2	9.6	23.7	38.9
Total	15777	1407	44.7	4.9	8.2	16.2	26.1

Table 6.181: How easy is it to get marijuana?

Grade Level	N of Valid	N of Miss	Cannot Get	Very Difficult	Fairly Difficult	Fairly Easy	Very Easy
6th	2624	293	83.3	5.9	2.9	3.2	4.7
7th	2084	156	75.3	5.7	4.5	5.5	9.0
8th	3774	304	59.6	7.1	8.0	10.9	14.4
9th	1560	168	43.3	5.5	9.6	15.4	26.2
10th	3195	293	32.3	4.9	9.5	19.4	33.9
11th	1180	106	24.6	3.8	8.1	21.2	42.3
12th	1297	150	21.4	3.8	8.9	24.3	41.6
Jr Hi	8482	753	70.8	6.4	5.6	7.2	10.1
Sr Hi	7232	717	31.5	4.6	9.2	19.7	35.0
Total	15714	1470	52.7	5.6	7.2	12.9	21.5

Table 6.182: How easy is it to get cocaine?

Grade Level	N of Valid	N of Miss	Cannot Get	Very Difficult	Fairly Difficult	Fairly Easy	Very Easy
6th	2615	302	85.2	5.5	2.8	2.3	4.2
7th	2085	155	82.0	5.8	3.6	3.3	5.3
8th	3756	322	69.7	8.3	7.7	6.7	7.7
9th	1553	175	56.7	8.6	11.6	10.5	12.6
10th	3166	322	48.2	11.1	13.9	11.6	15.3
11th	1169	117	41.1	10.3	15.8	15.4	17.5
12th	1265	182	36.4	10.1	17.4	16.6	19.4
Jr Hi	8456	779	77.5	6.8	5.1	4.5	6.0
Sr Hi	7153	796	46.8	10.2	14.3	12.9	15.8
Total	15609	1575	63.5	8.4	9.3	8.3	10.5

Table 6.183: How easy is it to get uppers?

Grade Level	N of Valid	N of Miss	Cannot Get	Very Difficult	Fairly Difficult	Fairly Easy	Very Easy
6th	2587	330	85.6	5.2	2.8	2.2	4.1
7th	2071	169	83.2	5.2	3.2	3.3	5.0
8th	3761	317	71.3	7.8	7.8	5.7	7.3
9th	1549	179	58.0	9.0	10.7	9.6	12.7
10th	3157	331	50.2	11.2	13.3	11.3	14.0
11th	1157	129	42.4	9.7	15.6	14.7	17.6
12th	1255	192	39.4	10.4	16.1	15.1	19.0
Jr Hi	8419	816	78.7	6.4	5.1	4.1	5.8
Sr Hi	7118	831	48.7	10.3	13.6	12.2	15.2
Total	15537	1647	64.9	8.2	9.0	7.8	10.1

Table 6.184: How easy is it to get downers?

Grade Level	N of Valid	N of Miss	Cannot Get	Very Difficult	Fairly Difficult	Fairly Easy	Very Easy
6th	2588	329	85.7	4.8	3.0	2.3	4.2
7th	2073	167	82.5	5.1	3.3	3.4	5.8
8th	3758	320	70.8	7.5	7.3	6.2	8.3
9th	1550	178	57.4	8.1	9.7	10.3	14.6
10th	3156	332	49.0	9.9	13.6	11.9	15.6
11th	1158	128	42.0	9.7	14.3	15.5	18.6
12th	1259	188	39.2	10.7	15.3	15.5	19.4
Jr Hi	8419	816	78.3	6.1	5.0	4.3	6.4
Sr Hi	7123	826	48.0	9.6	13.1	12.7	16.5
Total	15542	1642	64.4	7.7	8.7	8.2	11.0

Table 6.185: How easy is it to get inhalants?

Grade Level	N of Valid	N of Miss	Cannot Get	Very Difficult	Fairly Difficult	Fairly Easy	Very Easy
6th	2585	332	77.9	3.6	2.4	2.9	13.2
7th	2080	160	76.6	3.4	3.0	3.6	13.4
8th	3756	322	63.9	4.2	4.4	6.0	21.5
9th	1562	166	52.0	4.3	5.7	9.9	28.0
10th	3161	327	45.5	6.5	8.4	10.0	29.6
11th	1160	126	40.1	6.0	8.6	11.6	33.6
12th	1260	187	36.9	7.7	8.3	12.3	34.8
Jr Hi	8421	814	71.3	3.8	3.5	4.4	16.9
Sr Hi	7143	806	44.5	6.2	7.8	10.7	30.8
Total	15564	1620	59.0	4.9	5.4	7.3	23.3

Table 6.186: How easy is it to get hallucinogens?

Grade Level	N of Valid	N of Miss	Cannot Get	Very Difficult	Fairly Difficult	Fairly Easy	Very Easy
6th	2577	340	86.5	5.1	2.5	2.2	3.8
7th	2071	169	84.1	4.9	3.0	3.1	4.8
8th	3747	331	73.3	8.0	7.3	4.9	6.5
9th	1549	179	59.1	9.9	9.8	9.0	12.1
10th	3157	331	51.5	11.5	13.5	10.2	13.2
11th	1157	129	43.4	12.0	15.6	12.7	16.3
12th	1259	188	41.9	12.5	16.4	12.8	16.4
Jr Hi	8395	840	80.0	6.3	4.8	3.7	5.2
Sr Hi	7122	827	50.2	11.4	13.5	10.8	14.1
Total	15517	1667	66.3	8.7	8.8	6.9	9.3

Table 6.187: How easy is it to get heroin?

Grade Level	N of Valid	N of Miss	Cannot Get	Very Difficult	Fairly Difficult	Fairly Easy	Very Easy
6th	2578	339	86.4	5.3	2.5	2.0	3.8
7th	2069	171	84.5	5.1	3.0	2.6	4.7
8th	3745	333	73.6	8.6	7.2	4.2	6.4
9th	1552	176	60.7	10.1	9.7	7.7	11.9
10th	3151	337	53.2	13.5	12.3	8.7	12.3
11th	1161	125	46.3	13.2	15.2	10.2	15.1
12th	1256	191	44.2	14.9	15.8	10.0	15.0
Jr Hi	8392	843	80.2	6.7	4.7	3.2	5.2
Sr Hi	7120	829	52.1	12.9	12.9	8.9	13.1
Total	15512	1672	67.3	9.6	8.5	5.8	8.8

Table 6.188: How easy is it to get steroids?

Grade Level	N of Valid	N of Miss	Cannot Get	Very Difficult	Fairly Difficult	Fairly Easy	Very Easy
6th	2583	334	85.9	4.9	2.5	2.6	4.1
7th	2072	168	83.6	5.0	3.6	3.1	4.6
8th	3741	337	73.3	7.9	6.8	5.3	6.7
9th	1550	178	59.9	8.8	9.9	9.2	12.3
10th	3144	344	52.4	11.9	12.6	9.9	13.2
11th	1154	132	45.8	11.7	13.7	12.7	16.1
12th	1255	192	43.4	11.6	16.3	12.6	16.2
Jr Hi	8396	839	79.8	6.2	4.7	3.9	5.4
Sr Hi	7103	846	51.4	11.1	12.8	10.7	14.0
Total	15499	1685	66.7	8.5	8.4	7.0	9.3

Table 6.189: How easy is it to get ecstasy?

Grade Level	N of Valid	N of Miss	Cannot Get	Very Difficult	Fairly Difficult	Fairly Easy	Very Easy
6th	2575	342	86.5	5.1	2.5	1.9	4.0
7th	2070	170	84.5	5.3	3.0	2.3	4.9
8th	3736	342	73.0	8.6	6.7	5.0	6.7
9th	1553	175	59.2	8.8	9.7	9.9	12.4
10th	3157	331	51.5	11.6	12.9	10.2	13.7
11th	1159	127	43.1	12.1	15.3	12.6	16.9
12th	1255	192	41.2	12.9	15.9	12.6	17.5
Jr Hi	8381	854	80.0	6.7	4.5	3.4	5.4
Sr Hi	7124	825	50.0	11.3	13.1	11.0	14.6
Total	15505	1679	66.2	8.8	8.4	6.9	9.6

Table 6.190: How easy is it to get OxyContin?

Grade Level	N of Valid	N of Miss	Cannot Get	Very Difficult	Fairly Difficult	Fairly Easy	Very Easy
6th	2573	344	86.2	4.5	2.6	2.6	4.1
7th	2071	169	83.7	5.4	2.8	2.9	5.3
8th	3740	338	73.6	8.2	6.5	4.9	6.8
9th	1553	175	59.6	9.0	8.8	9.1	13.6
10th	3137	351	52.6	11.3	10.6	10.7	14.8
11th	1158	128	42.7	10.5	15.5	13.3	18.0
12th	1255	192	42.5	12.0	14.4	12.4	18.6
Jr Hi	8384	851	79.9	6.4	4.4	3.7	5.6
Sr Hi	7103	846	50.7	10.8	11.6	11.1	15.8
Total	15487	1697	66.5	8.4	7.7	7.1	10.3

6.11 In My School, I Feel Safe...

Table 6.191: In my school, I feel safe in the classroom?

Grade Level	N of Valid	N of Miss	Never	Seldom	Sometimes	Often	A Lot
6th	2698	219	9.5	2.8	10.2	17.3	60.2
7th	2143	97	9.8	4.2	13.3	18.7	53.9
8th	3878	200	8.4	3.8	11.7	23.0	53.0
9th	1604	124	10.8	3.6	12.8	23.8	49.1
10th	3258	230	10.3	3.8	12.5	23.9	49.5
11th	1193	93	9.6	3.0	11.1	24.3	52.1
12th	1328	119	9.3	2.7	8.3	21.6	58.1
Jr Hi	8719	516	9.1	3.6	11.6	20.2	55.5
Sr Hi	7383	566	10.1	3.4	11.6	23.5	51.4
Total	16102	1082	9.6	3.5	11.6	21.7	53.6

Table 6.192: In my school, I feel safe in the cafeteria?

Grade Level	N of Valid	N of Miss	Never	Seldom	Sometimes	Often	A Lot
6th	2690	227	11.6	5.8	12.3	19.3	51.0
7th	2142	98	12.0	5.9	13.8	21.1	47.2
8th	3873	205	9.5	4.9	13.6	23.1	48.8
9th	1605	123	11.9	5.0	15.3	24.0	43.8
10th	3263	225	10.9	5.5	15.9	24.1	43.6
11th	1194	92	10.2	4.3	14.1	23.8	47.7
12th	1320	127	9.0	3.7	10.6	22.4	54.2
Jr Hi	8705	530	10.8	5.4	13.2	21.5	49.1
Sr Hi	7382	567	10.7	4.9	14.5	23.7	46.2
Total	16087	1097	10.7	5.2	13.8	22.5	47.8

Table 6.193: In my school, I feel safe in the halls?

Grade Level	N of Valid	N of Miss	Never	Seldom	Sometimes	Often	A Lot
6th	2688	229	15.3	9.8	15.2	18.6	41.2
7th	2137	103	13.9	8.7	16.8	19.9	40.6
8th	3879	199	11.5	7.1	17.6	22.4	41.4
9th	1603	125	12.9	7.2	17.2	24.1	38.7
10th	3262	226	11.2	6.8	17.8	23.6	40.6
11th	1192	94	10.3	4.9	14.8	25.2	44.8
12th	1319	128	9.0	4.2	12.4	21.9	52.4
Jr Hi	8704	531	13.3	8.3	16.7	20.6	41.1
Sr Hi	7376	573	11.0	6.1	16.2	23.6	43.0
Total	16080	1104	12.2	7.3	16.5	22.0	42.0

Table 6.194: In my school, I feel safe in the bathroom?

Grade Level	N of Valid	N of Miss	Never	Seldom	Sometimes	Often	A Lot
6th	2690	227	17.0	8.8	13.0	18.0	43.1
7th	2130	110	15.5	8.6	15.1	19.2	41.6
8th	3870	208	12.6	7.4	14.3	21.8	43.9
9th	1594	134	13.4	7.8	15.4	22.8	40.6
10th	3249	239	12.2	7.2	16.2	22.6	41.9
11th	1193	93	11.1	5.6	14.5	23.4	45.3
12th	1321	126	10.1	4.1	11.4	22.0	52.4
Jr Hi	8690	545	14.7	8.1	14.1	20.0	43.1
Sr Hi	7357	592	11.9	6.5	14.9	22.7	44.0
Total	16047	1137	13.4	7.4	14.4	21.2	43.5

Table 6.195: In my school, I feel safe in the gym?

Grade Level	N of Valid	N of Miss	Never	Seldom	Sometimes	Often	A Lot
6th	2680	237	10.7	5.6	10.8	17.9	55.0
7th	2136	104	11.5	5.4	13.5	19.5	50.1
8th	3862	216	10.0	4.9	12.4	22.2	50.5
9th	1594	134	11.7	4.9	14.2	23.1	46.0
10th	3243	245	10.5	4.6	13.4	23.8	47.7
11th	1184	102	10.1	4.6	12.0	24.7	48.7
12th	1318	129	9.1	3.7	9.8	21.5	55.9
Jr Hi	8678	557	10.6	5.3	12.2	20.2	51.8
Sr Hi	7339	610	10.5	4.5	12.7	23.4	49.0
Total	16017	1167	10.5	4.9	12.4	21.6	50.5

Table 6.196: In my school, I feel safe on the school bus?

Grade Level	N of Valid	N of Miss	Never	Seldom	Sometimes	Often	A Lot
6th	2649	268	16.5	8.3	14.5	17.9	42.7
7th	2116	124	15.2	9.1	16.1	18.5	41.2
8th	3843	235	12.4	7.1	14.9	22.2	43.4
9th	1591	137	13.8	5.4	16.7	22.9	41.2
10th	3206	282	13.0	6.3	15.8	22.4	42.4
11th	1185	101	12.3	5.2	13.7	23.7	45.1
12th	1278	169	12.4	5.9	11.6	20.6	49.6
Jr Hi	8608	627	14.3	8.0	15.1	20.0	42.7
Sr Hi	7260	689	13.0	5.8	14.9	22.4	43.8
Total	15868	1316	13.7	7.0	15.0	21.1	43.2

Table 6.197: In my school, I feel safe at school events?

Grade Level	N of Valid	N of Miss	Never	Seldom	Sometimes	Often	A Lot
6th	2644	273	14.8	5.6	11.4	18.2	50.0
7th	2137	103	14.9	6.7	14.3	19.5	44.6
8th	3830	248	11.7	5.2	13.3	21.9	48.0
9th	1592	136	12.9	4.9	14.4	24.9	42.9
10th	3248	240	11.5	5.0	15.7	24.4	43.3
11th	1184	102	10.3	4.4	14.6	24.3	46.4
12th	1315	132	8.9	4.7	10.8	23.7	51.9
Jr Hi	8611	624	13.4	5.7	12.9	20.1	47.8
Sr Hi	7339	610	11.2	4.9	14.4	24.4	45.2
Total	15950	1234	12.4	5.3	13.6	22.1	46.6

Table 6.198: In my school, I feel safe on the playground?

Grade Level	N of Valid	N of Miss	Never	Seldom	Sometimes	Often	A Lot
6th	2600	317	17.9	6.8	11.8	17.1	46.3
7th	2106	134	18.5	6.4	14.7	16.6	43.7
8th	3790	288	13.3	5.7	12.3	21.0	47.7
9th	1552	176	15.7	4.7	14.8	21.9	42.9
10th	3171	317	14.4	4.9	14.1	21.1	45.6
11th	1160	126	13.1	4.2	11.4	23.1	48.2
12th	1269	178	11.0	3.9	10.2	19.9	55.0
Jr Hi	8496	739	16.0	6.2	12.8	18.7	46.3
Sr Hi	7152	797	13.9	4.6	13.1	21.4	47.1
Total	15648	1536	15.0	5.5	12.9	19.9	46.7

Table 6.199: In my school, I feel safe in the parking lot?

Grade Level	N of Valid	N of Miss	Never	Seldom	Sometimes	Often	A Lot
6th	2662	255	21.7	9.8	14.5	16.3	37.6
7th	2117	123	19.5	9.9	15.4	17.1	38.3
8th	3832	246	14.1	7.7	14.5	21.7	41.9
9th	1587	141	15.0	6.5	16.7	22.1	39.7
10th	3248	240	13.1	6.5	16.4	23.2	40.9
11th	1186	100	11.6	4.7	14.8	23.5	45.4
12th	1318	129	10.8	5.6	10.9	23.2	49.5
Jr Hi	8611	624	17.8	8.9	14.7	18.9	39.7
Sr Hi	7339	610	12.9	6.0	15.2	23.0	42.9
Total	15950	1234	15.5	7.6	15.0	20.8	41.2

Table 6.200: In my school, I feel safe in all school areas?

Grade Level	N of Valid	N of Miss	Never	Seldom	Sometimes	Often	A Lot
6th	2661	256	13.4	6.7	15.5	19.8	44.7
7th	2122	118	14.3	7.1	16.4	19.7	42.5
8th	3847	231	11.1	5.5	16.1	24.0	43.2
9th	1601	127	13.6	5.4	17.6	23.2	40.2
10th	3243	245	11.6	5.8	16.9	23.5	42.3
11th	1190	96	10.7	4.5	14.7	24.6	45.5
12th	1319	128	9.6	4.9	11.8	22.7	51.0
Jr Hi	8630	605	12.6	6.3	16.0	21.6	43.5
Sr Hi	7353	596	11.5	5.3	15.8	23.5	43.9
Total	15983	1201	12.1	5.8	15.9	22.5	43.7

6.12 In My Neighborhood, I Feel Safe...

Table 6.201: In my neighborhood, I feel safe where I live?

Grade Level	N of Valid	N of Miss	Never	Seldom	Sometimes	Often	A Lot
6th	2662	255	6.7	2.7	6.0	10.6	74.0
7th	2106	134	6.0	2.4	7.7	12.4	71.5
8th	3841	237	5.4	2.2	7.8	15.4	69.2
9th	1586	142	7.6	2.9	7.4	16.9	65.1
10th	3251	237	6.3	2.2	7.3	17.3	66.9
11th	1186	100	6.6	1.9	6.2	17.5	67.8
12th	1325	122	6.9	1.8	5.2	15.9	70.1
Jr Hi	8609	626	6.0	2.4	7.2	13.2	71.2
Sr Hi	7348	601	6.8	2.2	6.8	17.0	67.2
Total	15957	1227	6.3	2.3	7.0	14.9	69.4

Table 6.202: In my neighborhood, I feel safe in the streets?

Grade Level	N of Valid	N of Miss	Never	Seldom	Sometimes	Often	A Lot
6th	2643	274	20.9	10.1	15.7	17.4	35.8
7th	2095	145	17.3	8.6	16.7	18.1	39.2
8th	3828	250	11.3	7.0	15.6	22.0	44.1
9th	1581	147	12.0	7.1	15.4	21.1	44.5
10th	3239	249	9.6	6.2	16.3	21.7	46.1
11th	1183	103	9.2	5.1	13.4	22.1	50.2
12th	1318	129	8.8	3.7	12.1	20.4	55.0
Jr Hi	8566	669	15.7	8.3	15.9	19.7	40.4
Sr Hi	7321	628	9.9	5.8	14.9	21.4	48.0
Total	15887	1297	13.0	7.2	15.4	20.5	43.9

Table 6.203: In my neighborhood, I feel safe at the movies?

Grade Level	N of Valid	N of Miss	Never	Seldom	Sometimes	Often	A Lot
6th	2642	275	12.3	6.5	16.9	21.0	43.2
7th	2102	138	10.5	6.4	17.0	21.1	45.1
8th	3818	260	8.0	4.9	15.2	25.1	46.8
9th	1578	150	9.0	4.9	16.0	25.8	44.4
10th	3238	250	7.7	4.7	15.3	26.0	46.3
11th	1185	101	8.0	4.6	14.1	23.7	49.6
12th	1326	121	7.6	2.4	10.6	25.0	54.3
Jr Hi	8562	673	10.0	5.8	16.2	22.8	45.2
Sr Hi	7327	622	8.0	4.3	14.4	25.4	47.9
Total	15889	1295	9.1	5.1	15.4	24.0	46.5

Table 6.204: In my neighborhood, I feel safe on the playground?

Grade Level	N of Valid	N of Miss	Never	Seldom	Sometimes	Often	A Lot
6th	2611	306	15.9	7.6	14.8	18.1	43.5
7th	2079	161	14.9	7.0	15.9	18.0	44.3
8th	3783	295	11.0	6.1	13.8	23.2	45.9
9th	1565	163	12.1	6.4	13.2	22.6	45.7
10th	3203	285	10.1	5.1	15.3	23.0	46.5
11th	1176	110	9.7	4.6	13.2	22.4	50.1
12th	1308	139	9.9	3.8	10.7	22.2	53.4
Jr Hi	8473	762	13.5	6.8	14.6	20.4	44.8
Sr Hi	7252	697	10.4	5.1	13.7	22.7	48.1
Total	15725	1459	12.1	6.0	14.2	21.4	46.3

Table 6.205: In my neighborhood, I feel safe at my friend's house?

Grade Level	N of Valid	N of Miss	Never	Seldom	Sometimes	Often	A Lot
6th	2634	283	7.7	3.6	7.4	17.2	63.9
7th	2100	140	7.1	2.7	9.3	17.3	63.6
8th	3831	247	5.6	2.3	8.3	19.3	64.4
9th	1576	152	7.4	2.1	7.9	20.6	62.1
10th	3234	254	5.8	2.0	7.7	20.5	64.0
11th	1186	100	6.4	2.1	6.7	20.2	64.6
12th	1321	126	6.5	1.5	6.3	18.5	67.1
Jr Hi	8565	670	6.6	2.8	8.3	18.2	64.1
Sr Hi	7317	632	6.4	2.0	7.3	20.1	64.2
Total	15882	1302	6.5	2.4	7.8	19.1	64.2

Table 6.206: In my neighborhood, I feel safe at the mall?

Grade Level	N of Valid	N of Miss	Never	Seldom	Sometimes	Often	A Lot
6th	2627	290	15.3	7.8	17.4	22.5	36.9
7th	2097	143	11.6	7.0	17.1	23.3	41.0
8th	3826	252	9.0	5.8	16.8	26.2	42.3
9th	1570	158	9.7	4.6	15.9	27.5	42.3
10th	3225	263	8.5	4.5	18.0	25.7	43.3
11th	1181	105	8.6	4.6	14.2	25.4	47.2
12th	1318	129	8.0	3.2	12.6	24.2	52.0
Jr Hi	8550	685	11.6	6.7	17.0	24.3	40.3
Sr Hi	7294	655	8.7	4.3	16.0	25.7	45.3
Total	15844	1340	10.2	5.6	16.5	25.0	42.6

6.13 Would Your Parents Disapprove Of You

Table 6.207: Would you parents disapprove of you using tobacco?

Grade Level	N of Valid	N of Miss	Don't Disapprove	Disapprove	Strongly Disapprove	Don't Know
6th	2626	291	11.8	10.1	69.9	8.2
7th	2125	115	9.9	10.5	70.7	8.8
8th	3844	234	7.7	12.4	70.8	9.1
9th	1597	131	9.9	14.4	64.8	10.9
10th	3258	230	10.6	17.7	61.8	9.9
11th	1178	108	12.9	22.4	53.4	11.3
12th	1321	126	13.2	24.0	53.8	9.0
Jr Hi	8595	640	9.5	11.2	70.5	8.8
Sr Hi	7354	595	11.3	18.9	59.7	10.2
Total	15949	1235	10.3	14.8	65.5	9.4

Table 6.208: Would you parents disapprove of you using alcohol?

Grade Level	N of Valid	N of Miss	Don't Disapprove	Disapprove	Strongly Disapprove	Don't Know
6th	2614	303	12.8	10.9	67.6	8.6
7th	2126	114	11.1	12.7	67.8	8.5
8th	3829	249	9.8	15.8	64.5	10.0
9th	1592	136	11.6	19.7	57.0	11.8
10th	3246	242	12.8	22.4	54.0	10.8
11th	1178	108	15.4	25.7	48.0	10.9
12th	1320	127	16.9	28.8	45.8	8.5
Jr Hi	8569	666	11.0	13.5	66.3	9.2
Sr Hi	7336	613	13.7	23.5	52.2	10.6
Total	15905	1279	12.3	18.1	59.8	9.8

Table 6.209: Would you parents disapprove of you using marijuana?

Grade Level	N of Valid	N of Miss	Don't Disapprove	Disapprove	Strongly Disapprove	Don't Know
6th	2616	301	12.2	7.5	73.1	7.2
7th	2122	118	9.3	8.1	75.3	7.4
8th	3823	255	6.6	8.6	77.0	7.8
9th	1592	136	8.0	10.9	71.7	9.4
10th	3242	246	7.9	10.7	72.7	8.7
11th	1174	112	7.8	13.7	68.6	10.0
12th	1317	130	8.8	12.2	71.6	7.4
Jr Hi	8561	674	9.0	8.1	75.4	7.5
Sr Hi	7325	624	8.1	11.5	71.6	8.8
Total	15886	1298	8.6	9.7	73.6	8.1

Table 6.210: Would you parents disapprove of you using other illicit drugs?

Grade Level	N of Valid	N of Miss	Don't Disapprove	Disapprove	Strongly Disapprove	Don't Know
6th	2609	308	12.1	7.8	72.7	7.4
7th	2110	130	9.0	7.3	76.4	7.4
8th	3806	272	6.0	7.6	78.8	7.6
9th	1585	143	7.0	8.6	75.0	9.4
10th	3221	267	5.6	8.3	77.8	8.4
11th	1175	111	5.4	9.6	75.9	9.0
12th	1318	129	6.7	8.4	77.9	7.0
Jr Hi	8525	710	8.6	7.6	76.4	7.5
Sr Hi	7299	650	6.1	8.6	76.9	8.4
Total	15824	1360	7.4	8.0	76.6	7.9

Table 6.211: Would you parents disapprove of you fighting with a student?

Grade Level	N of Valid	N of Miss	Don't Disapprove	Disapprove	Strongly Disapprove	Don't Know
6th	2607	310	15.2	19.3	55.7	9.8
7th	2119	121	15.0	20.2	54.1	10.6
8th	3810	268	13.6	24.5	50.7	11.2
9th	1584	144	13.6	27.1	47.0	12.2
10th	3230	258	15.3	28.8	45.4	10.5
11th	1170	116	15.0	28.7	45.5	10.8
12th	1314	133	13.7	30.4	46.2	9.7
Jr Hi	8536	699	14.4	21.9	53.1	10.6
Sr Hi	7298	651	14.6	28.7	45.9	10.8
Total	15834	1350	14.5	25.0	49.8	10.7

Table 6.212: Would you parents disapprove of you carrying a weapon to school?

Grade Level	N of Valid	N of Miss	Don't Disapprove	Disapprove	Strongly Disapprove	Don't Know
6th	2609	308	12.3	7.8	72.6	7.3
7th	2112	128	9.1	7.5	76.2	7.2
8th	3820	258	6.2	9.1	77.7	7.0
9th	1589	139	7.0	10.1	74.2	8.7
10th	3222	266	6.1	10.6	76.4	6.9
11th	1172	114	5.7	11.0	75.2	8.1
12th	1317	130	6.6	10.5	76.5	6.5
Jr Hi	8541	694	8.8	8.3	75.8	7.1
Sr Hi	7300	649	6.3	10.5	75.7	7.4
Total	15841	1343	7.7	9.3	75.7	7.3

Table 6.213: Would you parents disapprove of you threatening a student?

Grade Level	N of Valid	N of Miss	Don't Disapprove	Disapprove	Strongly Disapprove	Don't Know
6th	2608	309	12.8	12.8	65.4	9.0
7th	2108	132	10.8	14.0	66.4	8.9
8th	3823	255	8.3	16.8	65.6	9.4
9th	1584	144	9.4	20.1	59.8	10.7
10th	3226	262	8.8	19.6	62.5	9.2
11th	1169	117	8.7	19.4	61.8	10.1
12th	1314	133	9.4	22.4	61.1	7.2
Jr Hi	8539	696	10.3	14.9	65.7	9.1
Sr Hi	7293	656	9.0	20.2	61.5	9.3
Total	15832	1352	9.7	17.3	63.8	9.2

Table 6.214: Would you parents disapprove of you joining a gang?

Grade Level	N of Valid	N of Miss	Don't Disapprove	Disapprove	Strongly Disapprove	Don't Know
6th	2589	328	12.2	9.1	69.1	9.5
7th	2107	133	10.3	8.1	72.5	9.1
8th	3804	274	7.0	9.7	74.4	8.8
9th	1589	139	7.0	10.2	72.6	10.2
10th	3214	274	6.0	9.6	76.0	8.4
11th	1169	117	5.3	10.5	74.3	9.9
12th	1313	134	6.7	9.1	76.8	7.3
Jr Hi	8500	735	9.4	9.1	72.3	9.1
Sr Hi	7285	664	6.2	9.8	75.1	8.8
Total	15785	1399	7.9	9.4	73.6	9.0

6.14 Would Your Friends Disapprove Of You

Table 6.215: Would you friends disapprove of you using tobacco?

Grade Level	N of Valid	N of Miss	Don't Disapprove	Disapprove	Strongly Disapprove	Don't Know
6th	2589	328	16.4	18.8	43.5	21.4
7th	2099	141	19.1	18.6	37.7	24.6
8th	3789	289	26.3	20.2	31.9	21.6
9th	1575	153	33.8	22.3	22.5	21.3
10th	3203	285	43.0	20.5	18.7	17.8
11th	1162	124	50.4	17.0	14.8	17.7
12th	1302	145	51.2	18.5	15.3	15.1
Jr Hi	8477	758	21.5	19.4	36.9	22.3
Sr Hi	7242	707	43.7	20.0	18.3	18.0
Total	15719	1465	31.7	19.7	28.3	20.3

Table 6.216: Would you friends disapprove of you using alcohol?

Grade Level	N of Valid	N of Miss	Don't Disapprove	Disapprove	Strongly Disapprove	Don't Know
6th	2577	340	16.7	19.1	42.8	21.3
7th	2096	144	20.5	19.1	36.5	23.9
8th	3781	297	30.5	19.4	28.6	21.5
9th	1574	154	41.7	18.8	19.6	19.9
10th	3209	279	53.8	15.9	13.7	16.6
11th	1160	126	59.7	12.4	10.7	17.2
12th	1302	145	62.7	12.5	10.1	14.6
Jr Hi	8454	781	23.8	19.2	34.9	22.0
Sr Hi	7245	704	53.7	15.4	13.9	17.0
Total	15699	1485	37.6	17.5	25.2	19.7

Table 6.217: Would your friends disapprove of you using marijuana?

Grade Level	N of Valid	N of Miss	Don't Disapprove	Disapprove	Strongly Disapprove	Don't Know
6th	2570	347	14.3	17.0	48.3	20.4
7th	2096	144	17.0	16.9	43.1	23.0
8th	3774	304	22.7	18.4	38.4	20.5
9th	1567	161	28.8	21.3	31.0	18.9
10th	3211	277	37.3	19.6	26.4	16.7
11th	1158	128	44.0	18.1	20.7	17.1
12th	1299	148	40.9	21.5	22.4	15.2
Jr Hi	8440	795	18.7	17.6	42.6	21.1
Sr Hi	7235	714	37.2	20.1	25.8	17.0
Total	15675	1509	27.2	18.7	34.8	19.2

Table 6.218: Would your friends disapprove of you using other illicit drugs?

Grade Level	N of Valid	N of Miss	Don't Disapprove	Disapprove	Strongly Disapprove	Don't Know
6th	2564	353	14.4	16.9	48.1	20.6
7th	2098	142	15.4	17.3	43.7	23.6
8th	3770	308	17.6	19.6	41.0	21.9
9th	1570	158	22.0	21.8	35.8	20.3
10th	3197	291	24.6	22.1	34.4	18.9
11th	1154	132	26.9	22.4	31.6	19.1
12th	1296	151	23.6	25.5	34.9	16.0
Jr Hi	8432	803	16.1	18.2	43.8	21.9
Sr Hi	7217	732	24.3	22.7	34.3	18.7
Total	15649	1535	19.8	20.3	39.4	20.4

Table 6.219: Would your friends disapprove of you fighting with a student?

Grade Level	N of Valid	N of Miss	Don't Disapprove	Disapprove	Strongly Disapprove	Don't Know
6th	2559	358	22.9	20.2	33.6	23.3
7th	2094	146	27.4	17.5	28.9	26.1
8th	3763	315	35.4	17.9	23.7	23.0
9th	1575	153	40.6	18.2	18.6	22.5
10th	3199	289	45.0	18.6	16.7	19.7
11th	1159	127	43.0	20.2	15.4	21.5
12th	1295	152	42.9	21.2	17.2	18.6
Jr Hi	8416	819	29.6	18.5	28.0	23.9
Sr Hi	7228	721	43.4	19.2	17.0	20.4
Total	15644	1540	36.0	18.8	22.9	22.3

Table 6.220: Would you friends disapprove of you carrying a weapon to school?

Grade Level	N of Valid	N of Miss	Don't Disapprove	Disapprove	Strongly Disapprove	Don't Know
6th	2570	347	14.6	17.0	47.5	20.9
7th	2091	149	15.5	16.2	44.9	23.4
8th	3773	305	16.7	19.6	42.7	21.0
9th	1576	152	22.0	21.7	36.5	19.8
10th	3199	289	20.9	22.9	37.9	18.3
11th	1159	127	19.6	23.4	36.8	20.2
12th	1295	152	19.6	24.2	39.7	16.5
Jr Hi	8434	801	15.8	18.0	44.7	21.6
Sr Hi	7229	720	20.7	22.9	37.8	18.6
Total	15663	1521	18.0	20.3	41.5	20.2

Table 6.221: Would you friends disapprove of you threatening a student?

Grade Level	N of Valid	N of Miss	Don't Disapprove	Disapprove	Strongly Disapprove	Don't Know
6th	2575	342	18.3	19.0	40.1	22.5
7th	2089	151	20.5	17.7	36.3	25.5
8th	3773	305	27.0	19.3	30.7	23.0
9th	1575	153	32.9	21.0	24.0	22.1
10th	3182	306	35.4	21.1	23.2	20.3
11th	1158	128	34.1	22.4	21.6	21.9
12th	1297	150	32.5	23.2	24.7	19.5
Jr Hi	8437	798	22.8	18.8	35.0	23.5
Sr Hi	7212	737	34.1	21.6	23.4	20.8
Total	15649	1535	28.0	20.1	29.6	22.3

Table 6.222: Would you friends disapprove of you joining a gang?

Grade Level	N of Valid	N of Miss	Don't Disapprove	Disapprove	Strongly Disapprove	Don't Know
6th	2561	356	16.7	15.8	44.1	23.4
7th	2084	156	16.4	15.8	41.6	26.2
8th	3762	316	18.7	17.7	40.6	22.9
9th	1574	154	20.9	20.8	37.0	21.3
10th	3173	315	20.6	20.4	38.7	20.3
11th	1154	132	18.5	20.1	38.9	22.5
12th	1295	152	18.0	23.1	40.6	18.3
Jr Hi	8407	828	17.5	16.7	41.9	23.9
Sr Hi	7196	753	19.9	20.9	38.7	20.5
Total	15603	1581	18.6	18.6	40.4	22.3

6.15 Frequency of Use

Table 6.223: Frequency of Use – Cigarettes?

Grade Level	N of Valid	N of Miss	Daily	Weekly	Monthly	Annual
6th	2851	66	2.2	4.0	5.0	10.7
7th	2209	31	3.2	7.1	9.3	18.3
8th	4007	71	5.0	9.9	13.3	24.6
9th	1692	36	10.4	17.0	22.5	34.2
10th	3426	62	11.6	18.2	23.0	35.1
11th	1261	25	19.1	26.9	32.0	44.1
12th	1422	25	21.3	30.3	35.2	47.7
Jr Hi	9067	168	3.7	7.4	9.7	18.7
Sr Hi	7801	148	14.3	21.6	26.6	38.7
Total	16868	316	8.6	13.9	17.5	27.9

Table 6.224: Frequency of Use – Smokeless Tobacco?

Grade Level	N of Valid	N of Miss	Daily	Weekly	Monthly	Annual
6th	2843	74	2.0	2.7	3.3	5.5
7th	2206	34	1.5	2.4	3.1	6.9
8th	4005	73	2.0	3.6	4.7	9.6
9th	1688	40	4.8	7.4	9.2	14.0
10th	3420	68	4.7	7.5	10.4	17.8
11th	1261	25	8.5	11.7	14.6	20.8
12th	1414	33	7.1	10.5	12.8	20.6
Jr Hi	9054	181	1.9	3.0	3.9	7.7
Sr Hi	7783	166	5.8	8.7	11.3	18.0
Total	16837	347	3.7	5.6	7.3	12.4

Table 6.225: Frequency of Use – Cigars?

Grade Level	N of Valid	N of Miss	Daily	Weekly	Monthly	Annual
6th	2836	81	1.5	2.0	2.5	4.9
7th	2196	44	1.1	2.4	4.1	8.2
8th	3988	90	1.1	2.4	3.9	9.9
9th	1678	50	3.0	6.1	9.1	16.9
10th	3408	80	2.1	4.8	8.8	18.9
11th	1251	35	3.7	7.4	13.3	26.6
12th	1415	32	3.7	8.3	16.6	32.0
Jr Hi	9020	215	1.2	2.3	3.5	7.9
Sr Hi	7752	197	2.9	6.1	11.0	22.1
Total	16772	412	2.0	4.1	7.0	14.5

Table 6.226: Frequency of Use – Beer?

Grade Level	N of Valid	N of Miss	Daily	Weekly	Monthly	Annual
6th	2837	80	1.6	2.4	3.8	12.9
7th	2201	39	1.7	4.7	8.5	22.8
8th	3988	90	1.4	6.4	13.3	33.0
9th	1680	48	3.7	11.4	23.6	45.2
10th	3410	78	2.7	13.2	26.9	51.8
11th	1255	31	3.7	19.1	35.5	58.9
12th	1414	33	4.7	22.4	40.8	62.7
Jr Hi	9026	209	1.6	4.7	9.1	24.2
Sr Hi	7759	190	3.4	15.5	30.1	53.5
Total	16785	399	2.4	9.7	18.8	37.8

Table 6.227: Frequency of Use – Wine Coolers?

Grade Level	N of Valid	N of Miss	Daily	Weekly	Monthly	Annual
6th	2835	82	1.7	2.5	4.2	13.2
7th	2200	40	1.2	3.8	7.4	21.7
8th	3987	91	1.6	5.3	12.0	32.3
9th	1678	50	3.8	10.3	20.5	42.4
10th	3413	75	2.4	8.9	21.4	47.4
11th	1250	36	3.2	10.7	23.0	46.6
12th	1415	32	4.0	11.2	25.6	51.0
Jr Hi	9022	213	1.5	4.1	8.4	23.7
Sr Hi	7756	193	3.1	9.9	22.2	46.9
Total	16778	406	2.3	6.8	14.8	34.4

Table 6.228: Frequency of Use – Liquor?

Grade Level	N of Valid	N of Miss	Daily	Weekly	Monthly	Annual
6th	2836	81	1.5	2.2	3.2	7.5
7th	2196	44	1.2	3.3	6.1	14.8
8th	3986	92	1.3	5.4	10.6	25.0
9th	1677	51	3.9	11.0	21.0	40.1
10th	3407	81	2.8	11.3	25.2	48.7
11th	1256	30	3.7	16.3	33.4	57.5
12th	1415	32	4.5	18.9	39.1	63.0
Jr Hi	9018	217	1.3	3.8	7.2	17.1
Sr Hi	7755	194	3.5	13.4	28.1	50.9
Total	16773	411	2.3	8.3	16.9	32.7

Table 6.229: Frequency of Use – Marijuana?

Grade Level	N of Valid	N of Miss	Daily	Weekly	Monthly	Annual
6th	2829	88	1.5	2.2	2.7	3.8
7th	2195	45	2.0	4.0	5.5	9.1
8th	3988	90	2.4	6.1	8.6	14.7
9th	1686	42	6.3	11.6	16.3	25.0
10th	3411	77	5.3	12.3	18.2	29.3
11th	1255	31	9.8	18.9	25.8	39.6
12th	1416	31	9.7	19.4	25.7	38.4
Jr Hi	9012	223	2.0	4.3	6.0	9.9
Sr Hi	7768	181	7.0	14.5	20.4	31.7
Total	16780	404	4.4	9.1	12.6	20.0

Table 6.230: Frequency of Use – Cocaine?

Grade Level	N of Valid	N of Miss	Daily	Weekly	Monthly	Annual
6th	2833	84	1.6	1.8	2.0	2.8
7th	2190	50	1.0	1.6	2.0	3.2
8th	3995	83	1.0	1.7	2.4	4.4
9th	1682	46	2.7	3.7	4.9	7.0
10th	3416	72	2.0	2.8	4.2	7.6
11th	1250	36	2.4	4.1	6.0	10.6
12th	1413	34	3.7	5.2	7.2	12.2
Jr Hi	9018	217	1.2	1.7	2.2	3.6
Sr Hi	7761	188	2.5	3.6	5.2	8.8
Total	16779	405	1.8	2.6	3.6	6.0

Table 6.231: Frequency of Use – Uppers?

Grade Level	N of Valid	N of Miss	Daily	Weekly	Monthly	Annual
6th	2814	103	1.4	1.7	2.3	3.3
7th	2191	49	1.0	1.5	1.8	3.1
8th	3986	92	1.0	1.6	2.4	3.9
9th	1679	49	2.7	3.6	5.2	7.6
10th	3409	79	1.6	3.1	4.4	7.3
11th	1254	32	2.3	4.8	7.1	11.2
12th	1411	36	3.8	5.7	7.4	11.4
Jr Hi	8991	244	1.1	1.6	2.2	3.5
Sr Hi	7753	196	2.3	4.0	5.5	8.7
Total	16744	440	1.7	2.7	3.8	5.9

Table 6.232: Frequency of Use – Downers?

Grade Level	N of Valid	N of Miss	Daily	Weekly	Monthly	Annual
6th	2811	106	1.5	1.6	2.2	3.0
7th	2181	59	0.9	1.5	2.0	3.3
8th	3982	96	1.1	1.8	2.6	4.3
9th	1676	52	3.3	4.6	5.7	8.3
10th	3406	82	1.9	2.9	5.0	7.7
11th	1253	33	2.5	4.5	6.9	9.9
12th	1412	35	3.3	5.0	7.0	10.1
Jr Hi	8974	261	1.1	1.6	2.3	3.6
Sr Hi	7747	202	2.6	3.9	5.8	8.6
Total	16721	463	1.8	2.7	3.9	5.9

Table 6.233: Frequency of Use – Inhalants?

Grade Level	N of Valid	N of Miss	Daily	Weekly	Monthly	Annual
6th	2812	105	1.7	2.2	2.8	5.4
7th	2182	58	1.3	2.1	3.2	6.5
8th	3983	95	1.2	2.1	3.6	7.8
9th	1676	52	2.9	3.9	5.8	10.0
10th	3405	83	1.5	2.3	3.8	7.3
11th	1250	36	2.3	3.6	5.4	8.3
12th	1414	33	3.3	4.3	5.5	7.6
Jr Hi	8977	258	1.4	2.1	3.2	6.7
Sr Hi	7745	204	2.3	3.2	4.8	8.1
Total	16722	462	1.8	2.6	4.0	7.3

Table 6.234: Frequency of Use – Hallucinogens?

Grade Level	N of Valid	N of Miss	Daily	Weekly	Monthly	Annual
6th	2800	117	1.5	1.8	2.3	2.8
7th	2180	60	1.0	1.4	1.8	2.6
8th	3980	98	0.8	1.3	1.9	3.2
9th	1672	56	2.5	3.4	4.7	6.5
10th	3407	81	1.5	2.2	3.6	6.8
11th	1246	40	2.5	3.9	5.5	9.7
12th	1414	33	3.1	4.2	6.5	10.6
Jr Hi	8960	275	1.0	1.5	2.0	2.9
Sr Hi	7739	210	2.2	3.1	4.7	7.9
Total	16699	485	1.6	2.2	3.2	5.2

Table 6.235: Frequency of Use – Heroin?

Grade Level	N of Valid	N of Miss	Daily	Weekly	Monthly	Annual
6th	2796	121	1.4	1.7	2.0	2.7
7th	2187	53	1.0	1.2	1.8	2.7
8th	3971	107	0.8	1.1	1.6	2.5
9th	1680	48	2.8	3.3	3.8	5.3
10th	3405	83	1.5	2.0	2.9	4.3
11th	1252	34	2.6	3.4	4.4	5.7
12th	1411	36	3.1	3.8	4.7	7.0
Jr Hi	8954	281	1.0	1.3	1.8	2.6
Sr Hi	7748	201	2.3	2.9	3.6	5.2
Total	16702	482	1.6	2.0	2.6	3.8

Table 6.236: Frequency of Use – Steroids?

Grade Level	N of Valid	N of Miss	Daily	Weekly	Monthly	Annual
6th	2794	123	1.6	1.9	2.1	3.0
7th	2178	62	1.0	1.3	1.8	2.8
8th	3976	102	0.8	1.2	1.4	2.4
9th	1675	53	2.8	3.3	4.0	5.4
10th	3403	85	1.4	1.9	2.7	3.9
11th	1245	41	2.2	3.3	4.0	5.1
12th	1410	37	3.4	3.8	4.4	5.7
Jr Hi	8948	287	1.1	1.4	1.7	2.7
Sr Hi	7733	216	2.2	2.8	3.5	4.8
Total	16681	503	1.6	2.1	2.5	3.6

Table 6.237: Frequency of Use – Ecstasy?

Grade Level	N of Valid	N of Miss	Daily	Weekly	Monthly	Annual
6th	2794	123	1.5	1.7	2.1	2.7
7th	2179	61	0.9	1.5	1.9	2.9
8th	3962	116	0.9	1.4	2.2	3.8
9th	1669	59	2.7	3.1	4.0	6.3
10th	3400	88	1.6	2.3	3.4	6.4
11th	1246	40	2.2	3.0	4.6	8.2
12th	1412	35	3.0	3.6	4.8	9.4
Jr Hi	8935	300	1.1	1.5	2.1	3.2
Sr Hi	7727	222	2.2	2.8	4.0	7.2
Total	16662	522	1.6	2.1	3.0	5.1

Table 6.238: Frequency of Use – OxyContin?

Grade Level	N of Valid	N of Miss	Daily	Weekly	Monthly	Annual
6th	2792	125	1.6	1.8	2.1	2.9
7th	2174	66	1.0	1.4	1.9	3.0
8th	3964	114	1.0	1.6	2.1	3.2
9th	1672	56	2.7	3.5	4.6	7.4
10th	3399	89	1.6	2.3	3.6	6.8
11th	1245	41	3.0	4.3	6.4	10.8
12th	1409	38	3.3	5.0	6.2	10.3
Jr Hi	8930	305	1.2	1.6	2.1	3.1
Sr Hi	7725	224	2.4	3.4	4.8	8.2
Total	16655	529	1.7	2.4	3.3	5.4

Table 6.239: Frequency of Use – Any Tobacco?

Grade Level	N of Valid	N of Miss	Daily	Weekly	Monthly	Annual
6th	2865	52	2.9	4.7	6.1	12.9
7th	2214	26	4.0	8.1	10.6	20.9
8th	4028	50	5.9	11.5	15.3	28.1
9th	1697	31	12.1	20.1	25.5	38.4
10th	3439	49	14.2	21.8	27.3	42.4
11th	1269	17	23.0	31.8	37.6	51.3
12th	1426	21	24.5	34.6	40.7	56.0
Jr Hi	9107	128	4.5	8.6	11.2	21.6
Sr Hi	7831	118	17.1	25.4	31.0	45.4
Total	16938	246	10.3	16.3	20.4	32.6

Table 6.240: Frequency of Use – Any Alcohol?

Grade Level	N of Valid	N of Miss	Daily	Weekly	Monthly	Annual
6th	2856	61	1.9	3.2	5.5	18.9
7th	2211	29	2.0	6.0	10.3	30.3
8th	4020	58	2.1	8.3	16.9	43.0
9th	1694	34	4.9	14.9	27.9	55.4
10th	3434	54	3.6	16.2	32.8	63.7
11th	1265	21	4.5	21.8	41.4	67.6
12th	1423	24	5.8	25.9	46.2	73.4
Jr Hi	9087	148	2.0	6.1	11.7	32.3
Sr Hi	7816	133	4.4	18.6	35.6	64.3
Total	16903	281	3.1	11.9	22.7	47.1

Table 6.241: Frequency of Use – Any Illicit Drugs?

Grade Level	N of Valid	N of Miss	Daily	Weekly	Monthly	Annual
6th	2863	54	2.4	3.5	4.8	8.7
7th	2214	26	2.9	5.7	7.7	13.2
8th	4032	46	3.6	7.8	11.5	19.6
9th	1699	29	7.8	13.5	18.5	28.8
10th	3441	47	6.4	14.1	20.2	31.9
11th	1268	18	11.4	21.1	28.1	42.2
12th	1425	22	11.5	21.6	28.3	41.0
Jr Hi	9109	126	3.0	6.0	8.5	14.6
Sr Hi	7833	116	8.4	16.5	22.6	34.6
Total	16942	242	5.5	10.8	15.0	23.9