

**PRIDE Questionnaire Report for Grades 6 thru 12**  
**2003-04 West Virginia Summary**

June 11, 2004

# Contents

- 1 Introduction** **1**

  - 1.1 Drug Use Summary . . . . . 3
  - 1.2 Cigarette Use . . . . . 3
  - 1.3 Beer Use . . . . . 3
  - 1.4 Marijuana Use . . . . . 3
  - 1.5 Cocaine Use . . . . . 4
  - 1.6 Hallucinogen Use . . . . . 4

- 2 Standard Graphics** **5**

  - 2.1 Frequency of Use . . . . . 6
  - 2.2 Where Do You Use . . . . . 12
  - 2.3 When Do You Use . . . . . 21
  - 2.4 Harmfulness to Health . . . . . 30
  - 2.5 Availability . . . . . 39
  - 2.6 Friends Use . . . . . 48

- 3 Advanced Graphics** **52**

  - 3.1 Effect of Use By Students Who Use Drugs . . . . . 53
  - 3.2 Frequency of Use by Sex . . . . . 58
  - 3.3 Illicit Drug Use by Risk & Protective Factors . . . . . 67

- 4 Summary Statistics** **91**

  - 4.1 Guns . . . . . 92
  - 4.2 Gangs . . . . . 93
  - 4.3 Suicide . . . . . 94
  - 4.4 Threatening Behaviors . . . . . 95
  - 4.5 Trouble With The Police . . . . . 96
  - 4.6 Personal Safety . . . . . 97
  - 4.7 Risk and Protective Factors . . . . . 97

    - 4.7.1 Community - Risk Factors . . . . . 98
    - 4.7.2 Community - Protective Factors . . . . . 99
    - 4.7.3 School - Risk Factors . . . . . 99
    - 4.7.4 School - Protective Factors . . . . . 100
    - 4.7.5 Family - Risk Factors . . . . . 100
    - 4.7.6 Family - Protective Factors . . . . . 100
    - 4.7.7 Individual - Risk Factors . . . . . 101
    - 4.7.8 Individual - Protective Factors . . . . . 102

<b>5</b>	<b>Drug-Free Communities Support Program - OJJDP Required Statistics</b>	<b>103</b>
5.1	Monthly Use . . . . .	104
5.2	Perception of Risk . . . . .	105
5.3	Perception of Disapproval . . . . .	106
5.4	Age of First Use . . . . .	108
<b>6</b>	<b>Percentage Tables</b>	<b>109</b>
6.1	Personal & Family Information . . . . .	110
6.2	Student Characteristics . . . . .	113
6.3	Harmful To Health . . . . .	126
6.4	Within The Past Year How Often Have You Used . . . . .	130
6.5	At What Age Did You First . . . . .	135
6.6	Where Do You Use . . . . .	139
6.7	When Do You Use . . . . .	144
6.8	While At School Have You . . . . .	149
6.9	What Effect Do You Most Often Get When You Use . . . . .	153
6.10	How Easy Is It To Get . . . . .	157
6.11	In My School, I Feel Safe... . . . .	161
6.12	In My Neighborhood, I Feel Safe... . . . .	164
6.13	Would Your Parents Disapprove Of You . . . . .	166
6.14	Would Your Friends Disapprove Of You . . . . .	168
6.15	Frequency of Use . . . . .	170

# List of Tables

- 5.1 Monthly Use of Alcohol . . . . . 104
- 5.2 Monthly Use of Tobacco . . . . . 104
- 5.3 Monthly Use of Marijuana . . . . . 104
- 5.4 Perception of Risk of Alcohol . . . . . 105
- 5.5 Perception of Risk of Tobacco . . . . . 105
- 5.6 Perception of Risk of Marijuana . . . . . 105
- 5.7 Perception of Parents Disapproval of Tobacco . . . . . 106
- 5.8 Perception of Parents Disapproval of Alcohol . . . . . 106
- 5.9 Perception of Parents Disapproval of Marijuana . . . . . 106
- 5.10 Perception of Friends Disapproval of Tobacco . . . . . 106
- 5.11 Perception of Friends Disapproval of Alcohol . . . . . 107
- 5.12 Perception of Friends Disapproval of Marijuana . . . . . 107
- 5.13 When did you first use any alcohol? . . . . . 108
- 5.14 When did you first use any tobacco? . . . . . 108
- 5.15 When did you first use marijuana? . . . . . 108
  
- 6.1 Ethnic Origin . . . . . 110
- 6.2 Sex . . . . . 110
- 6.3 Age . . . . . 110
- 6.4 Do you live with: . . . . . 110
- 6.5 Do you have a job? . . . . . 111
- 6.6 Does your father have a job? . . . . . 111
- 6.7 Does your mother have a job? . . . . . 111
- 6.8 What is the educational level of your father? . . . . . 111
- 6.9 What is the educational level of your mother? . . . . . 112
- 6.10 Do you make good grades? . . . . . 113
- 6.11 Do you get into trouble at school? . . . . . 113
- 6.12 Do you take part in school sports teams? . . . . . 113
- 6.13 Do you take part in school activities such as band, clubs, etc? . . . . . 113
- 6.14 Do you take part in community activities such as scouts, rec. teams, youth clubs, etc? . . . . . 114
- 6.15 Do you attend church, synagogue, etc.? . . . . . 114
- 6.16 Have you threatened to harm a teacher? . . . . . 114
- 6.17 Have you threatened to harm one or both of your parents, guardians, etc.? . . . . . 114
- 6.18 Do your parents talk with you about the problems of tobacco use? . . . . . 115
- 6.19 Do your parents talk with you about the problems of alcohol use? . . . . . 115
- 6.20 Do your parents talk with you about the problems of drug use? . . . . . 115
- 6.21 Do your teachers talk with you about the problems of alcohol use? . . . . . 115

6.22	Do your teachers talk with you about the problems of drug use?	116
6.23	Does your school set clear rules on bringing a gun to school?	116
6.24	Does your school set clear rules on using drugs at school?	116
6.25	Does your school set clear rules on bullying or threatening other students at school?	116
6.26	Does your school punish you when you break the rules?	117
6.27	Do your parents set clear rules for you?	117
6.28	Do your parents punish you when you break the rules?	117
6.29	Have you been in trouble with the police?	117
6.30	Do you take part in gang activities?	118
6.31	Have you thought about committing suicide?	119
6.32	While NOT at school have you carried a gun for protection or as a weapon?	119
6.33	Have you received treatment or counseling for alcohol and/or drug use?	119
6.34	Have you been caught using alcohol?	119
6.35	Have you been caught using drugs?	120
6.36	Do you have an adult, other than your parent or guardian, that you talk to about problems?	120
6.37	Do you buy or sell drugs at school?	120
6.38	Do you buy or sell drugs when NOT at school?	120
6.39	Do your friends use tobacco? (cigarettes, cigars, etc...)?	121
6.40	Do your friends use alcohol? (beer, liquor, etc...)?	121
6.41	Do your friends use drugs? (marijuana, cocaine, etc...)?	121
6.42	Do your parents set clear rules about violent TV, movies and video games?	121
6.43	Have you had 5 or more glasses of beer, wine or liquor within a few hours?	122
6.44	Have you driven a car after or while drinking alcohol??	122
6.45	Do you surf the internet for fun?	122
6.46	Have you skipped school in the past year?	122
6.47	Have you seen ads on TV that encourage NO drug use?	123
6.48	Does your school have a security officer?	123
6.49	Do you think your school needs a security officer?	123
6.50	Does your school have a drug screening program?	123
6.51	Does your school's drug screening program include all students?	124
6.52	If your school does not screen all students, do you participate in an activity that is part of the drug screening program?	124
6.53	Have you been screened for drugs at school?	124
6.54	Does your school have a student assistance program?	124
6.55	Have you participated in the student assistance program?	125
6.56	If you participated, was the student assistance program helpful?	125
6.57	Do you feel that using cigarettes is harmful to your health?	126
6.58	Do you feel that using smokeless tobacco is harmful to your health?	126
6.59	Do you feel that using cigars is harmful to your health?	126
6.60	Do you feel that using beer is harmful to your health?	126
6.61	Do you feel that using wine coolers is harmful to your health?	127
6.62	Do you feel that using liquor is harmful to your health?	127
6.63	Do you feel that using marijuana is harmful to your health?	127
6.64	Do you feel that using cocaine is harmful to your health?	127
6.65	Do you feel that using uppers is harmful to your health?	128
6.66	Do you feel that using downers is harmful to your health?	128
6.67	Do you feel that using inhalants is harmful to your health?	128

6.68 Do you feel that using hallucinogens is harmful to your health? . . . . .	128
6.69 Do you feel that using heroin is harmful to your health? . . . . .	129
6.70 Do you feel that using steroids is harmful to your health? . . . . .	129
6.71 Do you feel that using ecstasy is harmful to your health? . . . . .	129
6.72 Do you feel that using OxyContin is harmful to your health? . . . . .	129
6.73 Within the past year how often have you smoked cigarettes? . . . . .	130
6.74 Within the past year how often have you used smokeless tobacco? . . . . .	130
6.75 Within the past year how often have you smoked cigars? . . . . .	130
6.76 Within the past year how often have you drunk beer? . . . . .	130
6.77 Within the past year how often have you drunk wine coolers? . . . . .	131
6.78 Within the past year how often have you drunk liquor? . . . . .	131
6.79 Within the past year how often have you smoked marijuana? . . . . .	131
6.80 Within the past year how often have you used cocaine? . . . . .	131
6.81 Within the past year how often have you used uppers? . . . . .	132
6.82 Within the past year how often have you used downers? . . . . .	132
6.83 Within the past year how often have you used inhalants? . . . . .	132
6.84 Within the past year how often have you used hallucinogens? . . . . .	132
6.85 Within the past year how often have you used heroin? . . . . .	133
6.86 Within the past year how often have you used steroids? . . . . .	133
6.87 Within the past year how often have you used ecstasy? . . . . .	133
6.88 Within the past year how often have you used OxyContin? . . . . .	133
6.89 Within the past year how often have you used tobacco? . . . . .	134
6.90 Within the past year how often have you drunk alcohol? . . . . .	134
6.91 Within the past year how often have you used illicit drugs? . . . . .	134
6.92 At what age did you first smoke cigarettes? . . . . .	135
6.93 At what age did you first use smokeless tobacco? . . . . .	135
6.94 At what age did you first smoke cigars? . . . . .	135
6.95 At what age did you first drink beer? . . . . .	135
6.96 At what age did you first drink wine coolers? . . . . .	136
6.97 At what age did you first drink liquor? . . . . .	136
6.98 At what age did you first smoke marijuana? . . . . .	136
6.99 At what age did you first use cocaine? . . . . .	136
6.100At what age did you first use uppers? . . . . .	137
6.101At what age did you first use downers? . . . . .	137
6.102At what age did you first use inhalants? . . . . .	137
6.103At what age did you first use hallucinogens? . . . . .	137
6.104At what age did you first use heroin? . . . . .	138
6.105At what age did you first use steroids? . . . . .	138
6.106At what age did you first use ecstasy? . . . . .	138
6.107At what age did you first use OxyContin? . . . . .	138
6.108Where do you smoke cigarettes? . . . . .	139
6.109Where do you use smokeless tobacco? . . . . .	139
6.110Where do you smoke cigars? . . . . .	139
6.111Where do you drink beer? . . . . .	139
6.112Where do you drink wine coolers? . . . . .	140
6.113Where do you drink liquor? . . . . .	140
6.114Where do you smoke marijuana? . . . . .	140

6.115Where do you use cocaine? . . . . .	140
6.116Where do you use uppers? . . . . .	141
6.117Where do you use downers? . . . . .	141
6.118Where do you use inhalants? . . . . .	141
6.119Where do you use hallucinogens? . . . . .	141
6.120Where do you use heroin? . . . . .	142
6.121Where do you use steroids? . . . . .	142
6.122Where do you use ecstasy? . . . . .	142
6.123Where do you use OxyContin? . . . . .	142
6.124Where do you use any tobacco? . . . . .	143
6.125Where do you use any alcohol? . . . . .	143
6.126Where do you use any illicit drugs? . . . . .	143
6.127When do you smoke cigarettes? . . . . .	144
6.128When do you use smokeless tobacco? . . . . .	144
6.129When do you smoke cigars? . . . . .	144
6.130When do you drink beer? . . . . .	144
6.131When do you drink wine coolers? . . . . .	145
6.132When do you drink liquor? . . . . .	145
6.133When do you smoke marijuana? . . . . .	145
6.134When do you use cocaine? . . . . .	145
6.135When do you use uppers? . . . . .	146
6.136When do you use downers? . . . . .	146
6.137When do you use inhalants? . . . . .	146
6.138When do you use hallucinogens? . . . . .	146
6.139When do you use heroin? . . . . .	147
6.140When do you use steroids? . . . . .	147
6.141When do you use ecstasy? . . . . .	147
6.142When do you use OxyContin? . . . . .	147
6.143When do you use any tobacco? . . . . .	148
6.144When do you use any alcohol? . . . . .	148
6.145When do you use any illicit drugs? . . . . .	148
6.146While at school have you carried a gun? . . . . .	149
6.147While at school have you carried a knife, club or other weapon? . . . . .	149
6.148While at school have you threatened a student with a gun, knife or club? . . . . .	149
6.149While at school have you threatened to hurt a student by hitting, slapping or kicking? . . . . .	149
6.150While at school have you hurt a student by using a gun, knife or club? . . . . .	150
6.151While at school have you hurt a student by hitting, slapping or kicking? . . . . .	150
6.152While at school have you been threatened with a gun, knife or club by a student? . . . . .	150
6.153While at school have you had a student threaten to hit, slap or kick you? . . . . .	150
6.154While at school have you been afraid a student may hurt you? . . . . .	151
6.155While at school have you been hurt by a student using a gun, knife or club? . . . . .	151
6.156While at school have you been hurt by a student who hit, slapped or kicked you? . . . . .	151
6.157While at school have you been helped by a school security officer? . . . . .	151
6.158While at school have you been in trouble with school security officer? . . . . .	152
6.159What effect do you most often get when you smoke cigarettes? . . . . .	153
6.160What effect do you most often get when you use smokeless tobacco? . . . . .	153
6.161What effect do you most often get when you smoke cigars? . . . . .	153

6.162	What effect do you most often get when you drink beer?	153
6.163	What effect do you most often get when you drink wine coolers?	154
6.164	What effect do you most often get when you drink liquor?	154
6.165	What effect do you most often get when you smoke marijuana?	154
6.166	What effect do you most often get when you use cocaine?	154
6.167	What effect do you most often get when you use uppers?	155
6.168	What effect do you most often get when you use downers?	155
6.169	What effect do you most often get when you use inhalants?	155
6.170	What effect do you most often get when you use hallucinogens?	155
6.171	What effect do you most often get when you use heroin?	156
6.172	What effect do you most often get when you use steroids?	156
6.173	What effect do you most often get when you use ecstasy?	156
6.174	What effect do you most often get when you use OxyContin?	156
6.175	How easy is it to get cigarettes?	157
6.176	How easy is it to get smokeless tobacco?	157
6.177	How easy is it to get cigars?	157
6.178	How easy is it to get beer?	157
6.179	How easy is it to get wine coolers?	158
6.180	How easy is it to get liquor?	158
6.181	How easy is it to get marijuana?	158
6.182	How easy is it to get cocaine?	158
6.183	How easy is it to get uppers?	159
6.184	How easy is it to get downers?	159
6.185	How easy is it to get inhalants?	159
6.186	How easy is it to get hallucinogens?	159
6.187	How easy is it to get heroin?	160
6.188	How easy is it to get steroids?	160
6.189	How easy is it to get ecstasy?	160
6.190	How easy is it to get OxyContin?	160
6.191	In my school, I feel safe in the classroom?	161
6.192	In my school, I feel safe in the cafeteria?	161
6.193	In my school, I feel safe in the halls?	161
6.194	In my school, I feel safe in the bathroom?	161
6.195	In my school, I feel safe in the gym?	162
6.196	In my school, I feel safe on the school bus?	162
6.197	In my school, I feel safe at school events?	162
6.198	In my school, I feel safe on the playground?	162
6.199	In my school, I feel safe in the parking lot?	163
6.200	In my school, I feel safe in all school areas?	163
6.201	In my neighborhood, I feel safe where I live?	164
6.202	In my neighborhood, I feel safe in the streets?	164
6.203	In my neighborhood, I feel safe at the movies?	164
6.204	In my neighborhood, I feel safe on the playground?	164
6.205	In my neighborhood, I feel safe at my friend's house?	165
6.206	In my neighborhood, I feel safe at the mall?	165
6.207	Would you parents disapprove of you using tobacco?	166
6.208	Would you parents disapprove of you using alcohol?	166



6.209	Would you parents disapprove of you using marijuana?	166
6.210	Would you parents disapprove of you using other illicit drugs?	166
6.211	Would you parents disapprove of you fighting with a student?	167
6.212	Would you parents disapprove of you carrying a weapon to school?	167
6.213	Would you parents disapprove of you threatening a student?	167
6.214	Would you parents disapprove of you joining a gang?	167
6.215	Would you friends disapprove of you using tobacco?	168
6.216	Would you friends disapprove of you using alcohol?	168
6.217	Would you friends disapprove of you using marijuana?	168
6.218	Would you friends disapprove of you using other illicit drugs?	168
6.219	Would you friends disapprove of you fighting with a student?	169
6.220	Would you friends disapprove of you carrying a weapon to school?	169
6.221	Would you friends disapprove of you threatening a student?	169
6.222	Would you friends disapprove of you joining a gang?	169
6.223	Frequency of Use – Cigarettes?	170
6.224	Frequency of Use – Smokeless Tobacco?	170
6.225	Frequency of Use – Cigars?	170
6.226	Frequency of Use – Beer?	170
6.227	Frequency of Use – Wine Coolers?	171
6.228	Frequency of Use – Liquor?	171
6.229	Frequency of Use – Marijuana?	171
6.230	Frequency of Use – Cocaine?	171
6.231	Frequency of Use – Uppers?	172
6.232	Frequency of Use – Downers?	172
6.233	Frequency of Use – Inhalants?	172
6.234	Frequency of Use – Hallucinogens?	172
6.235	Frequency of Use – Heroin?	173
6.236	Frequency of Use – Steroids?	173
6.237	Frequency of Use – Ecstasy?	173
6.238	Frequency of Use – OxyContin?	173
6.239	Frequency of Use – Any Tobacco?	174
6.240	Frequency of Use – Any Alcohol?	174
6.241	Frequency of Use – Any Illicit Drugs?	174

# List of Figures

- 2.1 % Students Who Use Cigarettes, Smokeless Tobacco & Cigars . . . . . 7
- 2.2 % Students Who Use Beer, Wine Coolers, Liquor & Marijuana . . . . . 8
- 2.3 % Students Who Use Cocaine, Uppers, Downers & Inhalants . . . . . 9
- 2.4 % Students Who Use Hallucinogens, Heroin & Steroids . . . . . 10
- 2.5 % Students Who Use Ecstasy & OxyContin . . . . . 11
- 2.6 Where Do You Use Beer . . . . . 13
- 2.7 Where Do You Use Liquor . . . . . 14
- 2.8 Where Do You Use Marijuana . . . . . 15
- 2.9 Where Do You Use Cocaine . . . . . 16
- 2.10 Where Do You Use Inhalants . . . . . 17
- 2.11 Where Do You Use Hallucinogens . . . . . 18
- 2.12 Where Do You Use Ecstasy . . . . . 19
- 2.13 Where Do You Use OxyContin . . . . . 20
- 2.14 When Do You Use Beer . . . . . 22
- 2.15 When Do You Use Liquor . . . . . 23
- 2.16 When Do You Use Marijuana . . . . . 24
- 2.17 When Do You Use Cocaine . . . . . 25
- 2.18 When Do You Use Inhalants . . . . . 26
- 2.19 When Do You Use Hallucinogens . . . . . 27
- 2.20 When Do You Use Ecstasy . . . . . 28
- 2.21 When Do You Use OxyContin . . . . . 29
- 2.22 Is It Harmful To Use Beer . . . . . 31
- 2.23 Is It Harmful To Use Liquor . . . . . 32
- 2.24 Is It Harmful To Use Marijuana . . . . . 33
- 2.25 Is It Harmful To Use Cocaine . . . . . 34
- 2.26 Is It Harmful To Use Inhalants . . . . . 35
- 2.27 Is It Harmful To Use Hallucinogens . . . . . 36
- 2.28 Is It Harmful To Use Ecstasy . . . . . 37
- 2.29 Is It Harmful To Use OxyContin . . . . . 38
- 2.30 How Easy Is It To Get Beer . . . . . 40
- 2.31 How Easy Is It To Get Liquor . . . . . 41
- 2.32 How Easy Is It To Get Marijuana . . . . . 42
- 2.33 How Easy Is It To Get Cocaine . . . . . 43
- 2.34 How Easy Is It To Get Inhalants . . . . . 44
- 2.35 How Easy Is It To Get Hallucinogens . . . . . 45
- 2.36 How Easy Is It To Get Ecstasy . . . . . 46
- 2.37 How Easy Is It To Get OxyContin . . . . . 47

2.38	Friends Use of Tobacco . . . . .	49
2.39	Friends Use of Alcohol . . . . .	50
2.40	Friends Use of Illicit Drugs . . . . .	51
3.1	% Students Who Get Very High or Bombed When Using Beer, Wine Coolers or Liquor . . . . .	54
3.2	% Students Who Get Very High or Bombed When Using Marijuana, Cocaine or Uppers . . . . .	55
3.3	% Students Who Get Very High or Bombed When Using Downers, Inhalants or Hallucinogens . . . . .	56
3.4	% Students Who Get Very High or Bombed When Using Heroin, Steroids, Ecstasy or OxyContin . . . . .	57
3.5	% Students Who Use Beer by Sex . . . . .	59
3.6	% Students Who Use Liquor by Sex . . . . .	60
3.7	% Students Who Use Marijuana by Sex . . . . .	61
3.8	% Students Who Use Cocaine by Sex . . . . .	62
3.9	% Students Who Use Inhalants by Sex . . . . .	63
3.10	% Students Who Use Hallucinogens by Sex . . . . .	64
3.11	% Students Who Use Ecstasy by Sex . . . . .	65
3.12	% Students Who Use OxyContin by Sex . . . . .	66
3.13	% Students Who Use Illicit Drugs by Attend Church, Synagogue, etc. . . . .	68
3.14	% Students Who Use Illicit Drugs by Take Part in Community Activities . . . . .	69
3.15	% Students Who Use Illicit Drugs by Make Good Grades . . . . .	70
3.16	% Students Who Use Illicit Drugs by Take Part in Sports Teams . . . . .	71
3.17	% Students Who Use Illicit Drugs by Take Part in School Activities . . . . .	72
3.18	% Students Who Use Illicit Drugs by Get Into Trouble at School . . . . .	73
3.19	% Students Who Use Illicit Drugs by Parents Talk About Dangers of Drugs . . . . .	74
3.20	% Students Who Use Illicit Drugs by Parents Set Clear Rules . . . . .	75
3.21	% Students Who Use Illicit Drugs by Parents Punish for Breaking Rules . . . . .	76
3.22	% Students Who Use Illicit Drugs by School Sets Clear Rules on Guns at School . . . . .	77
3.23	% Students Who Use Illicit Drugs by School Sets Clear Rules on Drugs at School . . . . .	78
3.24	% Students Who Use Illicit Drugs by School Sets Clear Rules on Bullying at School . . . . .	79
3.25	% Students Who Use Illicit Drugs by School Punishes for Breaking Rules . . . . .	80
3.26	% Students Who Use Illicit Drugs by Received Treatment for Alcohol/Drug Use . . . . .	81
3.27	% Students Who Use Illicit Drugs by Been Caught Using Alcohol . . . . .	82
3.28	% Students Who Use Illicit Drugs by Been Caught Using Drugs . . . . .	83
3.29	% Students Who Use Illicit Drugs by Buy/Sell Drugs at School . . . . .	84
3.30	% Students Who Use Illicit Drugs by Buy/Sell Drugs While NOT at School . . . . .	85
3.31	% Students Who Use Illicit Drugs by Friends Use Alcohol . . . . .	86
3.32	% Students Who Use Illicit Drugs by Friends Use Drugs . . . . .	87
3.33	% Students Who Use Illicit Drugs by Parents Set Rules About TV, Movies, etc. . . . .	88
3.34	% Students Who Use Illicit Drugs by Drinking 5 or More Glasses of Alcohol . . . . .	89
3.35	% Students Who Use Illicit Drugs by Skipped School . . . . .	90
4.1	Drug Use of Students Who Carry Guns vs Students Who Do Not . . . . .	92
4.2	Drug Use of Students In Gangs vs Students Not In Gangs . . . . .	93
4.3	Drug Use of Students Who Think of Suicide . . . . .	94
4.4	Drug Use of Students Who Threaten vs Students Who Do Not . . . . .	95
4.5	Drug Use of Students Who Get In Trouble With Police vs Those Who Do Not . . . . .	96

# Chapter 1

## Introduction

The following graphs, summary and tables are compiled from data collected in your school(s) using the **PRIDE Surveys Questionnaire**. These data reflect prevalence and patterns of drug and alcohol use, violence, gang activity and suicide. It is important that this report be utilized as part of your drug abuse and violence awareness and prevention programs. We strongly suggest that you:

**COPY THE FOLLOWING PAGES,** (which highlight and graphically summarize drug use and violent behavior by students in your school)

**DISTRIBUTE THEM TO YOUR FACULTY**

**AND SHARE THIS INFORMATION WITH PARENTS.**

Most of all, we strongly encourage a parent meeting at your school to share this information!

**NOTE:** Most drug use occurs at nights and weekends when school is not in session. You will find statistics in this report which support these findings.

**FOR GREATEST SUCCESS IN DECREASING DRUG USE, FACULTY, STUDENTS AND PARENTS MUST WORK TOGETHER TOWARD A DRUG-FREE LIFESTYLE.**

If you have questions about this report or if you wish to have information on other **PRIDE Surveys** services and products, please call the **PRIDE Surveys** Office or write to the following address:

**PRIDE Surveys**

Janie Pitcock

160 Vanderbilt Court

Bowling Green, KY 42103

1-800-279-6361

1-270-746-9596

[www.pridesurveys.com](http://www.pridesurveys.com)

The following information is for **PRIDE Surveys** internal use only.

- Data Files: us039204
- Filter: (grade == 3 || grade == 6)

## 1.1 Drug Use Summary

- Number of 8th grade students surveyed: 2410
- Number of 11th grade students surveyed: 2336
- Number of students surveyed: 4746

## 1.2 Cigarette Use

**33.2** percent of your 8th grade students said they used cigarettes within the past year (2002-2003 PRIDE National Avg = 25.6%). **41.9** percent of your 11th grade students said they used cigarettes within the past year (2002-2003 PRIDE National Avg = 37.4%).

## 1.3 Beer Use

**42.8** percent of your 8th grade students said they used beer within the past year (2002-2003 PRIDE National Avg = 33.5%). **61.0** percent of your 11th grade students said they used beer within the past year (2002-2003 PRIDE National Avg = 54.1%).

Of those 8th grade students who reported using beer, **25.0** percent of them reported getting *very high* or *bombed* when they used. Of those 11th grade students who reported using beer, **39.6** percent of them reported getting *very high* or *bombed* when they used.

## 1.4 Marijuana Use

**20.8** percent of your 8th grade students said they used marijuana within the past year (2002-2003 PRIDE National Avg = 16.8%). **35.5** percent of your 11th grade students said they used marijuana within the past year (2002-2003 PRIDE National Avg = 34.3%).

Of those 8th grade students who reported using marijuana, **81.1** percent of them reported getting *very high* or *bombed* when they used. Of those 11th grade students who reported using marijuana, **76.3** percent of them reported getting *very high* or *bombed* when they used.

**13.0** percent of your 8th grade students reported they used marijuana on *weekends* vs. **1.4** percent who reported use *during school*. **24.9** percent of your 11th grade students reported they used marijuana on *weekends* vs. **3.9** percent who reported use *during school*.

## 1.5 Cocaine Use

**5.7** percent of your 8th grade students said they used cocaine within the past year (2002-2003 PRIDE National Avg = 3.8%). **8.4** percent of your 11th grade students said they used cocaine within the past year (2002-2003 PRIDE National Avg = 7.1%).

Of those 8th grade students who reported using cocaine, **76.1** percent of them reported getting *very high* or *bombed* when they used. Of those 11th grade students who reported using cocaine, **76.8** percent of them reported getting *very high* or *bombed* when they used.

## 1.6 Hallucinogen Use

**4.8** percent of your 8th grade students said they used hallucinogens within the past year (2002-2003 PRIDE National Avg = 3.3%). **7.6** percent of your 11th grade students said they used hallucinogens within the past year (2002-2003 PRIDE National Avg = 6.6%).

Of those 8th grade students who reported using hallucinogens, **72.3** percent of them reported getting *very high* or *bombed* when they used. Of those 11th grade students who reported using hallucinogens, **76.4** percent of them reported getting *very high* or *bombed* when they used.

## Chapter 2

# Standard Graphics

The following graphs will assist you in understanding the relationship of student behavior to alcohol and other drug usage. You are encouraged to make overheads or slides from the graphs for presentations to school faculty, parents, media, and other audiences in the community.

The *Location* and *Time* of drug use graphs will be helpful in understanding the need for a commitment to drug abuse prevention by parents and the larger community - not just by schools. Student alcohol and other drug use occurs most often outside the school and at times when school is not in session.

The *Perceived Harm* of alcohol and other drugs will assist with understanding how the false assumptions concerning harm are related to drug use. When drugs are perceived as harmless, the probability of use increases.

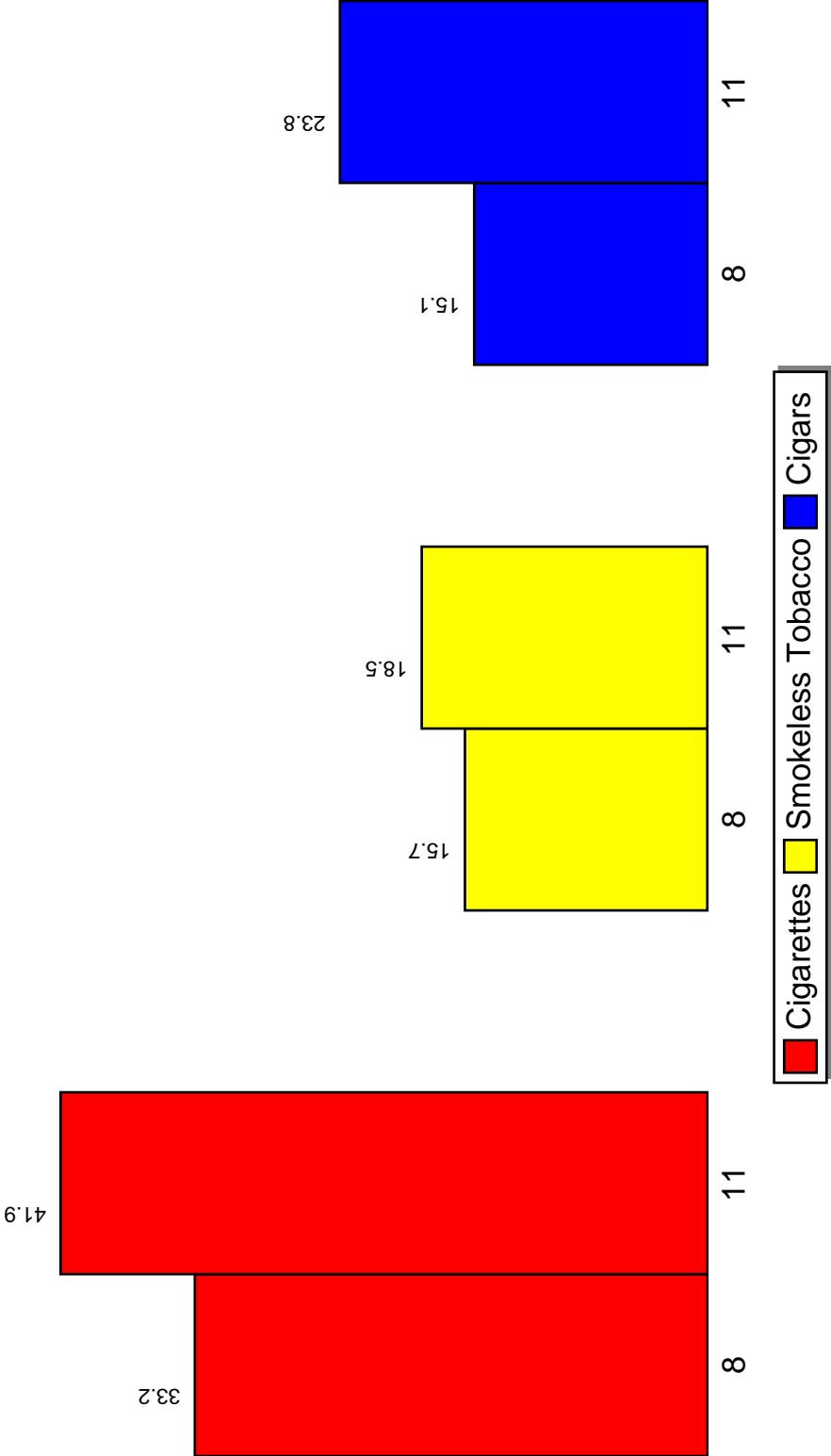
Research indicates that easy access, *Availability*, to drugs increases the probability of use. Availability of alcohol and other drugs normally increases at higher grade levels.



## 2.1 Frequency of Use

# % Students Who Use Cigarettes, Smokeless Tobacco & Cigars

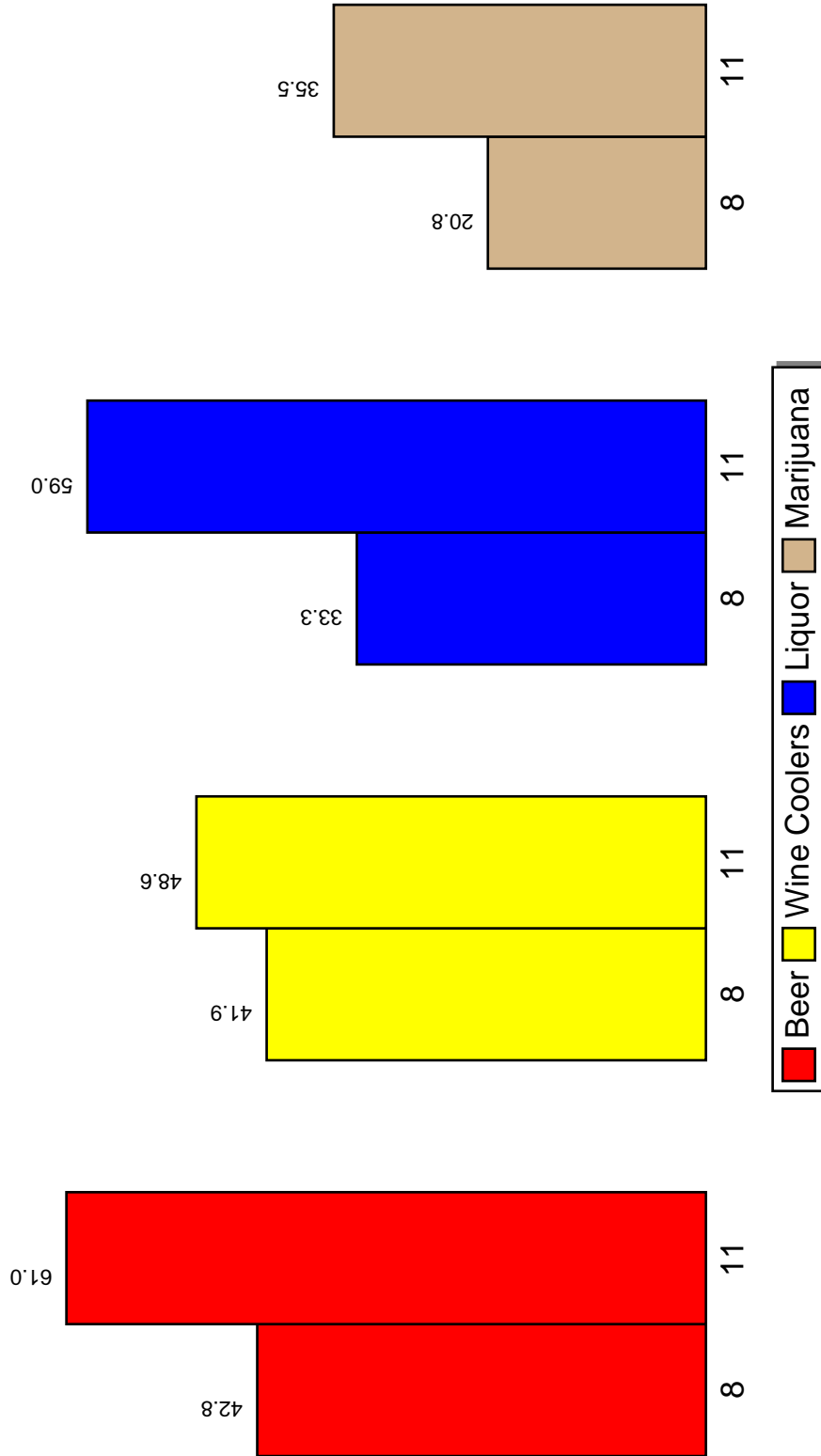
Figure 2.1: % Students Who Use Cigarettes, Smokeless Tobacco & Cigars



Source: PRIDE Surveys

% Students Who Use Beer, Wine Coolers, Liquor & Marijuana

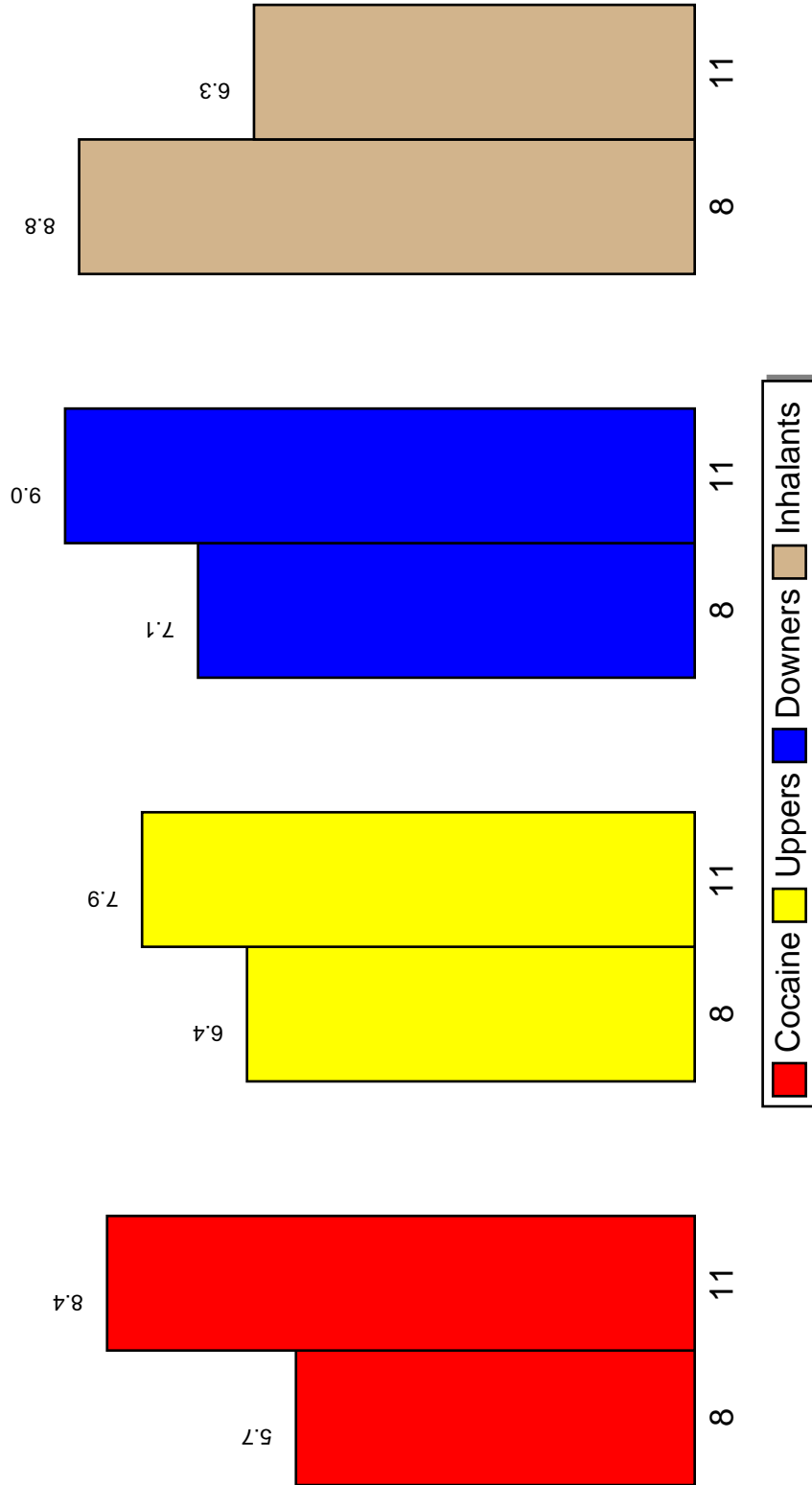
Figure 2.2: % Students Who Use Beer, Wine Coolers, Liquor & Marijuana



Source: PRIDE Surveys

% Students Who Use Cocaine, Uppers, Downers & Inhalants

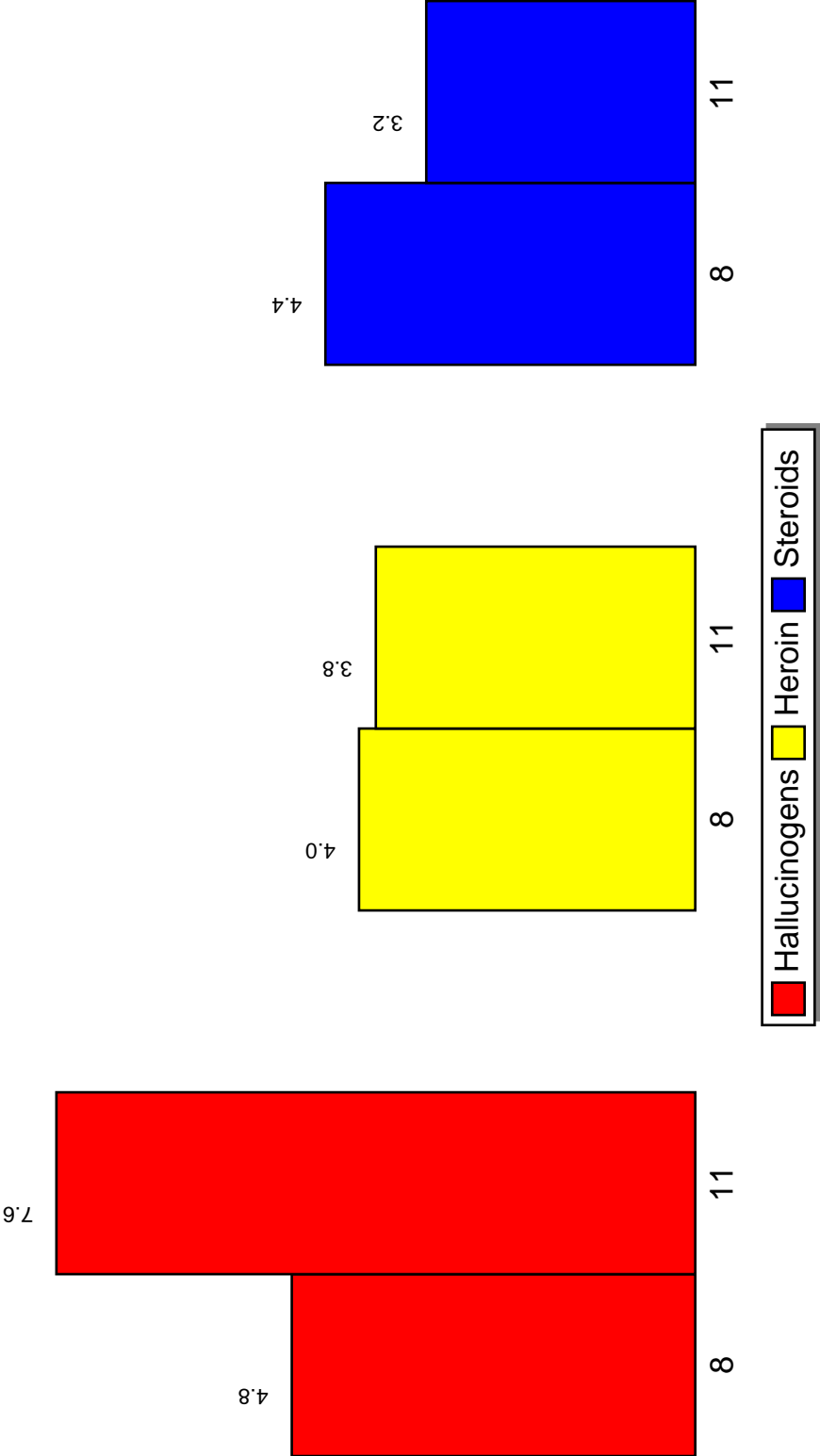
Figure 2.3: % Students Who Use Cocaine, Uppers, Downers & Inhalants



Source: PRIDE Surveys

% Students Who Use Hallucinogens, Heroin & Steroids

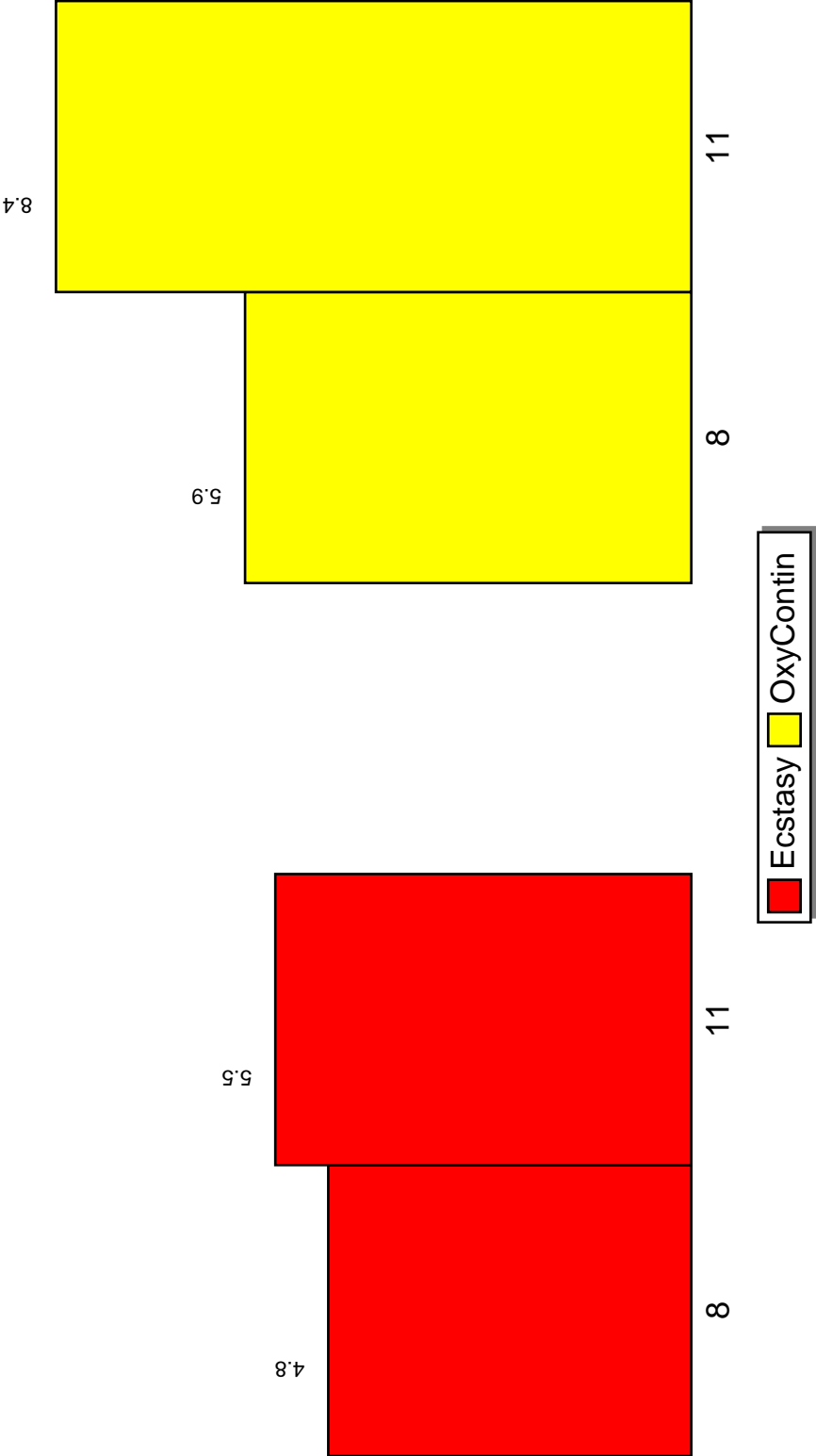
Figure 2.4: % Students Who Use Hallucinogens, Heroin & Steroids



Source: PRIDE Surveys

% Students Who Use Ecstasy & OxyContin

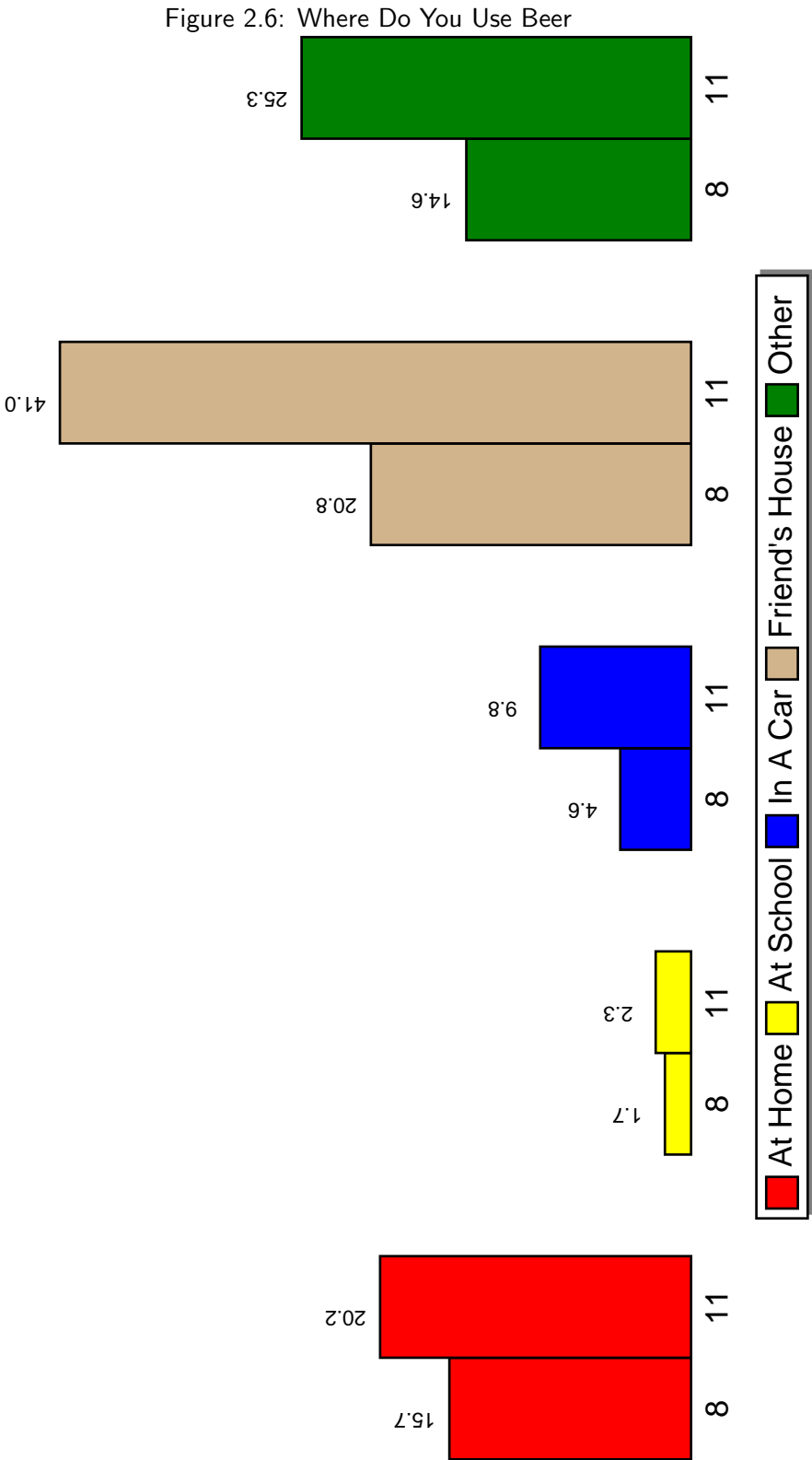
Figure 2.5: % Students Who Use Ecstasy & OxyContin



Source: PRIDE Surveys

## 2.2 Where Do You Use

# Where Do You Use Beer

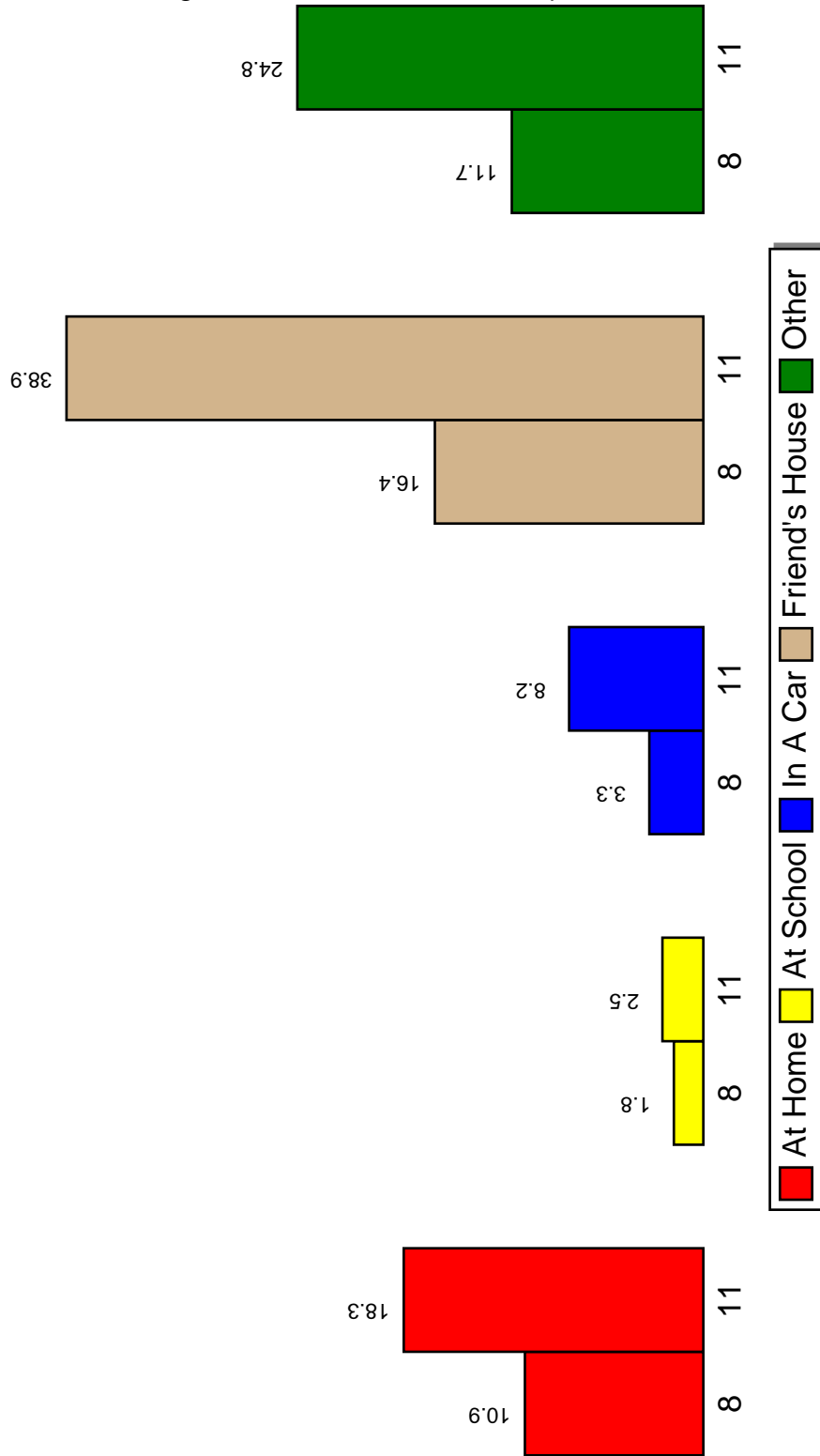


Source: PRIDE Surveys



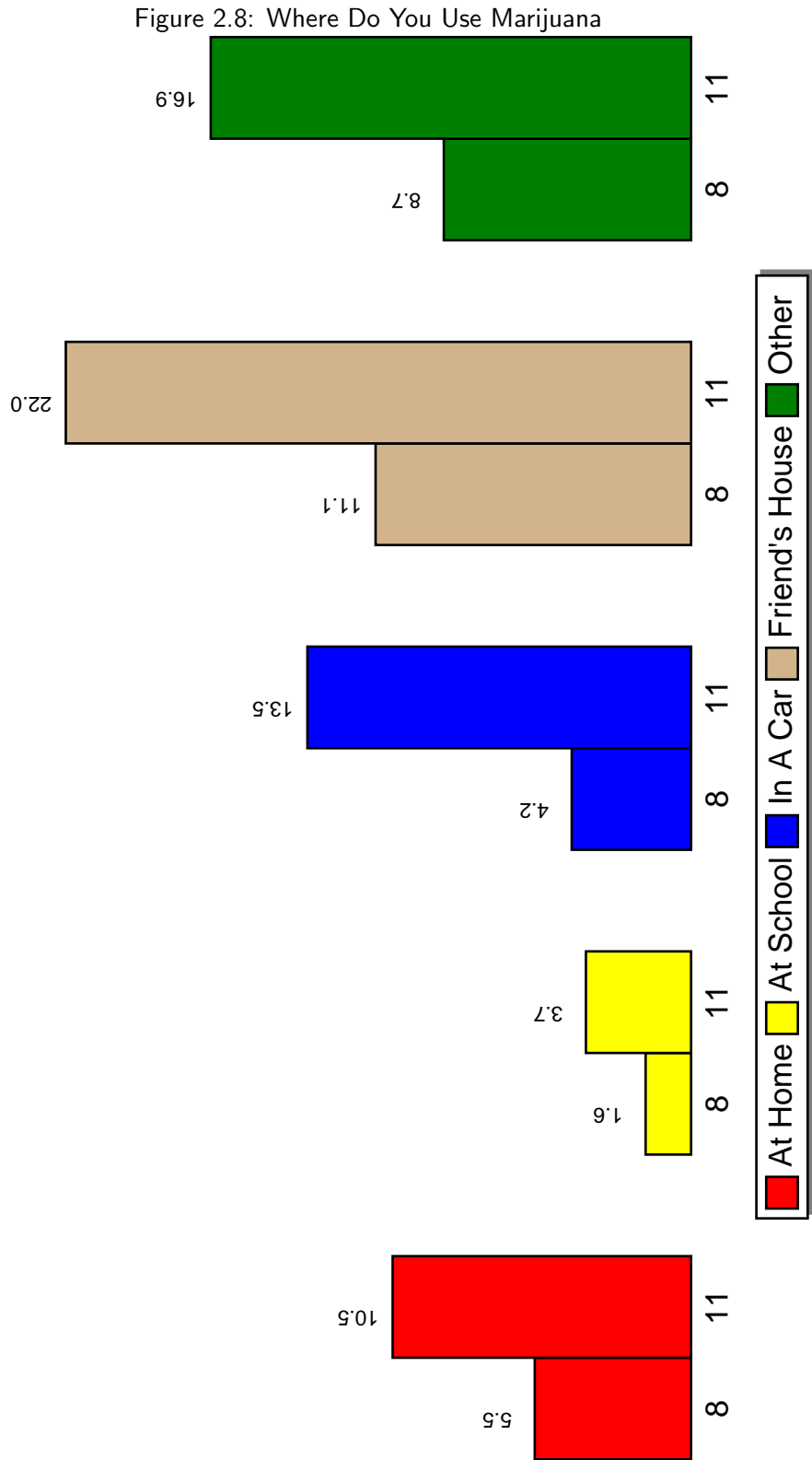
# Where Do You Use Liquor

Figure 2.7: Where Do You Use Liquor



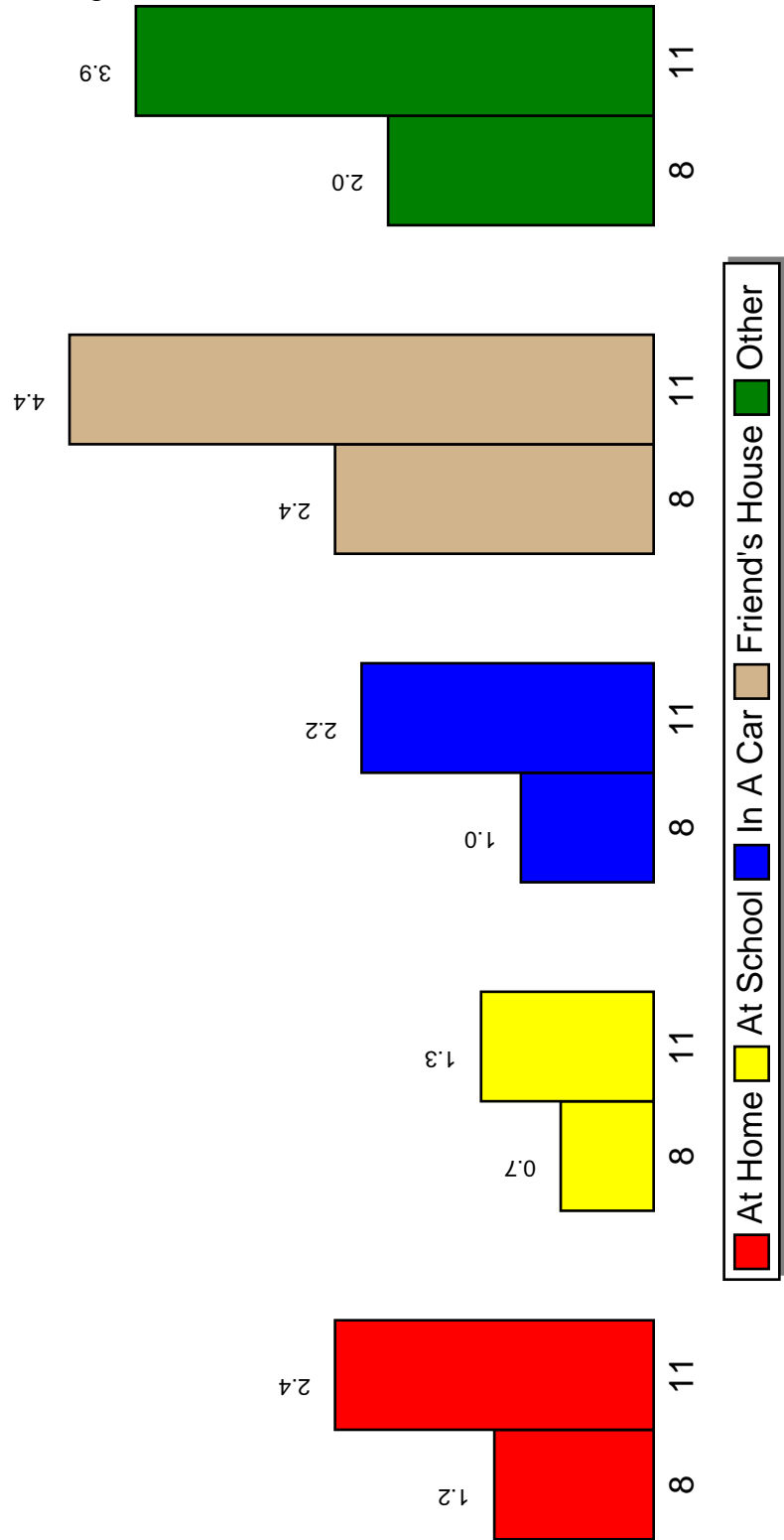
Source: PRIDE Surveys

# Where Do You Use Marijuana



# Where Do You Use Cocaine

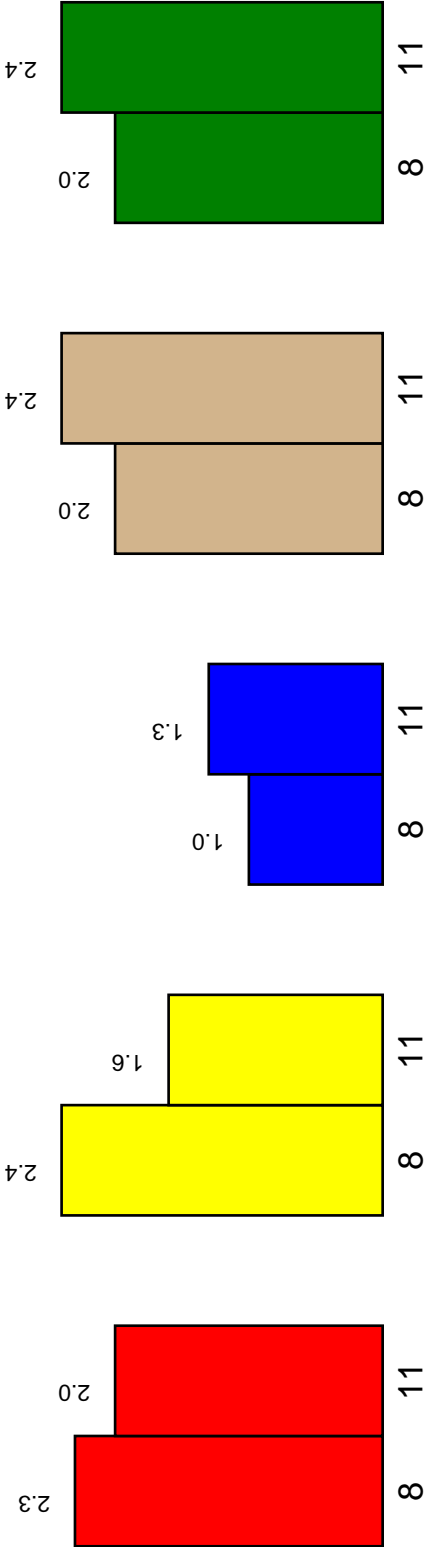
Figure 2.9: Where Do You Use Cocaine



Source: PRIDE Surveys

# Where Do You Use Inhalants

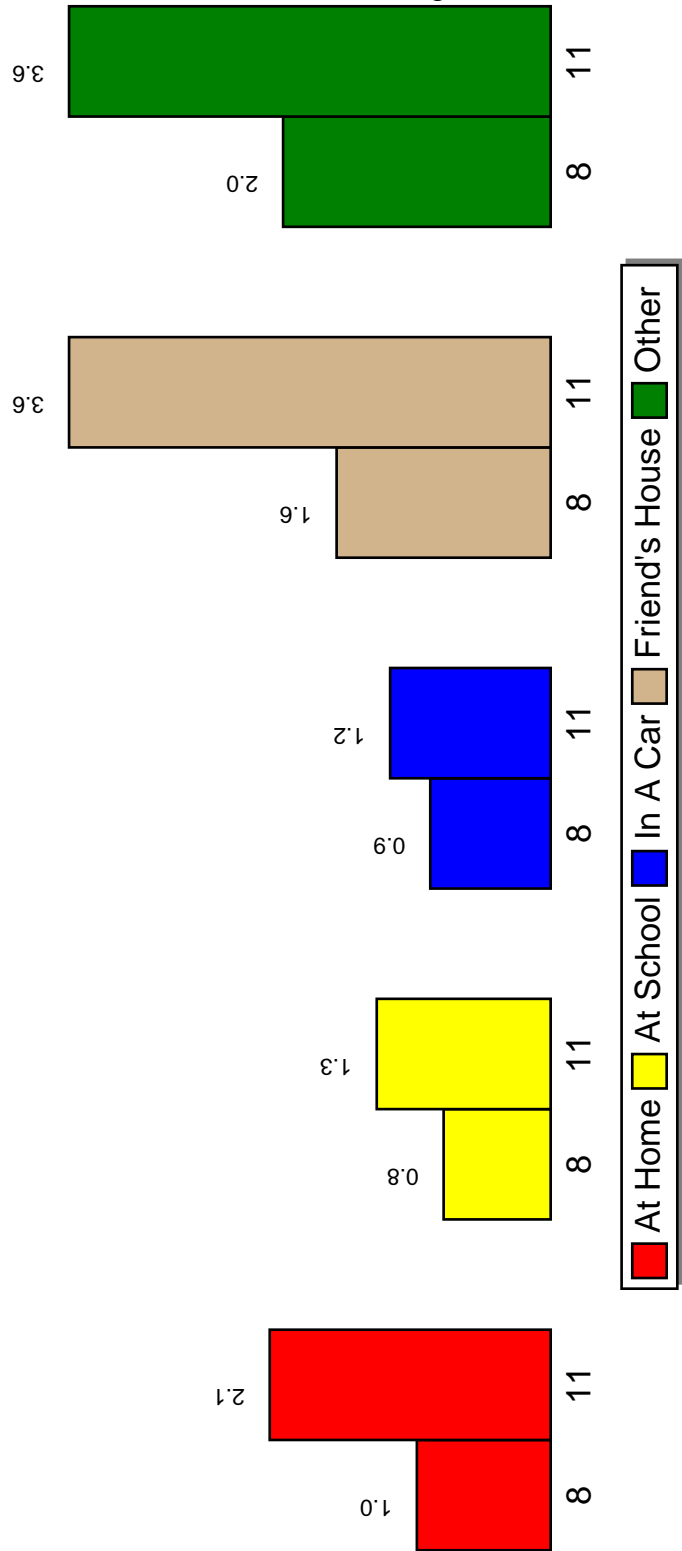
Figure 2.10: Where Do You Use Inhalants



Source: PRIDE Surveys

# Where Do You Use Hallucinogens

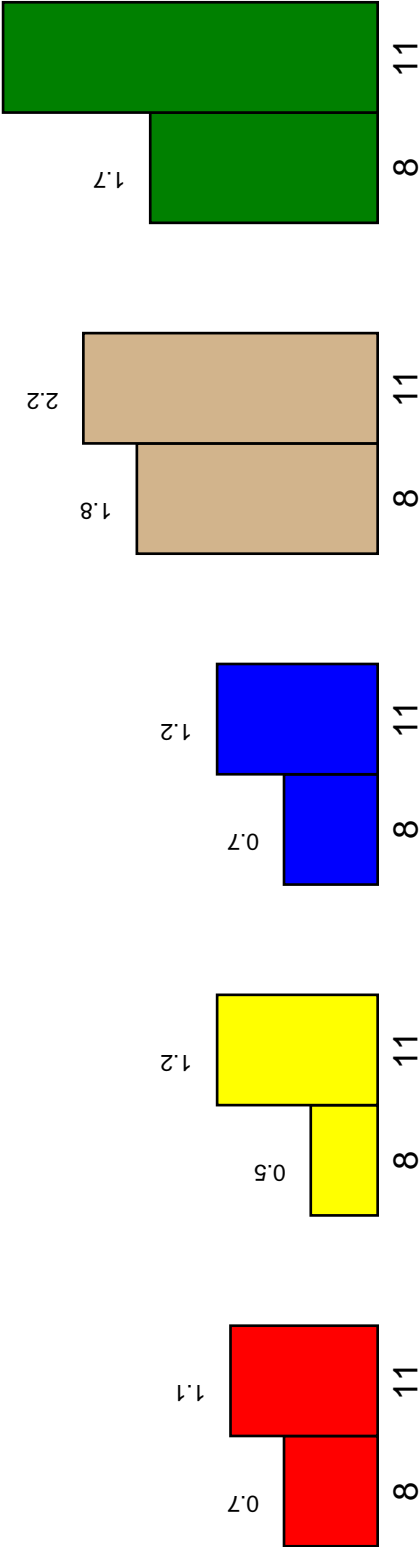
Figure 2.11: Where Do You Use Hallucinogens



Source: PRIDE Surveys

# Where Do You Use Ecstasy

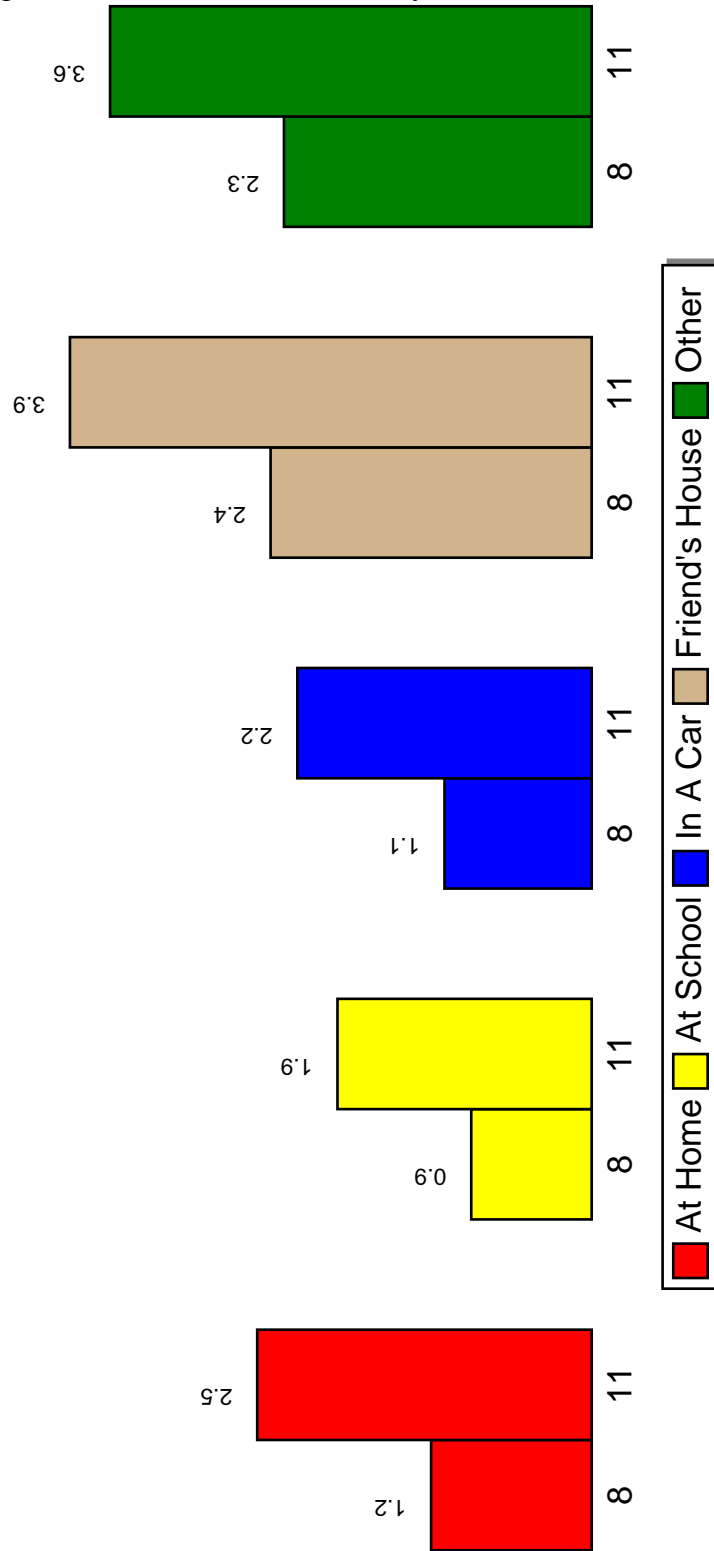
Figure 2.12: Where Do You Use Ecstasy



Source: PRIDE Surveys

# Where Do You Use OxyContin

Figure 2.13: Where Do You Use OxyContin

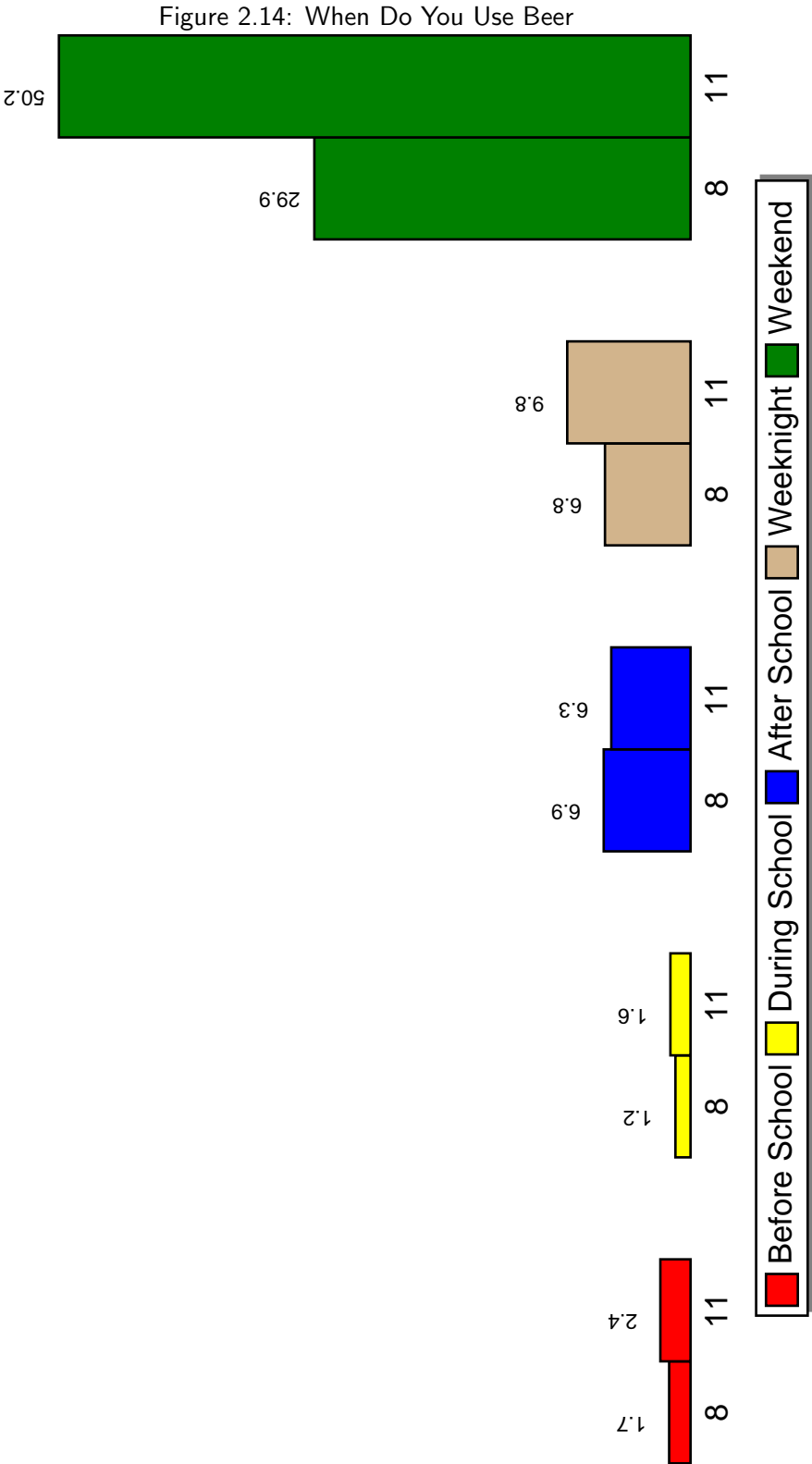


Source: PRIDE Surveys

## 2.3 When Do You Use

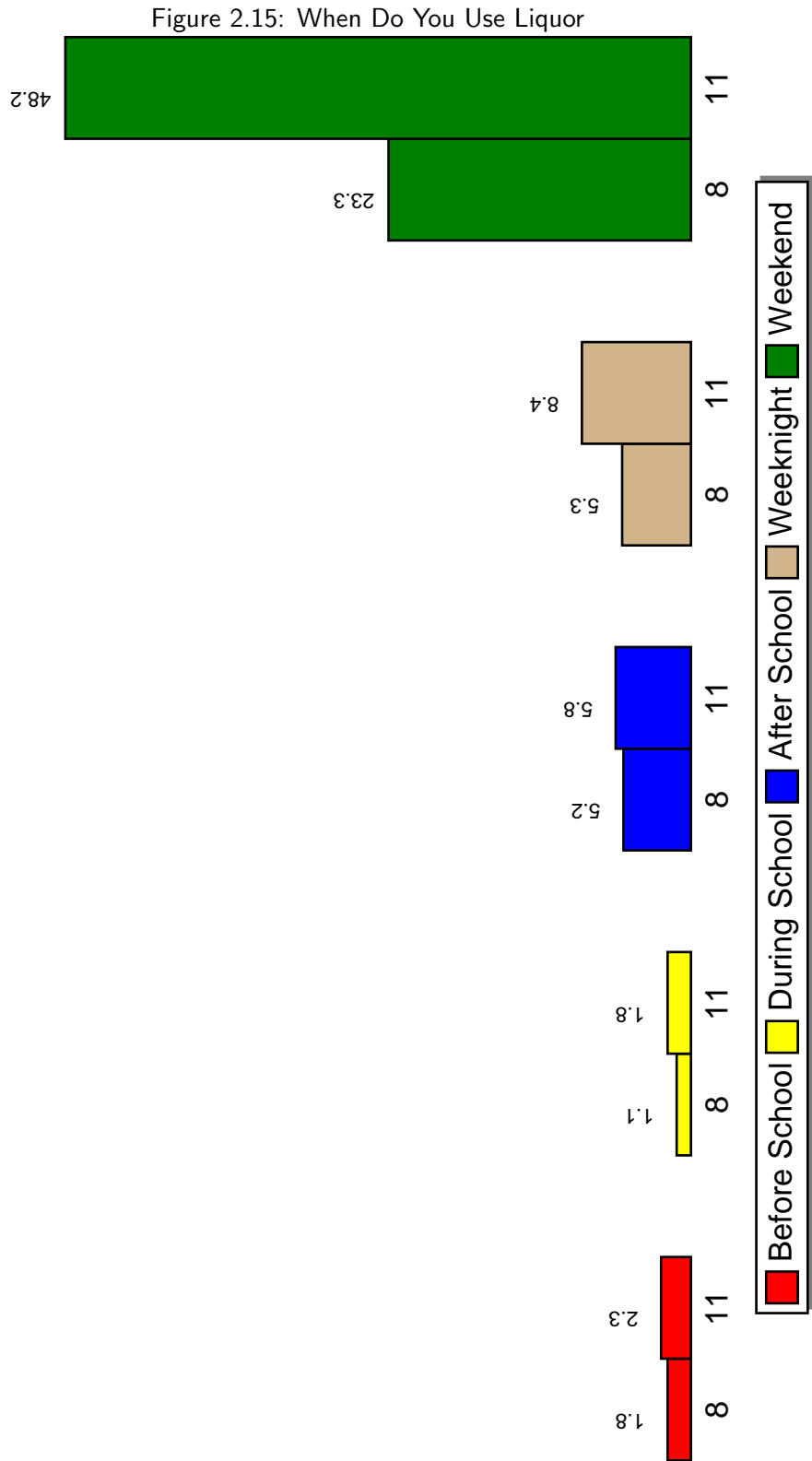


When Do You Use Beer



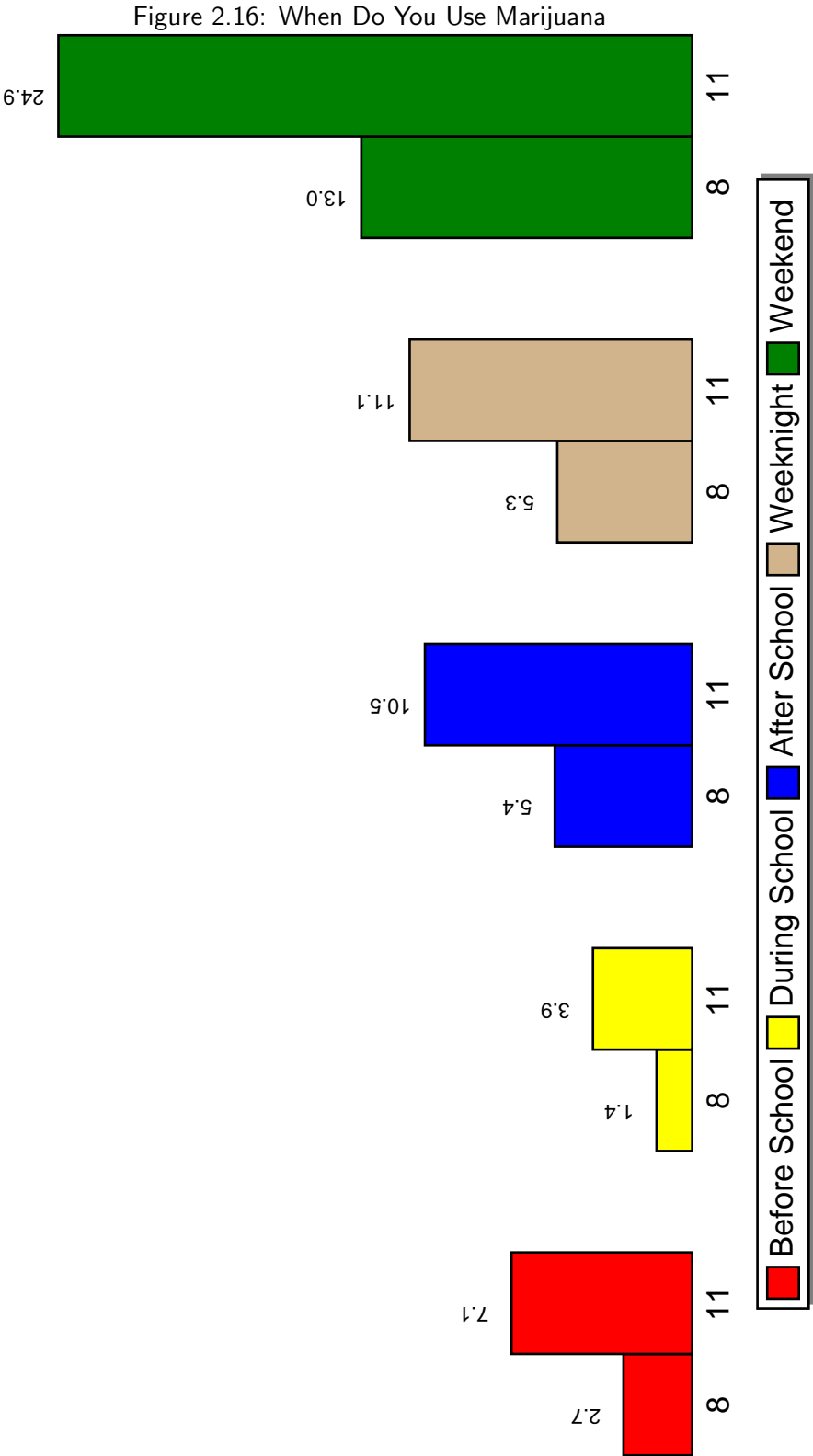
Source: PRIDE Surveys

# When Do You Use Liquor



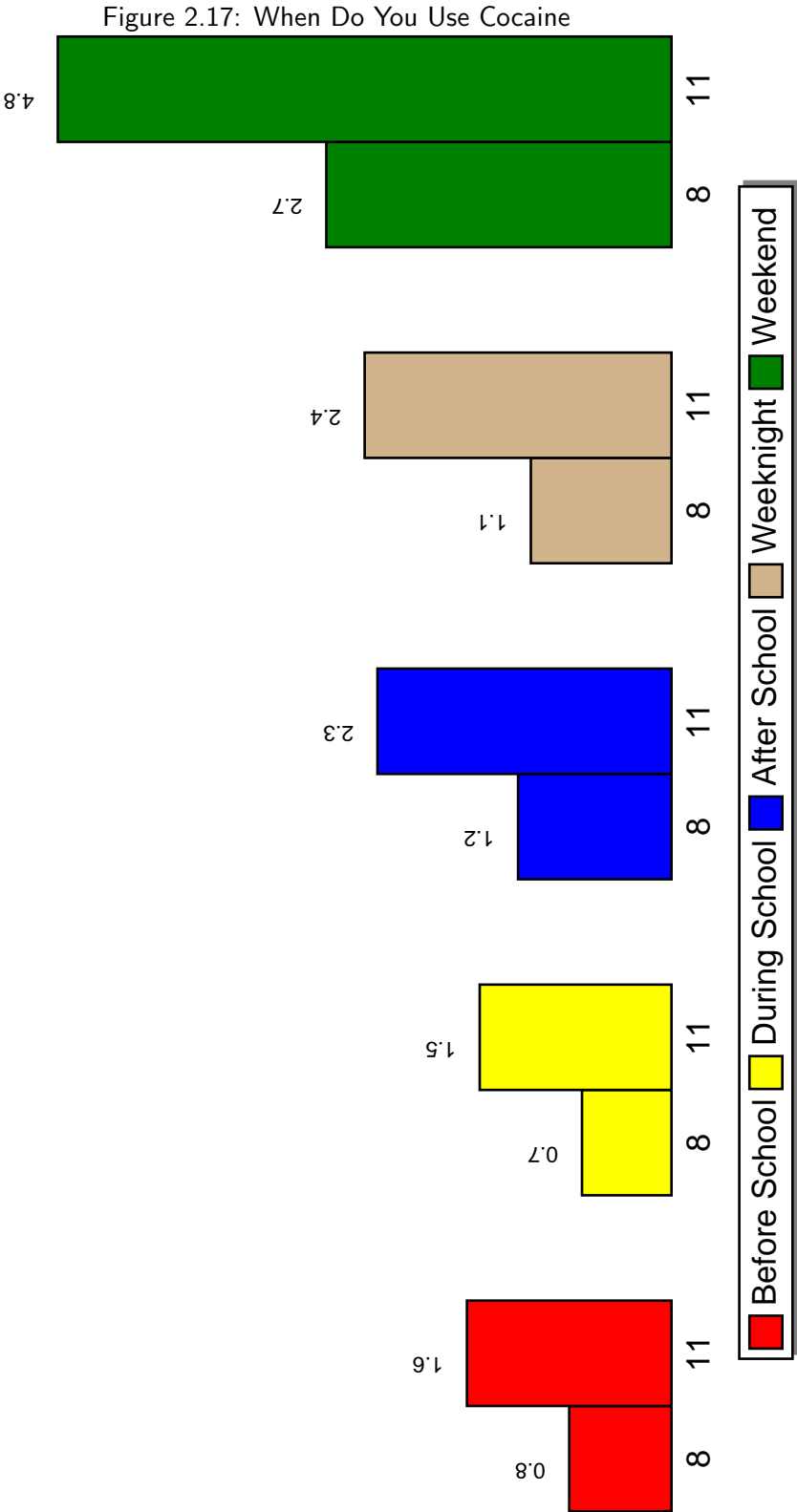
Source: PRIDE Surveys

When Do You Use Marijuana



Source: PRIDE Surveys

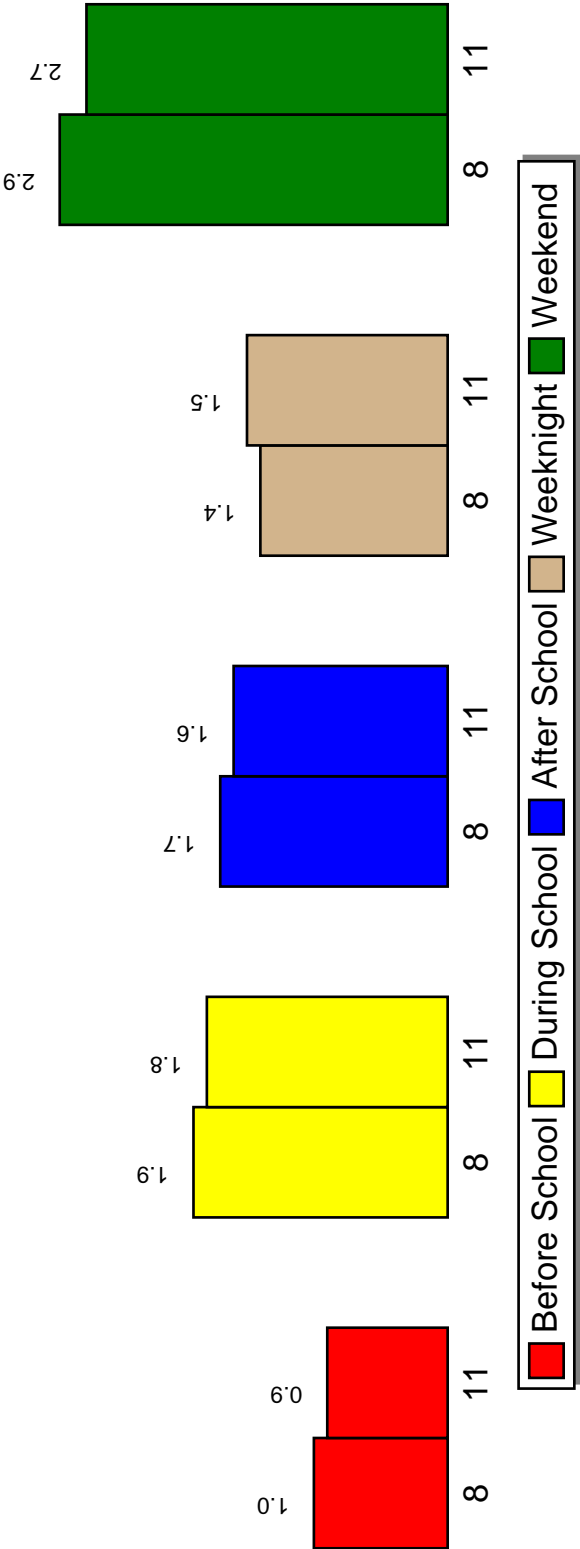
# When Do You Use Cocaine



Source: PRIDE Surveys

# When Do You Use Inhalants

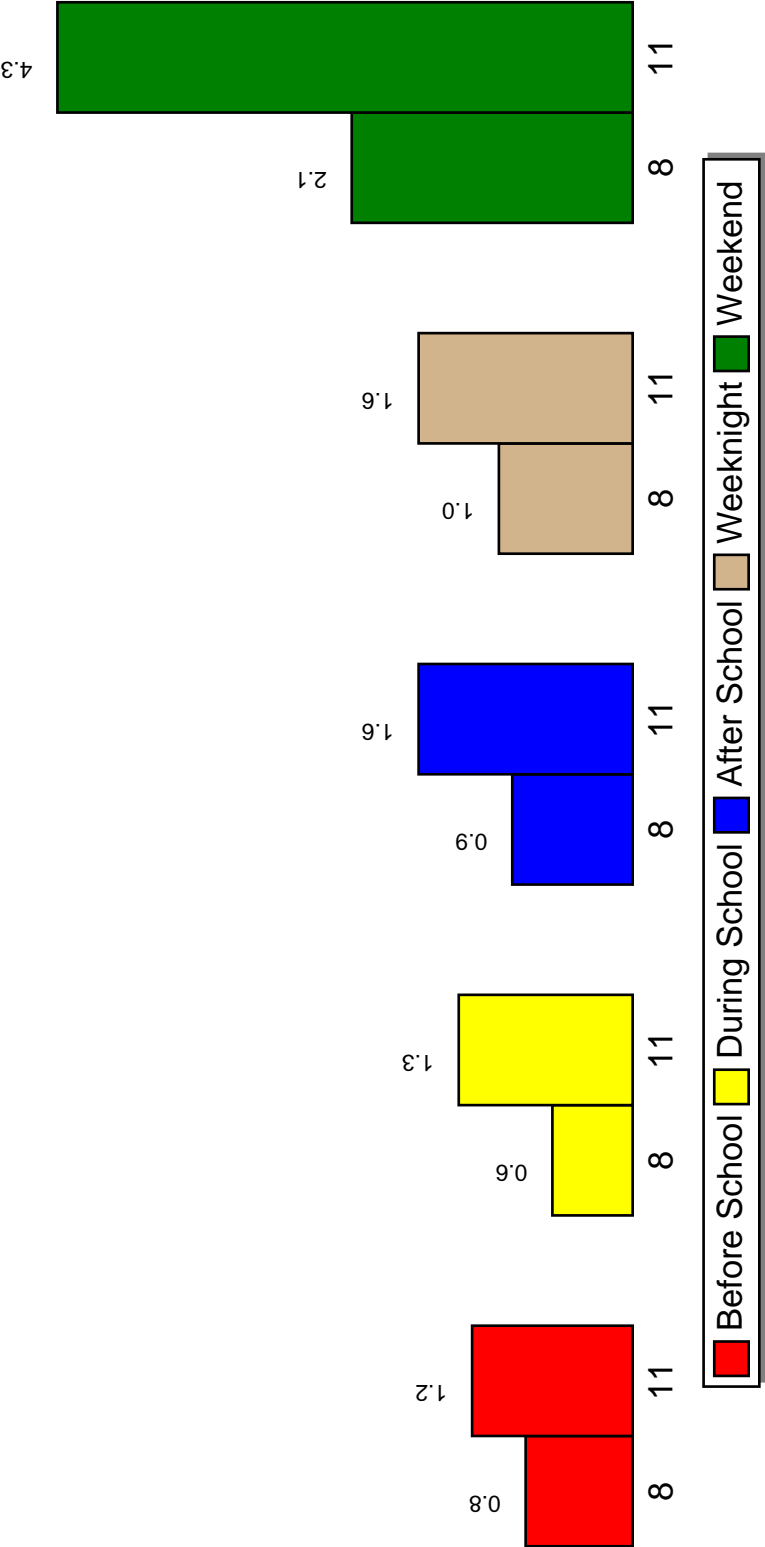
Figure 2.18: When Do You Use Inhalants



Source: PRIDE Surveys

# When Do You Use Hallucinogens

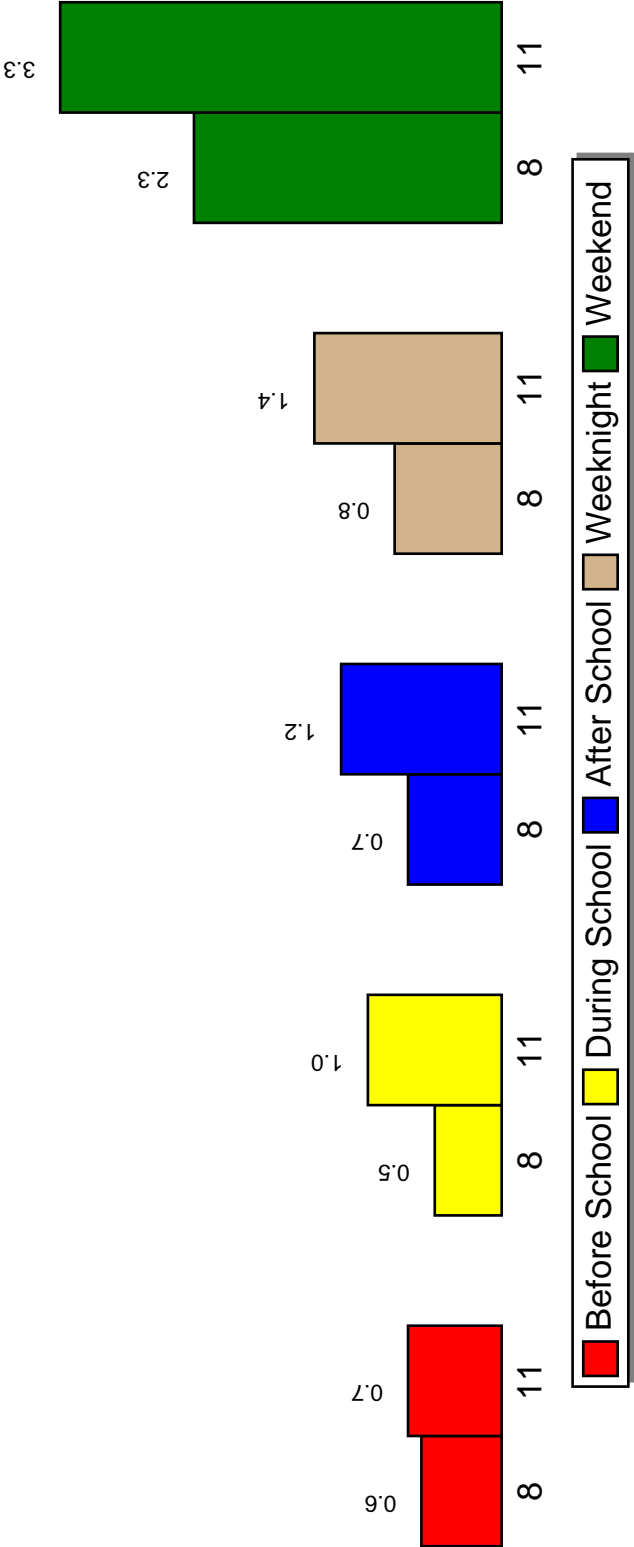
Figure 2.19: When Do You Use Hallucinogens



Source: PRIDE Surveys

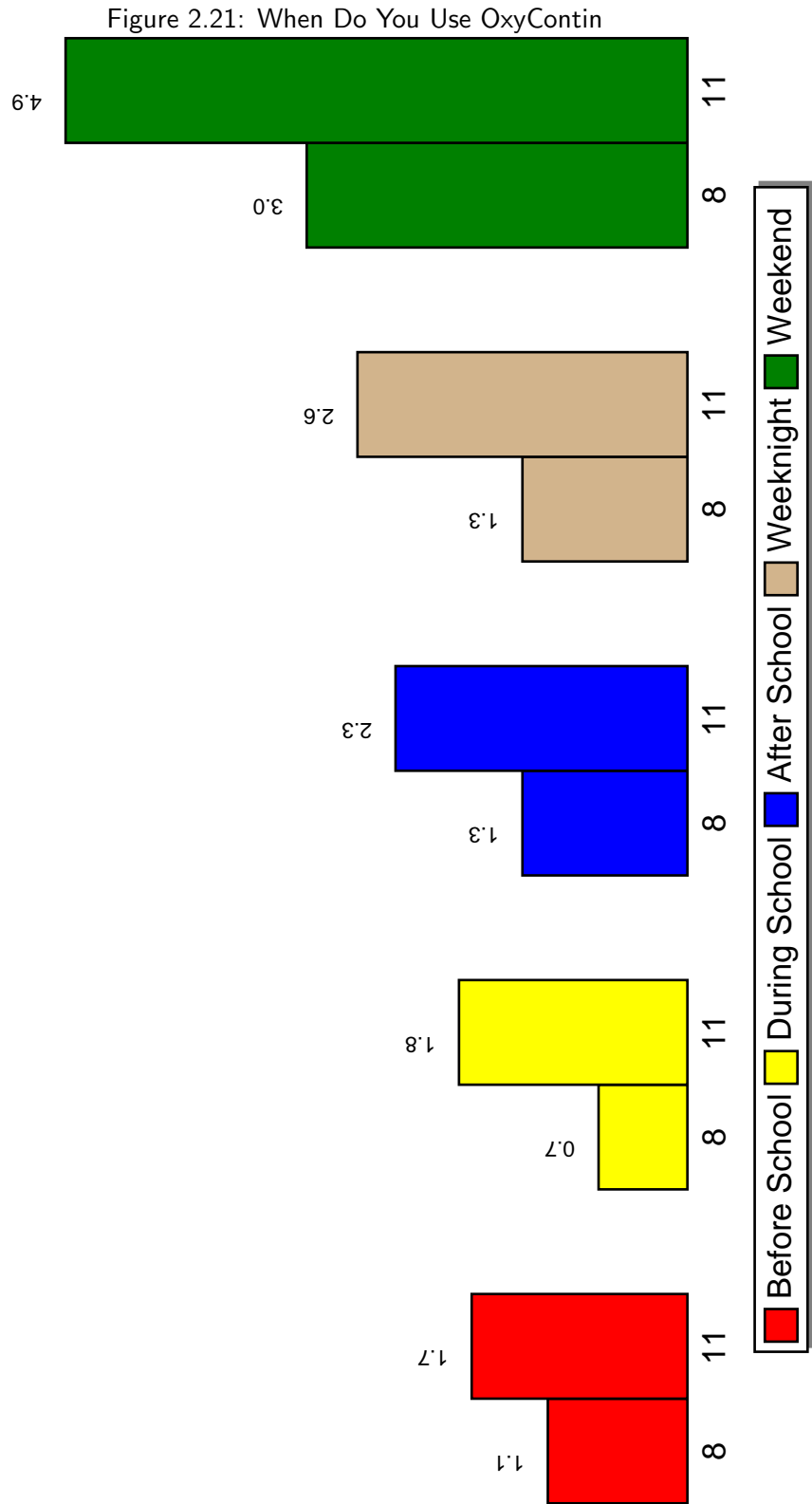
# When Do You Use Ecstasy

Figure 2.20: When Do You Use Ecstasy



Source: PRIDE Surveys

# When Do You Use OxyContin

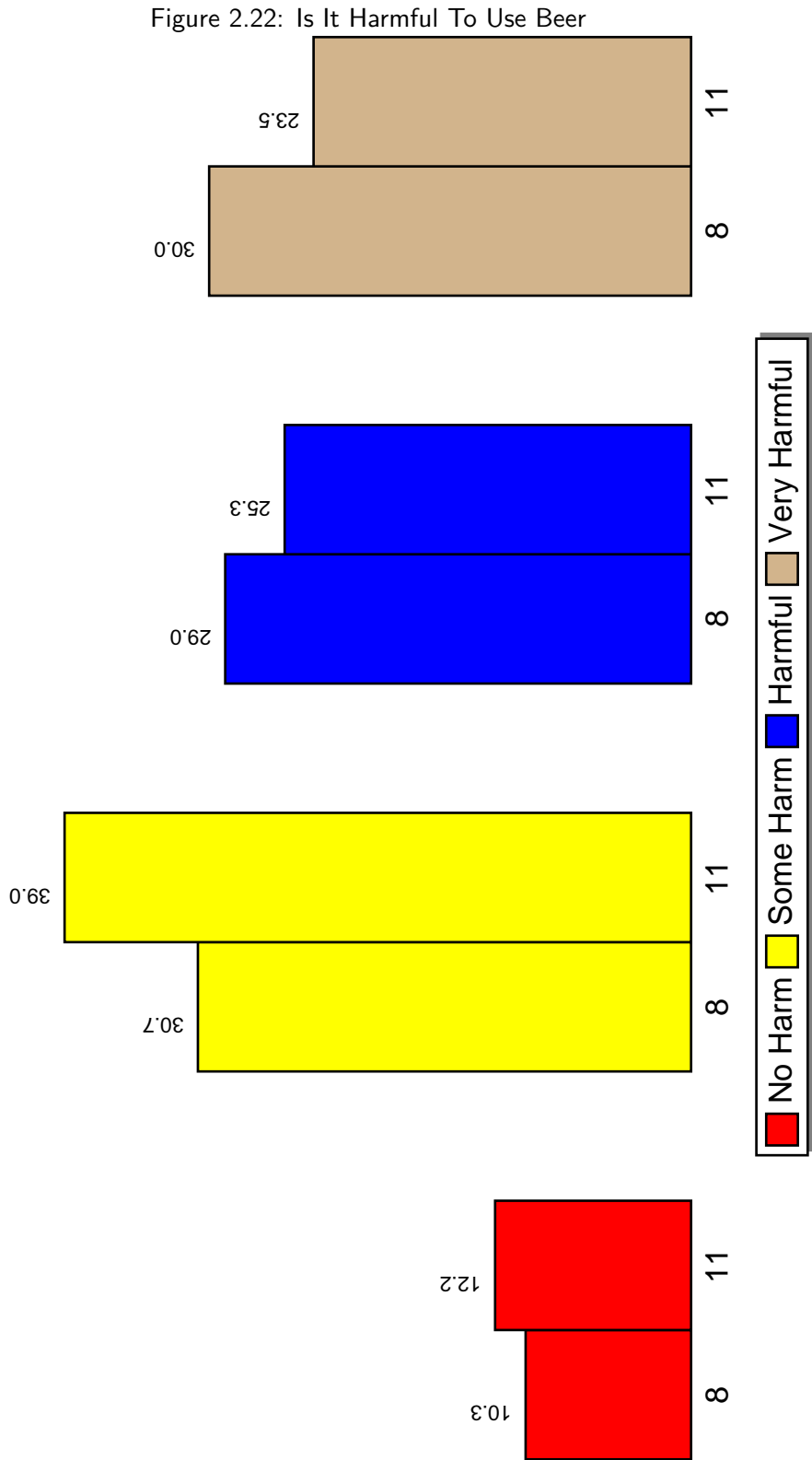


Source: PRIDE Surveys



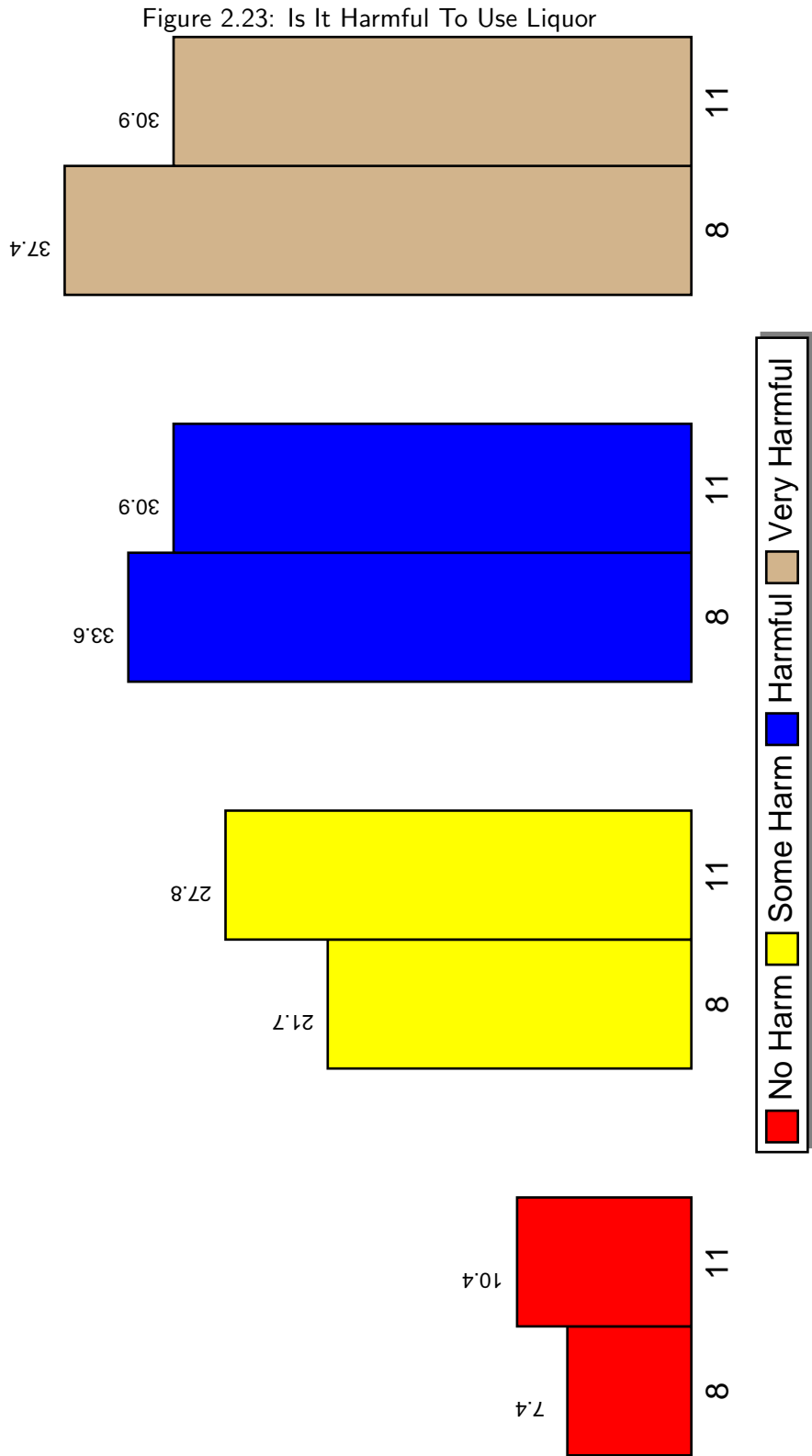
## 2.4 Harmfulness to Health

# Is It Harmful To Use Beer



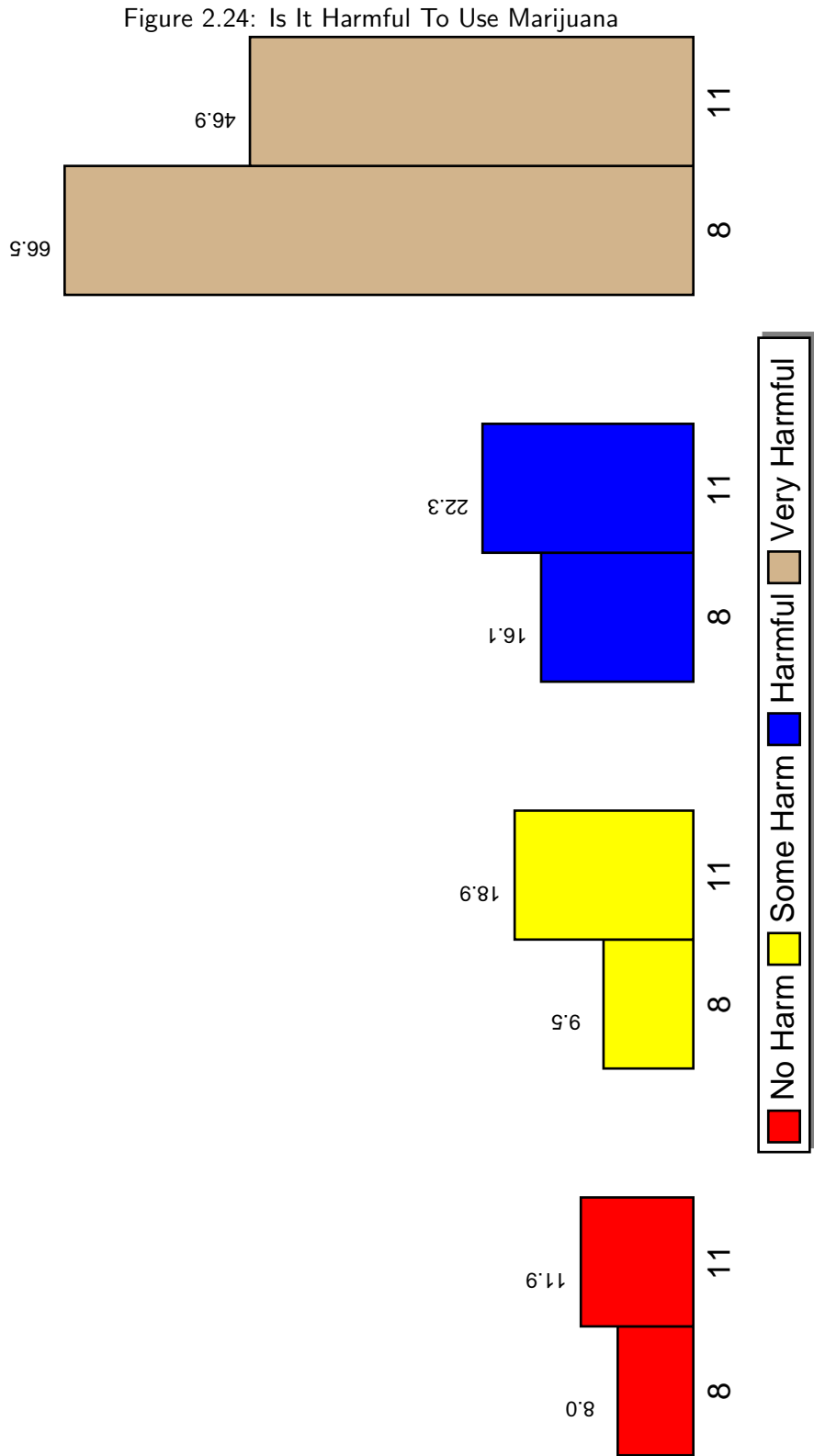
Source: PRIDE Surveys

Is It Harmful To Use Liquor

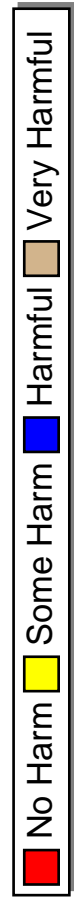
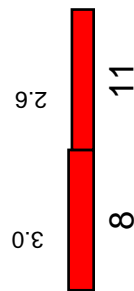
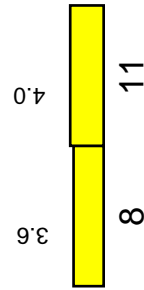
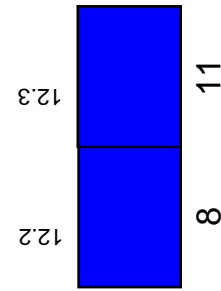
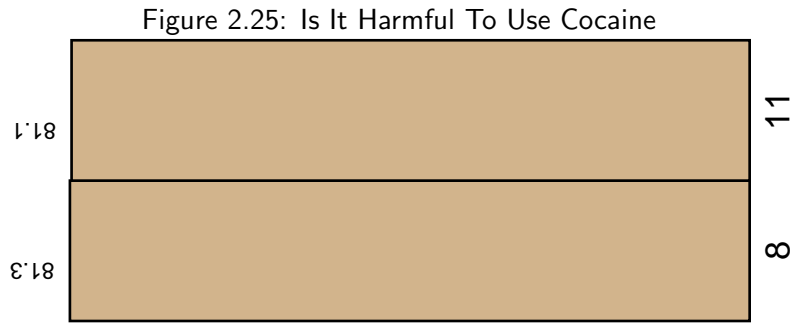


Source: PRIDE Surveys

# Is It Harmful To Use Marijuana


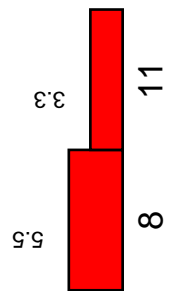
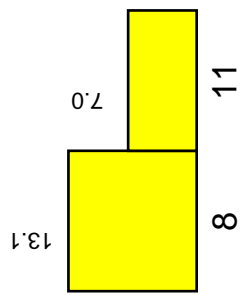
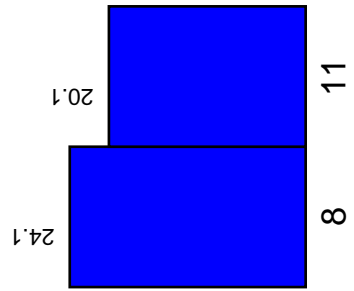
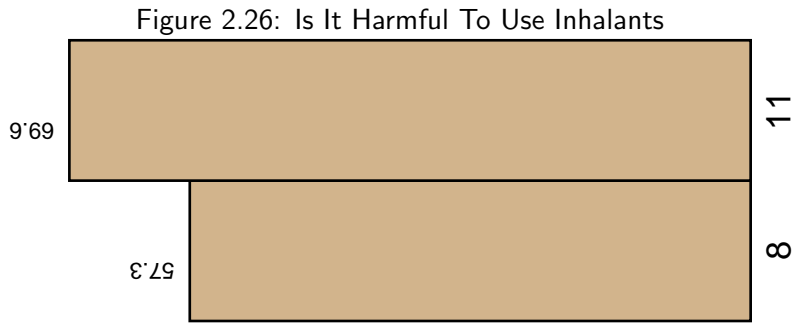


# Is It Harmful To Use Cocaine



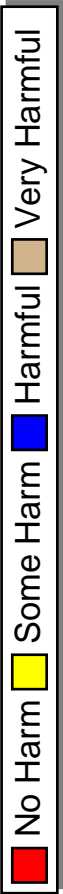
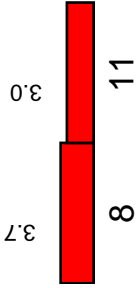
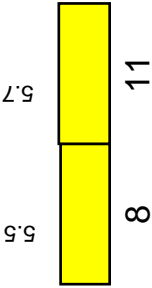
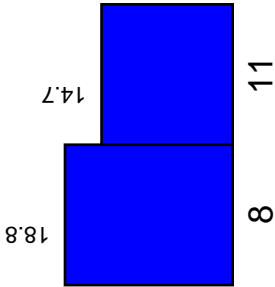
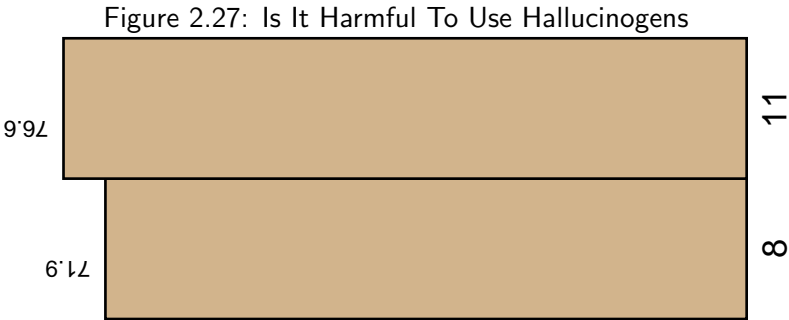
Source: PRIDE Surveys

# Is It Harmful To Use Inhalants



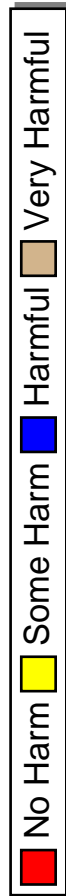
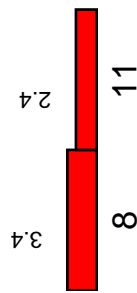
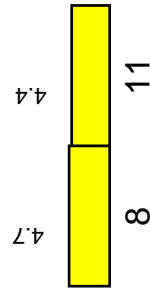
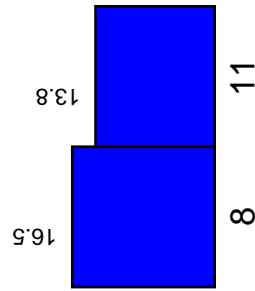
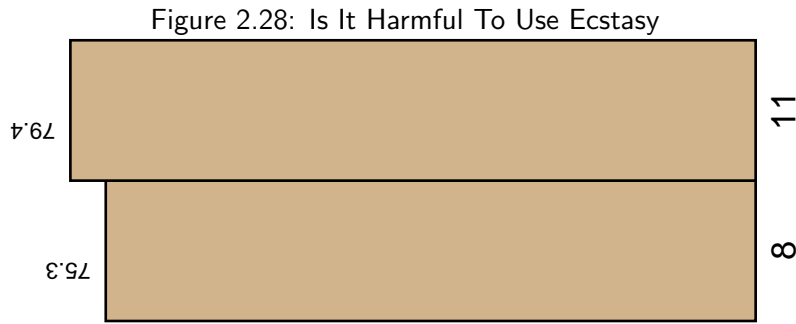
Source: PRIDE Surveys

Is It Harmful To Use Hallucinogens



Source: PRIDE Surveys

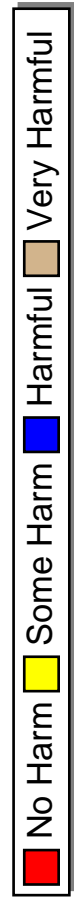
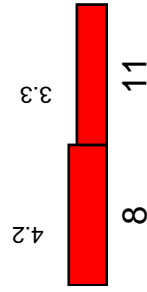
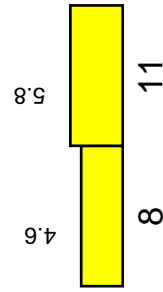
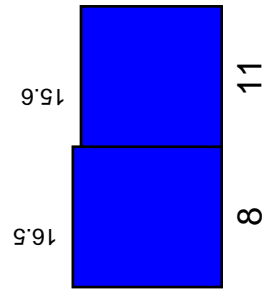
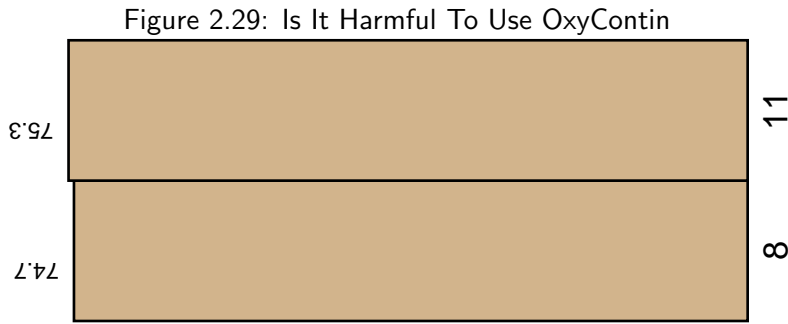
# Is It Harmful To Use Ecstasy



Source: PRIDE Surveys



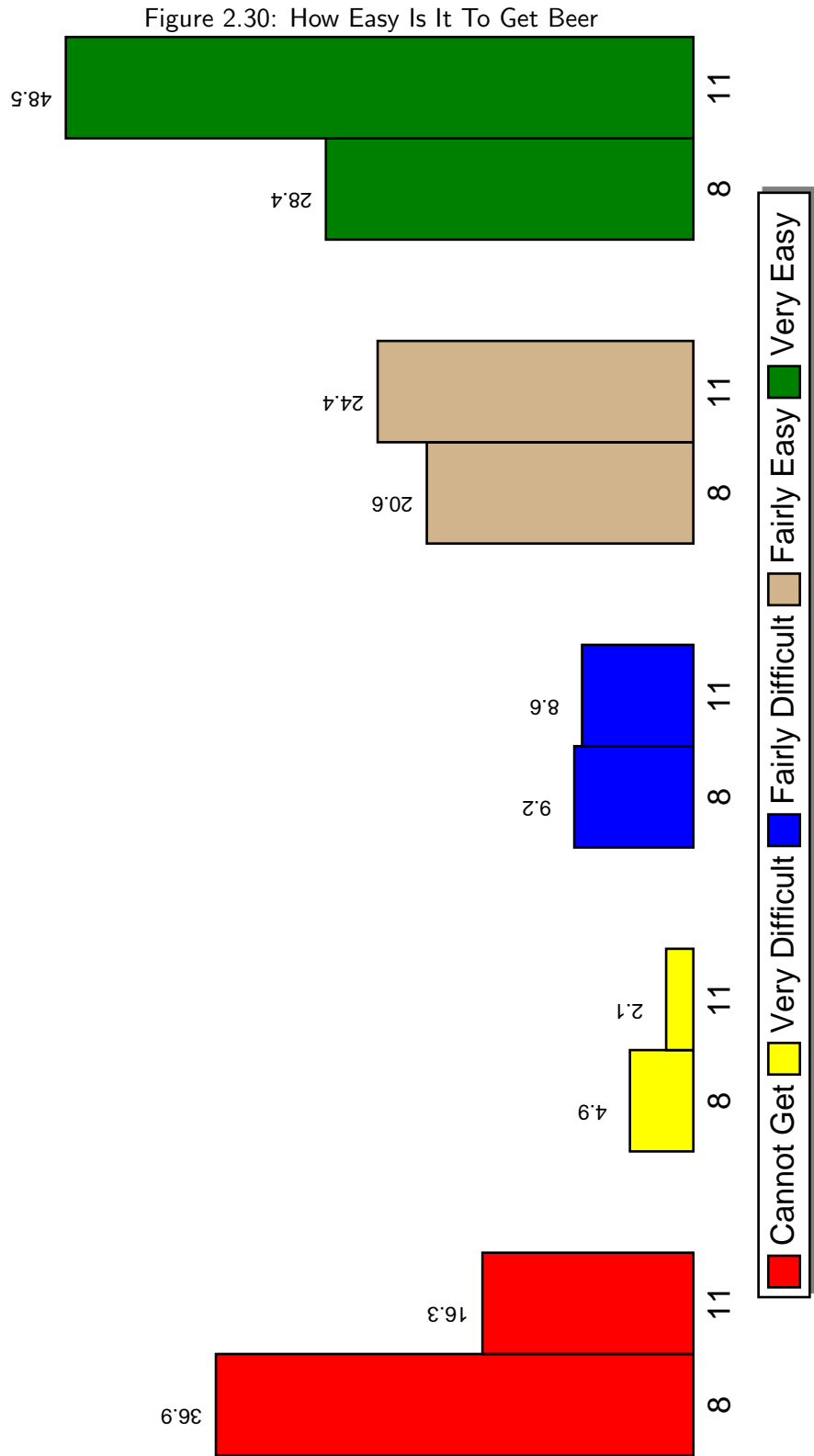
# Is It Harmful To Use OxyContin



Source: PRIDE Surveys

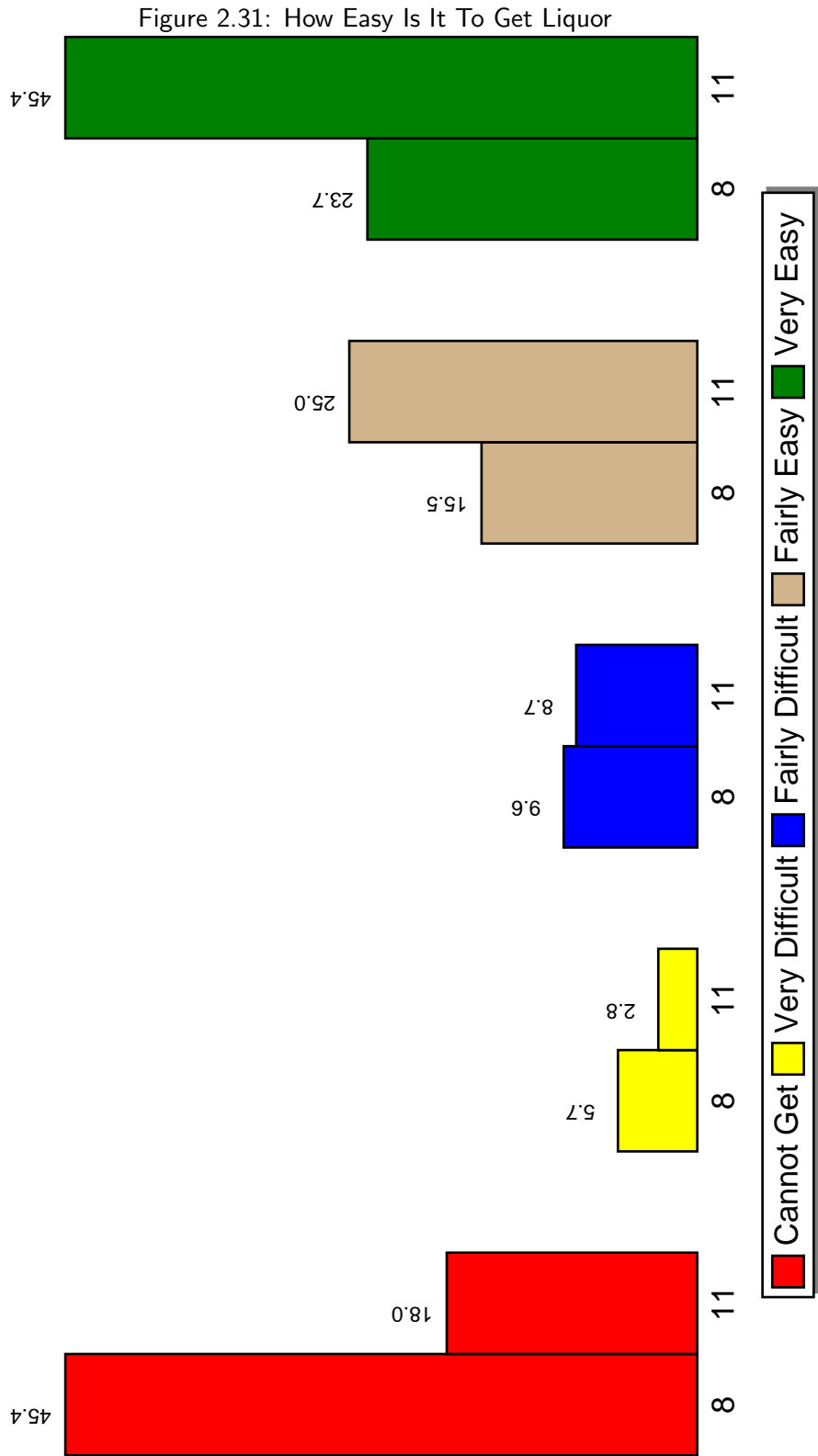
**2.5 Availability**

# How Easy Is It To Get Beer



Source: PRIDE Surveys

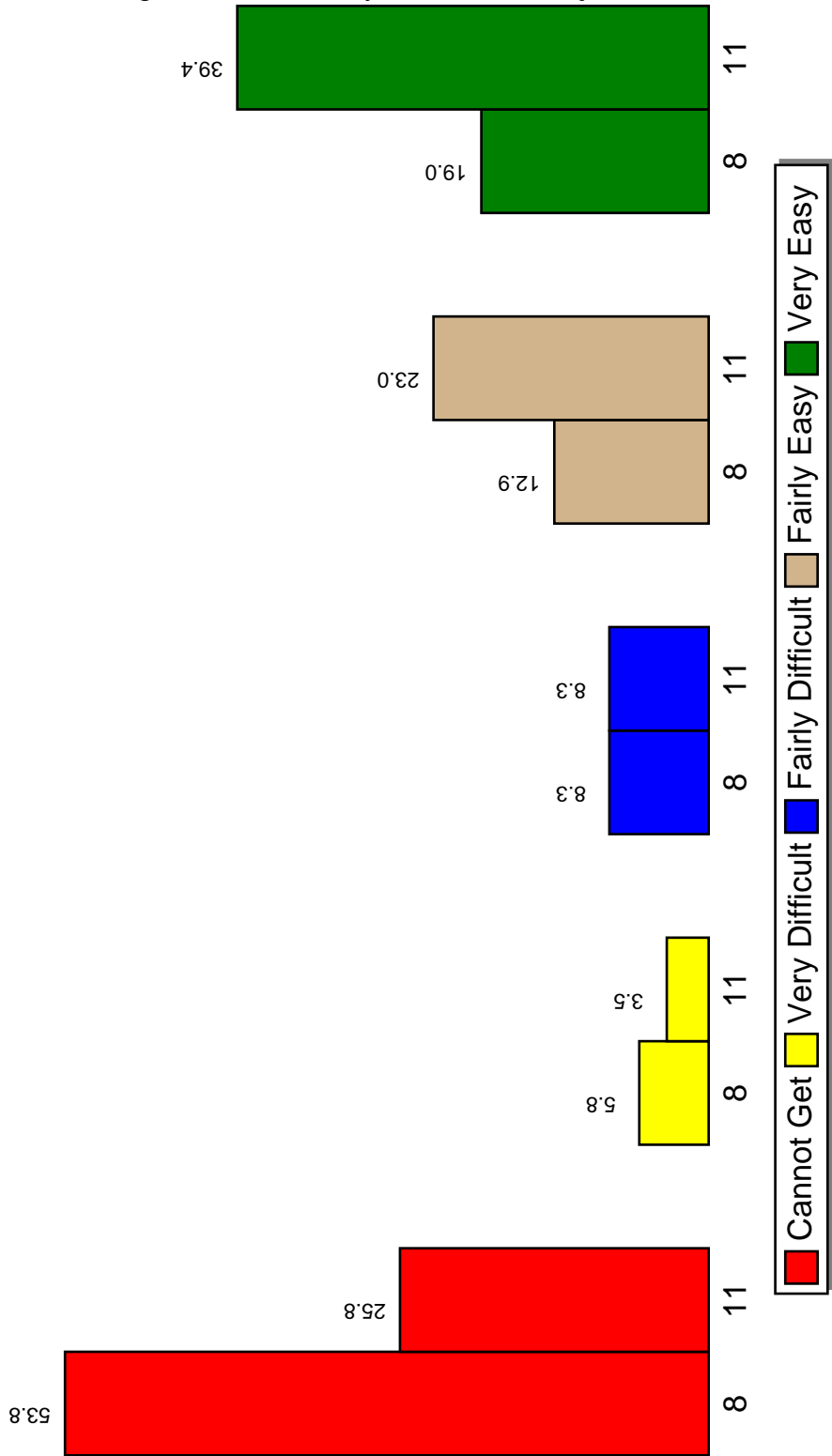
# How Easy Is It To Get Liquor



Source: PRIDE Surveys

# How Easy Is It To Get Marijuana

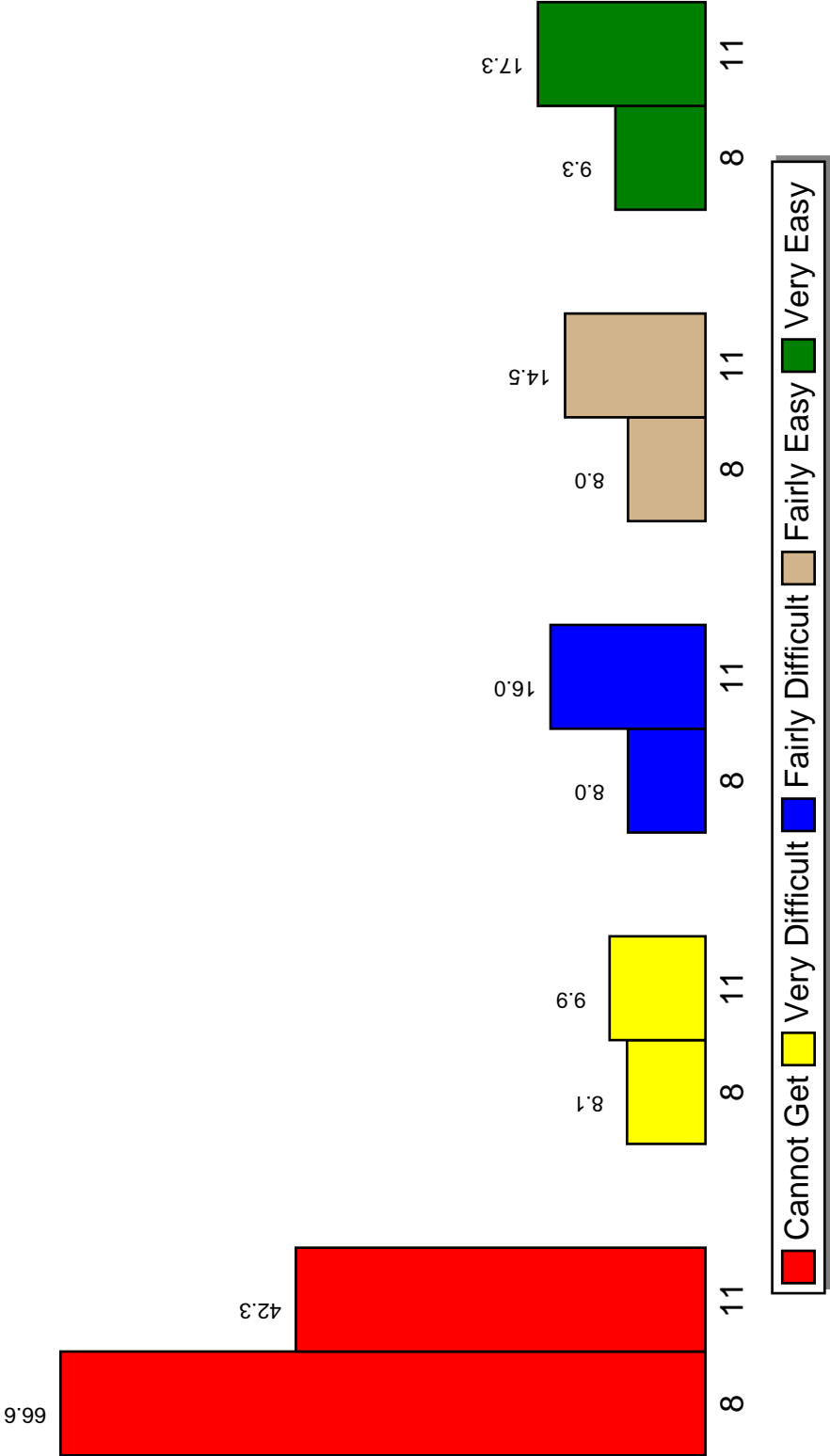
Figure 2.32: How Easy Is It To Get Marijuana



Source: PRIDE Surveys

# How Easy Is It To Get Cocaine

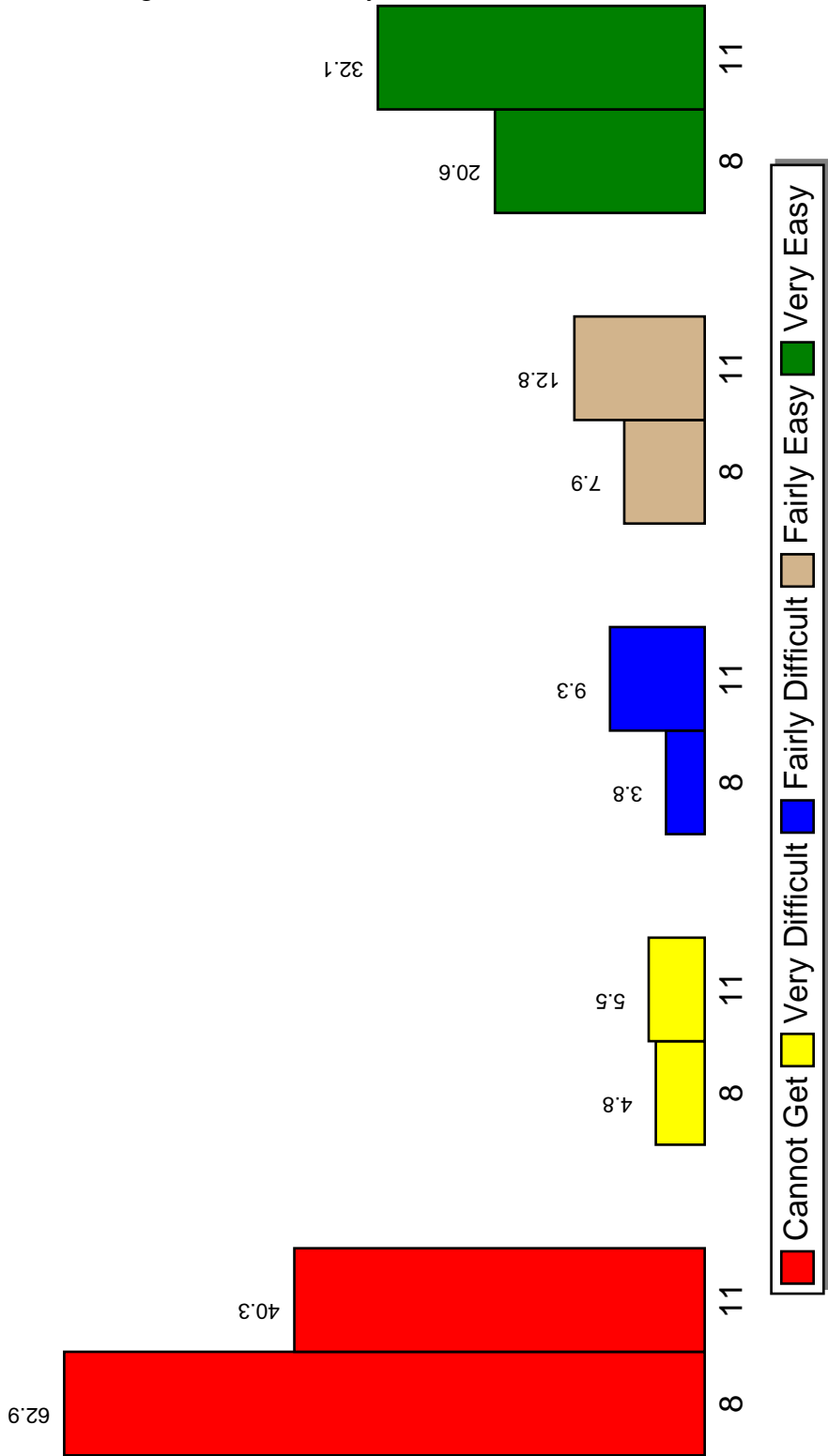
Figure 2.33: How Easy Is It To Get Cocaine



Source: PRIDE Surveys

# How Easy Is It To Get Inhalants

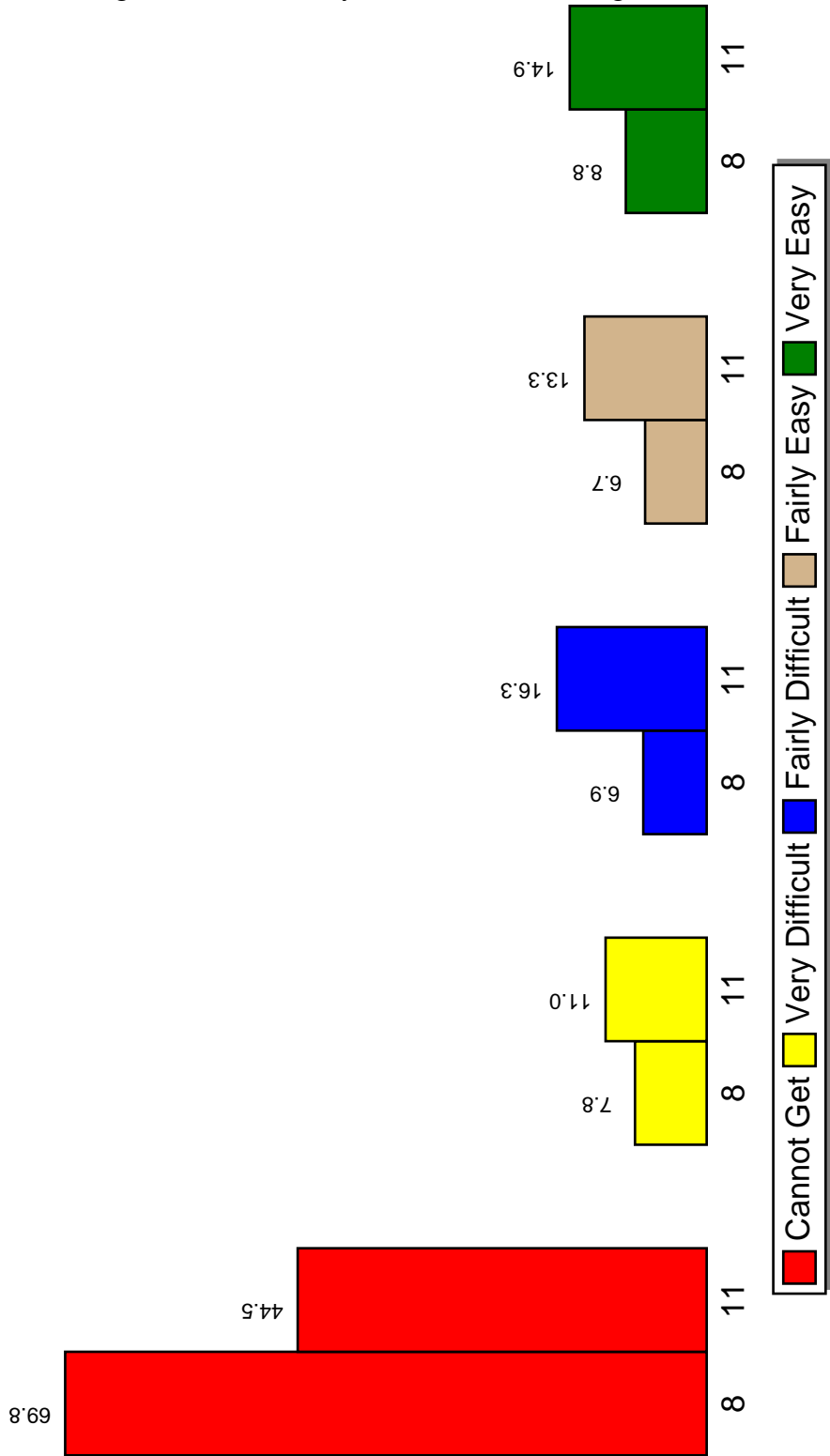
Figure 2.34: How Easy Is It To Get Inhalants



Source: PRIDE Surveys

# How Easy Is It To Get Hallucinogens

Figure 2.35: How Easy Is It To Get Hallucinogens

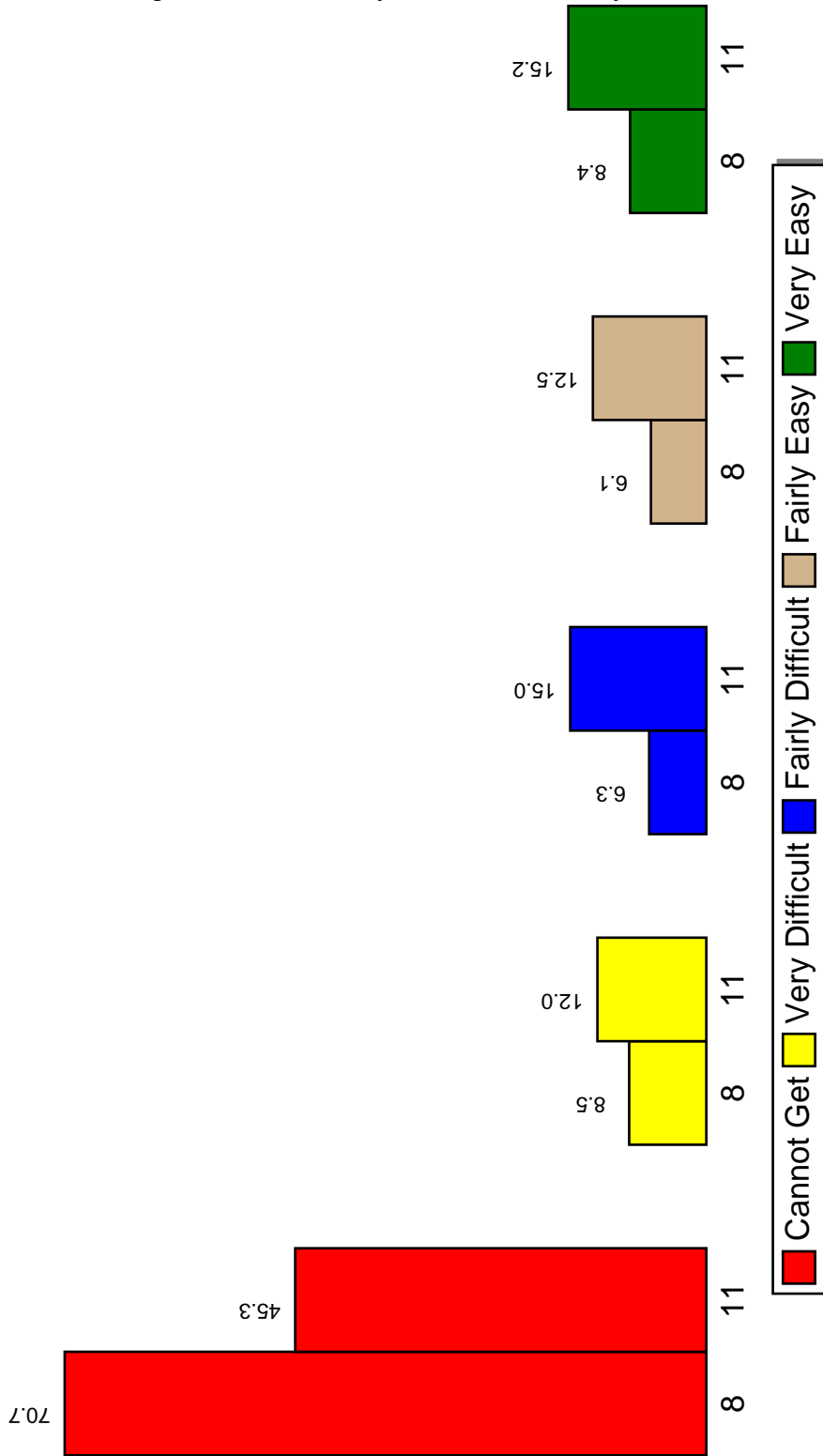


Source: PRIDE Surveys



# How Easy Is It To Get Ecstasy

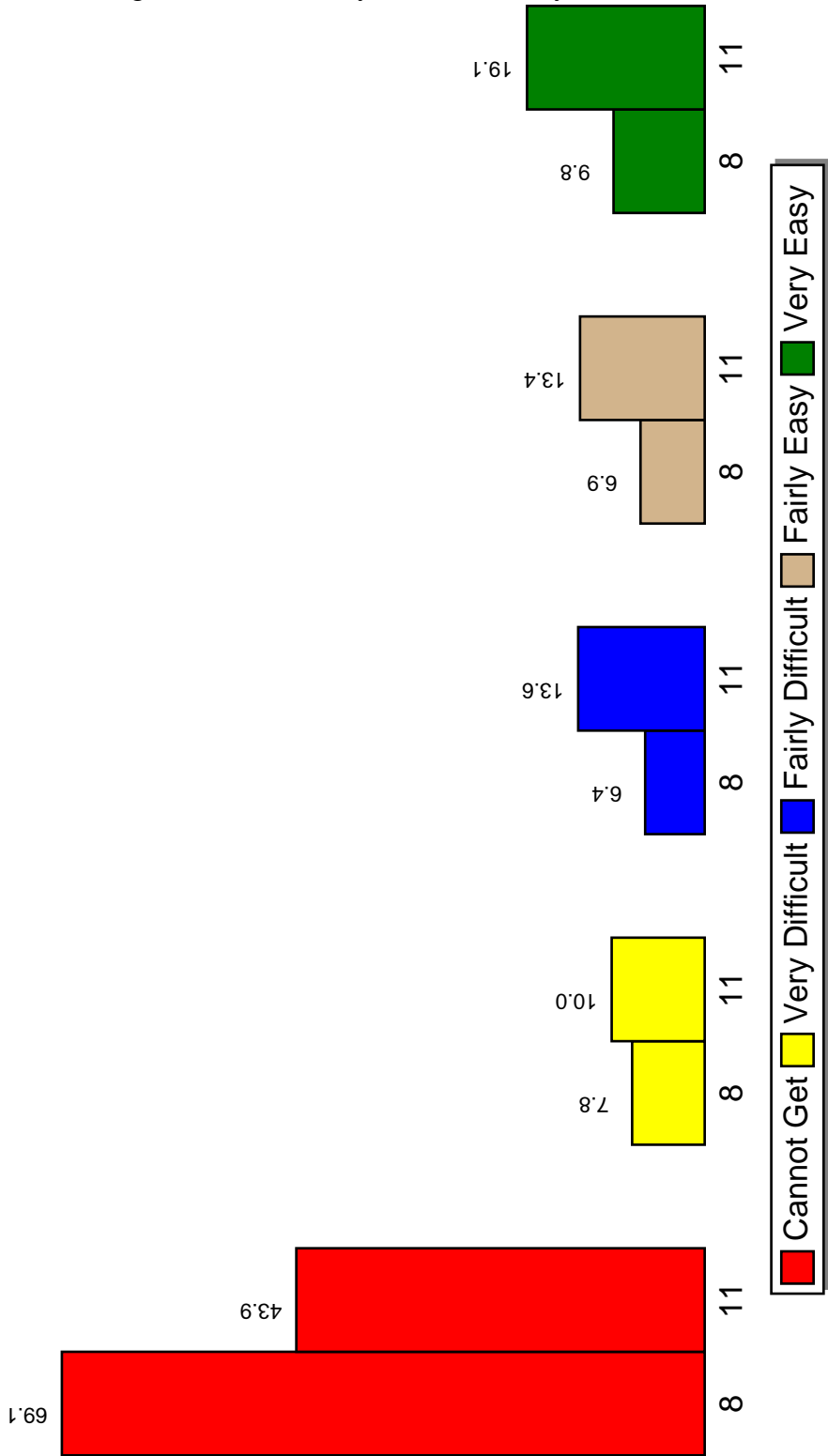
Figure 2.36: How Easy Is It To Get Ecstasy



Source: PRIDE Surveys

# How Easy Is It To Get OxyContin

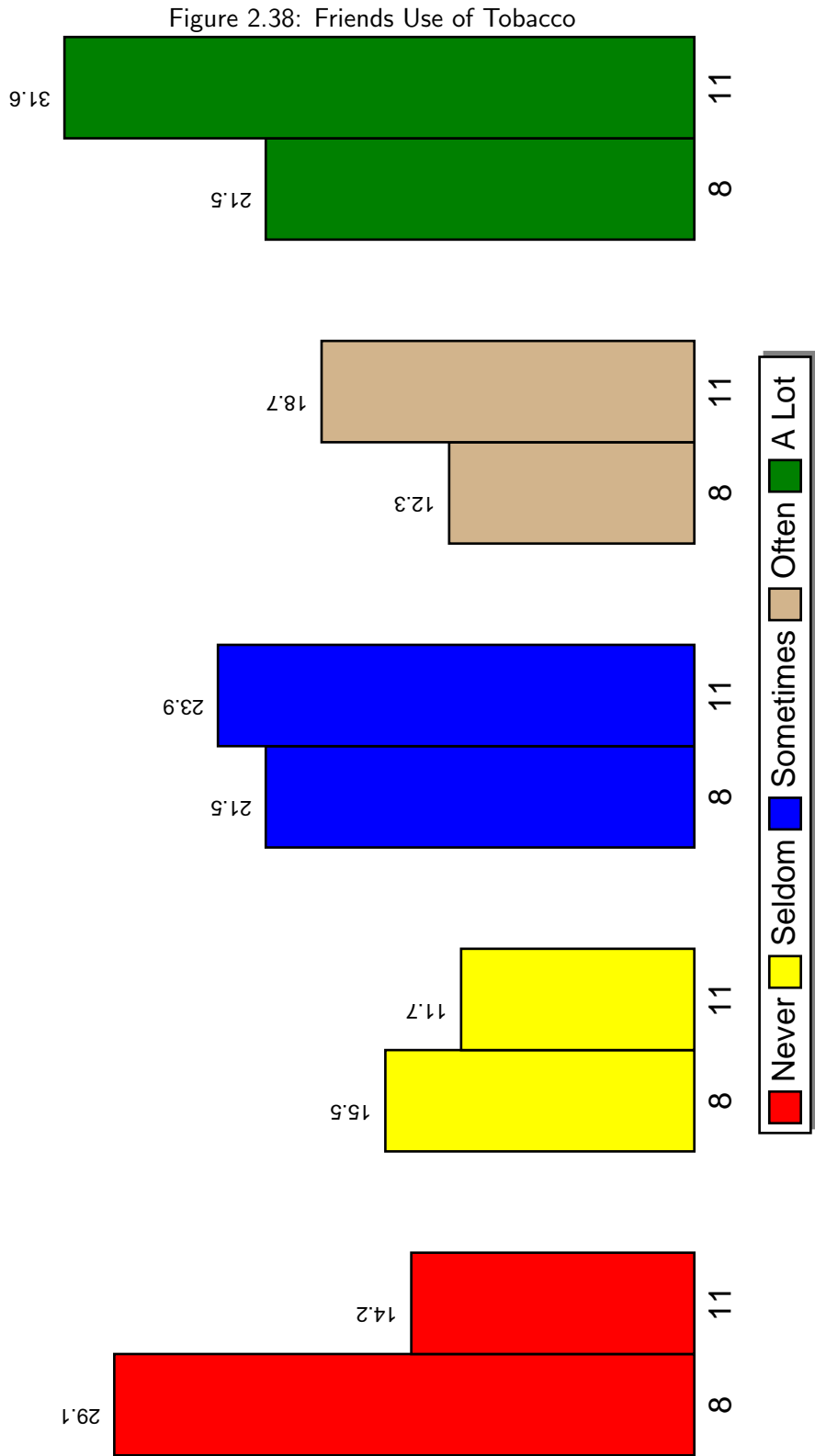
Figure 2.37: How Easy Is It To Get OxyContin



Source: PRIDE Surveys

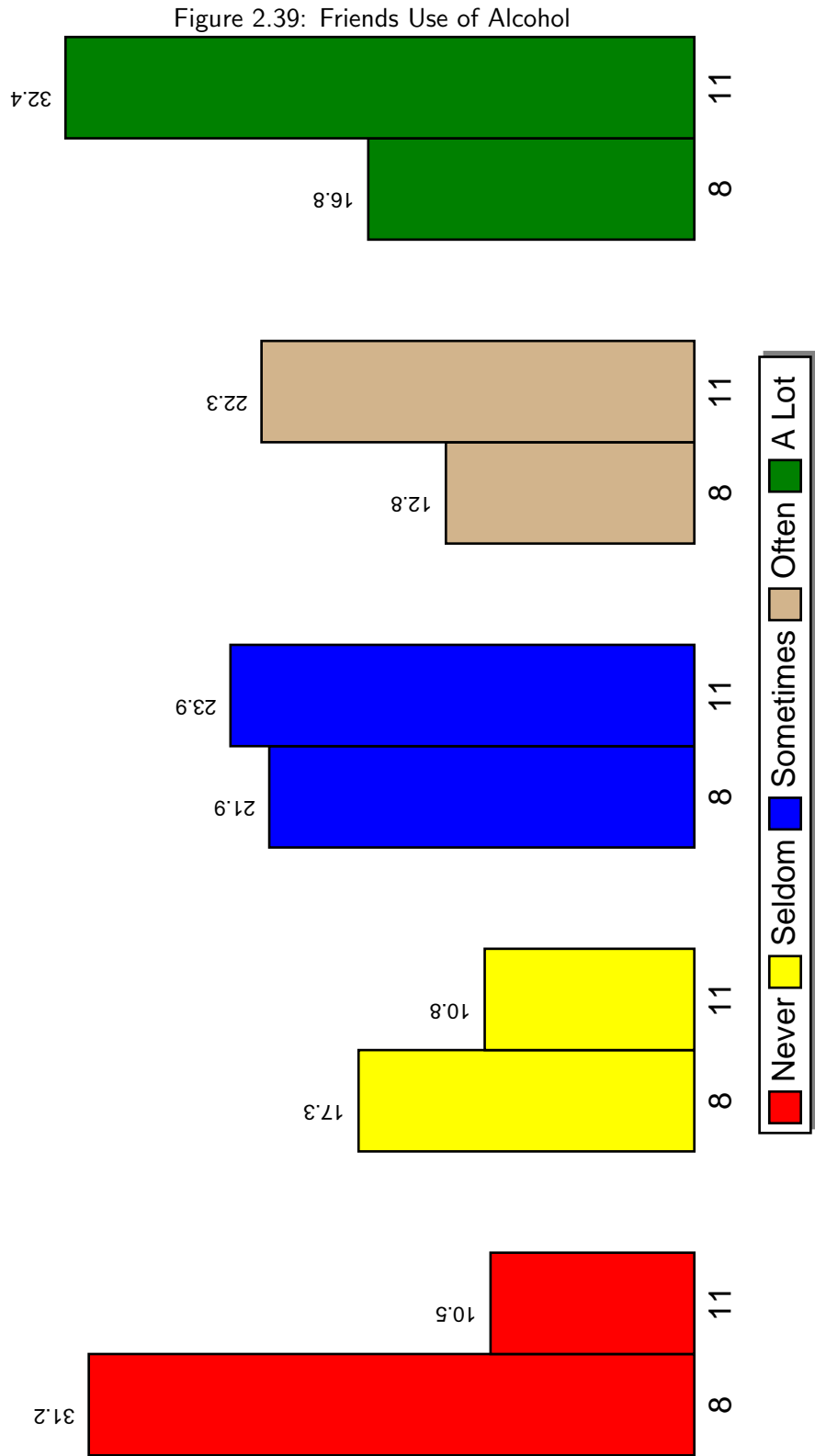
## 2.6 Friends Use

Friends Use of Tobacco

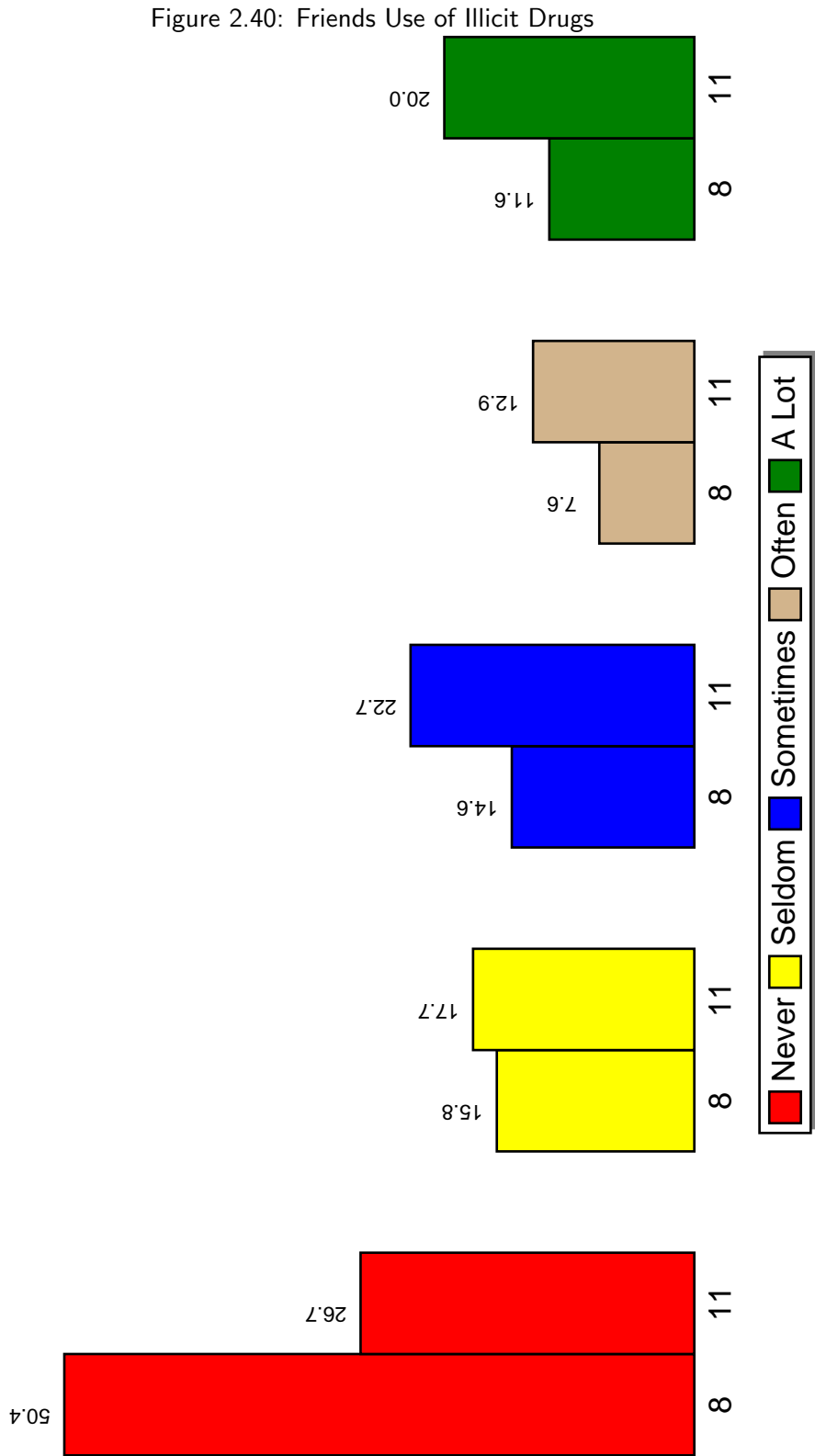


Source: PRIDE Surveys

Friends Use of Alcohol



# Friends Use of Illicit Drugs



## Chapter 3

# Advanced Graphics

The following graphs will assist you in understanding the relationship of student behavior to alcohol and other drug usage. You are encouraged to make presentations to school faculty, parents, media, and other audiences in the community.

The graphs on effect of use present data on how intoxicated students become when they use particular drugs. These figures are calculated by looking at the question *What Effect Do You Most Often Get When You ...*. The percentage is calculated as follows; Of those students who reported some use (i.e. all students whose response to the question was other than *Do Not Use*), the percentage of students who responded either *Very High* or *Bombed*. Typically, even though use of most illicit drugs may not seem very high, when they are used by students a high percentage of those students become very intoxicated. This would indicate that there is very little *casual* use of illicit drugs. Students tend to take these drugs in order to become intoxicated.

The graphs on frequency of use by sex present data on gateway and illicit drug use broken down by male and female students.

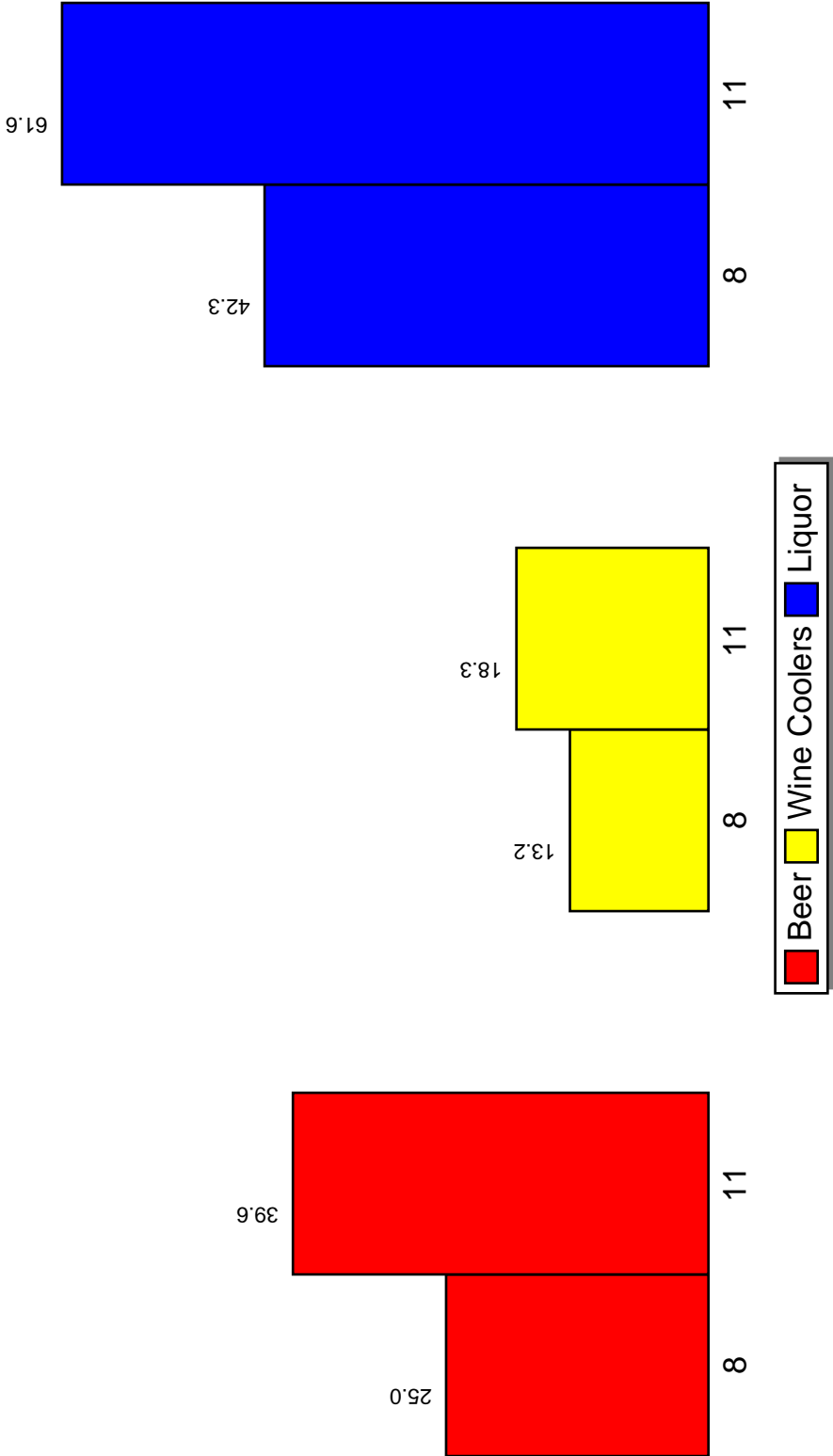
The graphs on illicit drug use by risk & protective factors show for each category of a risk or protective factor question the percentage of students who report using illicit drugs. For example, on the question of taking part in school activities, if the bar labeled NEVER was 40%, this means that of those students who responded NEVER to the question 40% reported using an illicit drug.

### **3.1 Effect of Use By Students Who Use Drugs**



Figure 3.1: % Students Who Get Very High or Bomed When Using Beer, Wine Coolers or Liquor

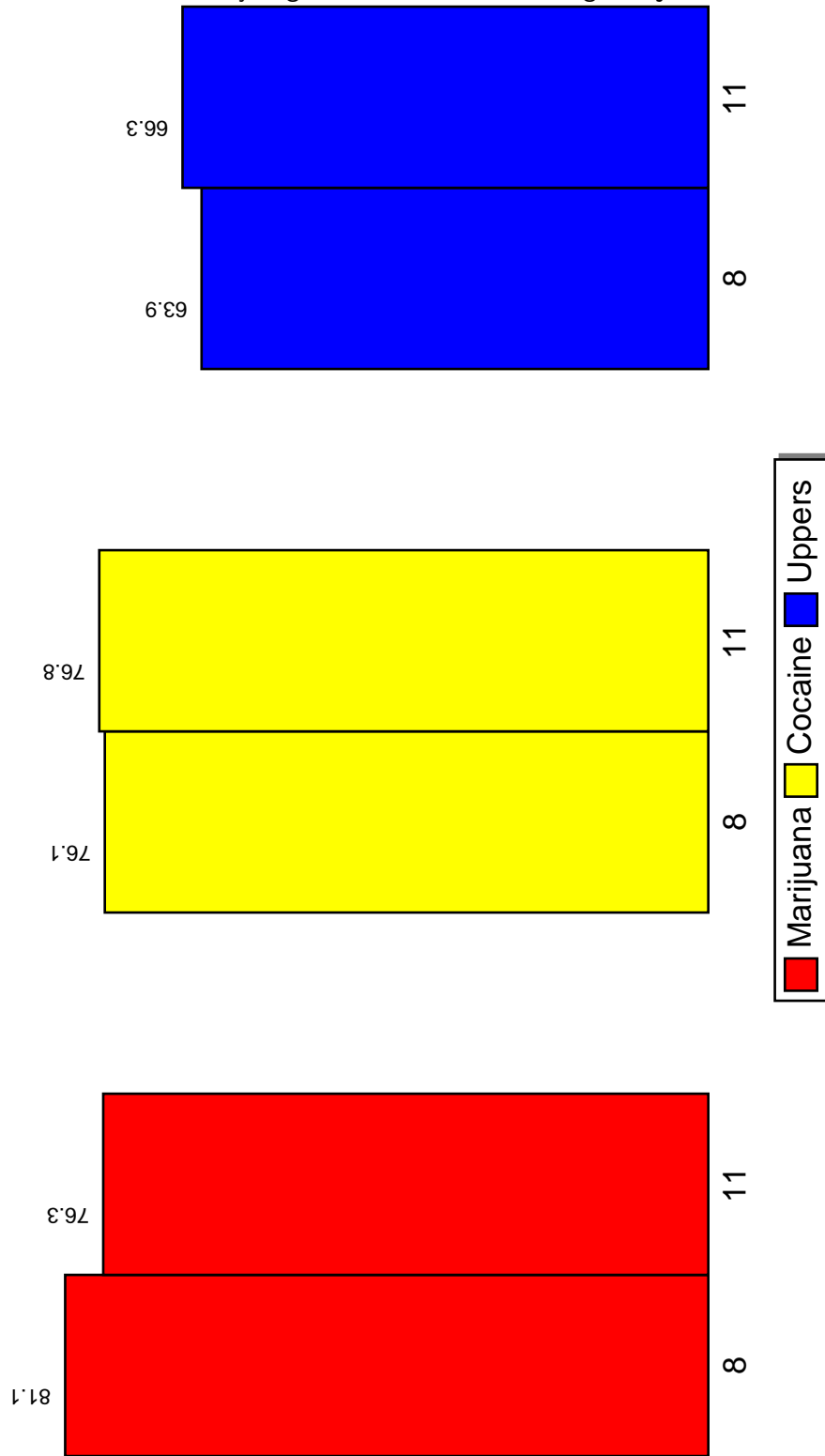
% Students Who Get Very High or Bombed When Using Beer, Wine Coolers or Liquor



Source: PRIDE Surveys

Figure 3.2: % Students Who Get Very High or Bomed When Using Marijuana, Cocaine or Uppers

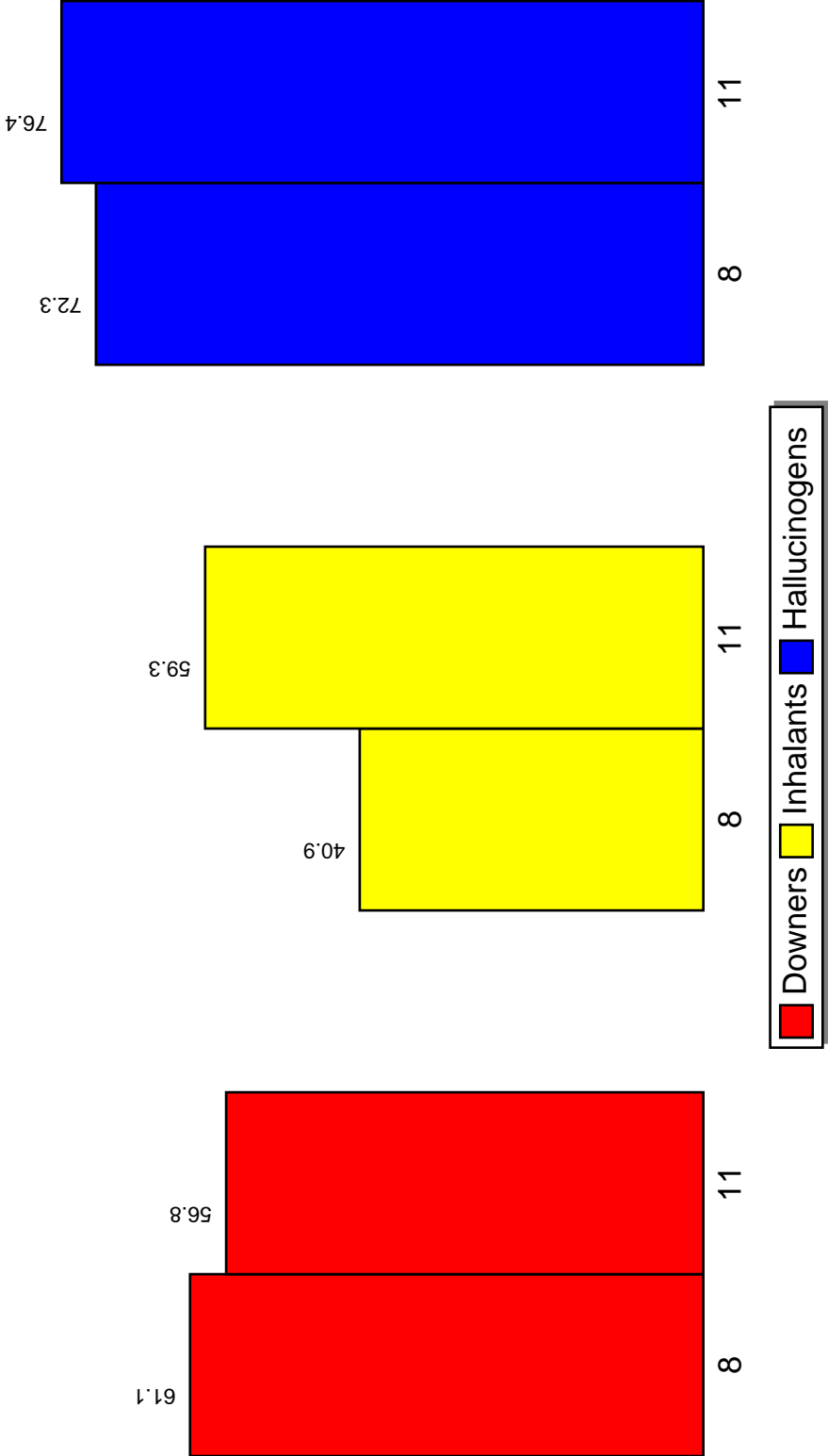
% Students Who Get Very High or Bomed When Using Marijuana, Cocaine or Uppers



Source: PRIDE Surveys

Figure 3.3: % Students Who Get Very High or Bomed When Using Downers, Inhalants or Hallucinogens

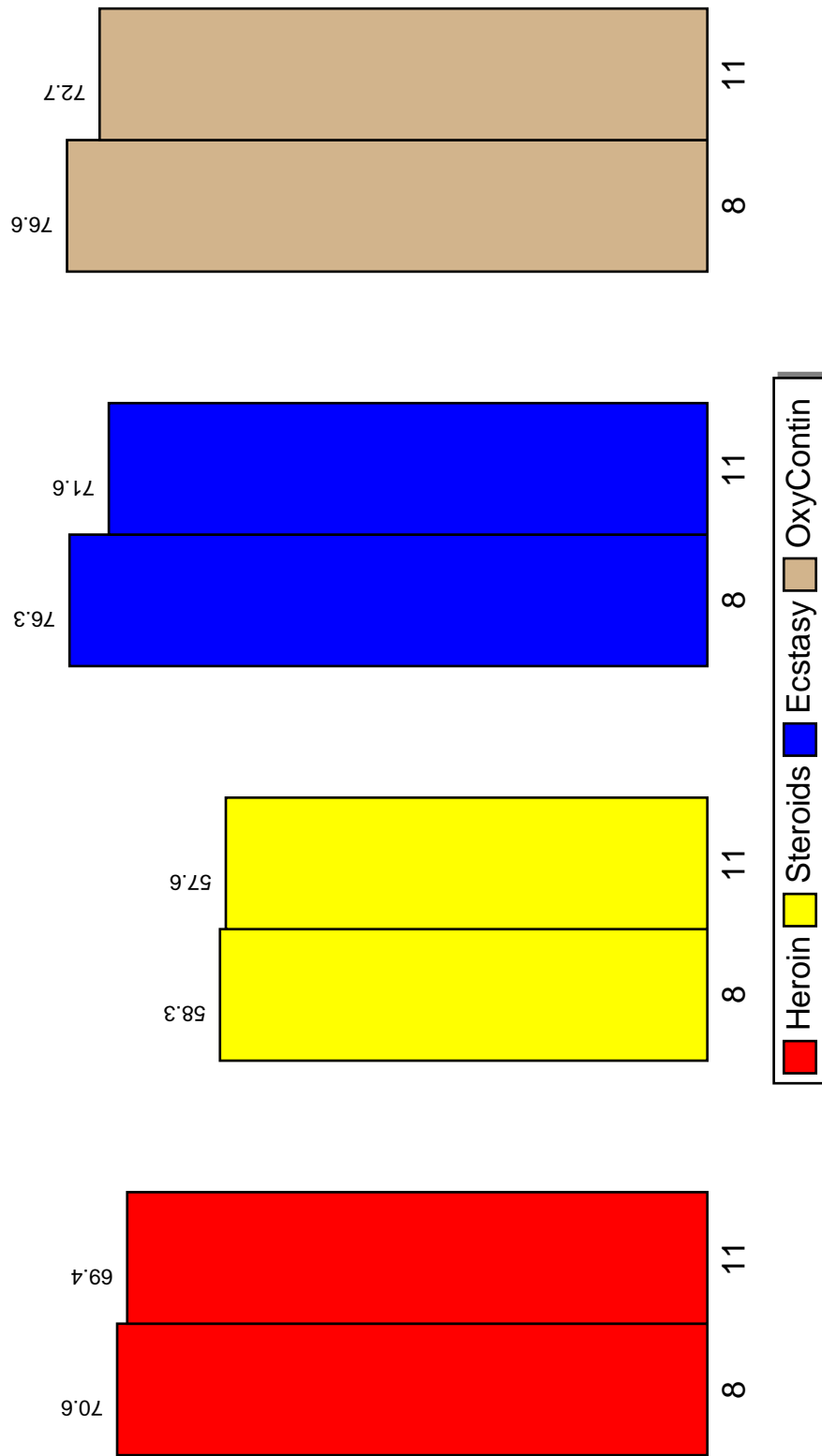
% Students Who Get Very High or Bomed When Using Downers, Inhalants or Hallucinogens



Source: PRIDE Surveys

Figure 3.4: % Students Who Get Very High or Bomed When Using Heroin, Steroids, Ecstasy or OxyContin

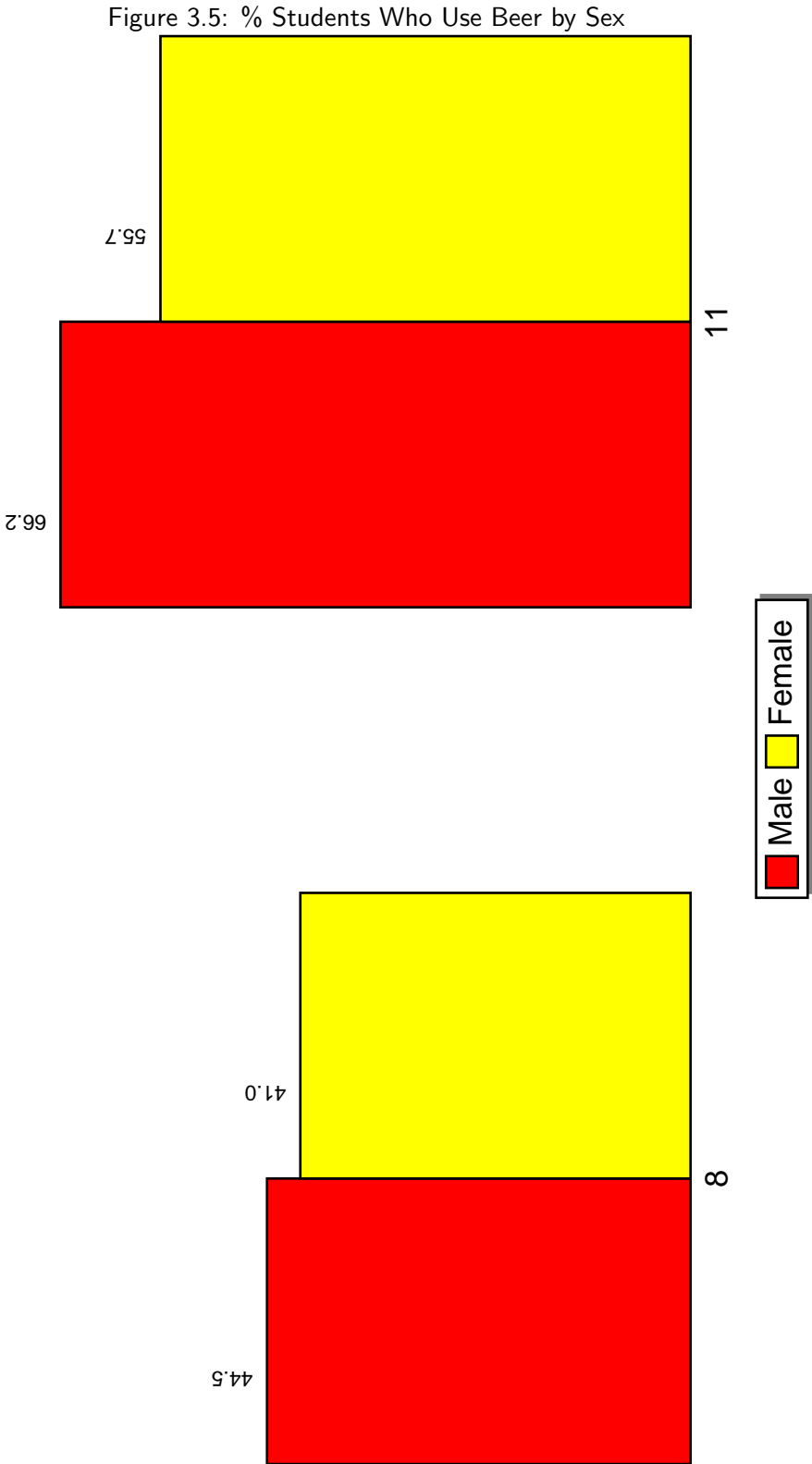
% Students Who Get Very High or Bomed When Using Heroin, Steroids, Ecstasy or OxyContin



Source: PRIDE Surveys


## 3.2 Frequency of Use by Sex

% Students Who Use Beer by Sex



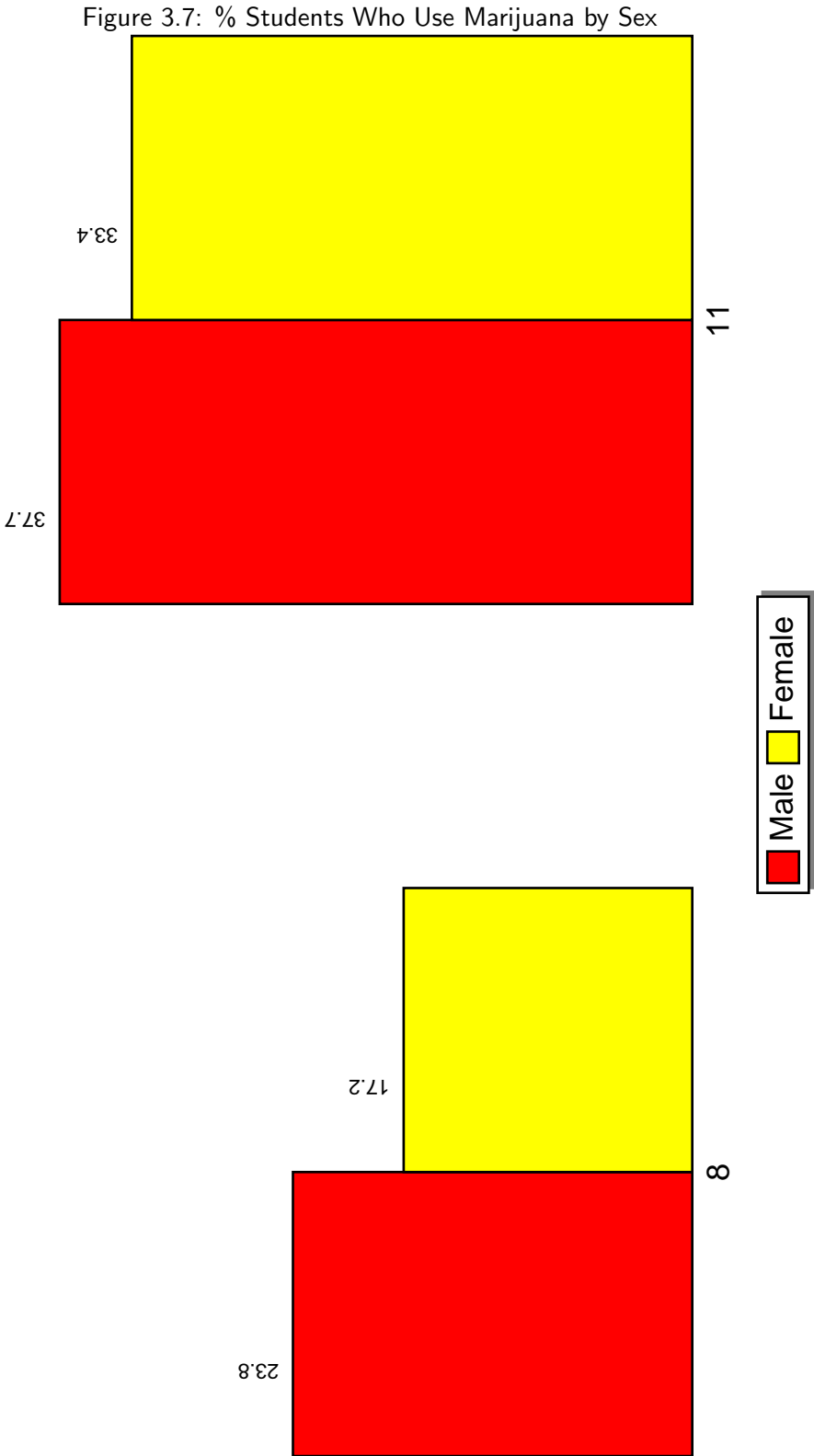
Source: PRIDE Surveys

% Students Who Use Liquor by Sex



Source: PRIDE Surveys


% Students Who Use Marijuana by Sex



Source: PRIDE Surveys



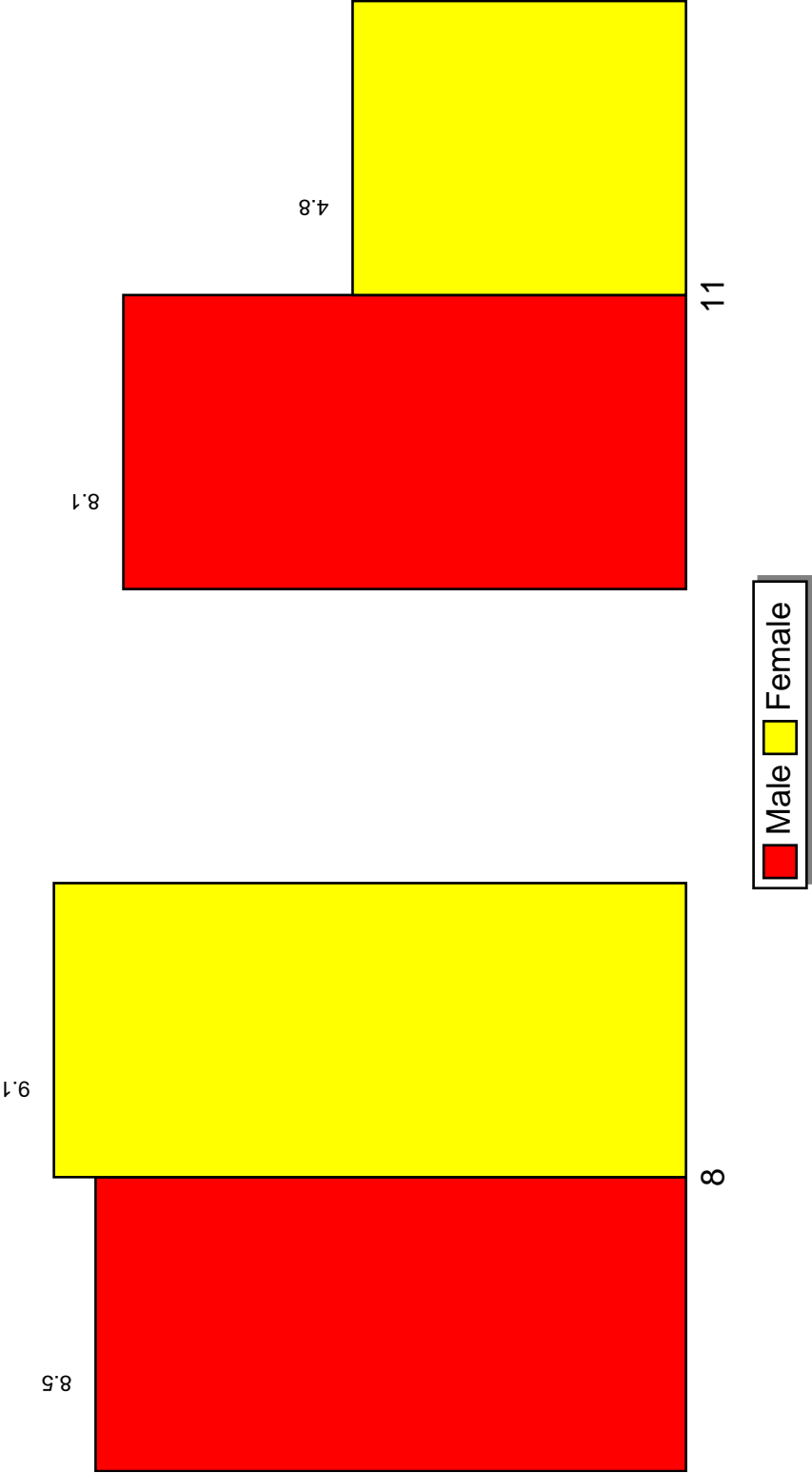
% Students Who Use Cocaine by Sex



Source: PRIDE Surveys

% Students Who Use Inhalants by Sex

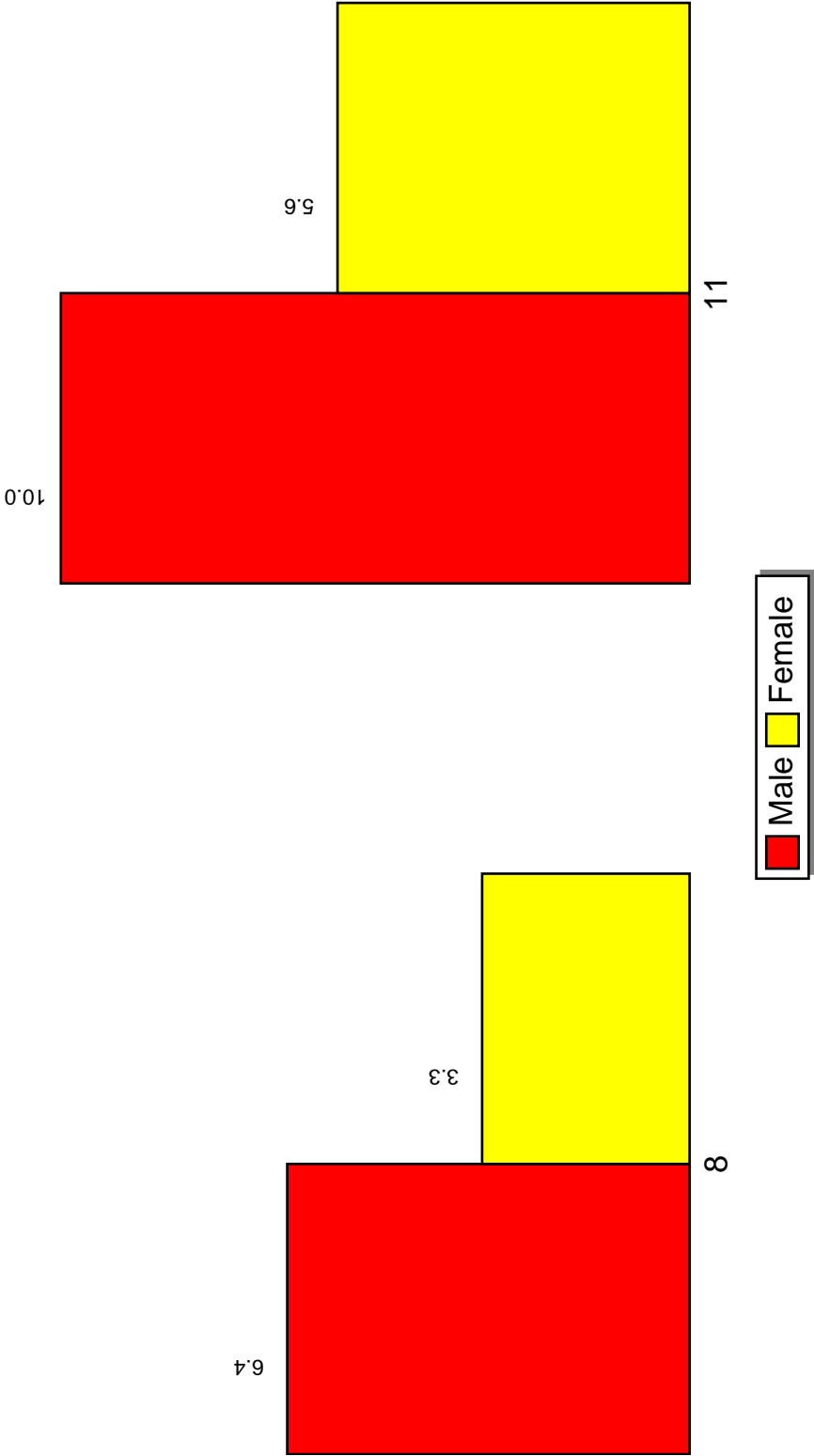
Figure 3.9: % Students Who Use Inhalants by Sex



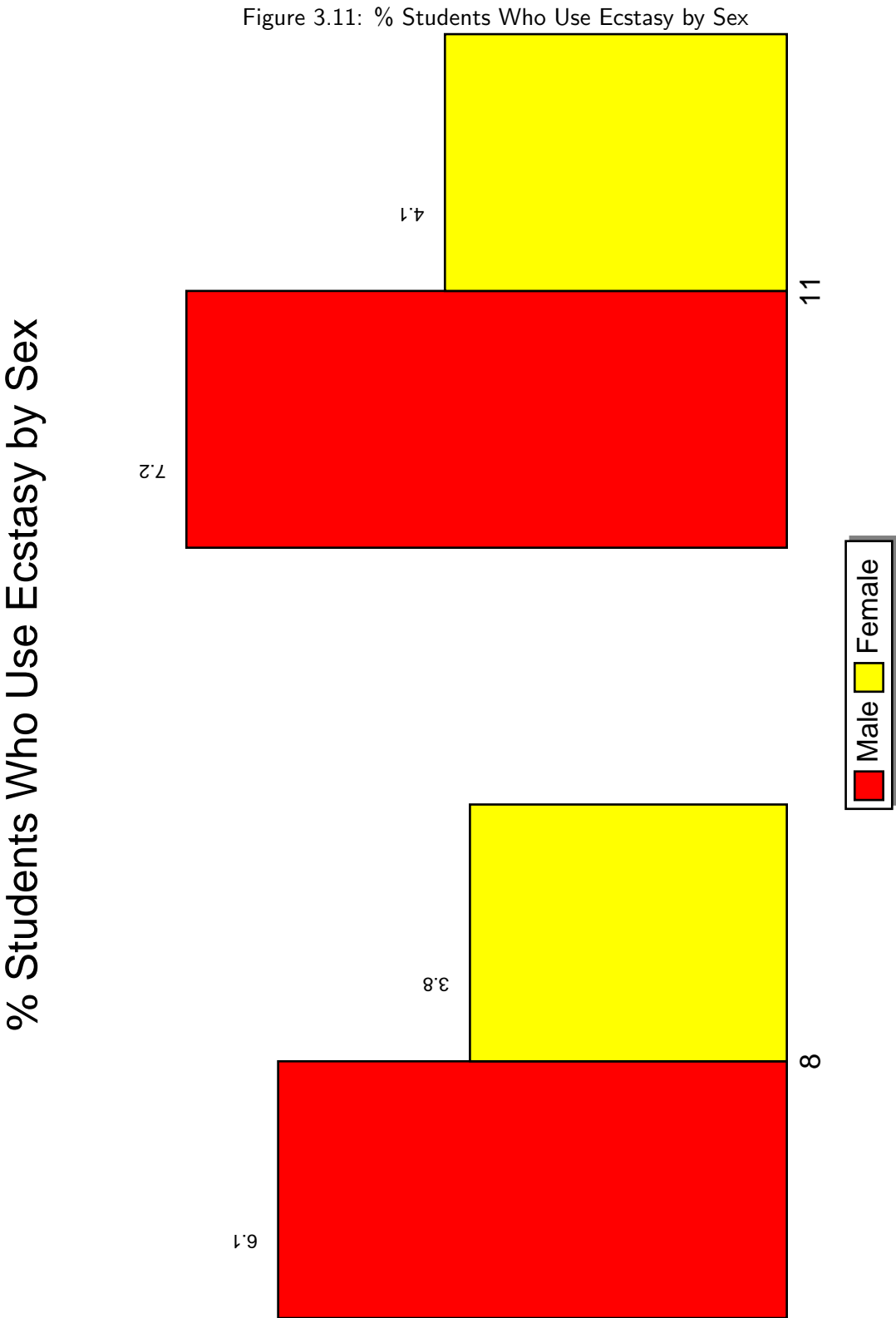
Source: PRIDE Surveys

% Students Who Use Hallucinogens by Sex

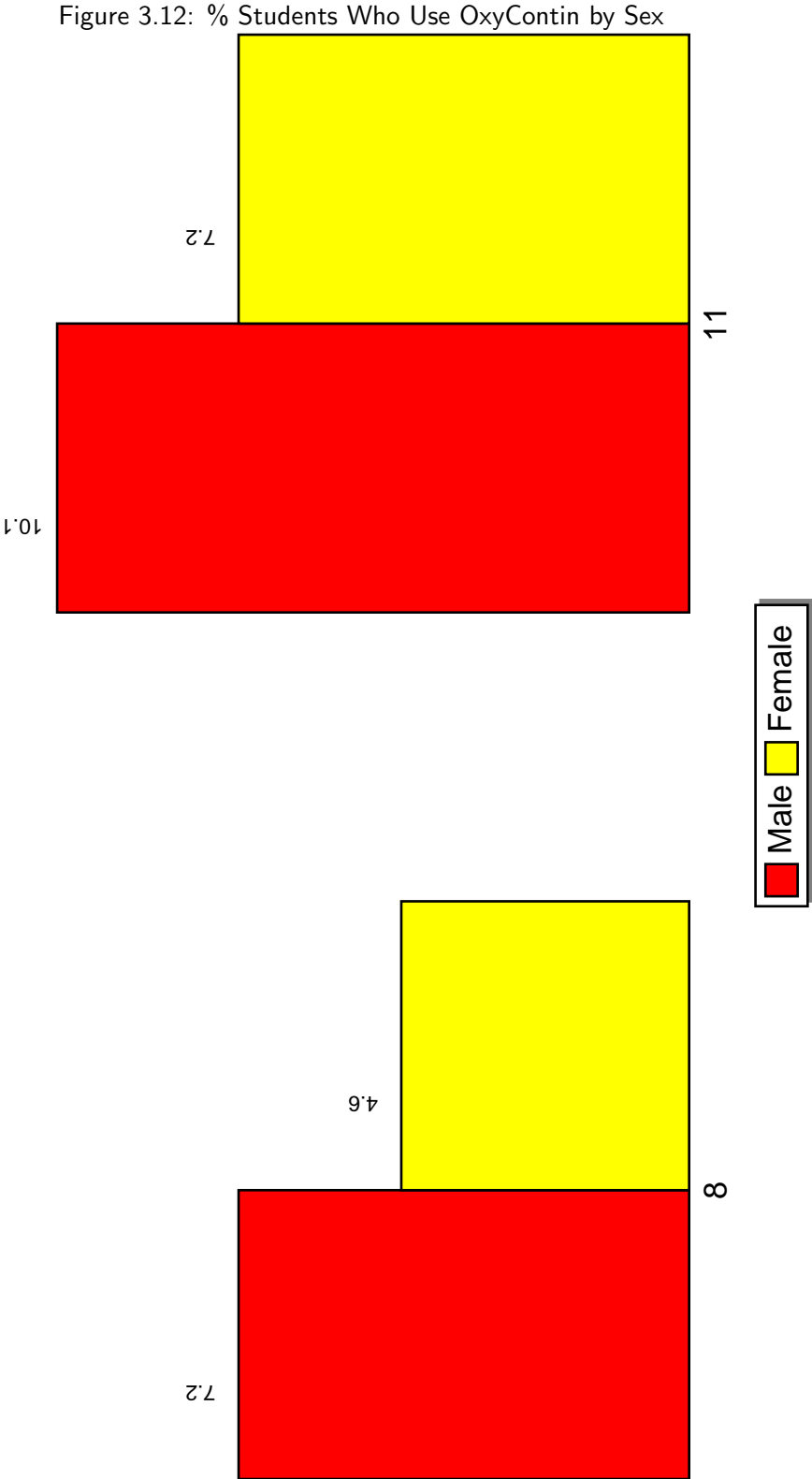
Figure 3.10: % Students Who Use Hallucinogens by Sex



Source: PRIDE Surveys



% Students Who Use OxyContin by Sex

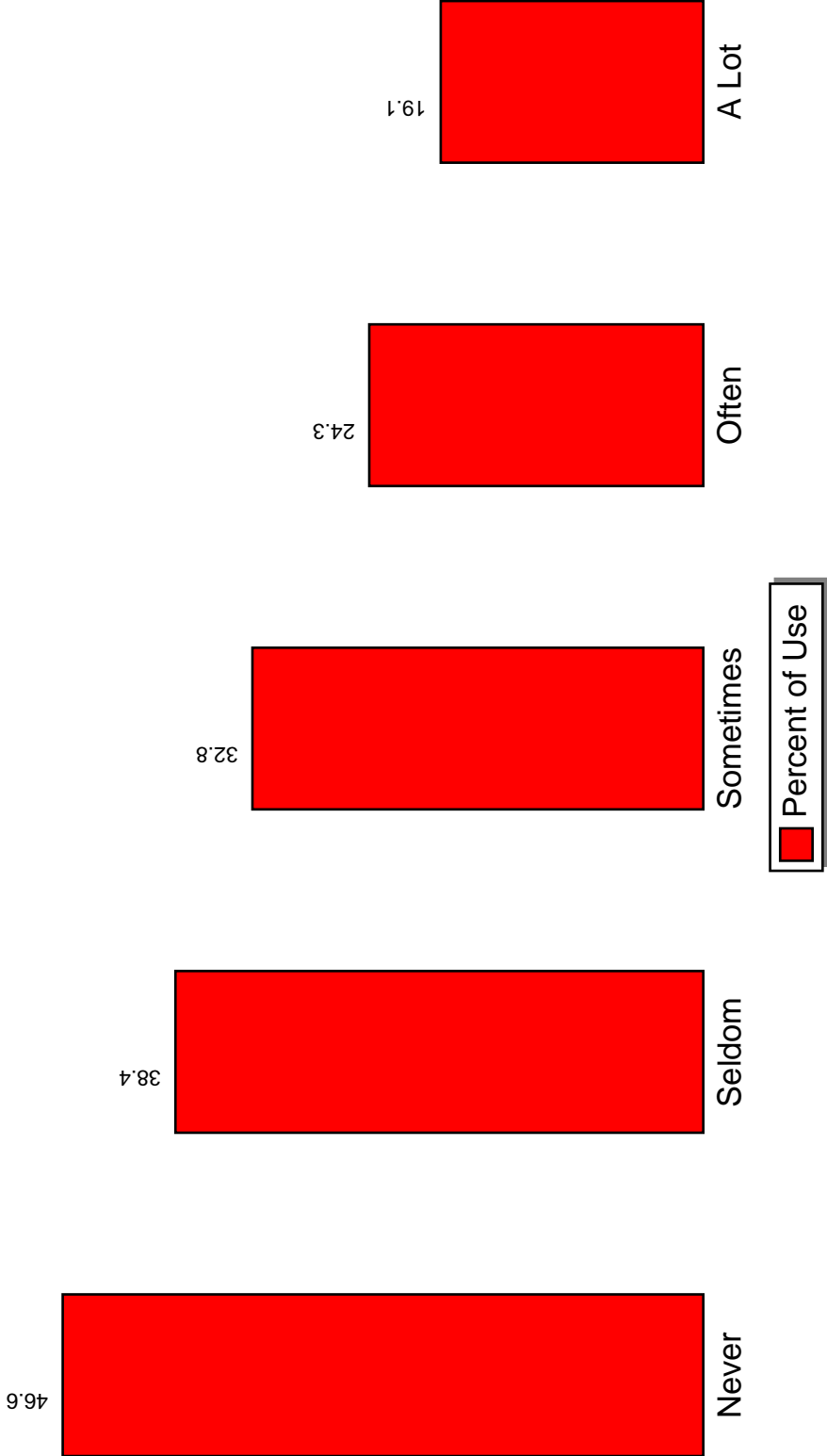


Source: PRIDE Surveys

### **3.3 Illicit Drug Use by Risk & Protective Factors**

**% Students Who Use Illicit Drugs by Attend Church, Synagogue, etc.**

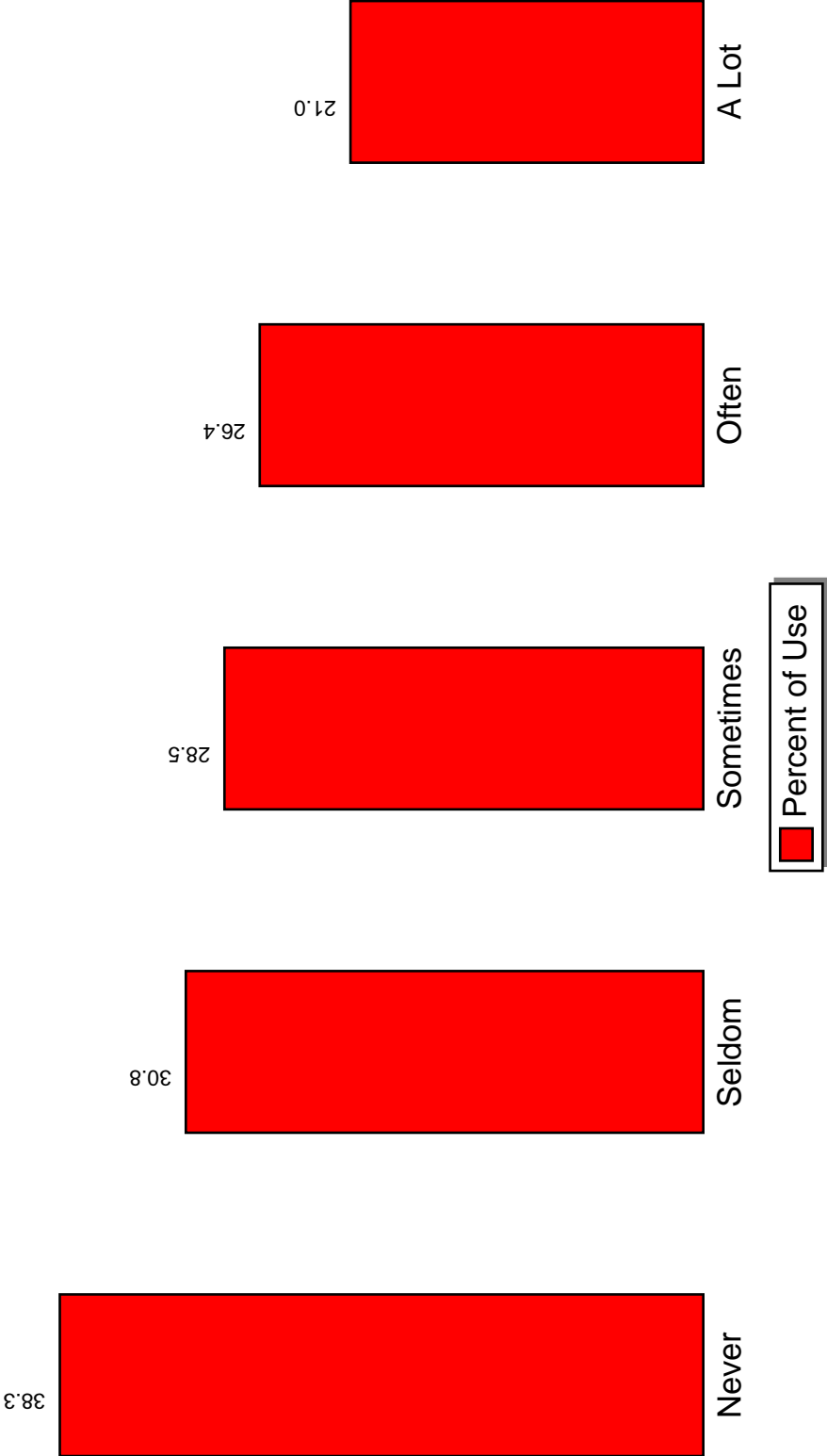
Figure 3.13: % Students Who Use Illicit Drugs by Attend Church, Synagogue, etc.



Source: PRIDE Surveys

**% Students Who Use Illicit Drugs by Take Part in Community Activities**

Figure 3.14: % Students Who Use Illicit Drugs by Take Part in Community Activities

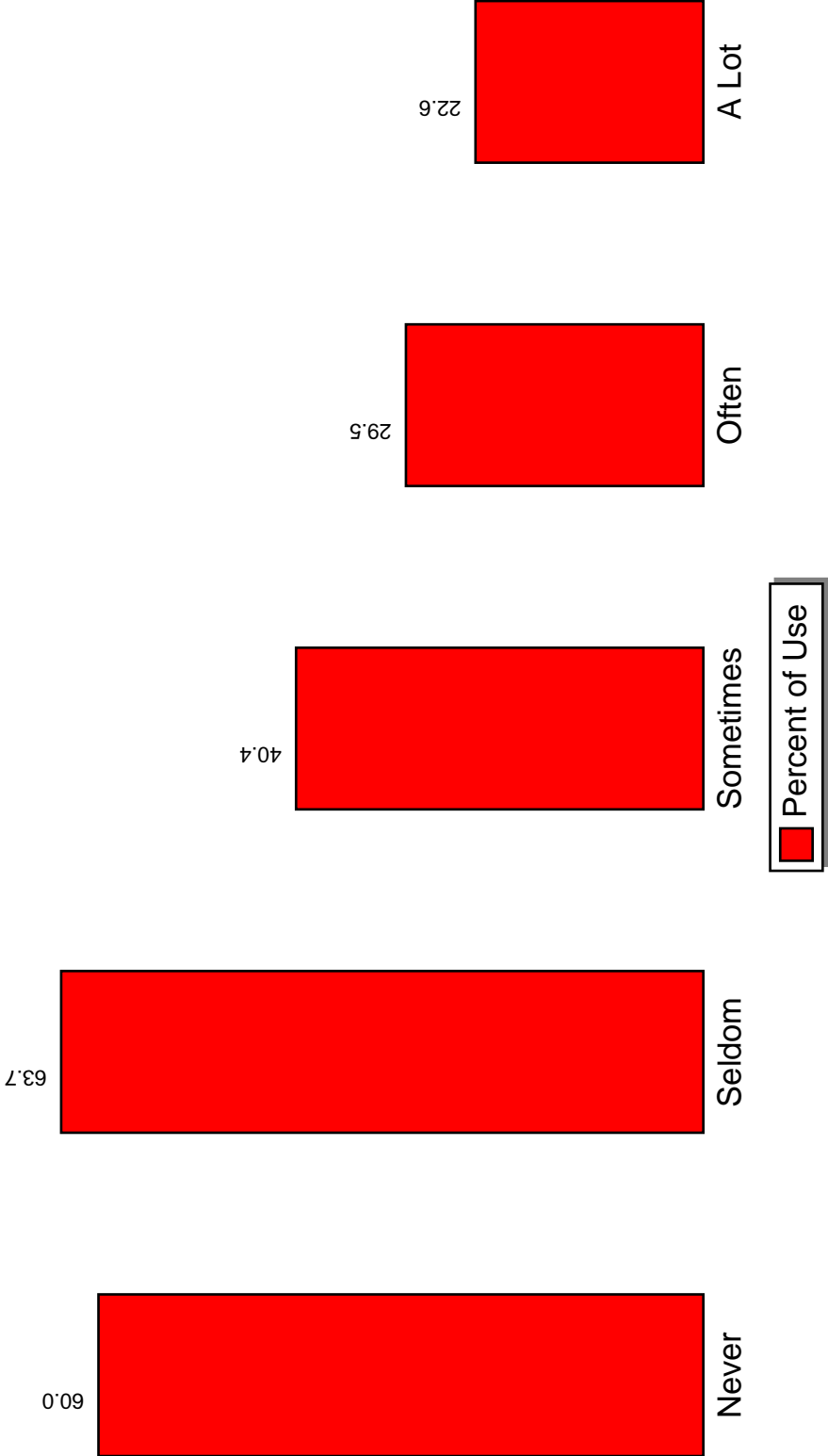


Source: PRIDE Surveys



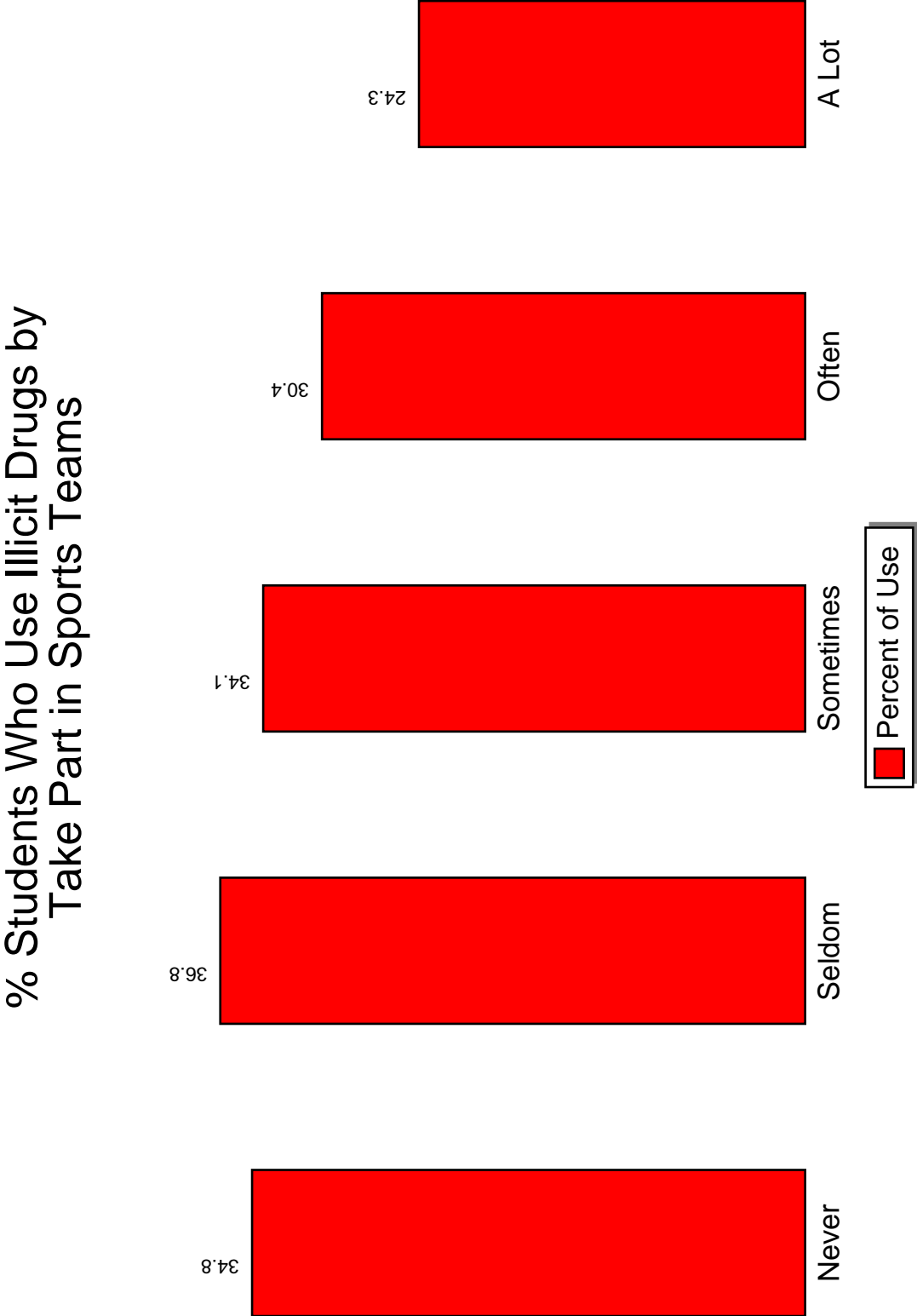
% Students Who Use Illicit Drugs by Make Good Grades

Figure 3.15: % Students Who Use Illicit Drugs by Make Good Grades



Source: PRIDE Surveys

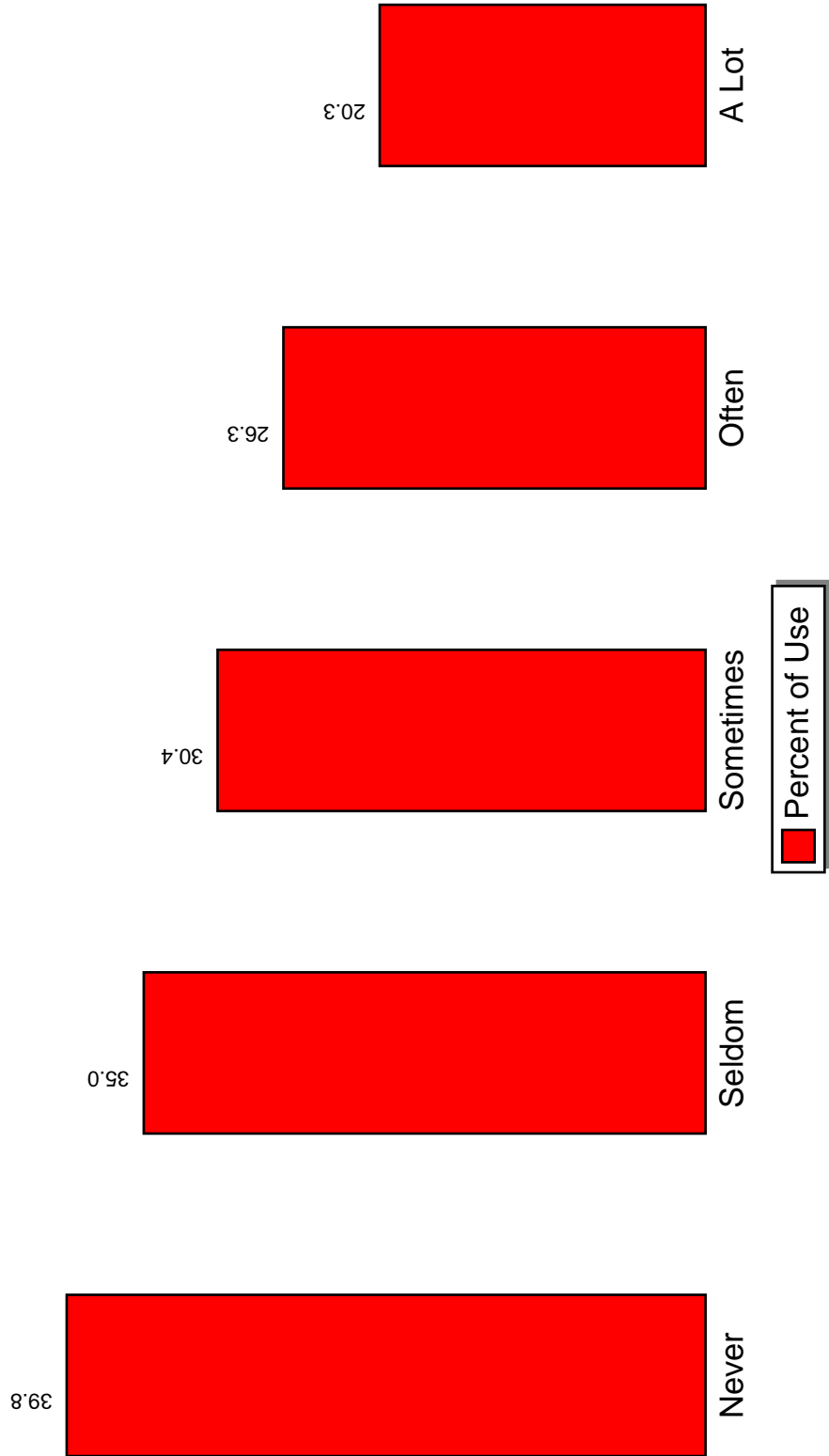
Figure 3.16: % Students Who Use Illicit Drugs by Take Part in Sports Teams



Source: PRIDE Surveys

**% Students Who Use Illicit Drugs by Take Part in School Activities**

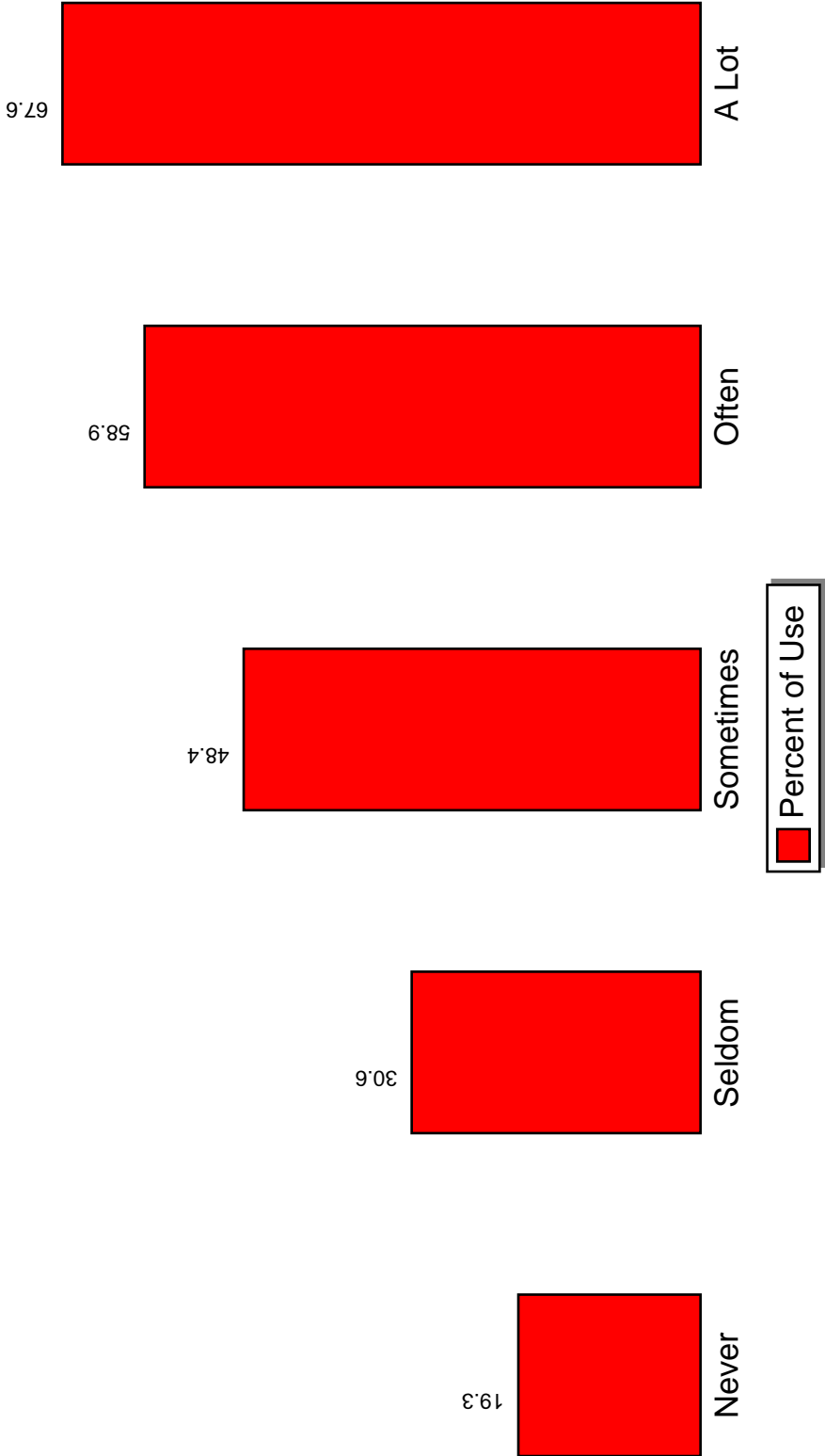
Figure 3.17: % Students Who Use Illicit Drugs by Take Part in School Activities



Source: PRIDE Surveys

% Students Who Use Illicit Drugs by Get Into Trouble at School

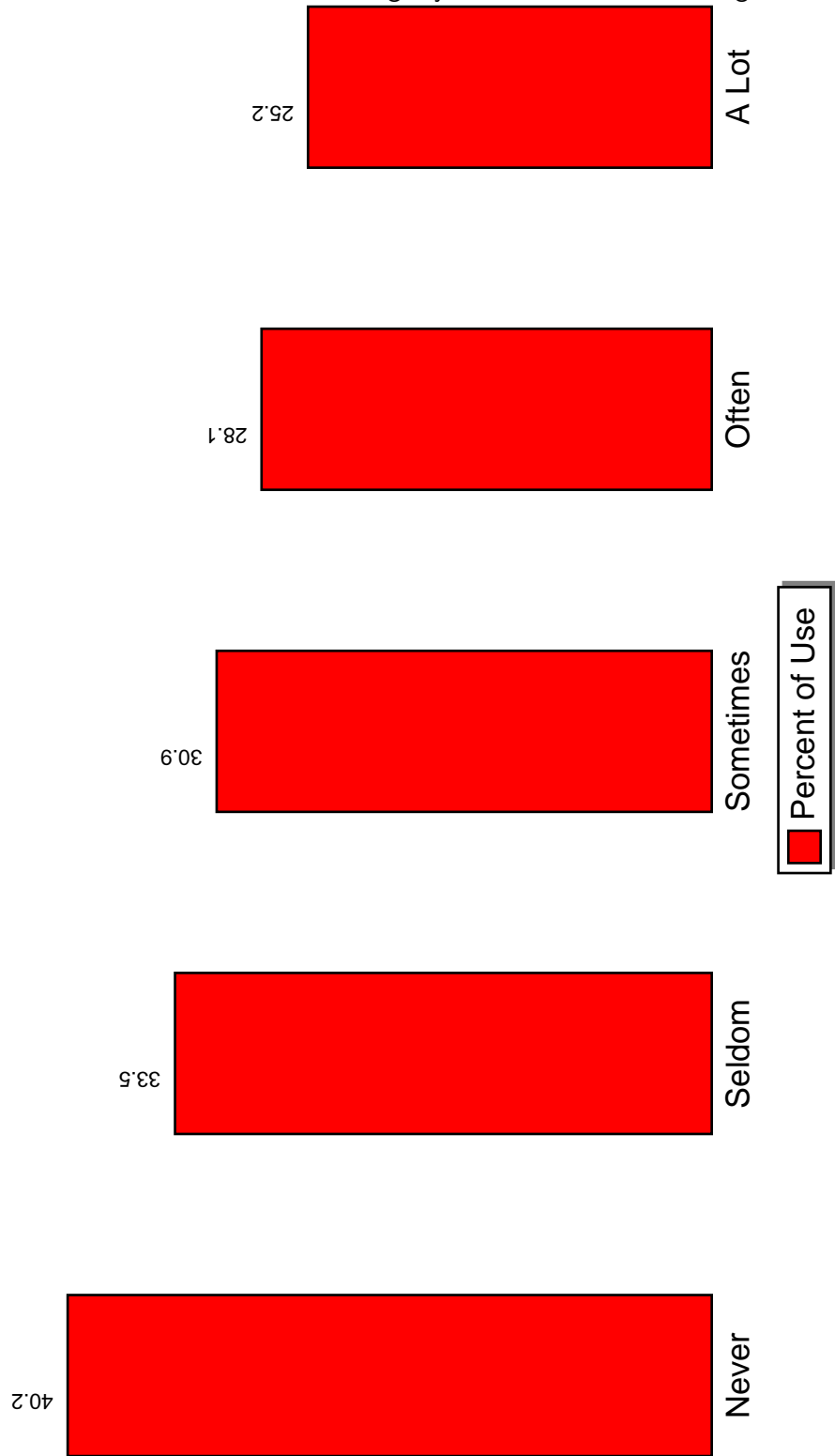
Figure 3.18: % Students Who Use Illicit Drugs by Get Into Trouble at School



Source: PRIDE Surveys

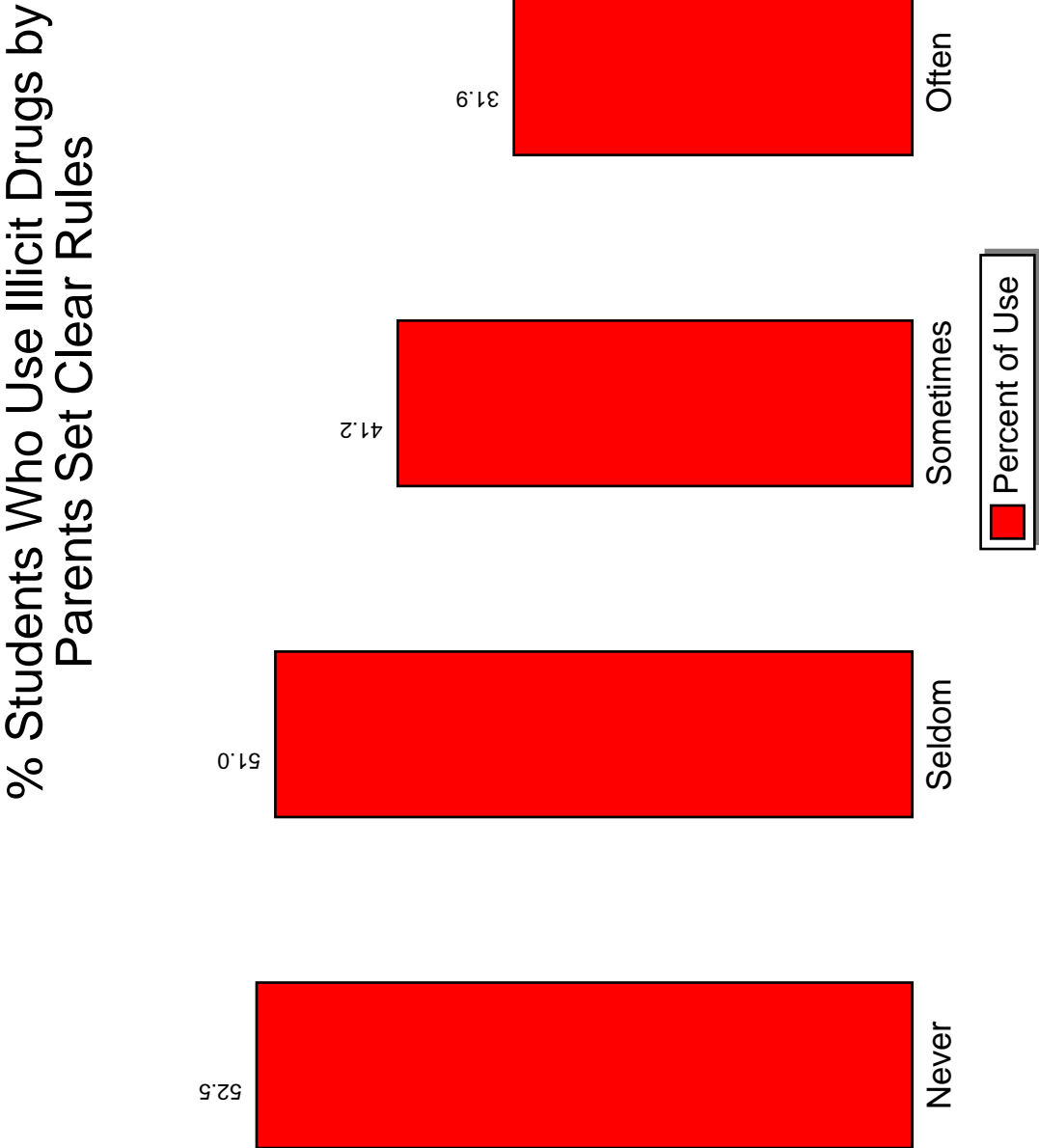
Figure 3.19: % Students Who Use Illicit Drugs by Parents Talk About Dangers of Drugs

% Students Who Use Illicit Drugs by Parents Talk About Dangers of Drugs



Source: PRIDE Surveys

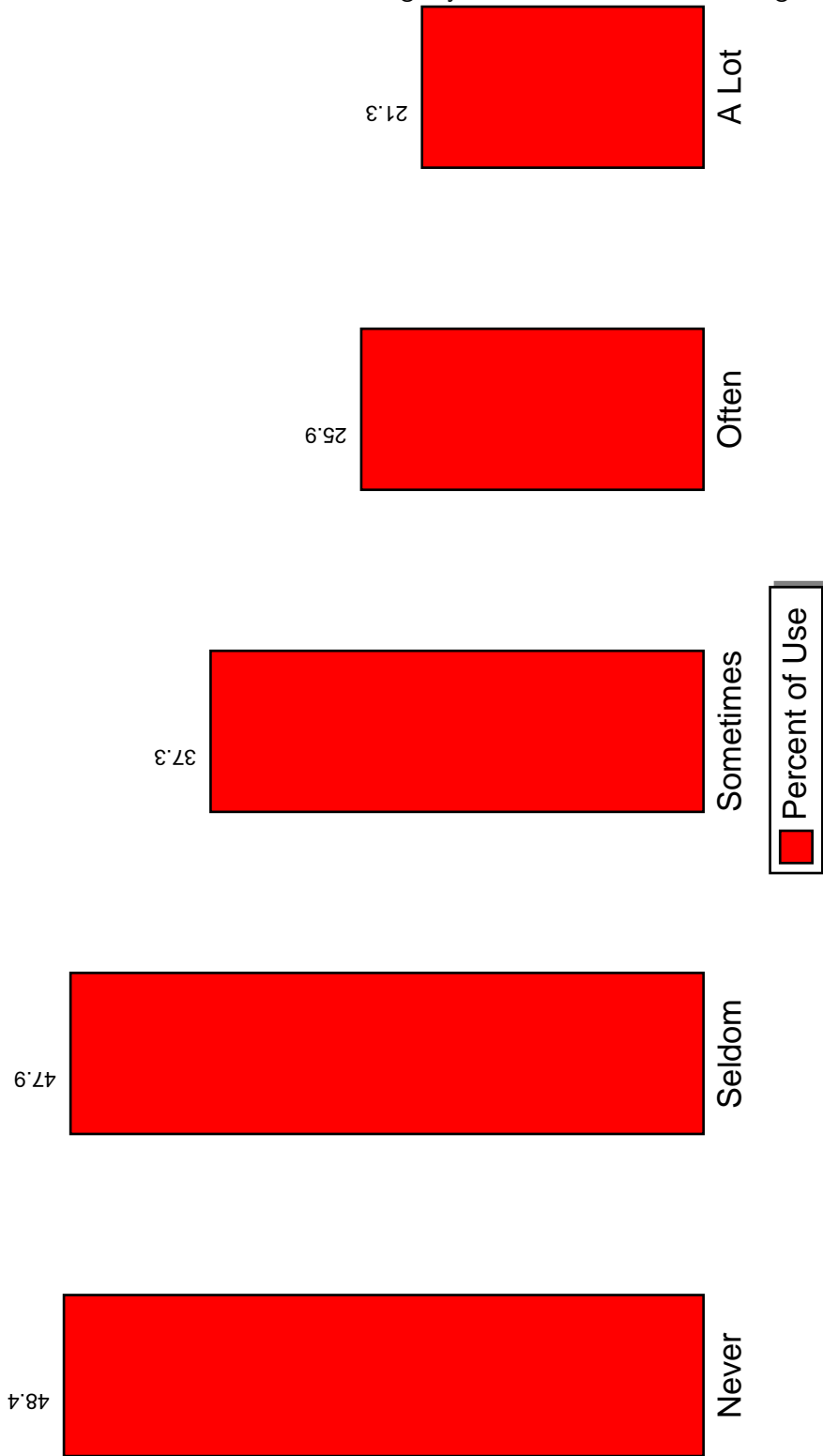
Figure 3.20: % Students Who Use Illicit Drugs by Parents Set Clear Rules



Source: PRIDE Surveys

**% Students Who Use Illicit Drugs by Parents Punish for Breaking Rules**

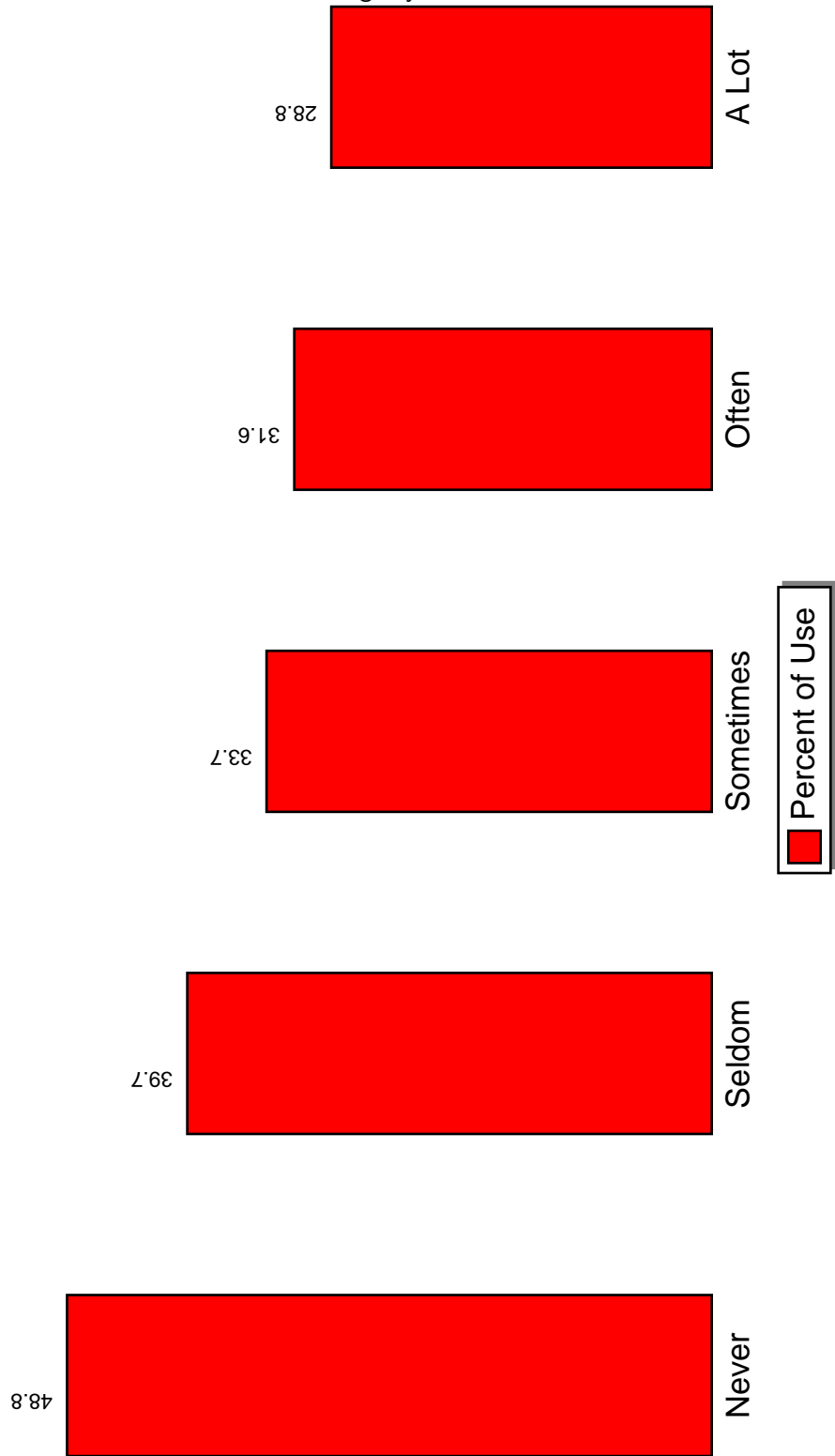
Figure 3.21: % Students Who Use Illicit Drugs by Parents Punish for Breaking Rules



Source: PRIDE Surveys

Figure 3.22: % Students Who Use Illicit Drugs by School Sets Clear Rules on Guns at School

% Students Who Use Illicit Drugs by School Sets Clear Rules on Guns at School

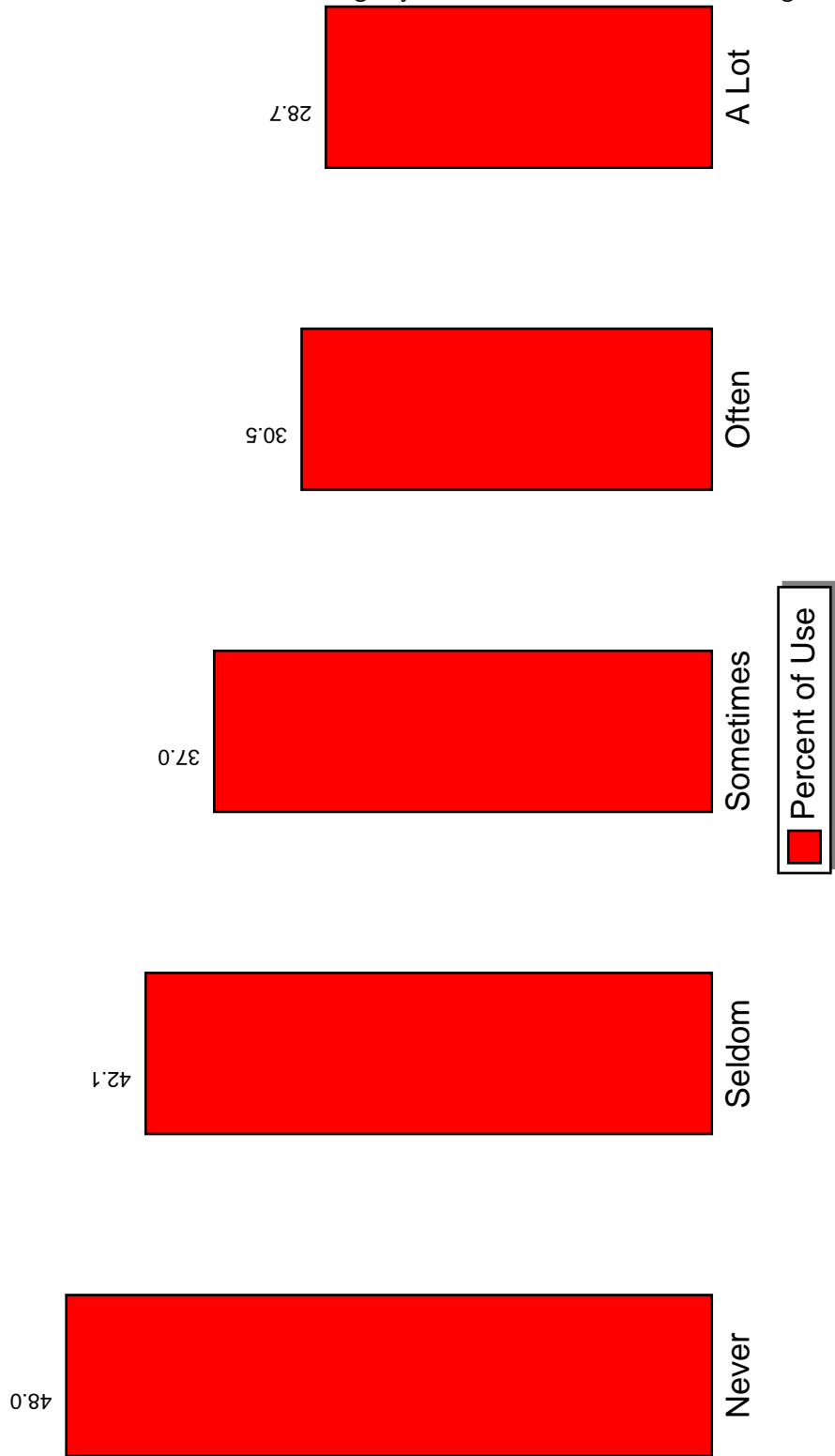


Source: PRIDE Surveys



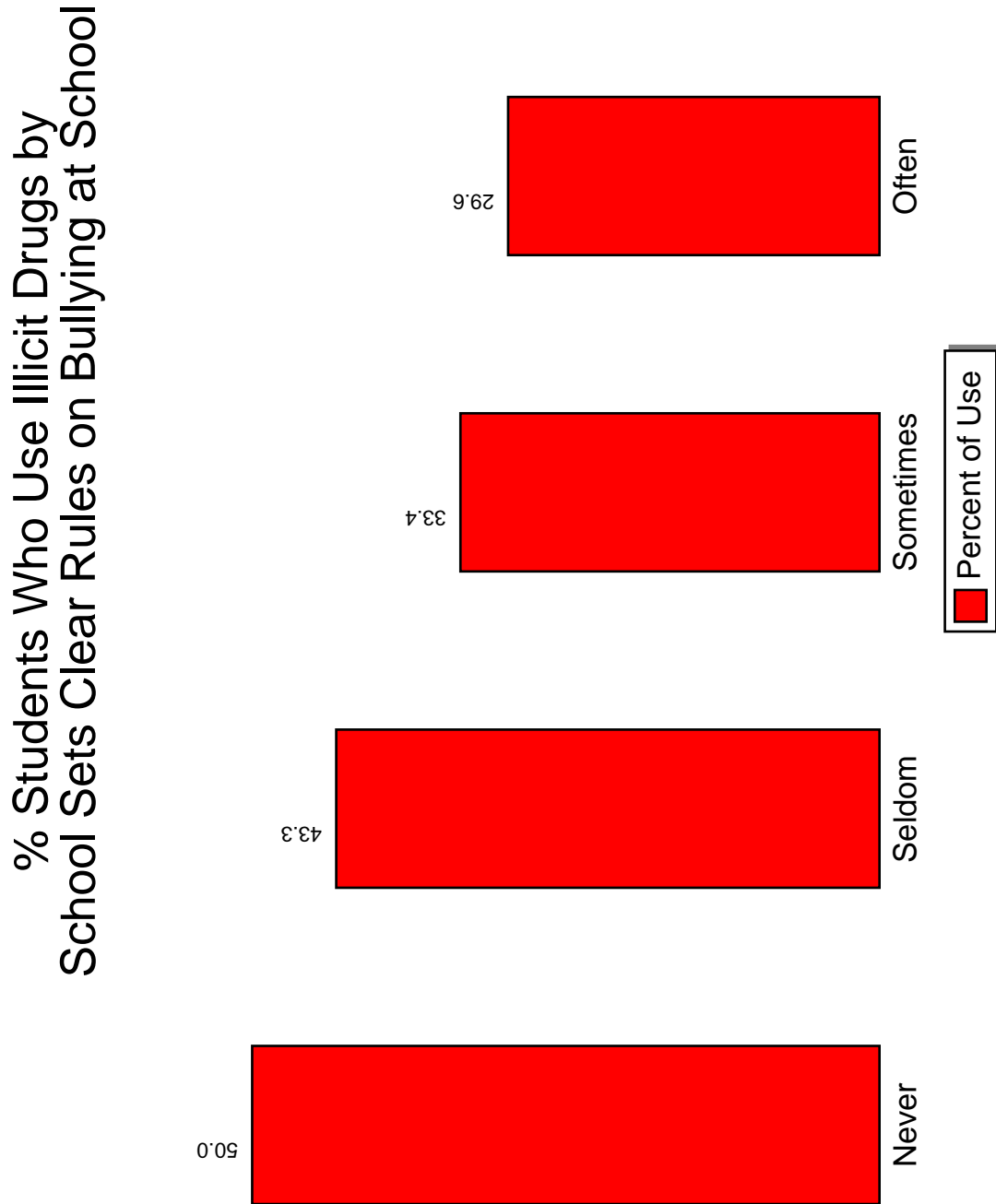
Figure 3.23: % Students Who Use Illicit Drugs by School Sets Clear Rules on Drugs at School

% Students Who Use Illicit Drugs by School Sets Clear Rules on Drugs at School



Source: PRIDE Surveys

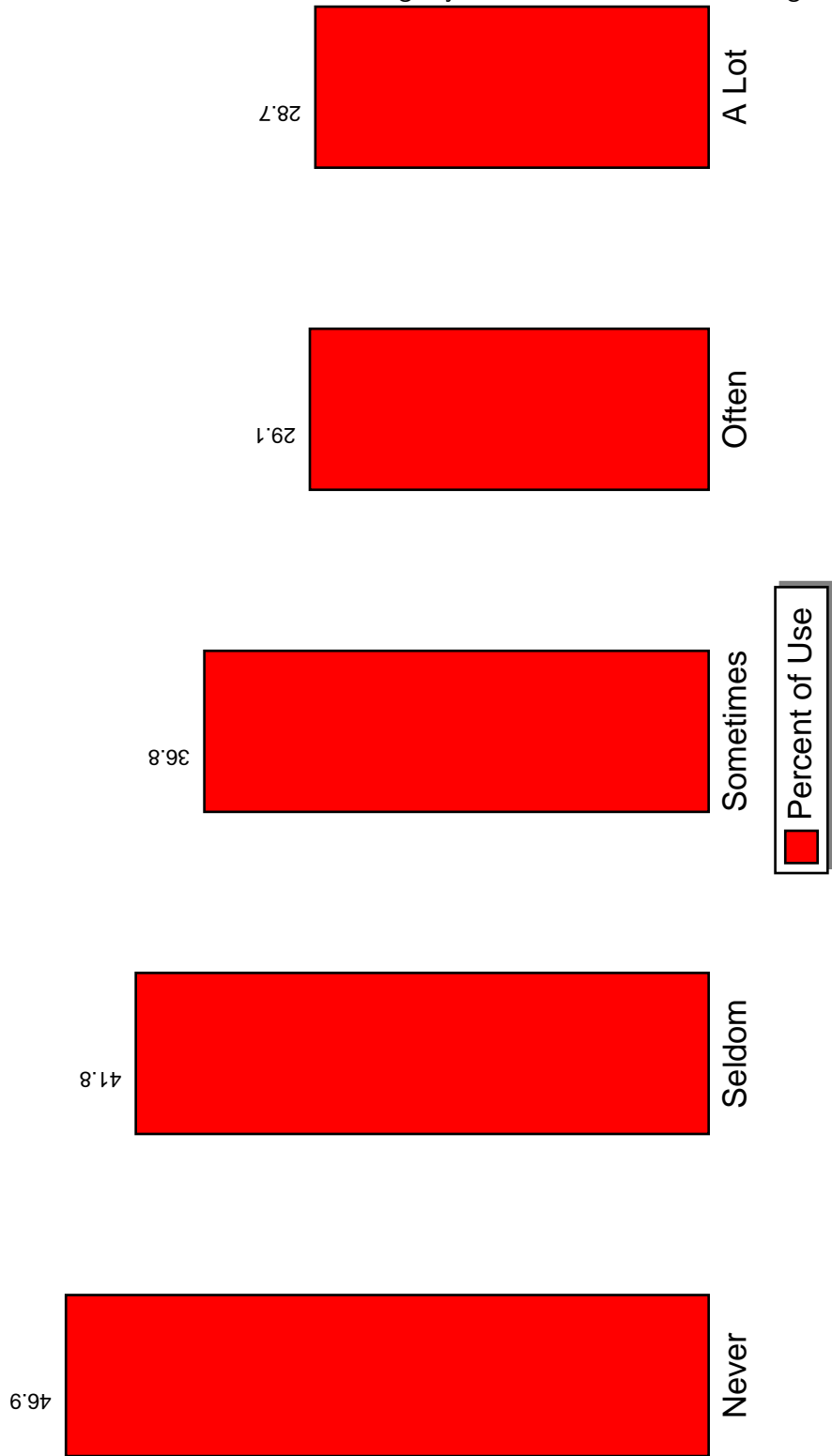
Figure 3.24: % Students Who Use Illicit Drugs by School Sets Clear Rules on Bullying at School



Source: PRIDE Surveys

Figure 3.25: % Students Who Use Illicit Drugs by School Punishes for Breaking Rules

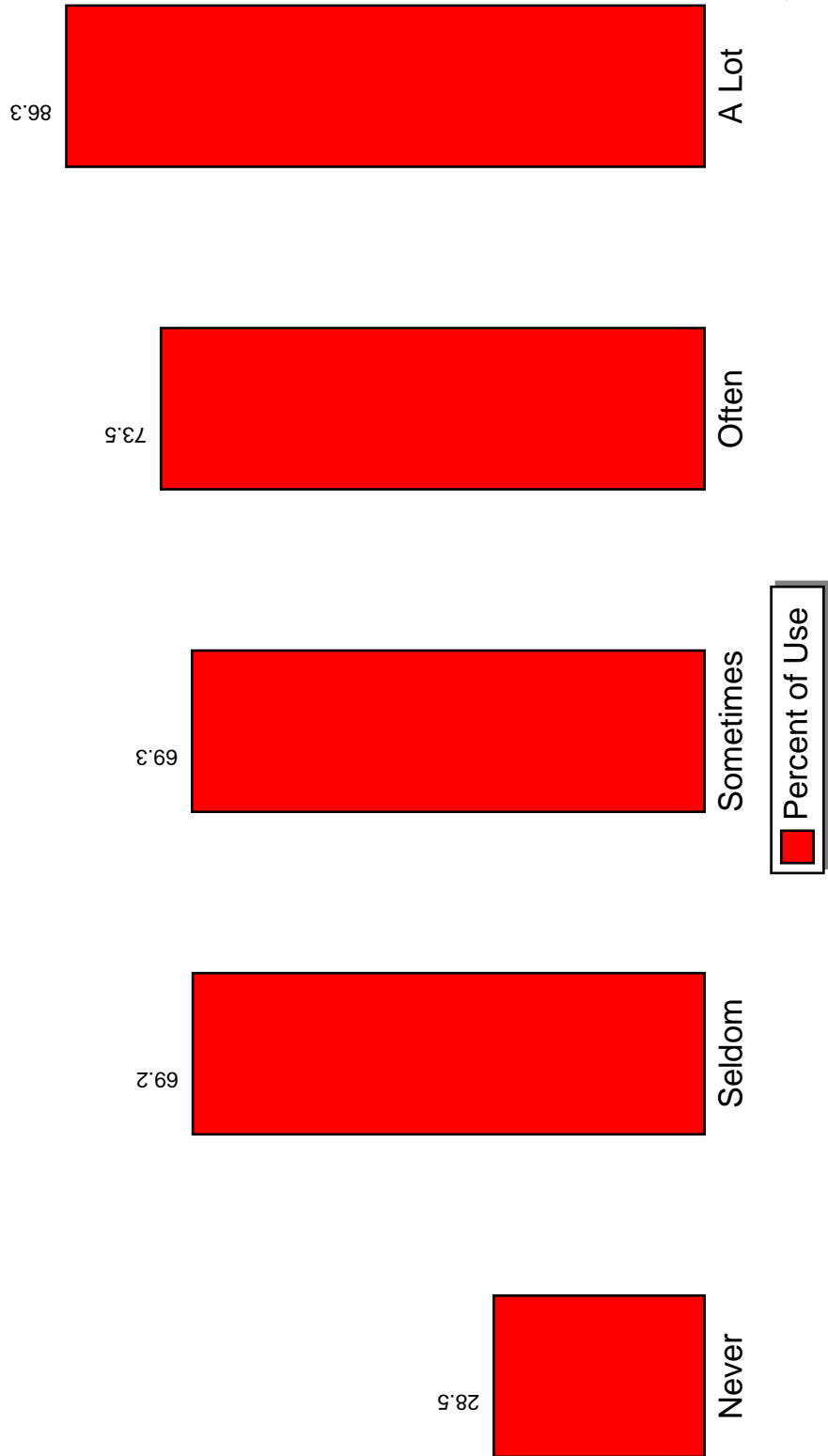
% Students Who Use Illicit Drugs by School Punishes for Breaking Rules



Source: PRIDE Surveys

**% Students Who Use Illicit Drugs by Received Treatment for Alcohol/Drug Use**

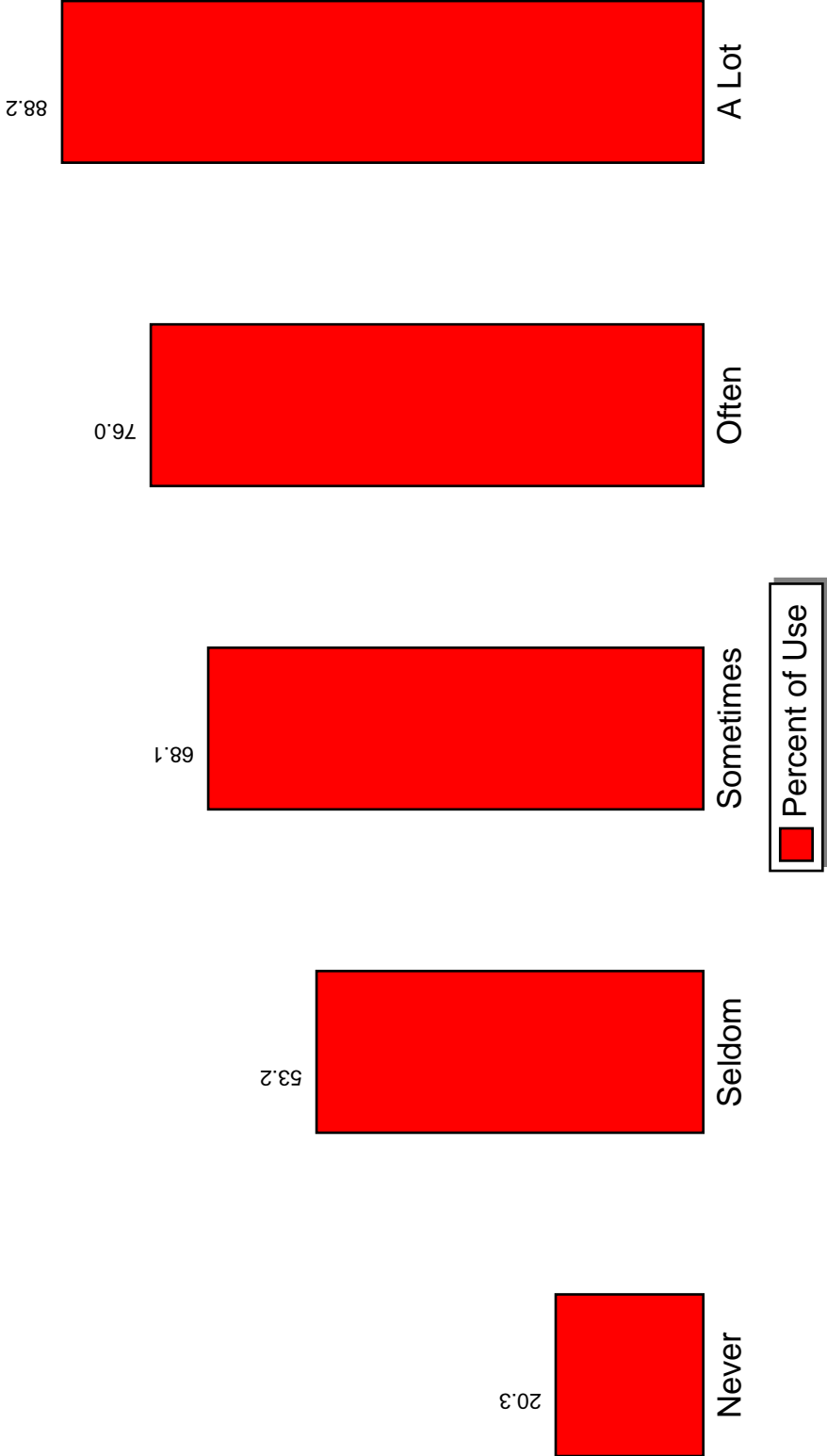
Figure 3.26: % Students Who Use Illicit Drugs by Received Treatment for Alcohol/Drug Use



Source: PRIDE Surveys

% Students Who Use Illicit Drugs by Been Caught Using Alcohol

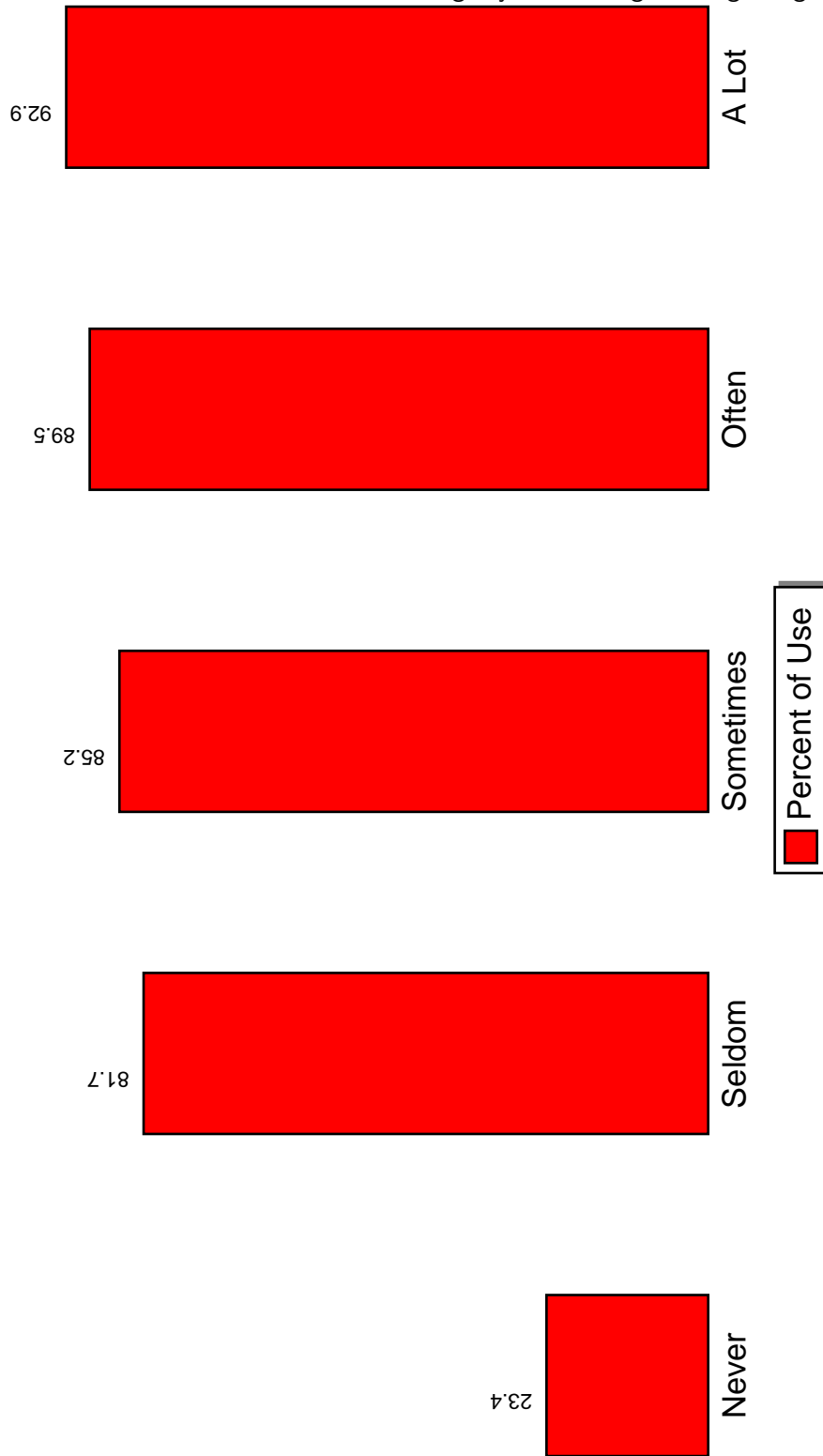
Figure 3.27: % Students Who Use Illicit Drugs by Been Caught Using Alcohol



Source: PRIDE Surveys

**% Students Who Use Illicit Drugs by  
Been Caught Using Drugs**

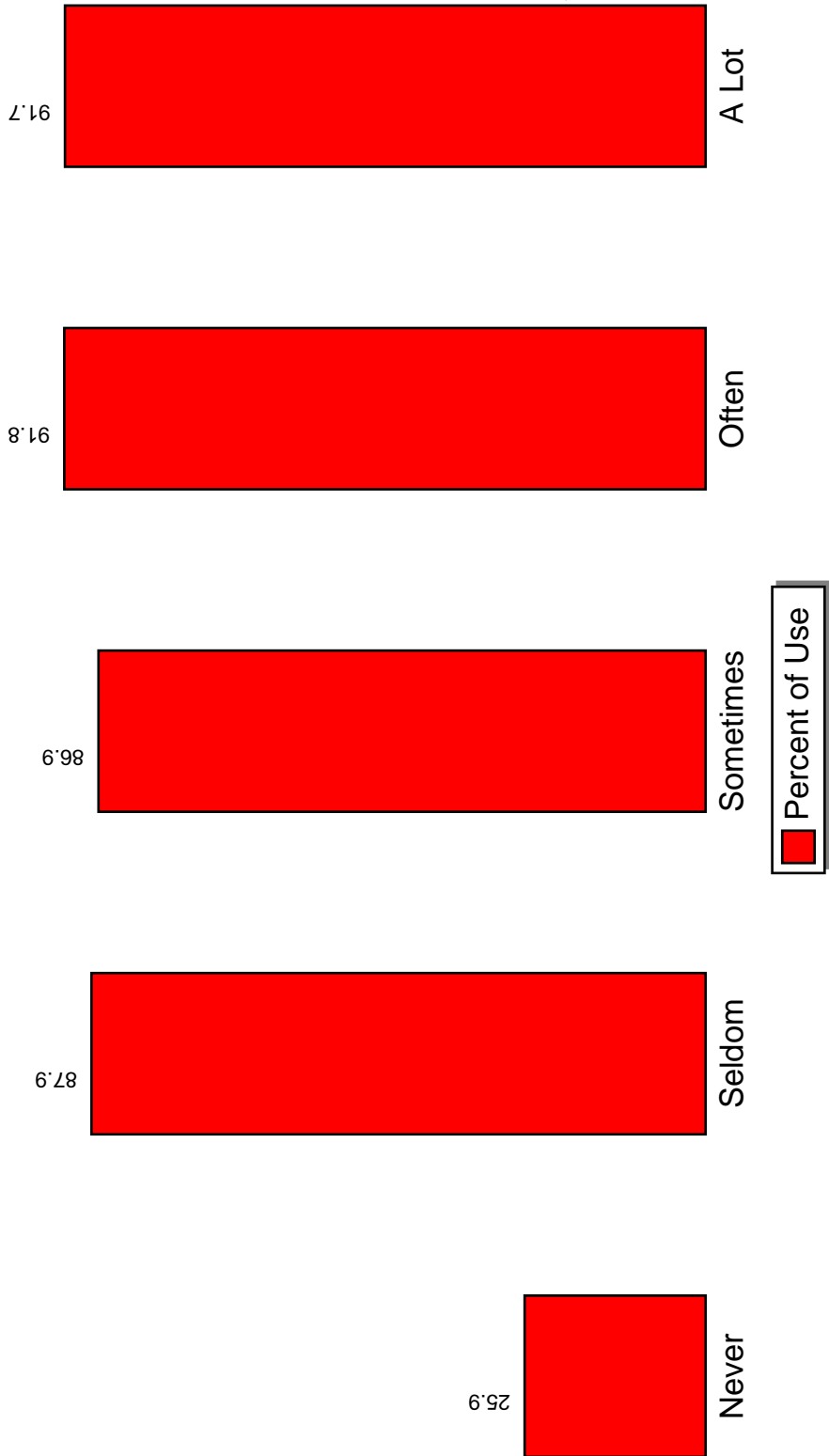
Figure 3.28: % Students Who Use Illicit Drugs by Been Caught Using Drugs



Source: PRIDE Surveys

% Students Who Use Illicit Drugs by Buy/Sell Drugs at School

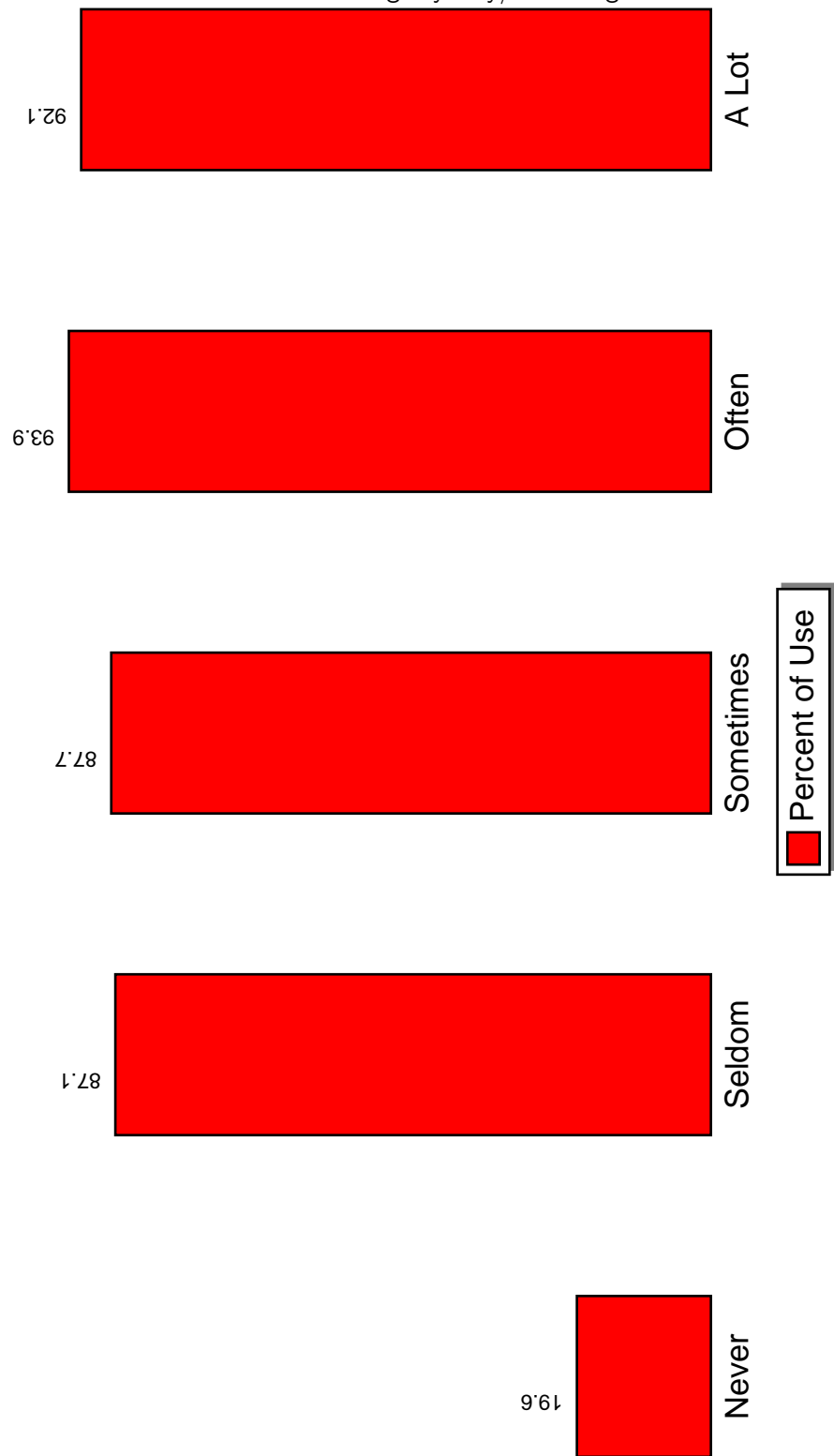
Figure 3.29: % Students Who Use Illicit Drugs by Buy/Sell Drugs at School



Source: PRIDE Surveys

**% Students Who Use Illicit Drugs by Buy/Sell Drugs While NOT at School**

Figure 3.30: % Students Who Use Illicit Drugs by Buy/Sell Drugs While NOT at School

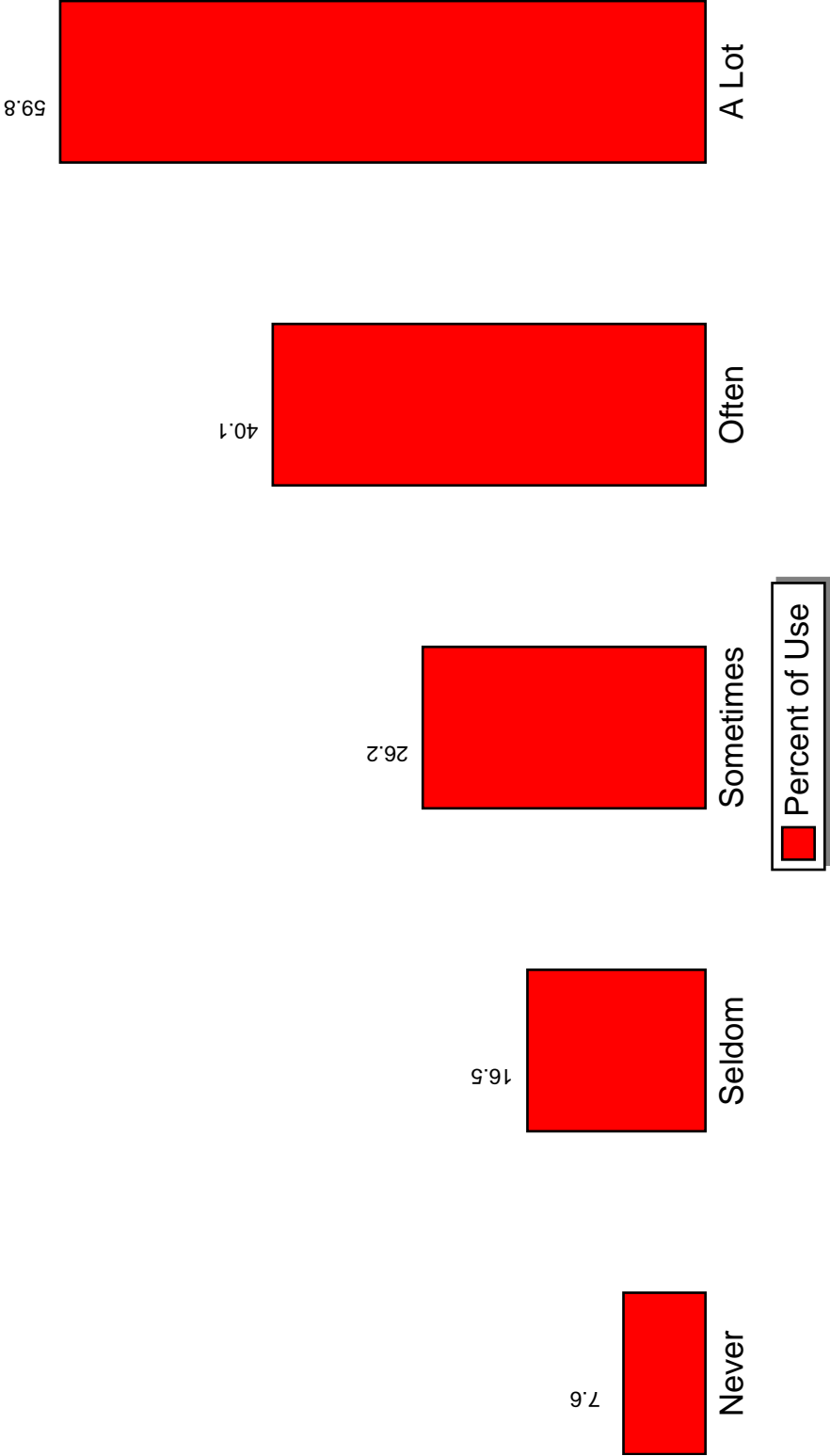


Source: PRIDE Surveys



# % Students Who Use Illicit Drugs by Friends Use Alcohol

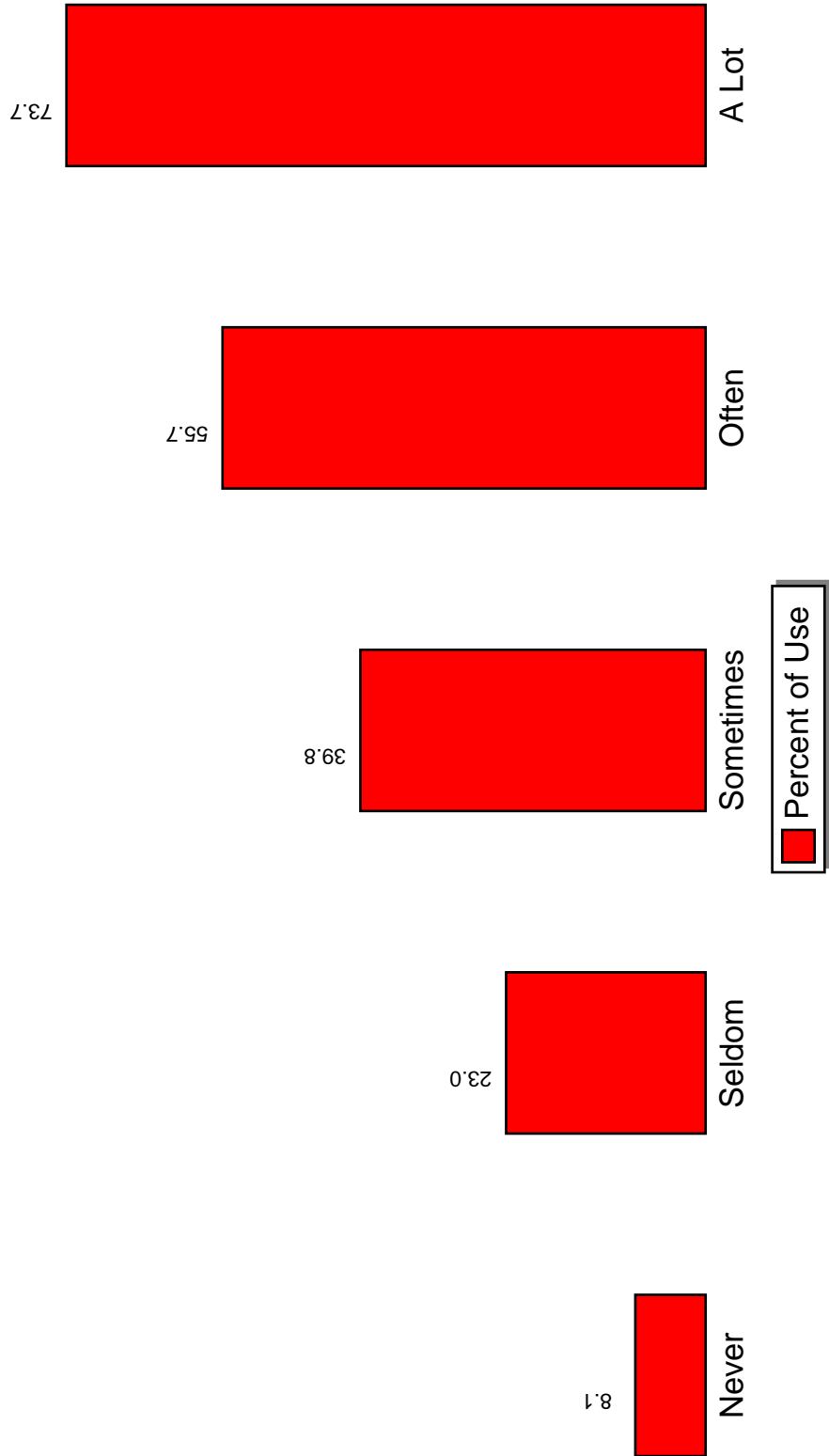
Figure 3.31: % Students Who Use Illicit Drugs by Friends Use Alcohol



Source: PRIDE Surveys

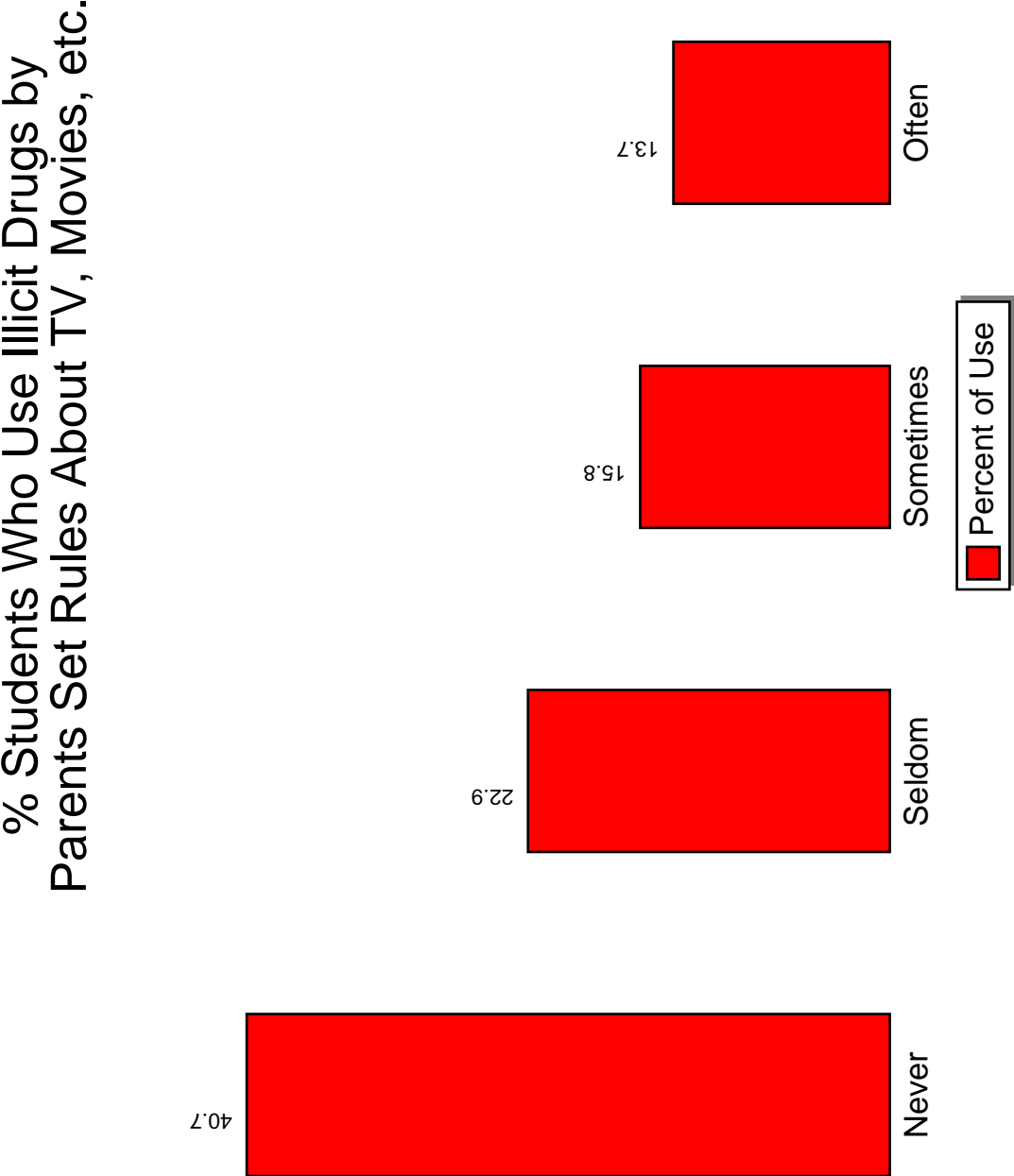
# % Students Who Use Illicit Drugs by Friends Use Drugs

Figure 3.32: % Students Who Use Illicit Drugs by Friends Use Drugs



Source: PRIDE Surveys

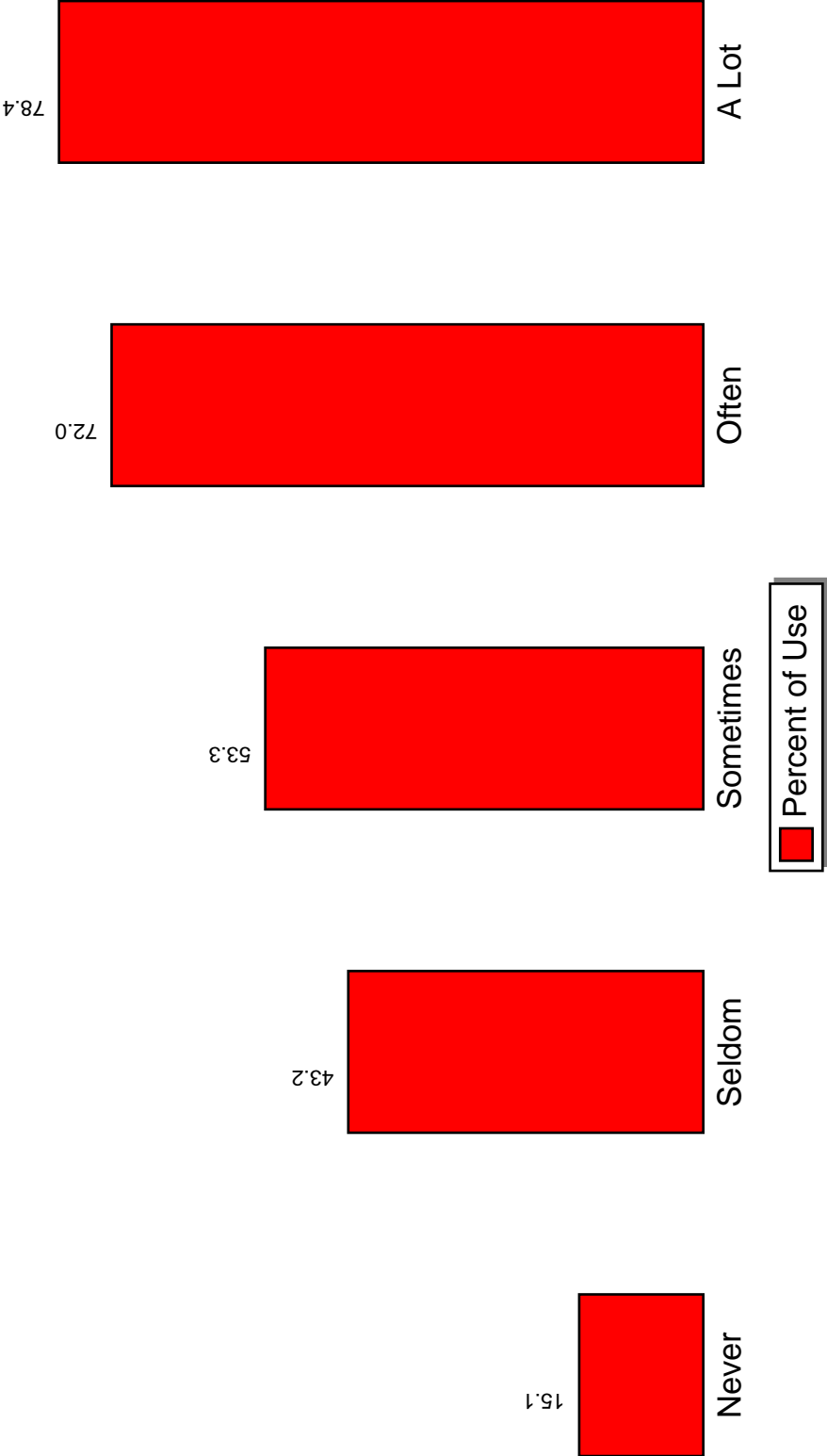
Figure 3.33: % Students Who Use Illicit Drugs by Parents Set Rules About TV, Movies, etc.



Source: PRIDE Surveys

**% Students Who Use Illicit Drugs by Drinking 5 or More Glasses of Alcohol**

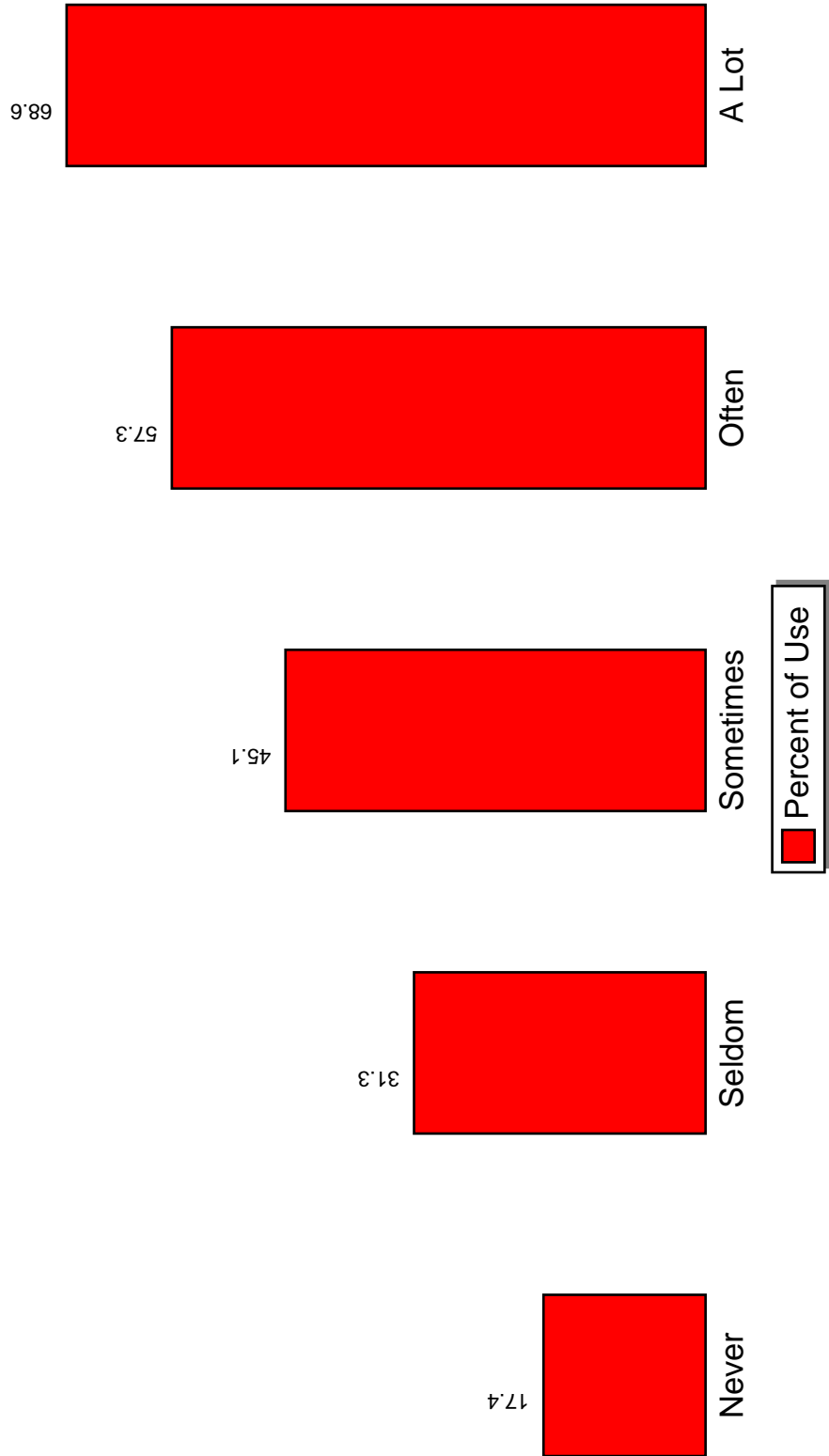
Figure 3.34: % Students Who Use Illicit Drugs by Drinking 5 or More Glasses of Alcohol



Source: PRIDE Surveys

# % Students Who Use Illicit Drugs by Skipped School

Figure 3.35: % Students Who Use Illicit Drugs by Skipped School



Source: PRIDE Surveys

## Chapter 4

# Summary Statistics

The following graphs and tables summarize some of the *Student Information* questions in regards to drug use. These data are calculated by examining specific subsets of your population. For example, a percentage is calculated for students who report carrying a gun and their liquor use. This percentage is calculated as follows:

$$\frac{\text{Number of those reporting carrying a gun to school and claiming to use liquor}}{\text{Number of those reporting carrying a gun and validly responding to the question *How Often Do You Use Liquor*}}$$

The *Ratio* describes the relationship between the groups examined on each graph. For example, in looking at Guns vs No Guns if the cocaine ratio were 5.3 this would mean the percentage of students who report cocaine use was 5.3 times higher for students who report bringing a gun to school compared to those who don't.

## 4.1 Guns

Total number of students surveyed = 4746

153 students report carrying a gun to school. (3.4% of total responding)

Of the 153 students who report carrying a gun to school,

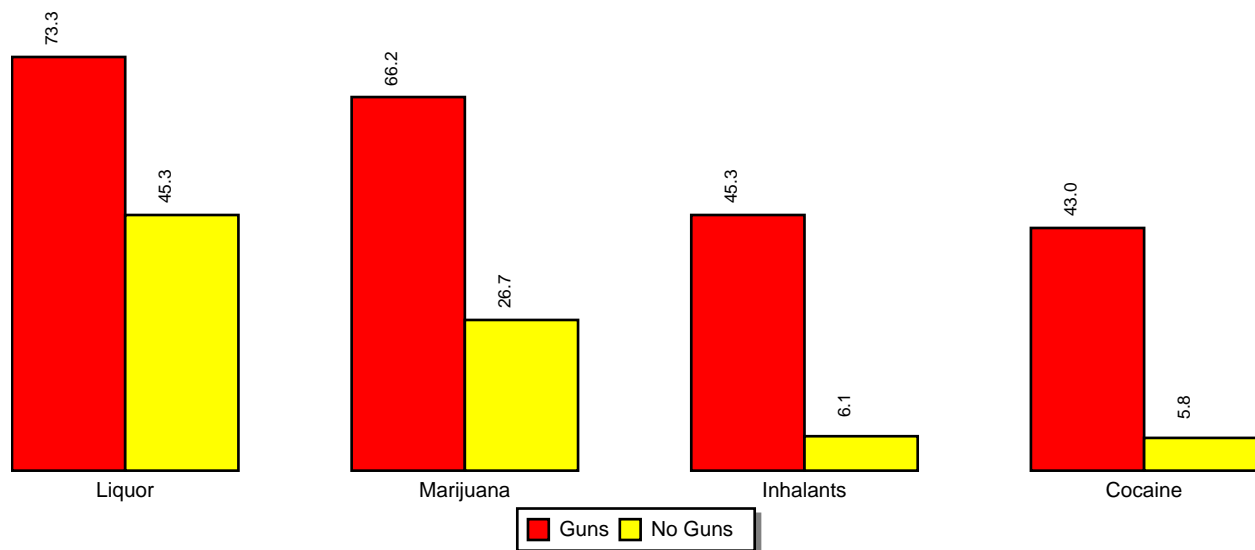
110 report using liquor (73.3%)

100 report using marijuana (66.2%).

68 report using inhalants (45.3%).

65 report using cocaine (43.0%).

Figure 4.1: Drug Use of Students Who Carry Guns vs Students Who Do Not  
 Drug Use of Students Who Carry Guns vs Students Who Do Not



Source: PRIDE Surveys

Drug	Guns	No Guns	Ratio
Liquor	73.3%	45.3%	1.6
Marijuana	66.2%	26.7%	2.5
Cocaine	43.0%	5.8%	7.4
Inhalants	45.3%	6.1%	7.4
N of Students	153	4334	

## 4.2 Gangs

Total number of students surveyed = 4746

687 students report taking part in gang activities, (14.7% of total responding)

Of the 687 students who report taking part in gang activities,

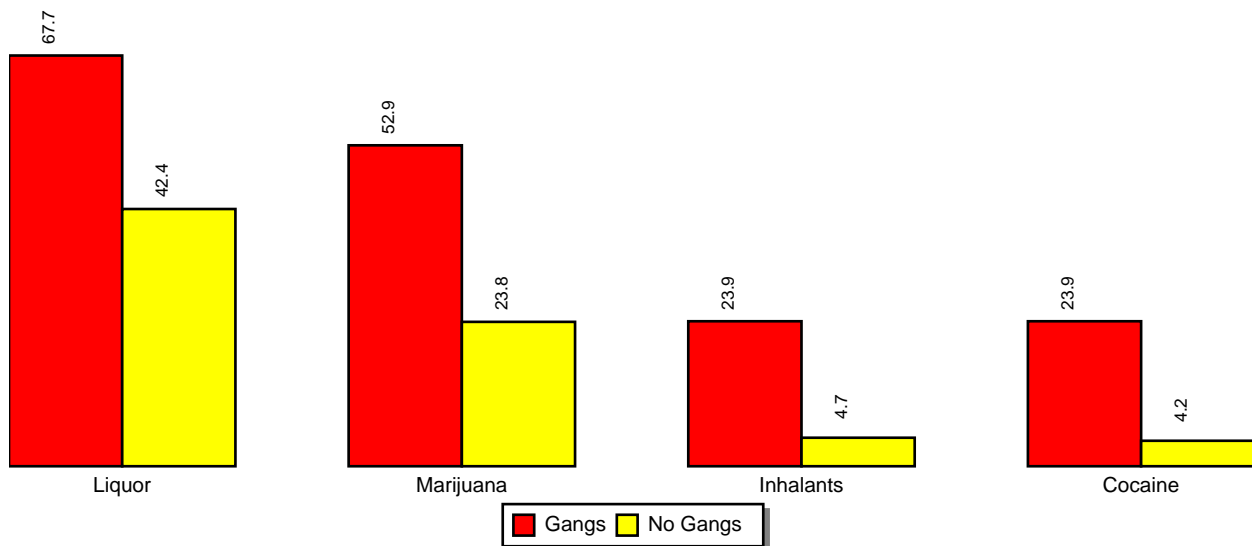
452 report using liquor (67.7%)

354 report using marijuana (52.9%).

158 report using inhalants (23.9%).

158 report using cocaine (23.9%).

Figure 4.2: Drug Use of Students In Gangs vs Students Not In Gangs  
Drug Use of Students In Gangs vs Students Not In Gangs



Source: PRIDE Surveys

Drug	Gangs	No Gangs	Ratio
Liquor	67.7%	42.4%	1.6
Marijuana	52.9%	23.8%	2.2
Cocaine	23.9%	4.2%	5.7
Inhalants	23.9%	4.7%	5.1
N of Students	687	3986	



### 4.3 Suicide

Total number of students surveyed = 4746

419 students report thinking *Often* or *A Lot* about committing suicide. (8.9% of total responding)

Of the 419 students thinking *Often* or *A Lot* about committing suicide,

285 report using liquor (69.5%)

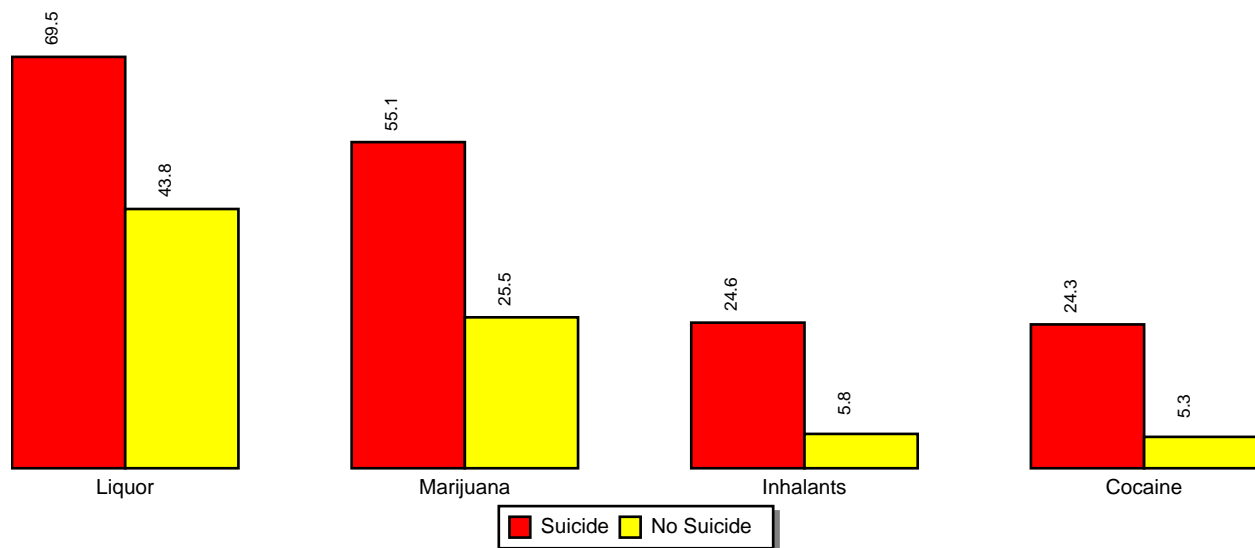
228 report using marijuana (55.1%).

101 report using inhalants (24.6%).

100 report using cocaine (24.3%).

Figure 4.3: Drug Use of Students Who Think of Suicide

Drug Use of Students Who Think of Suicide Often or a Lot vs Students Who Do Not



Source: PRIDE Surveys

Drug	Suicide	No Suicide	Ratio
Liquor	69.5%	43.8%	1.6
Marijuana	55.1%	25.5%	2.2
Cocaine	24.3%	5.3%	4.6
Inhalants	24.6%	5.8%	4.2
N of Students	419	4267	

### 4.4 Threatening Behaviors

Total number of students surveyed = 4746

1890 students report threatening to harm another student. (42.1% of total responding)

Of the 1890 students who report threatening to harm,

128 report carrying a gun to school (6.8%)

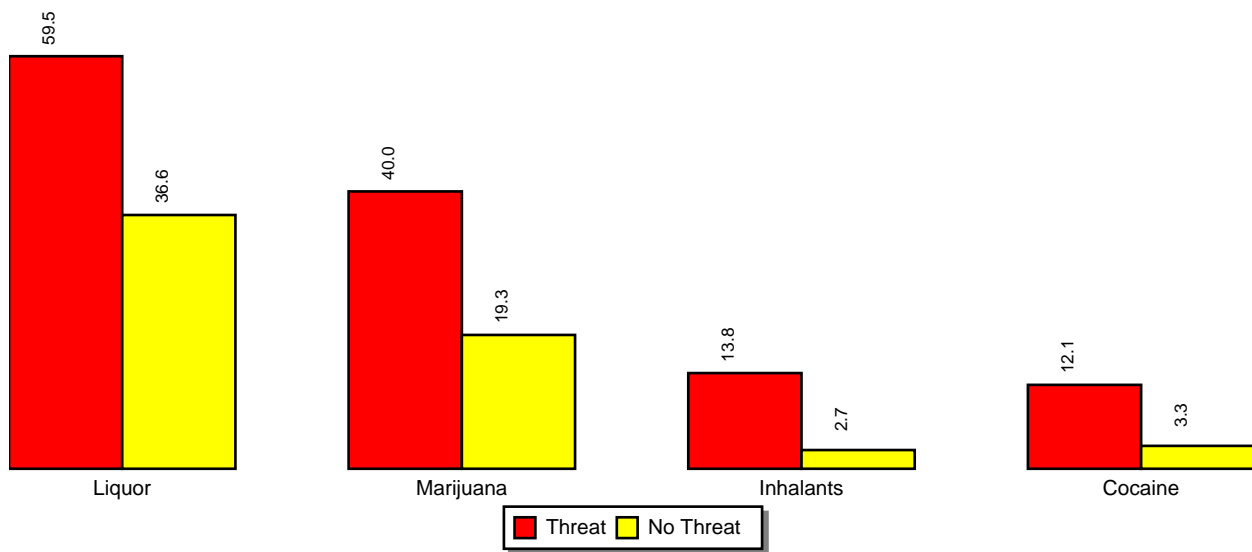
1109 report using liquor (59.5%)

748 report using marijuana (40.0%).

257 report using inhalants (13.8%).

225 report using cocaine (12.1%).

Figure 4.4: Drug Use of Students Who Threaten vs Students Who Do Not  
Drug Use of Students Who Threaten vs Students Who Do Not



Source: PRIDE Surveys

Drug	Threat	No Threat	Ratio
Liquor	59.5%	36.6%	1.6
Marijuana	40.0%	19.3%	2.1
Cocaine	12.1%	3.3%	3.7
Inhalants	13.8%	2.7%	5.1
N of Students	1890	2602	

## 4.5 Trouble With The Police

Total number of students surveyed = 4746

1194 students report getting in trouble with the police. (25.7% of total responding)

Of the 1194 students who report getting in trouble with the police,

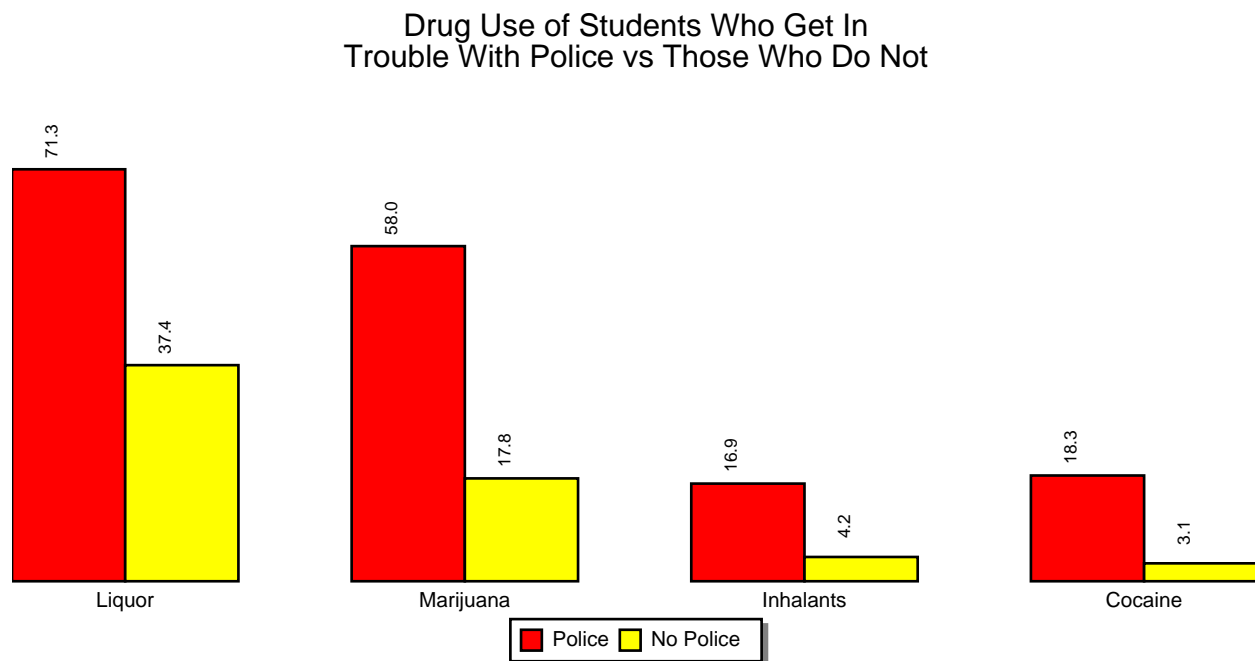
834 report using liquor (71.3%)

679 report using marijuana (58.0%).

197 report using inhalants (16.9%).

213 report using cocaine (18.3%).

Figure 4.5: Drug Use of Students Who Get In Trouble With Police vs Those Who Do Not



Drug	Police	No Police	Ratio
Liquor	71.3%	37.4%	1.9
Marijuana	58.0%	17.8%	3.3
Cocaine	18.3%	3.1%	5.9
Inhalants	16.9%	4.2%	4.0
N of Students	1194	3456	

## 4.6 Personal Safety

Total number of students surveyed = 4746

1091 students report being afraid another student will hurt them at school. (24.6% of total responding)

Of these 1091 students, 75 report carrying a gun to school (6.9%).

900 students report getting hurt at school. (20.2% of total responding)

Of these 900 students, 91 report carrying a gun to school (10.1%).

## 4.7 Risk and Protective Factors

A *risk factor* is any characteristic which researchers have linked to a higher incidence of drug use. A *protective factor* is any characteristic which has been linked to a lower incidence of drug use. The following analysis of local risk and protective factors does not consider any cause and effect, only a *relationship* between student characteristics and drug use. Community, School, Family and Individual risk and protective factors are grouped accordingly and discussed.

### 4.7.1 Community - Risk Factors

FACTOR	% AT RISK
Join in community activities ( <i>Never/Seldom</i> )	58.2%
Attend church or synagogue ( <i>Never/Seldom</i> )	38.2%
Take part in gangs ( <i>Seldom/Some/Often/A Lot</i> )	14.7%
Substance Availability ( <i>Fairly/Very Easy to get</i> )	
Cigarettes	65.2%
Smokeless Tobacco	57.0%
Cigars	48.8%
Beer	61.0%
Wine Coolers	58.5%
Liquor	54.8%
Marijuana	47.1%
Cocaine	24.5%
Uppers	24.1%
Downers	26.5%
Inhalants	36.7%
Hallucinogens	21.8%
Heroin	19.3%
Steroids	21.7%
Ecstasy	21.1%
OxyContin	24.6%

The above survey results show community risk factors. These factors include *low neighborhood attachment* (never or seldom participate in community activities, church or synagogue); *community disorganization and norms favorable toward drug use* (student participation in gangs); and *availability of alcohol and other drugs* (fairly or very easy to get alcohol and other drugs). Note that a higher risk factor indicates an increased probability of involvement in drug use.

### 4.7.2 Community - Protective Factors

FACTOR	% PROTECTED
Join in community activities ( <i>Often/A Lot</i> )	24.1%
Attend church or synagogue ( <i>Often/A Lot</i> )	41.1%
Take part in gangs ( <i>Never</i> )	85.3%
<b>Substance Availability (<i>Cannot Get</i>)</b>	
Cigarettes	27.7%
Smokeless Tobacco	36.2%
Cigars	40.0%
Beer	26.6%
Wine Coolers	29.0%
Liquor	31.7%
Marijuana	39.8%
Cocaine	54.5%
Uppers	55.7%
Downers	54.6%
Inhalants	51.6%
Hallucinogens	57.2%
Heroin	59.1%
Steroids	58.4%
Ecstasy	58.0%
OxyContin	56.5%

The above survey results show community protective factors. These factors include *supportive networks and social bonds* (participate in community activities, church or synagogue often or a lot); *community organization and norms favorable to support non-use among youth* (never participate in gangs); and *limited availability of alcohol and other drugs* (cannot get alcohol and other drugs). Note that a higher protective factor indicates a decreased probability of involvement in drug use.

### 4.7.3 School - Risk Factors

FACTOR	% AT RISK
Make good grades ( <i>Never/Seldom</i> )	4.2%
Play on school sports teams ( <i>Never/Seldom</i> )	48.1%
Join in school activities ( <i>Never/Seldom</i> )	49.6%
Trouble at school ( <i>Often/A Lot</i> )	7.0%

The above survey results show school risk factors. These factors include *academic failure* (never or seldom make good grades); *low commitment to school* (never or seldom join in school activities or sports teams); and *early anti-social behavior* (get into trouble at school often or a lot).

#### 4.7.4 School - Protective Factors

FACTOR	% PROTECTED
Make good grades ( <i>Often/A Lot</i> )	68.1%
Play on school sports teams ( <i>Often/A Lot</i> )	37.5%
Join in school activities ( <i>Often/A Lot</i> )	33.3%
Trouble at school ( <i>Never/Seldom</i> )	75.9%

The above survey results show school protective factors. These factors include *high academic expectations, goal setting and mastery* (make good grades often or a lot); *active involvement in extracurricular activities sponsored by the school* (join in school activities or sports teams often or a lot); and *pro-social development* (never or seldom get into trouble at school).

#### 4.7.5 Family - Risk Factors

FACTOR	% AT RISK
Parents talk about tobacco ( <i>Never/Seldom</i> )	43.0%
Parents talk about alcohol ( <i>Never/Seldom</i> )	42.9%
Parents talk about drugs ( <i>Never/Seldom</i> )	39.4%
Parents set clear rules ( <i>Never/Seldom</i> )	12.4%
Parents enforce rules ( <i>Never/Seldom</i> )	20.2%

The above survey results show family risk factors. These factors include *weak parental attitudes towards use* (parents never or seldom talk to their children about the harmful effects of using drugs); and *family management problems* (parents never or seldom set clear rules and never or seldom enforce those rules).

#### 4.7.6 Family - Protective Factors

FACTOR	% PROTECTED
Parents talk about tobacco ( <i>Often/A Lot</i> )	28.6%
Parents talk about alcohol ( <i>Often/A Lot</i> )	29.6%
Parents talk about drugs ( <i>Often/A Lot</i> )	33.9%
Parents set clear rules ( <i>Often/A Lot</i> )	68.8%
Parents enforce rules ( <i>Often/A Lot</i> )	55.9%

The above survey results show family protective factors. These factors include *strong parental attitudes against adolescent drug use* (parents talk to their children about the harmful effects of using drugs often or a lot); *parents' clear expectations of their children* (parents set clear rules often or a lot); and *discipline* (parents punish their children often or a lot when they break the rules).

### 4.7.7 Individual - Risk Factors

FACTOR	% AT RISK
Threaten students ( <i>One or more times</i> )	42.1%
Trouble with police ( <i>Seldom/Sometimes/Often/A Lot</i> )	25.7%
Think about suicide ( <i>Often/A Lot</i> )	8.9%
Harmful to health ( <i>No/Some Harm</i> )	
Cigarettes	18.6%
Smokeless Tobacco	20.0%
Cigars	25.4%
Beer	46.1%
Wine Coolers	61.6%
Liquor	33.6%
Marijuana	24.1%
Cocaine	6.6%
Uppers	8.5%
Downers	14.1%
Inhalants	14.5%
Hallucinogens	8.9%
Heroin	5.5%
Steroids	12.9%
Ecstasy	7.5%
OxyContin	9.0%

The above survey results show individual risk factors. These include *anti-social behavior in early adolescence and rebelliousness* (threaten to harm others and get in trouble with the police); *alienation* (think about suicide often or a lot); and *favorable attitudes towards drug use* (feel drugs are not harmful, sometimes harmful).



### 4.7.8 Individual - Protective Factors

FACTOR	% PROTECTED
Threaten students ( <i>Never</i> )	57.9%
Trouble with police ( <i>Never</i> )	74.3%
Think about suicide ( <i>Never/Seldom</i> )	81.7%
<hr/>	
Harmful to health ( <i>Very Much</i> )	
Cigarettes	47.2%
Smokeless Tobacco	44.9%
Cigars	39.3%
Beer	26.8%
Wine Coolers	18.9%
Liquor	34.2%
Marijuana	56.8%
Cocaine	81.2%
Uppers	75.9%
Downers	64.0%
Inhalants	63.4%
Hallucinogens	74.3%
Heroin	83.1%
Steroids	63.1%
Ecstasy	77.4%
OxyContin	75.0%

The above survey results show individual protective factors. These include *respect for authority* (never threaten to harm students or teachers and never get into trouble with the police); *feeling of belonging*, *higher respect for self* (think about suicide never or seldom); and *unfavorable attitudes towards drug use* (feel drugs are very much harmful).

## Chapter 5

# Drug-Free Communities Support Program - OJJDP Required Statistics

The following tables contain data that is requested by the Office of Juvenile Justice and Drug Prevention on the Drug-Free Communities Support Program form. Some of the wording of questions asked by the OJJDP differ somewhat from those asked by the **PRIDE Surveys Questionnaire**. The following is a list of the OJJDP requested statistics and their **PRIDE Surveys** equivalent. The **PRIDE Surveys Questionnaire** can be used to reliably measure and monitor change in all of these areas.

**30-Day Use** The question *How often do you use* is used to measure this statistic by reporting the percentage of students who report using *Once a Month* or more often.

**Perception of Risk** The question *Do you feel the following drugs are harmful to your health* is used to measure this statistic by reporting the percentage of students who report that using the drug is *Harmful* or *Very Harmful* to their health.

**Perception of Disapproval** The question *Would your parents disapprove of you...* and *Would your friends disapprove of you...* are used to measure this statistic by reporting the percentage of students who report that parents/friends would *Disapprove* or *Strongly Disapprove* of using tobacco, alcohol and marijuana.

**Age of Onset** The question *At what age did you first use...* is used to measure this statistic. The possible responses to this question range from *8 or Under* to *17 or Older*. The table shows the age range that represents the average category score for this question of those students who answered the question with a response other than *Never Used*.

## 5.1 Monthly Use

Table 5.1: Monthly Use of Alcohol

Grade Level	N of Valid	N of Miss	Percent of Use
8th	2356	54	23.1
11th	2308	28	42.4
Jr Hi	2356	54	23.1
Sr Hi	2308	28	42.4
Total	4664	82	32.7

Table 5.2: Monthly Use of Tobacco

Grade Level	N of Valid	N of Miss	Percent of Use
8th	2365	45	23.6
11th	2314	22	35.9
Jr Hi	2365	45	23.6
Sr Hi	2314	22	35.9
Total	4679	67	29.7

Table 5.3: Monthly Use of Marijuana

Grade Level	N of Valid	N of Miss	Percent of Use
8th	2327	83	12.8
11th	2299	37	20.8
Jr Hi	2327	83	12.8
Sr Hi	2299	37	20.8
Total	4626	120	16.8

## 5.2 Perception of Risk

Table 5.4: Perception of Risk of Alcohol

Grade Level	N of Valid	N of Miss	Harmful or Very Harmful
8th	2365	45	74.0
11th	2304	32	64.1
Jr Hi	2365	45	74.0
Sr Hi	2304	32	64.1
Total	4669	77	69.1

Table 5.5: Perception of Risk of Tobacco

Grade Level	N of Valid	N of Miss	Harmful or Very Harmful
8th	2366	44	87.8
11th	2299	37	87.8
Jr Hi	2366	44	87.8
Sr Hi	2299	37	87.8
Total	4665	81	87.8

Table 5.6: Perception of Risk of Marijuana

Grade Level	N of Valid	N of Miss	Harmful or Very Harmful
8th	2336	74	82.5
11th	2283	53	69.2
Jr Hi	2336	74	82.5
Sr Hi	2283	53	69.2
Total	4619	127	75.9

### 5.3 Perception of Disapproval

Table 5.7: Perception of Parents Disapproval of Tobacco

Grade Level	N of Valid	N of Miss	Disapprove or Strongly Disapprove
8th	2219	191	78.1
11th	2175	161	78.9
Jr Hi	2219	191	78.1
Sr Hi	2175	161	78.9
Total	4394	352	78.5

Table 5.8: Perception of Parents Disapproval of Alcohol

Grade Level	N of Valid	N of Miss	Disapprove or Strongly Disapprove
8th	2210	200	78.1
11th	2176	160	75.8
Jr Hi	2210	200	78.1
Sr Hi	2176	160	75.8
Total	4386	360	77.0

Table 5.9: Perception of Parents Disapproval of Marijuana

Grade Level	N of Valid	N of Miss	Disapprove or Strongly Disapprove
8th	2207	203	82.6
11th	2170	166	85.1
Jr Hi	2207	203	82.6
Sr Hi	2170	166	85.1
Total	4377	369	83.8

Table 5.10: Perception of Friends Disapproval of Tobacco

Grade Level	N of Valid	N of Miss	Disapprove or Strongly Disapprove
8th	2198	212	43.5
11th	2162	174	34.6
Jr Hi	2198	212	43.5
Sr Hi	2162	174	34.6
Total	4360	386	39.1

Table 5.11: Perception of Friends Disapproval of Alcohol

Grade Level	N of Valid	N of Miss	Disapprove or Strongly Disapprove
8th	2185	225	39.1
11th	2156	180	24.6
Jr Hi	2185	225	39.1
Sr Hi	2156	180	24.6
Total	4341	405	31.9

Table 5.12: Perception of Friends Disapproval of Marijuana

Grade Level	N of Valid	N of Miss	Disapprove or Strongly Disapprove
8th	2176	234	52.0
11th	2146	190	43.1
Jr Hi	2176	234	52.0
Sr Hi	2146	190	43.1
Total	4322	424	47.6

## 5.4 Age of First Use

Table 5.13: When did you first use any alcohol?

Grade Level	N of Valid	N of Miss	Avg Cat Score	Rounded Cat Score	Avg Age Cat
8th	2341	63	5.165	5	11
9th	6	0	0.000	0	—
11th	1990	39	6.659	7	13
12th	63	244	0.000	0	—
Jr Hi	2341	63	5.165	5	11
Sr Hi	2059	283	6.659	7	13
Total	4400	346	5.942	6	12

Table 5.14: When did you first use any tobacco?

Grade Level	N of Valid	N of Miss	Avg Cat Score	Rounded Cat Score	Avg Age Cat
8th	2350	58	4.677	5	11
9th	2	0	0.000	0	—
11th	2121	35	6.012	6	12
12th	26	154	0.000	0	—
Jr Hi	2350	58	4.677	5	11
Sr Hi	2149	189	6.012	6	12
Total	4499	247	5.379	5	11

Table 5.15: When did you first use marijuana?

Grade Level	N of Valid	N of Miss	Avg Cat Score	Rounded Cat Score	Avg Age Cat
8th	2335	75	6.106	6	12
11th	2287	49	7.994	8	14
Jr Hi	2335	75	6.106	6	12
Sr Hi	2287	49	7.994	8	14
Total	4622	124	7.355	7	13

## Chapter 6

# Percentage Tables

This chapter contains your school survey results in tabular form. Each table corresponds to an item on the questionnaire. The tables contain percentage data by grade level, *Junior High* (grades 6 through 8), *Senior High* (grades 9 through 12), and *Total*. The *N of Valid* column contains the number of students responding to the item and the *N of Missing* column contains the number of students not responding to the item. The remaining columns contain the percentages of students responding to the particular response categories.

The percentage tables of the report appear in the same order as corresponding questions on the questionnaire. The Table of Contents contains the percentage tables by section and gives the page number where each section is located. The List of Tables contains the location of each individual table.

The last section of tables presents the frequency of drug use *How Often Do You Use* data with the categories *collapsed* as follows:

- Daily Use – Every Day
- Weekly Use – Once/Week + 3 Times/Week + Every Day
- Monthly Use – Once/Month + Twice/Month + Once/Week + 3 Times/Week + Every Day
- Annual Use – Once/Year + 6 Times/Year + Once/Month + Twice/Month + Once/Week + 3 Times/Week + Every Day

Three additional drug use categories have been created for the question *How Often Do You Use* by combining the existing data. A *Tobacco Use* category was created by looking at the responses on each questionnaire on the tobacco categories and taking the highest value as the value for *Tobacco Use*. The *Alcohol Use* category was created by looking at the responses on each questionnaire on the alcohol categories. The category of *Illicit Drug Use* was created in the same way by looking at the illicit drug categories. Therefore, the *Tobacco Use* category represents any tobacco use regardless of the type of tobacco, the *Alcohol Use* category represents any alcohol use regardless of the type of alcohol and the *Illicit Drug Use* category represents any illicit drug use regardless of the type of drug.



## 6.1 Personal & Family Information

Table 6.1: Ethnic Origin

Grade Level	N of Valid	N of Miss	White	African American	Hispanic Latino	Asian PaclsIndr	Native American	Mixed Origin	Other
8th	2335	75	94.7	0.9	0.6	0.2	0.7	2.0	1.0
11th	2304	32	92.8	1.7	0.6	1.1	0.6	2.0	1.3
Jr Hi	2335	75	94.7	0.9	0.6	0.2	0.7	2.0	1.0
Sr Hi	2304	32	92.8	1.7	0.6	1.1	0.6	2.0	1.3
Total	4639	107	93.7	1.3	0.6	0.6	0.6	2.0	1.1

Table 6.2: Sex

Grade Level	N of Valid	N of Miss	Male	Female
8th	2270	140	49.7	50.3
11th	2235	101	47.7	52.3
Jr Hi	2270	140	49.7	50.3
Sr Hi	2235	101	47.7	52.3
Total	4505	241	48.7	51.3

Table 6.3: Age

Grade Level	N of Valid	N of Miss	-10	11	12	13	14	15	16	17	18	19+
8th	2357	53	0.0	0.0	0.0	25.7	62.3	11.2	0.6	0.1	0.0	0.0
11th	2327	9	0.0	0.0	0.0	0.0	0.0	0.1	29.2	63.4	6.7	0.5
Jr Hi	2357	53	0.0	0.0	0.0	25.7	62.3	11.2	0.6	0.1	0.0	0.0
Sr Hi	2327	9	0.0	0.0	0.0	0.0	0.0	0.1	29.2	63.4	6.7	0.5
Total	4684	62	0.0	0.0	0.0	12.9	31.4	5.7	14.8	31.5	3.3	0.3

Table 6.4: Do you live with:

Grade Level	N of Valid	N of Miss	Both Parents	Mother Only	Father Only	Mother & Stepfather	Father & Stepmother	Other
8th	2347	63	56.9	13.3	3.7	15.8	4.3	6.1
11th	2327	9	60.3	14.1	3.9	11.7	3.7	6.2
Jr Hi	2347	63	56.9	13.3	3.7	15.8	4.3	6.1
Sr Hi	2327	9	60.3	14.1	3.9	11.7	3.7	6.2
Total	4674	72	58.6	13.7	3.8	13.8	4.0	6.1

Table 6.5: Do you have a job?

Grade Level	N of Valid	N of Miss	Yes, Full-time	Yes, Part-time	No
8th	2298	112	0.8	17.8	81.3
11th	2279	57	2.3	36.9	60.8
Jr Hi	2298	112	0.8	17.8	81.3
Sr Hi	2279	57	2.3	36.9	60.8
Total	4577	169	1.6	27.3	71.1

Table 6.6: Does your father have a job?

Grade Level	N of Valid	N of Miss	Yes, Full-time	Yes, Part-time	No
8th	2225	185	74.3	9.0	16.7
11th	2247	89	82.6	4.0	13.3
Jr Hi	2225	185	74.3	9.0	16.7
Sr Hi	2247	89	82.6	4.0	13.3
Total	4472	274	78.5	6.5	15.0

Table 6.7: Does your mother have a job?

Grade Level	N of Valid	N of Miss	Yes, Full-time	Yes, Part-time	No
8th	2202	208	52.9	17.9	29.2
11th	2202	134	63.1	12.9	23.9
Jr Hi	2202	208	52.9	17.9	29.2
Sr Hi	2202	134	63.1	12.9	23.9
Total	4404	342	58.0	15.4	26.6

Table 6.8: What is the educational level of your father?

Grade Level	N of Valid	N of Miss	Some High School	High School Graduate	Some College	College Graduate
8th	2082	328	21.3	49.0	13.0	16.6
11th	2146	190	14.2	46.5	14.8	24.5
Jr Hi	2082	328	21.3	49.0	13.0	16.6
Sr Hi	2146	190	14.2	46.5	14.8	24.5
Total	4228	518	17.7	47.7	13.9	20.6

Table 6.9: What is the educational level of your mother?

Grade Level	N of Valid	N of Miss	Some High School	High School Graduate	Some College	College Graduate
8th	2135	275	16.8	42.4	17.8	23.0
11th	2173	163	12.2	39.3	17.8	30.7
Jr Hi	2135	275	16.8	42.4	17.8	23.0
Sr Hi	2173	163	12.2	39.3	17.8	30.7
Total	4308	438	14.5	40.8	17.8	26.9

## 6.2 Student Characteristics

Table 6.10: Do you make good grades?

Grade Level	N of Valid	N of Miss	Never	Seldom	Sometimes	Often	A Lot
8th	2393	17	0.9	4.1	31.4	37.6	26.0
11th	2334	2	0.7	2.7	23.9	37.9	34.9
Jr Hi	2393	17	0.9	4.1	31.4	37.6	26.0
Sr Hi	2334	2	0.7	2.7	23.9	37.9	34.9
Total	4727	19	0.8	3.4	27.7	37.7	30.4

Table 6.11: Do you get into trouble at school?

Grade Level	N of Valid	N of Miss	Never	Seldom	Sometimes	Often	A Lot
8th	2386	24	26.7	40.8	22.3	6.6	3.6
11th	2323	13	45.2	39.4	11.7	2.5	1.1
Jr Hi	2386	24	26.7	40.8	22.3	6.6	3.6
Sr Hi	2323	13	45.2	39.4	11.7	2.5	1.1
Total	4709	37	35.8	40.1	17.1	4.6	2.4

Table 6.12: Do you take part in school sports teams?

Grade Level	N of Valid	N of Miss	Never	Seldom	Sometimes	Often	A Lot
8th	2335	75	33.6	12.2	14.6	12.2	27.4
11th	2289	47	37.1	13.2	14.3	10.9	24.4
Jr Hi	2335	75	33.6	12.2	14.6	12.2	27.4
Sr Hi	2289	47	37.1	13.2	14.3	10.9	24.4
Total	4624	122	35.4	12.7	14.4	11.6	25.9

Table 6.13: Do you take part in school activities such as band, clubs, etc?

Grade Level	N of Valid	N of Miss	Never	Seldom	Sometimes	Often	A Lot
8th	2377	33	38.2	15.4	15.8	12.2	18.3
11th	2323	13	30.0	15.5	18.3	15.6	20.5
Jr Hi	2377	33	38.2	15.4	15.8	12.2	18.3
Sr Hi	2323	13	30.0	15.5	18.3	15.6	20.5
Total	4700	46	34.1	15.5	17.1	13.9	19.4

Table 6.14: Do you take part in community activities such as scouts, rec. teams, youth clubs, etc?

Grade Level	N of Valid	N of Miss	Never	Seldom	Sometimes	Often	A Lot
8th	2369	41	43.9	17.5	15.2	11.7	11.7
11th	2321	15	37.1	17.8	20.2	13.1	11.7
Jr Hi	2369	41	43.9	17.5	15.2	11.7	11.7
Sr Hi	2321	15	37.1	17.8	20.2	13.1	11.7
Total	4690	56	40.6	17.7	17.7	12.4	11.7

Table 6.15: Do you attend church, synagogue, etc.?

Grade Level	N of Valid	N of Miss	Never	Seldom	Sometimes	Often	A Lot
8th	2369	41	18.0	16.3	20.9	17.4	27.4
11th	2304	32	23.4	18.8	20.5	13.2	24.0
Jr Hi	2369	41	18.0	16.3	20.9	17.4	27.4
Sr Hi	2304	32	23.4	18.8	20.5	13.2	24.0
Total	4673	73	20.7	17.5	20.7	15.3	25.7

Table 6.16: Have you threatened to harm a teacher?

Grade Level	N of Valid	N of Miss	Never	Seldom	Sometimes	Often	A Lot
8th	2348	62	90.4	5.9	2.0	0.8	0.9
11th	2286	50	90.6	5.4	2.2	0.8	0.9
Jr Hi	2348	62	90.4	5.9	2.0	0.8	0.9
Sr Hi	2286	50	90.6	5.4	2.2	0.8	0.9
Total	4634	112	90.5	5.7	2.1	0.8	0.9

Table 6.17: Have you threatened to harm one or both of your parents, guardians, etc.?

Grade Level	N of Valid	N of Miss	Never	Seldom	Sometimes	Often	A Lot
8th	2377	33	86.5	8.0	3.7	1.0	0.8
11th	2317	19	85.9	8.1	3.4	1.6	1.1
Jr Hi	2377	33	86.5	8.0	3.7	1.0	0.8
Sr Hi	2317	19	85.9	8.1	3.4	1.6	1.1
Total	4694	52	86.2	8.1	3.5	1.3	1.0

Table 6.18: Do your parents talk with you about the problems of tobacco use?

Grade Level	N of Valid	N of Miss	Never	Seldom	Sometimes	Often	A Lot
8th	2380	30	18.5	19.0	28.4	17.9	16.2
11th	2321	15	24.4	24.2	28.4	13.4	9.5
Jr Hi	2380	30	18.5	19.0	28.4	17.9	16.2
Sr Hi	2321	15	24.4	24.2	28.4	13.4	9.5
Total	4701	45	21.4	21.6	28.4	15.7	12.9

Table 6.19: Do your parents talk with you about the problems of alcohol use?

Grade Level	N of Valid	N of Miss	Never	Seldom	Sometimes	Often	A Lot
8th	2381	29	19.1	19.2	27.1	18.3	16.3
11th	2316	20	22.6	25.0	27.9	14.5	10.0
Jr Hi	2381	29	19.1	19.2	27.1	18.3	16.3
Sr Hi	2316	20	22.6	25.0	27.9	14.5	10.0
Total	4697	49	20.8	22.1	27.5	16.4	13.2

Table 6.20: Do your parents talk with you about the problems of drug use?

Grade Level	N of Valid	N of Miss	Never	Seldom	Sometimes	Often	A Lot
8th	2367	43	16.1	17.8	25.8	19.5	20.8
11th	2313	23	20.9	24.0	27.7	15.9	11.5
Jr Hi	2367	43	16.1	17.8	25.8	19.5	20.8
Sr Hi	2313	23	20.9	24.0	27.7	15.9	11.5
Total	4680	66	18.5	20.9	26.7	17.7	16.2

Table 6.21: Do your teachers talk with you about the problems of alcohol use?

Grade Level	N of Valid	N of Miss	Never	Seldom	Sometimes	Often	A Lot
8th	2368	42	13.0	23.0	32.4	18.8	12.8
11th	2319	17	22.7	29.9	31.6	10.0	5.9
Jr Hi	2368	42	13.0	23.0	32.4	18.8	12.8
Sr Hi	2319	17	22.7	29.9	31.6	10.0	5.9
Total	4687	59	17.8	26.4	32.0	14.4	9.4

Table 6.22: Do your teachers talk with you about the problems of drug use?

Grade Level	N of Valid	N of Miss	Never	Seldom	Sometimes	Often	A Lot
8th	2369	41	11.5	21.9	31.8	20.2	14.6
11th	2321	15	20.8	29.6	31.5	11.8	6.2
Jr Hi	2369	41	11.5	21.9	31.8	20.2	14.6
Sr Hi	2321	15	20.8	29.6	31.5	11.8	6.2
Total	4690	56	16.1	25.7	31.7	16.0	10.5

Table 6.23: Does your school set clear rules on bringing a gun to school?

Grade Level	N of Valid	N of Miss	Never	Seldom	Sometimes	Often	A Lot
8th	2385	25	4.9	5.5	10.1	18.5	61.0
11th	2319	17	6.3	8.0	12.2	22.3	51.2
Jr Hi	2385	25	4.9	5.5	10.1	18.5	61.0
Sr Hi	2319	17	6.3	8.0	12.2	22.3	51.2
Total	4704	42	5.6	6.7	11.1	20.4	56.2

Table 6.24: Does your school set clear rules on using drugs at school?

Grade Level	N of Valid	N of Miss	Never	Seldom	Sometimes	Often	A Lot
8th	2369	41	3.9	4.6	10.9	20.4	60.2
11th	2309	27	4.8	6.9	14.2	24.4	49.7
Jr Hi	2369	41	3.9	4.6	10.9	20.4	60.2
Sr Hi	2309	27	4.8	6.9	14.2	24.4	49.7
Total	4678	68	4.4	5.8	12.5	22.4	55.0

Table 6.25: Does your school set clear rules on bullying or threatening other students at school?

Grade Level	N of Valid	N of Miss	Never	Seldom	Sometimes	Often	A Lot
8th	2374	36	5.2	8.9	17.6	25.4	42.8
11th	2313	23	7.8	14.6	26.3	25.3	26.0
Jr Hi	2374	36	5.2	8.9	17.6	25.4	42.8
Sr Hi	2313	23	7.8	14.6	26.3	25.3	26.0
Total	4687	59	6.5	11.7	21.9	25.4	34.5

Table 6.26: Does your school punish you when you break the rules?

Grade Level	N of Valid	N of Miss	Never	Seldom	Sometimes	Often	A Lot
8th	2368	42	2.8	3.9	15.0	26.8	51.4
11th	2307	29	3.7	7.4	24.8	29.9	34.2
Jr Hi	2368	42	2.8	3.9	15.0	26.8	51.4
Sr Hi	2307	29	3.7	7.4	24.8	29.9	34.2
Total	4675	71	3.3	5.6	19.9	28.3	42.9

Table 6.27: Do your parents set clear rules for you?

Grade Level	N of Valid	N of Miss	Never	Seldom	Sometimes	Often	A Lot
8th	2347	63	4.5	7.2	16.4	25.1	46.7
11th	2279	57	5.1	8.0	21.3	28.9	36.7
Jr Hi	2347	63	4.5	7.2	16.4	25.1	46.7
Sr Hi	2279	57	5.1	8.0	21.3	28.9	36.7
Total	4626	120	4.8	7.6	18.8	27.0	41.8

Table 6.28: Do your parents punish you when you break the rules?

Grade Level	N of Valid	N of Miss	Never	Seldom	Sometimes	Often	A Lot
8th	2370	40	6.9	11.2	21.9	26.4	33.6
11th	2316	20	8.5	13.8	26.1	26.2	25.4
Jr Hi	2370	40	6.9	11.2	21.9	26.4	33.6
Sr Hi	2316	20	8.5	13.8	26.1	26.2	25.4
Total	4686	60	7.7	12.5	24.0	26.3	29.6

Table 6.29: Have you been in trouble with the police?

Grade Level	N of Valid	N of Miss	Never	Seldom	Sometimes	Often	A Lot
8th	2348	62	74.2	14.0	5.9	2.4	3.4
11th	2302	34	74.4	14.8	7.0	1.8	2.0
Jr Hi	2348	62	74.2	14.0	5.9	2.4	3.4
Sr Hi	2302	34	74.4	14.8	7.0	1.8	2.0
Total	4650	96	74.3	14.4	6.5	2.1	2.7



Table 6.30: Do you take part in gang activities?

Grade Level	N of Valid	N of Miss	Never	Seldom	Sometimes	Often	A Lot
8th	2357	53	81.9	8.2	4.8	2.2	2.8
11th	2316	20	88.7	4.4	2.8	1.1	3.1
Jr Hi	2357	53	81.9	8.2	4.8	2.2	2.8
Sr Hi	2316	20	88.7	4.4	2.8	1.1	3.1
Total	4673	73	85.3	6.3	3.8	1.6	3.0

Table 6.31: Have you thought about committing suicide?

Grade Level	N of Valid	N of Miss	Never	Seldom	Sometimes	Often	A Lot
8th	2370	40	67.8	13.5	9.2	3.5	6.0
11th	2316	20	65.9	16.2	9.6	3.8	4.5
Jr Hi	2370	40	67.8	13.5	9.2	3.5	6.0
Sr Hi	2316	20	65.9	16.2	9.6	3.8	4.5
Total	4686	60	66.8	14.9	9.4	3.7	5.3

Table 6.32: While NOT at school have you carried a gun for protection or as a weapon?

Grade Level	N of Valid	N of Miss	Never	Seldom	Sometimes	Often	A Lot
8th	2360	50	79.9	8.1	5.6	2.9	3.6
11th	2310	26	83.1	6.0	5.5	1.9	3.5
Jr Hi	2360	50	79.9	8.1	5.6	2.9	3.6
Sr Hi	2310	26	83.1	6.0	5.5	1.9	3.5
Total	4670	76	81.5	7.0	5.6	2.4	3.5

Table 6.33: Have you received treatment or counseling for alcohol and/or drug use?

Grade Level	N of Valid	N of Miss	Never	Seldom	Sometimes	Often	A Lot
8th	2356	54	92.7	2.8	2.1	1.2	1.1
11th	2305	31	93.0	3.3	1.7	1.0	1.1
Jr Hi	2356	54	92.7	2.8	2.1	1.2	1.1
Sr Hi	2305	31	93.0	3.3	1.7	1.0	1.1
Total	4661	85	92.9	3.1	1.9	1.1	1.1

Table 6.34: Have you been caught using alcohol?

Grade Level	N of Valid	N of Miss	Never	Seldom	Sometimes	Often	A Lot
8th	2338	72	81.6	8.9	5.1	2.0	2.5
11th	2297	39	67.7	12.8	10.8	4.5	4.1
Jr Hi	2338	72	81.6	8.9	5.1	2.0	2.5
Sr Hi	2297	39	67.7	12.8	10.8	4.5	4.1
Total	4635	111	74.7	10.8	7.9	3.2	3.3

Table 6.35: Have you been caught using drugs?

Grade Level	N of Valid	N of Miss	Never	Seldom	Sometimes	Often	A Lot
8th	2329	81	90.3	3.9	2.2	1.2	2.4
11th	2293	43	83.5	7.4	4.5	2.0	2.6
Jr Hi	2329	81	90.3	3.9	2.2	1.2	2.4
Sr Hi	2293	43	83.5	7.4	4.5	2.0	2.6
Total	4622	124	86.9	5.6	3.4	1.6	2.5

Table 6.36: Do you have an adult, other than your parent or guardian, that you talk to about problems?

Grade Level	N of Valid	N of Miss	Never	Seldom	Sometimes	Often	A Lot
8th	2351	59	23.2	14.2	22.8	15.2	24.5
11th	2306	30	20.9	16.4	25.7	16.6	20.5
Jr Hi	2351	59	23.2	14.2	22.8	15.2	24.5
Sr Hi	2306	30	20.9	16.4	25.7	16.6	20.5
Total	4657	89	22.1	15.3	24.2	15.9	22.5

Table 6.37: Do you buy or sell drugs at school?

Grade Level	N of Valid	N of Miss	Never	Seldom	Sometimes	Often	A Lot
8th	2349	61	93.7	2.1	2.2	0.6	1.4
11th	2287	49	88.5	4.3	3.5	1.5	2.2
Jr Hi	2349	61	93.7	2.1	2.2	0.6	1.4
Sr Hi	2287	49	88.5	4.3	3.5	1.5	2.2
Total	4636	110	91.1	3.2	2.8	1.1	1.8

Table 6.38: Do you buy or sell drugs when NOT at school?

Grade Level	N of Valid	N of Miss	Never	Seldom	Sometimes	Often	A Lot
8th	2342	68	87.9	4.7	3.4	1.8	2.3
11th	2290	46	77.9	7.9	6.2	3.2	4.8
Jr Hi	2342	68	87.9	4.7	3.4	1.8	2.3
Sr Hi	2290	46	77.9	7.9	6.2	3.2	4.8
Total	4632	114	82.9	6.3	4.7	2.5	3.6

Table 6.39: Do your friends use tobacco? (cigarettes, cigars, etc...)?

Grade Level	N of Valid	N of Miss	Never	Seldom	Sometimes	Often	A Lot
8th	2345	65	29.1	15.5	21.5	12.3	21.5
11th	2297	39	14.2	11.7	23.9	18.7	31.6
Jr Hi	2345	65	29.1	15.5	21.5	12.3	21.5
Sr Hi	2297	39	14.2	11.7	23.9	18.7	31.6
Total	4642	104	21.7	13.6	22.7	15.5	26.5

Table 6.40: Do your friends use alcohol? (beer, liquor, etc...)?

Grade Level	N of Valid	N of Miss	Never	Seldom	Sometimes	Often	A Lot
8th	2343	67	31.2	17.3	21.9	12.8	16.8
11th	2297	39	10.5	10.8	23.9	22.3	32.4
Jr Hi	2343	67	31.2	17.3	21.9	12.8	16.8
Sr Hi	2297	39	10.5	10.8	23.9	22.3	32.4
Total	4640	106	21.0	14.1	22.9	17.5	24.5

Table 6.41: Do your friends use drugs? (marijuana, cocaine, etc...)?

Grade Level	N of Valid	N of Miss	Never	Seldom	Sometimes	Often	A Lot
8th	2334	76	50.4	15.8	14.6	7.6	11.6
11th	2289	47	26.7	17.7	22.7	12.9	20.0
Jr Hi	2334	76	50.4	15.8	14.6	7.6	11.6
Sr Hi	2289	47	26.7	17.7	22.7	12.9	20.0
Total	4623	123	38.7	16.7	18.6	10.3	15.7

Table 6.42: Do your parents set clear rules about violent TV, movies and video games?

Grade Level	N of Valid	N of Miss	Never	Seldom	Sometimes	Often	A Lot
8th	2360	50	51.5	19.6	15.9	6.6	6.4
11th	2303	33	66.6	17.3	8.8	4.4	2.8
Jr Hi	2360	50	51.5	19.6	15.9	6.6	6.4
Sr Hi	2303	33	66.6	17.3	8.8	4.4	2.8
Total	4663	83	59.0	18.5	12.4	5.5	4.6

Table 6.43: Have you had 5 or more glasses of beer, wine or liquor within a few hours?

Grade Level	N of Valid	N of Miss	Never	Seldom	Sometimes	Often	A Lot
8th	2350	60	75.3	8.7	6.9	3.4	5.7
11th	2296	40	51.7	11.5	15.2	7.4	14.1
Jr Hi	2350	60	75.3	8.7	6.9	3.4	5.7
Sr Hi	2296	40	51.7	11.5	15.2	7.4	14.1
Total	4646	100	63.6	10.1	11.0	5.4	9.8

Table 6.44: Have you driven a car after or while drinking alcohol??

Grade Level	N of Valid	N of Miss	Never	Seldom	Sometimes	Often	A Lot
8th	2350	60	92.8	3.1	2.0	0.6	1.4
11th	2297	39	78.5	11.2	5.5	2.1	2.7
Jr Hi	2350	60	92.8	3.1	2.0	0.6	1.4
Sr Hi	2297	39	78.5	11.2	5.5	2.1	2.7
Total	4647	99	85.7	7.1	3.7	1.4	2.1

Table 6.45: Do you surf the internet for fun?

Grade Level	N of Valid	N of Miss	Never	Seldom	Sometimes	Often	A Lot
8th	2343	67	13.8	12.5	23.9	15.1	34.7
11th	2299	37	13.0	14.7	24.8	18.7	28.8
Jr Hi	2343	67	13.8	12.5	23.9	15.1	34.7
Sr Hi	2299	37	13.0	14.7	24.8	18.7	28.8
Total	4642	104	13.4	13.6	24.4	16.8	31.8

Table 6.46: Have you skipped school in the past year?

Grade Level	N of Valid	N of Miss	Never	Seldom	Sometimes	Often	A Lot
8th	2328	82	55.3	21.3	11.9	4.6	7.0
11th	2301	35	40.5	22.1	18.5	7.9	11.0
Jr Hi	2328	82	55.3	21.3	11.9	4.6	7.0
Sr Hi	2301	35	40.5	22.1	18.5	7.9	11.0
Total	4629	117	48.0	21.7	15.2	6.2	8.9

Table 6.47: Have you seen ads on TV that encourage NO drug use?

Grade Level	N of Valid	N of Miss	Never	Seldom	Sometimes	Often	A Lot
8th	2341	69	11.2	13.1	21.4	19.5	34.8
11th	2295	41	8.6	10.6	24.1	26.3	30.4
Jr Hi	2341	69	11.2	13.1	21.4	19.5	34.8
Sr Hi	2295	41	8.6	10.6	24.1	26.3	30.4
Total	4636	110	9.9	11.8	22.8	22.8	32.6

Table 6.48: Does your school have a security officer?

Grade Level	N of Valid	N of Miss	N of	
			Yes	No
8th	2345	65	42.6	57.4
11th	2291	45	60.0	40.0
Jr Hi	2345	65	42.6	57.4
Sr Hi	2291	45	60.0	40.0
Total	4636	110	51.2	48.8

Table 6.49: Do you think your school needs a security officer?

Grade Level	N of Valid	N of Miss	N of	
			Yes	No
8th	2339	71	42.5	57.5
11th	2284	52	44.0	56.0
Jr Hi	2339	71	42.5	57.5
Sr Hi	2284	52	44.0	56.0
Total	4623	123	43.2	56.8

Table 6.50: Does your school have a drug screening program?

Grade Level	N of Valid	N of Miss	N of	
			Yes	No
8th	2283	127	21.1	78.9
11th	2253	83	13.3	86.7
Jr Hi	2283	127	21.1	78.9
Sr Hi	2253	83	13.3	86.7
Total	4536	210	17.2	82.8

Table 6.51: Does your school's drug screening program include all students?

Grade Level	N of Valid	N of Miss	N of	
			Yes	No
8th	2228	182	14.2	85.8
11th	2181	155	8.3	91.7
Jr Hi	2228	182	14.2	85.8
Sr Hi	2181	155	8.3	91.7
Total	4409	337	11.3	88.7

Table 6.52: If your school does not screen all students, do you participate in an activity that is part of the drug screening program?

Grade Level	N of Valid	N of Miss	N of	
			Yes	No
8th	2256	154	13.7	86.3
11th	2209	127	7.2	92.8
Jr Hi	2256	154	13.7	86.3
Sr Hi	2209	127	7.2	92.8
Total	4465	281	10.5	89.5

Table 6.53: Have you been screened for drugs at school?

Grade Level	N of Valid	N of Miss	N of	
			Yes	No
8th	2303	107	7.0	93.0
11th	2271	65	4.5	95.5
Jr Hi	2303	107	7.0	93.0
Sr Hi	2271	65	4.5	95.5
Total	4574	172	5.8	94.2

Table 6.54: Does your school have a student assistance program?

Grade Level	N of Valid	N of Miss	N of	
			Yes	No
8th	2262	148	57.8	42.2
11th	2235	101	47.9	52.1
Jr Hi	2262	148	57.8	42.2
Sr Hi	2235	101	47.9	52.1
Total	4497	249	52.9	47.1

Table 6.55: Have you participated in the student assistance program?

Grade Level	N of Valid	N of Miss	Yes	No
8th	2249	161	13.9	86.1
11th	2237	99	5.5	94.5
Jr Hi	2249	161	13.9	86.1
Sr Hi	2237	99	5.5	94.5
Total	4486	260	9.7	90.3

Table 6.56: If you participated, was the student assistance program helpful?

Grade Level	N of Valid	N of Miss	Yes	No
8th	2038	372	18.1	81.9
11th	1969	367	7.5	92.5
Jr Hi	2038	372	18.1	81.9
Sr Hi	1969	367	7.5	92.5
Total	4007	739	12.9	87.1



### 6.3 Harmful To Health

Table 6.57: Do you feel that using cigarettes is harmful to your health?

Grade Level	N of Valid	N of Miss	No Harm	Some Harm	Harmful	Very Harmful
8th	2349	61	4.4	15.5	34.2	45.8
11th	2288	48	3.8	13.5	34.1	48.6
Jr Hi	2349	61	4.4	15.5	34.2	45.8
Sr Hi	2288	48	3.8	13.5	34.1	48.6
Total	4637	109	4.1	14.5	34.2	47.2

Table 6.58: Do you feel that using smokeless tobacco is harmful to your health?

Grade Level	N of Valid	N of Miss	No Harm	Some Harm	Harmful	Very Harmful
8th	2351	59	5.1	16.9	34.1	43.9
11th	2290	46	4.4	13.7	36.1	45.9
Jr Hi	2351	59	5.1	16.9	34.1	43.9
Sr Hi	2290	46	4.4	13.7	36.1	45.9
Total	4641	105	4.7	15.3	35.1	44.9

Table 6.59: Do you feel that using cigars is harmful to your health?

Grade Level	N of Valid	N of Miss	No Harm	Some Harm	Harmful	Very Harmful
8th	2331	79	5.4	20.0	35.0	39.6
11th	2278	58	5.4	19.9	35.6	39.0
Jr Hi	2331	79	5.4	20.0	35.0	39.6
Sr Hi	2278	58	5.4	19.9	35.6	39.0
Total	4609	137	5.4	20.0	35.3	39.3

Table 6.60: Do you feel that using beer is harmful to your health?

Grade Level	N of Valid	N of Miss	No Harm	Some Harm	Harmful	Very Harmful
8th	2346	64	10.3	30.7	29.0	30.0
11th	2292	44	12.2	39.0	25.3	23.5
Jr Hi	2346	64	10.3	30.7	29.0	30.0
Sr Hi	2292	44	12.2	39.0	25.3	23.5
Total	4638	108	11.2	34.8	27.1	26.8

Table 6.61: Do you feel that using wine coolers is harmful to your health?

Grade Level	N of Valid	N of Miss	No Harm	Some Harm	Harmful	Very Harmful
8th	2334	76	20.3	38.5	21.2	20.0
11th	2284	52	22.5	41.9	17.9	17.7
Jr Hi	2334	76	20.3	38.5	21.2	20.0
Sr Hi	2284	52	22.5	41.9	17.9	17.7
Total	4618	128	21.4	40.2	19.6	18.9

Table 6.62: Do you feel that using liquor is harmful to your health?

Grade Level	N of Valid	N of Miss	No Harm	Some Harm	Harmful	Very Harmful
8th	2326	84	7.4	21.7	33.6	37.4
11th	2281	55	10.4	27.8	30.9	30.9
Jr Hi	2326	84	7.4	21.7	33.6	37.4
Sr Hi	2281	55	10.4	27.8	30.9	30.9
Total	4607	139	8.9	24.7	32.3	34.2

Table 6.63: Do you feel that using marijuana is harmful to your health?

Grade Level	N of Valid	N of Miss	No Harm	Some Harm	Harmful	Very Harmful
8th	2336	74	8.0	9.5	16.1	66.5
11th	2283	53	11.9	18.9	22.3	46.9
Jr Hi	2336	74	8.0	9.5	16.1	66.5
Sr Hi	2283	53	11.9	18.9	22.3	46.9
Total	4619	127	9.9	14.1	19.2	56.8

Table 6.64: Do you feel that using cocaine is harmful to your health?

Grade Level	N of Valid	N of Miss	No Harm	Some Harm	Harmful	Very Harmful
8th	2337	73	3.0	3.6	12.2	81.3
11th	2281	55	2.6	4.0	12.3	81.1
Jr Hi	2337	73	3.0	3.6	12.2	81.3
Sr Hi	2281	55	2.6	4.0	12.3	81.1
Total	4618	128	2.8	3.8	12.2	81.2

Table 6.65: Do you feel that using uppers is harmful to your health?

Grade Level	N of Valid	N of Miss	No Harm	Some Harm	Harmful	Very Harmful
8th	2334	76	3.6	5.4	16.5	74.6
11th	2283	53	2.7	5.3	14.7	77.3
Jr Hi	2334	76	3.6	5.4	16.5	74.6
Sr Hi	2283	53	2.7	5.3	14.7	77.3
Total	4617	129	3.1	5.4	15.6	75.9

Table 6.66: Do you feel that using downers is harmful to your health?

Grade Level	N of Valid	N of Miss	No Harm	Some Harm	Harmful	Very Harmful
8th	2318	92	4.8	11.4	23.2	60.6
11th	2282	54	3.1	8.8	20.6	67.5
Jr Hi	2318	92	4.8	11.4	23.2	60.6
Sr Hi	2282	54	3.1	8.8	20.6	67.5
Total	4600	146	3.9	10.1	21.9	64.0

Table 6.67: Do you feel that using inhalants is harmful to your health?

Grade Level	N of Valid	N of Miss	No Harm	Some Harm	Harmful	Very Harmful
8th	2332	78	5.5	13.1	24.1	57.3
11th	2284	52	3.3	7.0	20.1	69.6
Jr Hi	2332	78	5.5	13.1	24.1	57.3
Sr Hi	2284	52	3.3	7.0	20.1	69.6
Total	4616	130	4.4	10.1	22.1	63.4

Table 6.68: Do you feel that using hallucinogens is harmful to your health?

Grade Level	N of Valid	N of Miss	No Harm	Some Harm	Harmful	Very Harmful
8th	2315	95	3.7	5.5	18.8	71.9
11th	2281	55	3.0	5.7	14.7	76.6
Jr Hi	2315	95	3.7	5.5	18.8	71.9
Sr Hi	2281	55	3.0	5.7	14.7	76.6
Total	4596	150	3.4	5.6	16.8	74.3

Table 6.69: Do you feel that using heroin is harmful to your health?

Grade Level	N of Valid	N of Miss	No Harm	Some Harm	Harmful	Very Harmful
8th	2324	86	2.9	3.5	13.0	80.6
11th	2277	59	2.1	2.5	9.7	85.6
Jr Hi	2324	86	2.9	3.5	13.0	80.6
Sr Hi	2277	59	2.1	2.5	9.7	85.6
Total	4601	145	2.5	3.0	11.4	83.1

Table 6.70: Do you feel that using steroids is harmful to your health?

Grade Level	N of Valid	N of Miss	No Harm	Some Harm	Harmful	Very Harmful
8th	2335	75	4.5	9.7	25.2	60.6
11th	2270	66	2.8	8.7	22.8	65.7
Jr Hi	2335	75	4.5	9.7	25.2	60.6
Sr Hi	2270	66	2.8	8.7	22.8	65.7
Total	4605	141	3.6	9.2	24.0	63.1

Table 6.71: Do you feel that using ecstasy is harmful to your health?

Grade Level	N of Valid	N of Miss	No Harm	Some Harm	Harmful	Very Harmful
8th	2320	90	3.4	4.7	16.5	75.3
11th	2282	54	2.4	4.4	13.8	79.4
Jr Hi	2320	90	3.4	4.7	16.5	75.3
Sr Hi	2282	54	2.4	4.4	13.8	79.4
Total	4602	144	2.9	4.6	15.1	77.4

Table 6.72: Do you feel that using OxyContin is harmful to your health?

Grade Level	N of Valid	N of Miss	No Harm	Some Harm	Harmful	Very Harmful
8th	2329	81	4.2	4.6	16.5	74.7
11th	2279	57	3.3	5.8	15.6	75.3
Jr Hi	2329	81	4.2	4.6	16.5	74.7
Sr Hi	2279	57	3.3	5.8	15.6	75.3
Total	4608	138	3.8	5.2	16.0	75.0

## 6.4 Within The Past Year How Often Have You Used

Table 6.73: Within the past year how often have you smoked cigarettes?

Grade Level	N of Valid	N of Miss	Did Not Use	1/yr	6/yr	1/mo	2/mo	1/wk	3/wk	Every Day
8th	2347	63	66.8	9.8	3.2	2.0	1.9	2.8	3.7	9.8
11th	2304	32	58.1	7.4	4.2	2.7	3.0	3.6	3.2	17.8
Jr Hi	2347	63	66.8	9.8	3.2	2.0	1.9	2.8	3.7	9.8
Sr Hi	2304	32	58.1	7.4	4.2	2.7	3.0	3.6	3.2	17.8
Total	4651	95	62.5	8.6	3.7	2.4	2.5	3.2	3.5	13.8

Table 6.74: Within the past year how often have you used smokeless tobacco?

Grade Level	N of Valid	N of Miss	Did Not Use	1/yr	6/yr	1/mo	2/mo	1/wk	3/wk	Every Day
8th	2329	81	84.3	4.7	1.5	1.1	0.8	1.2	1.3	5.1
11th	2298	38	81.5	4.8	1.8	1.1	1.0	1.1	1.6	7.1
Jr Hi	2329	81	84.3	4.7	1.5	1.1	0.8	1.2	1.3	5.1
Sr Hi	2298	38	81.5	4.8	1.8	1.1	1.0	1.1	1.6	7.1
Total	4627	119	82.9	4.8	1.6	1.1	0.9	1.2	1.4	6.1

Table 6.75: Within the past year how often have you smoked cigars?

Grade Level	N of Valid	N of Miss	Did Not Use	1/yr	6/yr	1/mo	2/mo	1/wk	3/wk	Every Day
8th	2322	88	84.9	5.9	2.2	2.0	1.4	1.2	0.7	1.6
11th	2295	41	76.2	8.2	5.1	3.2	2.1	1.8	1.8	1.7
Jr Hi	2322	88	84.9	5.9	2.2	2.0	1.4	1.2	0.7	1.6
Sr Hi	2295	41	76.2	8.2	5.1	3.2	2.1	1.8	1.8	1.7
Total	4617	129	80.6	7.1	3.7	2.6	1.7	1.5	1.3	1.6

Table 6.76: Within the past year how often have you drunk beer?

Grade Level	N of Valid	N of Miss	Did Not Use	1/yr	6/yr	1/mo	2/mo	1/wk	3/wk	Every Day
8th	2342	68	57.2	16.9	7.3	5.1	4.4	4.4	2.5	2.3
11th	2293	43	39.0	13.0	10.7	8.5	8.8	11.9	5.2	2.8
Jr Hi	2342	68	57.2	16.9	7.3	5.1	4.4	4.4	2.5	2.3
Sr Hi	2293	43	39.0	13.0	10.7	8.5	8.8	11.9	5.2	2.8
Total	4635	111	48.2	15.0	9.0	6.8	6.6	8.1	3.9	2.6

Table 6.77: Within the past year how often have you drunk wine coolers?

Grade Level	N of Valid	N of Miss	Did Not Use							Every Day
				1/yr	6/yr	1/mo	2/mo	1/wk	3/wk	
8th	2333	77	58.1	18.1	7.7	4.5	3.8	3.6	2.1	2.2
11th	2296	40	51.4	15.5	10.5	7.9	5.9	5.1	2.2	1.5
Jr Hi	2333	77	58.1	18.1	7.7	4.5	3.8	3.6	2.1	2.2
Sr Hi	2296	40	51.4	15.5	10.5	7.9	5.9	5.1	2.2	1.5
Total	4629	117	54.8	16.8	9.1	6.2	4.8	4.3	2.1	1.8

Table 6.78: Within the past year how often have you drunk liquor?

Grade Level	N of Valid	N of Miss	Did Not Use							Every Day
				1/yr	6/yr	1/mo	2/mo	1/wk	3/wk	
8th	2330	80	66.7	11.9	6.1	3.1	4.4	3.3	2.3	2.1
11th	2294	42	41.0	14.3	11.2	9.6	9.7	8.0	3.8	2.4
Jr Hi	2330	80	66.7	11.9	6.1	3.1	4.4	3.3	2.3	2.1
Sr Hi	2294	42	41.0	14.3	11.2	9.6	9.7	8.0	3.8	2.4
Total	4624	122	54.0	13.1	8.6	6.3	7.0	5.6	3.0	2.2

Table 6.79: Within the past year how often have you smoked marijuana?

Grade Level	N of Valid	N of Miss	Did Not Use							Every Day
				1/yr	6/yr	1/mo	2/mo	1/wk	3/wk	
8th	2327	83	79.2	5.5	2.5	2.2	2.4	1.9	2.3	4.0
11th	2299	37	64.5	8.7	6.0	3.3	3.0	3.7	4.3	6.4
Jr Hi	2327	83	79.2	5.5	2.5	2.2	2.4	1.9	2.3	4.0
Sr Hi	2299	37	64.5	8.7	6.0	3.3	3.0	3.7	4.3	6.4
Total	4626	120	71.9	7.1	4.2	2.8	2.7	2.8	3.3	5.2

Table 6.80: Within the past year how often have you used cocaine?

Grade Level	N of Valid	N of Miss	Did Not Use							Every Day
				1/yr	6/yr	1/mo	2/mo	1/wk	3/wk	
8th	2324	86	94.3	1.9	0.7	0.5	0.4	0.4	0.4	1.3
11th	2297	39	91.6	2.8	1.2	1.0	0.5	0.5	0.4	1.9
Jr Hi	2324	86	94.3	1.9	0.7	0.5	0.4	0.4	0.4	1.3
Sr Hi	2297	39	91.6	2.8	1.2	1.0	0.5	0.5	0.4	1.9
Total	4621	125	93.0	2.4	1.0	0.8	0.5	0.5	0.4	1.6

Table 6.81: Within the past year how often have you used uppers?

Grade Level	N of Valid	N of Miss	Did Not Use							Every Day
				1/yr	6/yr	1/mo	2/mo	1/wk	3/wk	
8th	2319	91	93.6	2.3	0.8	0.6	0.5	0.5	0.6	1.1
11th	2299	37	92.1	1.7	1.4	0.9	0.8	0.6	0.7	1.7
Jr Hi	2319	91	93.6	2.3	0.8	0.6	0.5	0.5	0.6	1.1
Sr Hi	2299	37	92.1	1.7	1.4	0.9	0.8	0.6	0.7	1.7
Total	4618	128	92.9	2.0	1.1	0.8	0.6	0.6	0.6	1.4

Table 6.82: Within the past year how often have you used downers?

Grade Level	N of Valid	N of Miss	Did Not Use							Every Day
				1/yr	6/yr	1/mo	2/mo	1/wk	3/wk	
8th	2326	84	92.9	1.5	1.1	0.7	0.6	0.6	0.8	1.7
11th	2295	41	91.0	2.4	1.3	0.8	0.6	1.1	0.8	2.0
Jr Hi	2326	84	92.9	1.5	1.1	0.7	0.6	0.6	0.8	1.7
Sr Hi	2295	41	91.0	2.4	1.3	0.8	0.6	1.1	0.8	2.0
Total	4621	125	92.0	2.0	1.2	0.8	0.6	0.8	0.8	1.8

Table 6.83: Within the past year how often have you used inhalants?

Grade Level	N of Valid	N of Miss	Did Not Use							Every Day
				1/yr	6/yr	1/mo	2/mo	1/wk	3/wk	
8th	2319	91	91.2	3.0	1.6	0.7	0.7	0.7	0.6	1.5
11th	2291	45	93.7	2.1	1.0	0.6	0.3	0.6	0.2	1.5
Jr Hi	2319	91	91.2	3.0	1.6	0.7	0.7	0.7	0.6	1.5
Sr Hi	2291	45	93.7	2.1	1.0	0.6	0.3	0.6	0.2	1.5
Total	4610	136	92.5	2.6	1.3	0.7	0.5	0.6	0.4	1.5

Table 6.84: Within the past year how often have you used hallucinogens?

Grade Level	N of Valid	N of Miss	Did Not Use							Every Day
				1/yr	6/yr	1/mo	2/mo	1/wk	3/wk	
8th	2313	97	95.2	1.1	0.7	0.6	0.7	0.2	0.4	1.1
11th	2280	56	92.4	2.6	1.6	0.4	0.5	0.6	0.3	1.5
Jr Hi	2313	97	95.2	1.1	0.7	0.6	0.7	0.2	0.4	1.1
Sr Hi	2280	56	92.4	2.6	1.6	0.4	0.5	0.6	0.3	1.5
Total	4593	153	93.8	1.9	1.2	0.5	0.6	0.4	0.3	1.3

Table 6.85: Within the past year how often have you used heroin?

Grade Level	N of Valid	N of Miss	Did Not Use	Did						Every Day
				1/yr	6/yr	1/mo	2/mo	1/wk	3/wk	
8th	2309	101	96.0	0.9	0.7	0.3	0.4	0.4	0.3	1.1
11th	2288	48	96.2	1.1	0.3	0.3	0.4	0.0	0.2	1.4
Jr Hi	2309	101	96.0	0.9	0.7	0.3	0.4	0.4	0.3	1.1
Sr Hi	2288	48	96.2	1.1	0.3	0.3	0.4	0.0	0.2	1.4
Total	4597	149	96.1	1.0	0.5	0.3	0.4	0.2	0.2	1.2

Table 6.86: Within the past year how often have you used steroids?

Grade Level	N of Valid	N of Miss	Did Not Use	Did						Every Day
				1/yr	6/yr	1/mo	2/mo	1/wk	3/wk	
8th	2308	102	95.6	1.0	0.6	0.4	0.7	0.0	0.4	1.3
11th	2280	56	96.8	0.9	0.4	0.1	0.1	0.2	0.1	1.4
Jr Hi	2308	102	95.6	1.0	0.6	0.4	0.7	0.0	0.4	1.3
Sr Hi	2280	56	96.8	0.9	0.4	0.1	0.1	0.2	0.1	1.4
Total	4588	158	96.2	0.9	0.5	0.2	0.4	0.1	0.3	1.4

Table 6.87: Within the past year how often have you used ecstasy?

Grade Level	N of Valid	N of Miss	Did Not Use	Did						Every Day
				1/yr	6/yr	1/mo	2/mo	1/wk	3/wk	
8th	2296	114	95.2	1.3	0.5	0.6	0.4	0.6	0.5	1.0
11th	2285	51	94.5	2.5	0.8	0.3	0.3	0.1	0.1	1.4
Jr Hi	2296	114	95.2	1.3	0.5	0.6	0.4	0.6	0.5	1.0
Sr Hi	2285	51	94.5	2.5	0.8	0.3	0.3	0.1	0.1	1.4
Total	4581	165	94.8	1.9	0.7	0.4	0.3	0.3	0.3	1.2

Table 6.88: Within the past year how often have you used OxyContin?

Grade Level	N of Valid	N of Miss	Did Not Use	Did						Every Day
				1/yr	6/yr	1/mo	2/mo	1/wk	3/wk	
8th	2316	94	94.1	1.5	0.5	0.9	0.7	0.3	0.9	1.2
11th	2280	56	91.6	2.5	1.7	0.7	0.8	0.7	0.4	1.6
Jr Hi	2316	94	94.1	1.5	0.5	0.9	0.7	0.3	0.9	1.2
Sr Hi	2280	56	91.6	2.5	1.7	0.7	0.8	0.7	0.4	1.6
Total	4596	150	92.9	2.0	1.1	0.8	0.8	0.5	0.7	1.4



Table 6.89: Within the past year how often have you used tobacco?

Grade Level	N of Valid	N of Miss	Did Not Use							Every Day
				1/yr	6/yr	1/mo	2/mo	1/wk	3/wk	
8th	2365	45	61.4	11.0	4.1	2.1	1.9	2.8	3.8	12.9
11th	2314	22	51.1	8.0	5.1	3.1	3.0	3.7	3.9	22.1
Jr Hi	2365	45	61.4	11.0	4.1	2.1	1.9	2.8	3.8	12.9
Sr Hi	2314	22	51.1	8.0	5.1	3.1	3.0	3.7	3.9	22.1
Total	4679	67	56.3	9.5	4.6	2.6	2.5	3.3	3.8	17.5

Table 6.90: Within the past year how often have you drunk alcohol?

Grade Level	N of Valid	N of Miss	Did Not Use							Every Day
				1/yr	6/yr	1/mo	2/mo	1/wk	3/wk	
8th	2356	54	46.7	20.8	9.4	5.7	5.8	5.4	3.3	2.9
11th	2308	28	29.1	15.6	12.9	10.2	9.9	12.7	6.2	3.4
Jr Hi	2356	54	46.7	20.8	9.4	5.7	5.8	5.4	3.3	2.9
Sr Hi	2308	28	29.1	15.6	12.9	10.2	9.9	12.7	6.2	3.4
Total	4664	82	38.0	18.2	11.1	7.9	7.8	9.0	4.7	3.2

Table 6.91: Within the past year how often have you used illicit drugs?

Grade Level	N of Valid	N of Miss	Did Not Use							Every Day
				1/yr	6/yr	1/mo	2/mo	1/wk	3/wk	
8th	2365	45	74.2	7.0	3.3	2.6	2.5	1.9	2.9	5.6
11th	2315	21	62.2	8.6	6.3	3.5	3.3	3.8	4.6	7.6
Jr Hi	2365	45	74.2	7.0	3.3	2.6	2.5	1.9	2.9	5.6
Sr Hi	2315	21	62.2	8.6	6.3	3.5	3.3	3.8	4.6	7.6
Total	4680	66	68.3	7.8	4.8	3.1	2.9	2.8	3.7	6.6

## 6.5 At What Age Did You First

Table 6.92: At what age did you first smoke cigarettes?

Grade Level	N of Valid	N of Miss	Never Used	8 or Under	9	10	11	12	13	14	15	16	17 or Older
8th	2338	72	61.5	7.6	3.8	4.6	4.4	7.9	7.6	2.1	0.4	0.0	0.1
11th	2293	43	47.8	4.4	2.9	3.7	3.8	7.4	7.2	6.0	9.2	6.5	1.1
Jr Hi	2338	72	61.5	7.6	3.8	4.6	4.4	7.9	7.6	2.1	0.4	0.0	0.1
Sr Hi	2293	43	47.8	4.4	2.9	3.7	3.8	7.4	7.2	6.0	9.2	6.5	1.1
Total	4631	115	54.7	6.0	3.4	4.1	4.1	7.6	7.4	4.0	4.8	3.2	0.6

Table 6.93: At what age did you first use smokeless tobacco?

Grade Level	N of Valid	N of Miss	Never Used	8 or Under	9	10	11	12	13	14	15	16	17 or Older
8th	2336	74	81.3	5.0	1.7	1.6	2.0	3.0	3.2	1.9	0.3	0.0	0.2
11th	2294	42	77.0	3.4	0.8	1.7	0.8	2.4	3.0	2.4	4.8	2.6	1.0
Jr Hi	2336	74	81.3	5.0	1.7	1.6	2.0	3.0	3.2	1.9	0.3	0.0	0.2
Sr Hi	2294	42	77.0	3.4	0.8	1.7	0.8	2.4	3.0	2.4	4.8	2.6	1.0
Total	4630	116	79.2	4.2	1.3	1.7	1.4	2.7	3.1	2.2	2.5	1.3	0.6

Table 6.94: At what age did you first smoke cigars?

Grade Level	N of Valid	N of Miss	Never Used	8 or Under	9	10	11	12	13	14	15	16	17 or Older
8th	2316	94	83.5	2.8	1.4	1.6	1.9	3.0	3.7	1.6	0.3	0.0	0.2
11th	2288	48	72.2	1.7	0.9	1.3	1.6	2.7	2.5	4.2	6.1	5.4	1.6
Jr Hi	2316	94	83.5	2.8	1.4	1.6	1.9	3.0	3.7	1.6	0.3	0.0	0.2
Sr Hi	2288	48	72.2	1.7	0.9	1.3	1.6	2.7	2.5	4.2	6.1	5.4	1.6
Total	4604	142	77.9	2.2	1.2	1.4	1.7	2.8	3.1	2.9	3.2	2.7	0.9

Table 6.95: At what age did you first drink beer?

Grade Level	N of Valid	N of Miss	Never Used	8 or Under	9	10	11	12	13	14	15	16	17 or Older
8th	2328	82	53.7	8.7	3.3	4.6	4.0	8.5	11.3	5.0	0.4	0.0	0.3
11th	2282	54	32.6	5.2	1.8	2.2	2.7	5.9	8.3	12.1	15.9	10.8	2.6
Jr Hi	2328	82	53.7	8.7	3.3	4.6	4.0	8.5	11.3	5.0	0.4	0.0	0.3
Sr Hi	2282	54	32.6	5.2	1.8	2.2	2.7	5.9	8.3	12.1	15.9	10.8	2.6
Total	4610	136	43.3	7.0	2.5	3.4	3.4	7.2	9.8	8.5	8.1	5.3	1.4

Table 6.96: At what age did you first drink wine coolers?

Grade Level	N of Valid	N of Miss	Never Used	8 or Under	9	10	11	12	13	14	15	16	17 or Older
8th	2328	82	54.7	5.3	3.2	5.0	5.3	9.5	12.0	4.2	0.5	0.0	0.3
11th	2286	50	40.4	3.9	1.6	1.9	2.8	6.1	9.4	11.5	12.1	8.1	2.3
Jr Hi	2328	82	54.7	5.3	3.2	5.0	5.3	9.5	12.0	4.2	0.5	0.0	0.3
Sr Hi	2286	50	40.4	3.9	1.6	1.9	2.8	6.1	9.4	11.5	12.1	8.1	2.3
Total	4614	132	47.6	4.6	2.4	3.4	4.0	7.8	10.7	7.8	6.2	4.0	1.3

Table 6.97: At what age did you first drink liquor?

Grade Level	N of Valid	N of Miss	Never Used	8 or Under	9	10	11	12	13	14	15	16	17 or Older
8th	2330	80	66.5	3.1	1.7	2.9	3.0	6.7	10.4	4.9	0.5	0.0	0.3
11th	2281	55	37.4	2.1	0.9	1.7	2.5	4.1	7.3	11.0	16.3	13.3	3.5
Jr Hi	2330	80	66.5	3.1	1.7	2.9	3.0	6.7	10.4	4.9	0.5	0.0	0.3
Sr Hi	2281	55	37.4	2.1	0.9	1.7	2.5	4.1	7.3	11.0	16.3	13.3	3.5
Total	4611	135	52.1	2.6	1.3	2.3	2.8	5.4	8.8	7.9	8.3	6.6	1.9

Table 6.98: At what age did you first smoke marijuana?

Grade Level	N of Valid	N of Miss	Never Used	8 or Under	9	10	11	12	13	14	15	16	17 or Older
8th	2335	75	79.4	1.8	0.7	1.5	2.4	3.2	6.8	3.4	0.5	0.0	0.3
11th	2287	49	58.9	1.5	0.4	1.0	1.8	3.7	4.8	7.4	10.2	8.2	2.0
Jr Hi	2335	75	79.4	1.8	0.7	1.5	2.4	3.2	6.8	3.4	0.5	0.0	0.3
Sr Hi	2287	49	58.9	1.5	0.4	1.0	1.8	3.7	4.8	7.4	10.2	8.2	2.0
Total	4622	124	69.3	1.6	0.6	1.3	2.1	3.5	5.8	5.4	5.3	4.1	1.2

Table 6.99: At what age did you first use cocaine?

Grade Level	N of Valid	N of Miss	Never Used	8 or Under	9	10	11	12	13	14	15	16	17 or Older
8th	2343	67	94.6	0.9	0.3	0.3	0.3	0.6	1.7	0.8	0.2	0.0	0.3
11th	2291	45	90.7	0.9	0.3	0.2	0.4	0.3	0.7	0.8	1.8	2.7	1.3
Jr Hi	2343	67	94.6	0.9	0.3	0.3	0.3	0.6	1.7	0.8	0.2	0.0	0.3
Sr Hi	2291	45	90.7	0.9	0.3	0.2	0.4	0.3	0.7	0.8	1.8	2.7	1.3
Total	4634	112	92.7	0.9	0.3	0.3	0.3	0.4	1.2	0.8	1.0	1.3	0.8

Table 6.100: At what age did you first use uppers?

Grade Level	N of Valid	N of Miss	Never Used	8 or Under	9	10	11	12	13	14	15	16	17 or Older
8th	2340	70	93.8	0.9	0.3	0.2	0.6	0.7	1.5	1.2	0.3	0.0	0.3
11th	2290	46	91.6	0.8	0.3	0.2	0.2	0.5	0.9	1.4	1.6	1.6	0.9
Jr Hi	2340	70	93.8	0.9	0.3	0.2	0.6	0.7	1.5	1.2	0.3	0.0	0.3
Sr Hi	2290	46	91.6	0.8	0.3	0.2	0.2	0.5	0.9	1.4	1.6	1.6	0.9
Total	4630	116	92.7	0.9	0.3	0.2	0.4	0.6	1.2	1.3	1.0	0.8	0.6

Table 6.101: At what age did you first use downers?

Grade Level	N of Valid	N of Miss	Never Used	8 or Under	9	10	11	12	13	14	15	16	17 or Older
8th	2340	70	93.7	0.8	0.4	0.3	0.5	0.8	1.5	1.3	0.3	0.0	0.3
11th	2293	43	90.4	0.8	0.2	0.3	0.3	0.8	0.8	1.8	1.7	2.0	0.8
Jr Hi	2340	70	93.7	0.8	0.4	0.3	0.5	0.8	1.5	1.3	0.3	0.0	0.3
Sr Hi	2293	43	90.4	0.8	0.2	0.3	0.3	0.8	0.8	1.8	1.7	2.0	0.8
Total	4633	113	92.1	0.8	0.3	0.3	0.4	0.8	1.2	1.6	1.0	1.0	0.5

Table 6.102: At what age did you first use inhalants?

Grade Level	N of Valid	N of Miss	Never Used	8 or Under	9	10	11	12	13	14	15	16	17 or Older
8th	2340	70	91.7	1.1	0.6	1.1	0.9	1.2	1.8	1.2	0.2	0.0	0.3
11th	2289	47	92.8	1.0	0.4	0.5	0.3	0.7	0.8	0.9	1.0	1.1	0.6
Jr Hi	2340	70	91.7	1.1	0.6	1.1	0.9	1.2	1.8	1.2	0.2	0.0	0.3
Sr Hi	2289	47	92.8	1.0	0.4	0.5	0.3	0.7	0.8	0.9	1.0	1.1	0.6
Total	4629	117	92.2	1.1	0.5	0.8	0.6	1.0	1.3	1.0	0.6	0.5	0.4

Table 6.103: At what age did you first use hallucinogens?

Grade Level	N of Valid	N of Miss	Never Used	8 or Under	9	10	11	12	13	14	15	16	17 or Older
8th	2339	71	95.7	0.8	0.3	0.4	0.3	0.6	0.7	0.8	0.2	0.1	0.3
11th	2285	51	92.0	0.7	0.4	0.2	0.3	0.2	0.6	0.9	1.4	1.9	1.3
Jr Hi	2339	71	95.7	0.8	0.3	0.4	0.3	0.6	0.7	0.8	0.2	0.1	0.3
Sr Hi	2285	51	92.0	0.7	0.4	0.2	0.3	0.2	0.6	0.9	1.4	1.9	1.3
Total	4624	122	93.9	0.8	0.3	0.3	0.3	0.4	0.6	0.9	0.8	1.0	0.8

Table 6.104: At what age did you first use heroin?

Grade Level	N of Valid	N of Miss	Never Used	8 or Under	9	10	11	12	13	14	15	16	17 or Older
8th	2339	71	96.5	0.9	0.1	0.3	0.2	0.5	0.4	0.6	0.3	0.0	0.3
11th	2292	44	95.6	0.8	0.2	0.1	0.2	0.2	0.2	0.5	0.8	1.0	0.4
Jr Hi	2339	71	96.5	0.9	0.1	0.3	0.2	0.5	0.4	0.6	0.3	0.0	0.3
Sr Hi	2292	44	95.6	0.8	0.2	0.1	0.2	0.2	0.2	0.5	0.8	1.0	0.4
Total	4631	115	96.0	0.9	0.1	0.2	0.2	0.3	0.3	0.5	0.6	0.5	0.4

Table 6.105: At what age did you first use steroids?

Grade Level	N of Valid	N of Miss	Never Used	8 or Under	9	10	11	12	13	14	15	16	17 or Older
8th	2341	69	96.6	0.8	0.2	0.3	0.3	0.3	0.5	0.6	0.1	0.0	0.3
11th	2287	49	96.4	1.1	0.2	0.1	0.3	0.2	0.2	0.4	0.4	0.3	0.4
Jr Hi	2341	69	96.6	0.8	0.2	0.3	0.3	0.3	0.5	0.6	0.1	0.0	0.3
Sr Hi	2287	49	96.4	1.1	0.2	0.1	0.3	0.2	0.2	0.4	0.4	0.3	0.4
Total	4628	118	96.5	0.9	0.2	0.2	0.3	0.2	0.3	0.5	0.3	0.2	0.3

Table 6.106: At what age did you first use ecstasy?

Grade Level	N of Valid	N of Miss	Never Used	8 or Under	9	10	11	12	13	14	15	16	17 or Older
8th	2343	67	95.5	0.6	0.3	0.3	0.1	0.9	0.8	0.9	0.3	0.0	0.3
11th	2288	48	94.0	0.9	0.2	0.1	0.1	0.3	0.3	0.4	0.9	1.7	1.1
Jr Hi	2343	67	95.5	0.6	0.3	0.3	0.1	0.9	0.8	0.9	0.3	0.0	0.3
Sr Hi	2288	48	94.0	0.9	0.2	0.1	0.1	0.3	0.3	0.4	0.9	1.7	1.1
Total	4631	115	94.8	0.8	0.3	0.2	0.1	0.6	0.5	0.6	0.6	0.9	0.7

Table 6.107: At what age did you first use OxyContin?

Grade Level	N of Valid	N of Miss	Never Used	8 or Under	9	10	11	12	13	14	15	16	17 or Older
8th	2332	78	94.2	0.8	0.2	0.1	0.6	0.7	1.4	1.5	0.1	0.0	0.3
11th	2288	48	91.0	0.8	0.3	0.1	0.1	0.2	0.4	0.8	2.1	2.6	1.5
Jr Hi	2332	78	94.2	0.8	0.2	0.1	0.6	0.7	1.4	1.5	0.1	0.0	0.3
Sr Hi	2288	48	91.0	0.8	0.3	0.1	0.1	0.2	0.4	0.8	2.1	2.6	1.5
Total	4620	126	92.6	0.8	0.3	0.1	0.4	0.5	0.9	1.1	1.1	1.3	0.9

## 6.6 Where Do You Use

Table 6.108: Where do you smoke cigarettes?

Grade Level	N of Valid	N of Miss	Do Not Use	At Home	At School	In A Car	Friend's House	Other
8th	2410	0	65.7	13.8	2.4	6.8	17.2	13.6
11th	2336	0	59.7	17.9	5.7	21.2	20.5	15.4
Jr Hi	2410	0	65.7	13.8	2.4	6.8	17.2	13.6
Sr Hi	2336	0	59.7	17.9	5.7	21.2	20.5	15.4
Total	4746	0	62.7	15.8	4.0	13.9	18.8	14.5

Table 6.109: Where do you use smokeless tobacco?

Grade Level	N of Valid	N of Miss	Do Not Use	At Home	At School	In A Car	Friend's House	Other
8th	2410	0	81.5	7.0	2.9	2.8	5.9	6.2
11th	2336	0	81.1	8.2	5.1	6.2	7.3	8.0
Jr Hi	2410	0	81.5	7.0	2.9	2.8	5.9	6.2
Sr Hi	2336	0	81.1	8.2	5.1	6.2	7.3	8.0
Total	4746	0	81.3	7.6	4.0	4.5	6.6	7.1

Table 6.110: Where do you smoke cigars?

Grade Level	N of Valid	N of Miss	Do Not Use	At Home	At School	In A Car	Friend's House	Other
8th	2410	0	81.8	6.1	0.7	2.2	5.2	4.6
11th	2336	0	77.1	6.7	1.3	6.2	8.5	8.2
Jr Hi	2410	0	81.8	6.1	0.7	2.2	5.2	4.6
Sr Hi	2336	0	77.1	6.7	1.3	6.2	8.5	8.2
Total	4746	0	79.5	6.4	1.0	4.2	6.8	6.4

Table 6.111: Where do you drink beer?

Grade Level	N of Valid	N of Miss	Do Not Use	At Home	At School	In A Car	Friend's House	Other
8th	2410	0	56.1	15.7	1.7	4.6	20.8	14.6
11th	2336	0	38.9	20.2	2.3	9.8	41.0	25.3
Jr Hi	2410	0	56.1	15.7	1.7	4.6	20.8	14.6
Sr Hi	2336	0	38.9	20.2	2.3	9.8	41.0	25.3
Total	4746	0	47.6	17.9	2.0	7.2	30.7	19.8

Table 6.112: Where do you drink wine coolers?

Grade Level	N of Valid	N of Miss	Do Not Use	At Home	At School	In A Car	Friend's House	Other
8th	2410	0	57.6	18.7	1.2	3.7	17.2	13.5
11th	2336	0	47.3	19.6	1.5	6.2	31.2	19.3
Jr Hi	2410	0	57.6	18.7	1.2	3.7	17.2	13.5
Sr Hi	2336	0	47.3	19.6	1.5	6.2	31.2	19.3
Total	4746	0	52.6	19.1	1.4	4.9	24.1	16.3

Table 6.113: Where do you drink liquor?

Grade Level	N of Valid	N of Miss	Do Not Use	At Home	At School	In A Car	Friend's House	Other
8th	2410	0	66.0	10.9	1.8	3.3	16.4	11.7
11th	2336	0	41.5	18.3	2.5	8.2	38.9	24.8
Jr Hi	2410	0	66.0	10.9	1.8	3.3	16.4	11.7
Sr Hi	2336	0	41.5	18.3	2.5	8.2	38.9	24.8
Total	4746	0	54.0	14.5	2.1	5.7	27.5	18.1

Table 6.114: Where do you smoke marijuana?

Grade Level	N of Valid	N of Miss	Do Not Use	At Home	At School	In A Car	Friend's House	Other
8th	2410	0	77.0	5.5	1.6	4.2	11.1	8.7
11th	2336	0	64.2	10.5	3.7	13.5	22.0	16.9
Jr Hi	2410	0	77.0	5.5	1.6	4.2	11.1	8.7
Sr Hi	2336	0	64.2	10.5	3.7	13.5	22.0	16.9
Total	4746	0	70.7	7.9	2.6	8.8	16.4	12.7

Table 6.115: Where do you use cocaine?

Grade Level	N of Valid	N of Miss	Do Not Use	At Home	At School	In A Car	Friend's House	Other
8th	2410	0	90.7	1.2	0.7	1.0	2.4	2.0
11th	2336	0	88.7	2.4	1.3	2.2	4.4	3.9
Jr Hi	2410	0	90.7	1.2	0.7	1.0	2.4	2.0
Sr Hi	2336	0	88.7	2.4	1.3	2.2	4.4	3.9
Total	4746	0	89.7	1.8	1.0	1.6	3.4	2.9

Table 6.116: Where do you use uppers?

Grade Level	N of Valid	N of Miss	Do Not Use	At Home	At School	In A Car	Friend's House	Other
8th	2410	0	89.9	1.6	0.9	1.0	2.2	2.4
11th	2336	0	89.9	2.5	2.2	1.8	3.2	3.3
Jr Hi	2410	0	89.9	1.6	0.9	1.0	2.2	2.4
Sr Hi	2336	0	89.9	2.5	2.2	1.8	3.2	3.3
Total	4746	0	89.9	2.0	1.5	1.4	2.7	2.8

Table 6.117: Where do you use downers?

Grade Level	N of Valid	N of Miss	Do Not Use	At Home	At School	In A Car	Friend's House	Other
8th	2410	0	89.6	2.3	1.1	1.2	2.1	2.3
11th	2336	0	89.1	3.1	2.2	2.2	3.8	3.4
Jr Hi	2410	0	89.6	2.3	1.1	1.2	2.1	2.3
Sr Hi	2336	0	89.1	3.1	2.2	2.2	3.8	3.4
Total	4746	0	89.4	2.7	1.6	1.7	2.9	2.9

Table 6.118: Where do you use inhalants?

Grade Level	N of Valid	N of Miss	Do Not Use	At Home	At School	In A Car	Friend's House	Other
8th	2410	0	88.6	2.3	2.4	1.0	2.0	2.0
11th	2336	0	90.6	2.0	1.6	1.3	2.4	2.4
Jr Hi	2410	0	88.6	2.3	2.4	1.0	2.0	2.0
Sr Hi	2336	0	90.6	2.0	1.6	1.3	2.4	2.4
Total	4746	0	89.6	2.1	2.0	1.2	2.2	2.2

Table 6.119: Where do you use hallucinogens?

Grade Level	N of Valid	N of Miss	Do Not Use	At Home	At School	In A Car	Friend's House	Other
8th	2410	0	91.2	1.0	0.8	0.9	1.6	2.0
11th	2336	0	89.3	2.1	1.3	1.2	3.6	3.6
Jr Hi	2410	0	91.2	1.0	0.8	0.9	1.6	2.0
Sr Hi	2336	0	89.3	2.1	1.3	1.2	3.6	3.6
Total	4746	0	90.3	1.5	1.1	1.1	2.6	2.8



Table 6.120: Where do you use heroin?

Grade Level	N of Valid	N of Miss	Do Not Use	At Home	At School	In A Car	Friend's House	Other
8th	2410	0	92.0	0.4	0.5	0.5	1.1	1.5
11th	2336	0	92.8	0.9	0.9	0.9	1.6	1.7
Jr Hi	2410	0	92.0	0.4	0.5	0.5	1.1	1.5
Sr Hi	2336	0	92.8	0.9	0.9	0.9	1.6	1.7
Total	4746	0	92.4	0.6	0.7	0.7	1.3	1.6

Table 6.121: Where do you use steroids?

Grade Level	N of Valid	N of Miss	Do Not Use	At Home	At School	In A Car	Friend's House	Other
8th	2410	0	91.8	1.0	0.6	0.6	0.8	1.2
11th	2336	0	93.1	0.8	0.8	0.5	0.9	1.7
Jr Hi	2410	0	91.8	1.0	0.6	0.6	0.8	1.2
Sr Hi	2336	0	93.1	0.8	0.8	0.5	0.9	1.7
Total	4746	0	92.5	0.9	0.7	0.5	0.8	1.4

Table 6.122: Where do you use ecstasy?

Grade Level	N of Valid	N of Miss	Do Not Use	At Home	At School	In A Car	Friend's House	Other
8th	2410	0	91.0	0.7	0.5	0.7	1.8	1.7
11th	2336	0	91.1	1.1	1.2	1.2	2.2	2.8
Jr Hi	2410	0	91.0	0.7	0.5	0.7	1.8	1.7
Sr Hi	2336	0	91.1	1.1	1.2	1.2	2.2	2.8
Total	4746	0	91.0	0.9	0.8	1.0	2.0	2.3

Table 6.123: Where do you use OxyContin?

Grade Level	N of Valid	N of Miss	Do Not Use	At Home	At School	In A Car	Friend's House	Other
8th	2410	0	89.8	1.2	0.9	1.1	2.4	2.3
11th	2336	0	88.6	2.5	1.9	2.2	3.9	3.6
Jr Hi	2410	0	89.8	1.2	0.9	1.1	2.4	2.3
Sr Hi	2336	0	88.6	2.5	1.9	2.2	3.9	3.6
Total	4746	0	89.2	1.9	1.4	1.6	3.2	3.0

Table 6.124: Where do you use any tobacco?

Grade Level	N of Valid	N of Miss	Do Not Use	At Home	At School	In A Car	Friend's House	Other
8th	2410	0	87.8	10.7	3.2	4.2	9.1	8.7
11th	2336	0	87.1	11.9	5.6	10.6	13.3	12.7
Jr Hi	2410	0	87.8	10.7	3.2	4.2	9.1	8.7
Sr Hi	2336	0	87.1	11.9	5.6	10.6	13.3	12.7
Total	4746	0	87.4	11.3	4.4	7.4	11.1	10.7

Table 6.125: Where do you use any alcohol?

Grade Level	N of Valid	N of Miss	Do Not Use	At Home	At School	In A Car	Friend's House	Other
8th	2410	0	72.8	24.7	2.7	5.8	26.2	19.7
11th	2336	0	57.2	28.2	3.6	11.3	47.7	30.2
Jr Hi	2410	0	72.8	24.7	2.7	5.8	26.2	19.7
Sr Hi	2336	0	57.2	28.2	3.6	11.3	47.7	30.2
Total	4746	0	65.1	26.4	3.1	8.5	36.8	24.8

Table 6.126: Where do you use any illicit drugs?

Grade Level	N of Valid	N of Miss	Do Not Use	At Home	At School	In A Car	Friend's House	Other
8th	2410	0	93.9	9.7	4.6	5.6	13.5	11.2
11th	2336	0	94.9	14.1	7.5	15.7	24.4	18.9
Jr Hi	2410	0	93.9	9.7	4.6	5.6	13.5	11.2
Sr Hi	2336	0	94.9	14.1	7.5	15.7	24.4	18.9
Total	4746	0	94.4	11.9	6.0	10.6	18.9	15.0

## 6.7 When Do You Use

Table 6.127: When do you smoke cigarettes?

Grade Level	N of Valid	N of Miss	Do Not Use	Before School	During School	After School	Week Nights	Week ends
8th	2410	0	66.5	7.3	1.8	13.3	9.6	20.1
11th	2336	0	61.5	14.1	5.8	19.5	15.9	25.5
Jr Hi	2410	0	66.5	7.3	1.8	13.3	9.6	20.1
Sr Hi	2336	0	61.5	14.1	5.8	19.5	15.9	25.5
Total	4746	0	64.0	10.7	3.8	16.4	12.7	22.7

Table 6.128: When do you use smokeless tobacco?

Grade Level	N of Valid	N of Miss	Do Not Use	Before School	During School	After School	Week Nights	Week ends
8th	2410	0	81.0	3.2	2.9	6.3	4.3	7.3
11th	2336	0	80.7	4.9	4.6	7.2	6.0	8.3
Jr Hi	2410	0	81.0	3.2	2.9	6.3	4.3	7.3
Sr Hi	2336	0	80.7	4.9	4.6	7.2	6.0	8.3
Total	4746	0	80.9	4.0	3.7	6.7	5.1	7.8

Table 6.129: When do you smoke cigars?

Grade Level	N of Valid	N of Miss	Do Not Use	Before School	During School	After School	Week Nights	Week ends
8th	2410	0	82.7	1.3	0.5	3.5	2.2	7.1
11th	2336	0	78.9	1.9	1.5	3.9	4.2	12.6
Jr Hi	2410	0	82.7	1.3	0.5	3.5	2.2	7.1
Sr Hi	2336	0	78.9	1.9	1.5	3.9	4.2	12.6
Total	4746	0	80.8	1.6	1.0	3.7	3.2	9.8

Table 6.130: When do you drink beer?

Grade Level	N of Valid	N of Miss	Do Not Use	Before School	During School	After School	Week Nights	Week ends
8th	2410	0	59.1	1.7	1.2	6.9	6.8	29.9
11th	2336	0	41.2	2.4	1.6	6.3	9.8	50.2
Jr Hi	2410	0	59.1	1.7	1.2	6.9	6.8	29.9
Sr Hi	2336	0	41.2	2.4	1.6	6.3	9.8	50.2
Total	4746	0	50.3	2.0	1.4	6.6	8.3	39.9

Table 6.131: When do you drink wine coolers?

Grade Level	N of Valid	N of Miss	Do Not Use	Before School	During School	After School	Week Nights	Week ends
8th	2410	0	59.9	1.6	0.7	5.6	6.0	29.0
11th	2336	0	49.9	1.7	1.2	4.5	7.3	41.2
Jr Hi	2410	0	59.9	1.6	0.7	5.6	6.0	29.0
Sr Hi	2336	0	49.9	1.7	1.2	4.5	7.3	41.2
Total	4746	0	55.0	1.6	0.9	5.1	6.7	35.0

Table 6.132: When do you drink liquor?

Grade Level	N of Valid	N of Miss	Do Not Use	Before School	During School	After School	Week Nights	Week ends
8th	2410	0	67.0	1.8	1.1	5.2	5.3	23.3
11th	2336	0	43.0	2.3	1.8	5.8	8.4	48.2
Jr Hi	2410	0	67.0	1.8	1.1	5.2	5.3	23.3
Sr Hi	2336	0	43.0	2.3	1.8	5.8	8.4	48.2
Total	4746	0	55.2	2.0	1.5	5.5	6.8	35.6

Table 6.133: When do you smoke marijuana?

Grade Level	N of Valid	N of Miss	Do Not Use	Before School	During School	After School	Week Nights	Week ends
8th	2410	0	77.6	2.7	1.4	5.4	5.3	13.0
11th	2336	0	66.4	7.1	3.9	10.5	11.1	24.9
Jr Hi	2410	0	77.6	2.7	1.4	5.4	5.3	13.0
Sr Hi	2336	0	66.4	7.1	3.9	10.5	11.1	24.9
Total	4746	0	72.0	4.9	2.6	7.9	8.2	18.8

Table 6.134: When do you use cocaine?

Grade Level	N of Valid	N of Miss	Do Not Use	Before School	During School	After School	Week Nights	Week ends
8th	2410	0	89.3	0.8	0.7	1.2	1.1	2.7
11th	2336	0	87.8	1.6	1.5	2.3	2.4	4.8
Jr Hi	2410	0	89.3	0.8	0.7	1.2	1.1	2.7
Sr Hi	2336	0	87.8	1.6	1.5	2.3	2.4	4.8
Total	4746	0	88.6	1.2	1.1	1.7	1.8	3.7

Table 6.135: When do you use uppers?

Grade Level	N of Valid	N of Miss	Do Not Use	Before School	During School	After School	Week Nights	Week ends
8th	2410	0	88.9	1.0	0.9	1.5	1.1	3.0
11th	2336	0	88.7	1.9	1.9	2.2	2.2	3.9
Jr Hi	2410	0	88.9	1.0	0.9	1.5	1.1	3.0
Sr Hi	2336	0	88.7	1.9	1.9	2.2	2.2	3.9
Total	4746	0	88.8	1.5	1.4	1.9	1.6	3.4

Table 6.136: When do you use downers?

Grade Level	N of Valid	N of Miss	Do Not Use	Before School	During School	After School	Week Nights	Week ends
8th	2410	0	88.9	1.4	0.9	1.7	1.4	2.8
11th	2336	0	88.1	2.0	2.2	2.5	2.5	4.2
Jr Hi	2410	0	88.9	1.4	0.9	1.7	1.4	2.8
Sr Hi	2336	0	88.1	2.0	2.2	2.5	2.5	4.2
Total	4746	0	88.5	1.7	1.5	2.1	2.0	3.5

Table 6.137: When do you use inhalants?

Grade Level	N of Valid	N of Miss	Do Not Use	Before School	During School	After School	Week Nights	Week ends
8th	2410	0	87.8	1.0	1.9	1.7	1.4	2.9
11th	2336	0	89.7	0.9	1.8	1.6	1.5	2.7
Jr Hi	2410	0	87.8	1.0	1.9	1.7	1.4	2.9
Sr Hi	2336	0	89.7	0.9	1.8	1.6	1.5	2.7
Total	4746	0	88.8	0.9	1.8	1.6	1.5	2.8

Table 6.138: When do you use hallucinogens?

Grade Level	N of Valid	N of Miss	Do Not Use	Before School	During School	After School	Week Nights	Week ends
8th	2410	0	90.2	0.8	0.6	0.9	1.0	2.1
11th	2336	0	88.6	1.2	1.3	1.6	1.6	4.3
Jr Hi	2410	0	90.2	0.8	0.6	0.9	1.0	2.1
Sr Hi	2336	0	88.6	1.2	1.3	1.6	1.6	4.3
Total	4746	0	89.4	1.0	0.9	1.2	1.3	3.2

Table 6.139: When do you use heroin?

Grade Level	N of Valid	N of Miss	Do Not Use	Before School	During School	After School	Week Nights	Week ends
8th	2410	0	91.0	0.6	0.7	0.8	0.9	1.5
11th	2336	0	91.4	0.8	0.9	1.0	0.9	2.1
Jr Hi	2410	0	91.0	0.6	0.7	0.8	0.9	1.5
Sr Hi	2336	0	91.4	0.8	0.9	1.0	0.9	2.1
Total	4746	0	91.2	0.7	0.8	0.9	0.9	1.8

Table 6.140: When do you use steroids?

Grade Level	N of Valid	N of Miss	Do Not Use	Before School	During School	After School	Week Nights	Week ends
8th	2410	0	91.0	0.7	0.5	0.7	0.7	1.4
11th	2336	0	91.4	0.7	0.9	1.0	1.2	1.2
Jr Hi	2410	0	91.0	0.7	0.5	0.7	0.7	1.4
Sr Hi	2336	0	91.4	0.7	0.9	1.0	1.2	1.2
Total	4746	0	91.2	0.7	0.7	0.8	0.9	1.3

Table 6.141: When do you use ecstasy?

Grade Level	N of Valid	N of Miss	Do Not Use	Before School	During School	After School	Week Nights	Week ends
8th	2410	0	90.0	0.6	0.5	0.7	0.8	2.3
11th	2336	0	89.3	0.7	1.0	1.2	1.4	3.3
Jr Hi	2410	0	90.0	0.6	0.5	0.7	0.8	2.3
Sr Hi	2336	0	89.3	0.7	1.0	1.2	1.4	3.3
Total	4746	0	89.7	0.7	0.8	1.0	1.1	2.8

Table 6.142: When do you use OxyContin?

Grade Level	N of Valid	N of Miss	Do Not Use	Before School	During School	After School	Week Nights	Week ends
8th	2410	0	88.9	1.1	0.7	1.3	1.3	3.0
11th	2336	0	87.4	1.7	1.8	2.3	2.6	4.9
Jr Hi	2410	0	88.9	1.1	0.7	1.3	1.3	3.0
Sr Hi	2336	0	87.4	1.7	1.8	2.3	2.6	4.9
Total	4746	0	88.1	1.4	1.3	1.8	1.9	3.9

Table 6.143: When do you use any tobacco?

Grade Level	N of Valid	N of Miss	Do Not Use	Before School	During School	After School	Week Nights	Week ends
8th	2410	0	87.3	3.9	3.0	7.8	5.4	11.2
11th	2336	0	86.9	5.7	5.2	9.5	8.8	16.4
Jr Hi	2410	0	87.3	3.9	3.0	7.8	5.4	11.2
Sr Hi	2336	0	86.9	5.7	5.2	9.5	8.8	16.4
Total	4746	0	87.1	4.8	4.1	8.6	7.1	13.7

Table 6.144: When do you use any alcohol?

Grade Level	N of Valid	N of Miss	Do Not Use	Before School	During School	After School	Week Nights	Week ends
8th	2410	0	73.7	2.5	1.7	8.6	9.1	37.8
11th	2336	0	58.3	3.3	2.4	8.0	12.4	57.2
Jr Hi	2410	0	73.7	2.5	1.7	8.6	9.1	37.8
Sr Hi	2336	0	58.3	3.3	2.4	8.0	12.4	57.2
Total	4746	0	66.1	2.9	2.1	8.3	10.7	47.4

Table 6.145: When do you use any illicit drugs?

Grade Level	N of Valid	N of Miss	Do Not Use	Before School	During School	After School	Week Nights	Week ends
8th	2410	0	92.8	4.4	4.1	7.8	7.1	15.7
11th	2336	0	93.2	9.2	7.0	12.5	13.5	28.1
Jr Hi	2410	0	92.8	4.4	4.1	7.8	7.1	15.7
Sr Hi	2336	0	93.2	9.2	7.0	12.5	13.5	28.1
Total	4746	0	93.0	6.8	5.5	10.1	10.3	21.8

## 6.8 While At School Have You

Table 6.146: While at school have you carried a gun?

Grade Level	N of Valid	N of Miss	Never	One Time	2-5 Times	6 or More Times
8th	2261	149	96.2	1.1	0.8	1.8
11th	2226	110	96.9	0.7	0.6	1.8
Jr Hi	2261	149	96.2	1.1	0.8	1.8
Sr Hi	2226	110	96.9	0.7	0.6	1.8
Total	4487	259	96.6	0.9	0.7	1.8

Table 6.147: While at school have you carried a knife, club or other weapon?

Grade Level	N of Valid	N of Miss	Never	One Time	2-5 Times	6 or More Times
8th	2255	155	84.4	7.4	3.8	4.4
11th	2227	109	80.0	6.7	4.3	9.0
Jr Hi	2255	155	84.4	7.4	3.8	4.4
Sr Hi	2227	109	80.0	6.7	4.3	9.0
Total	4482	264	82.2	7.1	4.0	6.7

Table 6.148: While at school have you threatened a student with a gun, knife or club?

Grade Level	N of Valid	N of Miss	Never	One Time	2-5 Times	6 or More Times
8th	2242	168	94.3	2.4	1.6	1.8
11th	2216	120	95.0	1.5	1.4	2.1
Jr Hi	2242	168	94.3	2.4	1.6	1.8
Sr Hi	2216	120	95.0	1.5	1.4	2.1
Total	4458	288	94.7	2.0	1.5	1.9

Table 6.149: While at school have you threatened to hurt a student by hitting, slapping or kicking?

Grade Level	N of Valid	N of Miss	Never	One Time	2-5 Times	6 or More Times
8th	2253	157	54.7	12.7	16.0	16.6
11th	2219	117	62.3	10.3	15.1	12.2
Jr Hi	2253	157	54.7	12.7	16.0	16.6
Sr Hi	2219	117	62.3	10.3	15.1	12.2
Total	4472	274	58.5	11.5	15.6	14.4



Table 6.150: While at school have you hurt a student by using a gun, knife or club?

Grade Level	N of Valid	N of Miss	Never	One Time	2-5 Times	6 or More Times
8th	2255	155	96.3	1.3	0.6	1.8
11th	2218	118	96.9	0.8	0.8	1.5
Jr Hi	2255	155	96.3	1.3	0.6	1.8
Sr Hi	2218	118	96.9	0.8	0.8	1.5
Total	4473	273	96.6	1.1	0.7	1.6

Table 6.151: While at school have you hurt a student by hitting, slapping or kicking?

Grade Level	N of Valid	N of Miss	Never	One Time	2-5 Times	6 or More Times
8th	2251	159	61.8	13.7	13.7	10.7
11th	2211	125	71.6	10.4	10.3	7.7
Jr Hi	2251	159	61.8	13.7	13.7	10.7
Sr Hi	2211	125	71.6	10.4	10.3	7.7
Total	4462	284	66.7	12.1	12.0	9.2

Table 6.152: While at school have you been threatened with a gun, knife or club by a student?

Grade Level	N of Valid	N of Miss	Never	One Time	2-5 Times	6 or More Times
8th	2245	165	83.5	9.4	4.0	3.2
11th	2208	128	88.4	5.7	3.4	2.5
Jr Hi	2245	165	83.5	9.4	4.0	3.2
Sr Hi	2208	128	88.4	5.7	3.4	2.5
Total	4453	293	85.9	7.5	3.7	2.8

Table 6.153: While at school have you had a student threaten to hit, slap or kick you?

Grade Level	N of Valid	N of Miss	Never	One Time	2-5 Times	6 or More Times
8th	2237	173	51.4	17.9	16.3	14.4
11th	2208	128	59.2	14.4	15.8	10.6
Jr Hi	2237	173	51.4	17.9	16.3	14.4
Sr Hi	2208	128	59.2	14.4	15.8	10.6
Total	4445	301	55.3	16.1	16.1	12.5

Table 6.154: While at school have you been afraid a student may hurt you?

Grade Level	N of Valid	N of Miss	Never	One Time	2-5 Times	6 or More Times
8th	2233	177	72.1	14.8	7.3	5.7
11th	2209	127	78.8	11.9	5.1	4.3
Jr Hi	2233	177	72.1	14.8	7.3	5.7
Sr Hi	2209	127	78.8	11.9	5.1	4.3
Total	4442	304	75.4	13.4	6.2	5.0

Table 6.155: While at school have you been hurt by a student using a gun, knife or club?

Grade Level	N of Valid	N of Miss	Never	One Time	2-5 Times	6 or More Times
8th	2238	172	95.9	1.7	1.0	1.5
11th	2210	126	96.2	1.7	0.6	1.4
Jr Hi	2238	172	95.9	1.7	1.0	1.5
Sr Hi	2210	126	96.2	1.7	0.6	1.4
Total	4448	298	96.1	1.7	0.8	1.5

Table 6.156: While at school have you been hurt by a student who hit, slapped or kicked you?

Grade Level	N of Valid	N of Miss	Never	One Time	2-5 Times	6 or More Times
8th	2233	177	77.7	11.4	6.3	4.6
11th	2208	128	83.4	8.2	4.4	3.9
Jr Hi	2233	177	77.7	11.4	6.3	4.6
Sr Hi	2208	128	83.4	8.2	4.4	3.9
Total	4441	305	80.5	9.8	5.4	4.3

Table 6.157: While at school have you been helped by a school security officer?

Grade Level	N of Valid	N of Miss	Never	One Time	2-5 Times	6 or More Times
8th	2229	181	95.4	2.1	1.3	1.3
11th	2202	134	93.6	3.8	1.2	1.4
Jr Hi	2229	181	95.4	2.1	1.3	1.3
Sr Hi	2202	134	93.6	3.8	1.2	1.4
Total	4431	315	94.5	2.9	1.2	1.3

Table 6.158: While at school have you been in trouble with school security officer?

Grade Level	N of Valid	N of Miss	Never	One Time	2-5 Times	6 or More Times
8th	2222	188	93.9	2.7	1.4	2.1
11th	2200	136	93.8	2.5	1.5	2.1
Jr Hi	2222	188	93.9	2.7	1.4	2.1
Sr Hi	2200	136	93.8	2.5	1.5	2.1
Total	4422	324	93.8	2.6	1.4	2.1

## 6.9 What Effect Do You Most Often Get When You Use

Table 6.159: What effect do you most often get when you smoke cigarettes?

Grade Level	N of Valid	N of Miss	Do Not Use	No High	A Little High	Very High	Bombed/Stoned
8th	2268	142	69.1	26.5	2.6	0.5	1.3
11th	2232	104	61.8	31.4	4.7	0.6	1.4
Jr Hi	2268	142	69.1	26.5	2.6	0.5	1.3
Sr Hi	2232	104	61.8	31.4	4.7	0.6	1.4
Total	4500	246	65.5	28.9	3.7	0.6	1.4

Table 6.160: What effect do you most often get when you use smokeless tobacco?

Grade Level	N of Valid	N of Miss	Do Not Use	No High	A Little High	Very High	Bombed/Stoned
8th	2275	135	84.4	11.9	2.0	0.7	1.1
11th	2233	103	82.8	12.4	2.5	0.8	1.5
Jr Hi	2275	135	84.4	11.9	2.0	0.7	1.1
Sr Hi	2233	103	82.8	12.4	2.5	0.8	1.5
Total	4508	238	83.6	12.2	2.2	0.7	1.3

Table 6.161: What effect do you most often get when you smoke cigars?

Grade Level	N of Valid	N of Miss	Do Not Use	No High	A Little High	Very High	Bombed/Stoned
8th	2273	137	85.3	10.7	1.8	0.9	1.2
11th	2231	105	79.5	15.2	3.0	0.6	1.7
Jr Hi	2273	137	85.3	10.7	1.8	0.9	1.2
Sr Hi	2231	105	79.5	15.2	3.0	0.6	1.7
Total	4504	242	82.5	12.9	2.4	0.8	1.5

Table 6.162: What effect do you most often get when you drink beer?

Grade Level	N of Valid	N of Miss	Do Not Use	No High	A Little High	Very High	Bombed/Stoned
8th	2268	142	59.7	17.9	12.3	5.4	4.7
11th	2228	108	41.6	13.6	21.7	12.4	10.8
Jr Hi	2268	142	59.7	17.9	12.3	5.4	4.7
Sr Hi	2228	108	41.6	13.6	21.7	12.4	10.8
Total	4496	250	50.7	15.8	17.0	8.9	7.7

Table 6.163: What effect do you most often get when you drink wine coolers?

Grade Level	N of Valid	N of Miss	Do Not Use	No High	A Little High	Very High	Bombed/Stoned
8th	2267	143	60.2	24.4	10.1	2.5	2.7
11th	2234	102	49.5	23.4	17.9	4.8	4.4
Jr Hi	2267	143	60.2	24.4	10.1	2.5	2.7
Sr Hi	2234	102	49.5	23.4	17.9	4.8	4.4
Total	4501	245	54.9	23.9	14.0	3.7	3.6

Table 6.164: What effect do you most often get when you drink liquor?

Grade Level	N of Valid	N of Miss	Do Not Use	No High	A Little High	Very High	Bombed/Stoned
8th	2258	152	68.8	9.3	8.6	6.5	6.7
11th	2223	113	44.0	9.2	12.3	16.5	17.9
Jr Hi	2258	152	68.8	9.3	8.6	6.5	6.7
Sr Hi	2223	113	44.0	9.2	12.3	16.5	17.9
Total	4481	265	56.5	9.3	10.4	11.5	12.3

Table 6.165: What effect do you most often get when you smoke marijuana?

Grade Level	N of Valid	N of Miss	Do Not Use	No High	A Little High	Very High	Bombed/Stoned
8th	2263	147	80.1	1.2	2.5	5.8	10.3
11th	2231	105	65.0	1.8	6.5	8.8	17.9
Jr Hi	2263	147	80.1	1.2	2.5	5.8	10.3
Sr Hi	2231	105	65.0	1.8	6.5	8.8	17.9
Total	4494	252	72.6	1.5	4.5	7.3	14.1

Table 6.166: What effect do you most often get when you use cocaine?

Grade Level	N of Valid	N of Miss	Do Not Use	No High	A Little High	Very High	Bombed/Stoned
8th	2266	144	93.9	0.8	0.7	1.3	3.3
11th	2229	107	91.7	0.9	1.0	2.2	4.1
Jr Hi	2266	144	93.9	0.8	0.7	1.3	3.3
Sr Hi	2229	107	91.7	0.9	1.0	2.2	4.1
Total	4495	251	92.8	0.9	0.8	1.8	3.7

Table 6.167: What effect do you most often get when you use uppers?

Grade Level	N of Valid	N of Miss	Do Not Use	No High	A Little High	Very High	Bombed/Stoned
8th	2260	150	93.6	1.0	1.3	1.6	2.5
11th	2238	98	92.7	0.9	1.6	2.2	2.6
Jr Hi	2260	150	93.6	1.0	1.3	1.6	2.5
Sr Hi	2238	98	92.7	0.9	1.6	2.2	2.6
Total	4498	248	93.2	0.9	1.4	1.9	2.6

Table 6.168: What effect do you most often get when you use downers?

Grade Level	N of Valid	N of Miss	Do Not Use	No High	A Little High	Very High	Bombed/Stoned
8th	2270	140	93.1	1.5	1.1	1.8	2.5
11th	2236	100	91.7	1.4	2.1	2.2	2.5
Jr Hi	2270	140	93.1	1.5	1.1	1.8	2.5
Sr Hi	2236	100	91.7	1.4	2.1	2.2	2.5
Total	4506	240	92.4	1.5	1.6	2.0	2.5

Table 6.169: What effect do you most often get when you use inhalants?

Grade Level	N of Valid	N of Miss	Do Not Use	No High	A Little High	Very High	Bombed/Stoned
8th	2257	153	92.0	2.2	2.6	1.0	2.3
11th	2232	104	93.7	0.9	1.7	1.4	2.3
Jr Hi	2257	153	92.0	2.2	2.6	1.0	2.3
Sr Hi	2232	104	93.7	0.9	1.7	1.4	2.3
Total	4489	257	92.8	1.5	2.1	1.2	2.3

Table 6.170: What effect do you most often get when you use hallucinogens?

Grade Level	N of Valid	N of Miss	Do Not Use	No High	A Little High	Very High	Bombed/Stoned
8th	2267	143	94.8	0.8	0.6	1.0	2.8
11th	2226	110	92.6	0.8	1.0	1.4	4.2
Jr Hi	2267	143	94.8	0.8	0.6	1.0	2.8
Sr Hi	2226	110	92.6	0.8	1.0	1.4	4.2
Total	4493	253	93.7	0.8	0.8	1.2	3.5

Table 6.171: What effect do you most often get when you use heroin?

Grade Level	N of Valid	N of Miss	Do Not Use	No High	A Little High	Very High	Bombed/Stoned
8th	2260	150	95.5	0.8	0.6	0.8	2.4
11th	2236	100	95.6	0.7	0.6	0.6	2.4
Jr Hi	2260	150	95.5	0.8	0.6	0.8	2.4
Sr Hi	2236	100	95.6	0.7	0.6	0.6	2.4
Total	4496	250	95.6	0.7	0.6	0.7	2.4

Table 6.172: What effect do you most often get when you use steroids?

Grade Level	N of Valid	N of Miss	Do Not Use	No High	A Little High	Very High	Bombed/Stoned
8th	2260	150	95.8	1.2	0.5	0.7	1.8
11th	2228	108	96.2	1.2	0.4	0.7	1.5
Jr Hi	2260	150	95.8	1.2	0.5	0.7	1.8
Sr Hi	2228	108	96.2	1.2	0.4	0.7	1.5
Total	4488	258	96.0	1.2	0.5	0.7	1.7

Table 6.173: What effect do you most often get when you use ecstasy?

Grade Level	N of Valid	N of Miss	Do Not Use	No High	A Little High	Very High	Bombed/Stoned
8th	2260	150	94.8	0.8	0.4	1.2	2.8
11th	2232	104	94.0	0.7	1.0	1.4	2.9
Jr Hi	2260	150	94.8	0.8	0.4	1.2	2.8
Sr Hi	2232	104	94.0	0.7	1.0	1.4	2.9
Total	4492	254	94.4	0.7	0.7	1.3	2.8

Table 6.174: What effect do you most often get when you use OxyContin?

Grade Level	N of Valid	N of Miss	Do Not Use	No High	A Little High	Very High	Bombed/Stoned
8th	2249	161	93.9	0.8	0.6	1.6	3.1
11th	2227	109	91.8	1.2	1.1	2.3	3.7
Jr Hi	2249	161	93.9	0.8	0.6	1.6	3.1
Sr Hi	2227	109	91.8	1.2	1.1	2.3	3.7
Total	4476	270	92.9	1.0	0.8	1.9	3.4

## 6.10 How Easy Is It To Get

Table 6.175: How easy is it to get cigarettes?

Grade Level	N of Valid	N of Miss	Cannot Get	Very Difficult	Fairly Difficult	Fairly Easy	Very Easy
8th	2230	180	37.4	3.3	5.8	18.5	35.0
11th	2216	120	18.0	1.2	3.9	19.4	57.5
Jr Hi	2230	180	37.4	3.3	5.8	18.5	35.0
Sr Hi	2216	120	18.0	1.2	3.9	19.4	57.5
Total	4446	300	27.7	2.2	4.9	19.0	46.2

Table 6.176: How easy is it to get smokeless tobacco?

Grade Level	N of Valid	N of Miss	Cannot Get	Very Difficult	Fairly Difficult	Fairly Easy	Very Easy
8th	2217	193	48.1	3.1	5.6	14.7	28.5
11th	2206	130	24.3	1.2	3.7	18.7	52.1
Jr Hi	2217	193	48.1	3.1	5.6	14.7	28.5
Sr Hi	2206	130	24.3	1.2	3.7	18.7	52.1
Total	4423	323	36.2	2.1	4.7	16.7	40.3

Table 6.177: How easy is it to get cigars?

Grade Level	N of Valid	N of Miss	Cannot Get	Very Difficult	Fairly Difficult	Fairly Easy	Very Easy
8th	2209	201	53.7	5.2	8.0	13.5	19.6
11th	2205	131	26.3	2.7	6.6	19.1	45.4
Jr Hi	2209	201	53.7	5.2	8.0	13.5	19.6
Sr Hi	2205	131	26.3	2.7	6.6	19.1	45.4
Total	4414	332	40.0	3.9	7.3	16.3	32.4

Table 6.178: How easy is it to get beer?

Grade Level	N of Valid	N of Miss	Cannot Get	Very Difficult	Fairly Difficult	Fairly Easy	Very Easy
8th	2213	197	36.9	4.9	9.2	20.6	28.4
11th	2206	130	16.3	2.1	8.6	24.4	48.5
Jr Hi	2213	197	36.9	4.9	9.2	20.6	28.4
Sr Hi	2206	130	16.3	2.1	8.6	24.4	48.5
Total	4419	327	26.6	3.5	8.9	22.5	38.5



Table 6.179: How easy is it to get wine coolers?

Grade Level	N of Valid	N of Miss	Cannot Get	Very Difficult	Fairly Difficult	Fairly Easy	Very Easy
8th	2214	196	39.8	4.8	9.8	18.6	26.9
11th	2207	129	18.2	2.6	7.7	24.1	47.3
Jr Hi	2214	196	39.8	4.8	9.8	18.6	26.9
Sr Hi	2207	129	18.2	2.6	7.7	24.1	47.3
Total	4421	325	29.0	3.7	8.8	21.4	37.1

Table 6.180: How easy is it to get liquor?

Grade Level	N of Valid	N of Miss	Cannot Get	Very Difficult	Fairly Difficult	Fairly Easy	Very Easy
8th	2207	203	45.4	5.7	9.6	15.5	23.7
11th	2211	125	18.0	2.8	8.7	25.0	45.4
Jr Hi	2207	203	45.4	5.7	9.6	15.5	23.7
Sr Hi	2211	125	18.0	2.8	8.7	25.0	45.4
Total	4418	328	31.7	4.3	9.2	20.2	34.6

Table 6.181: How easy is it to get marijuana?

Grade Level	N of Valid	N of Miss	Cannot Get	Very Difficult	Fairly Difficult	Fairly Easy	Very Easy
8th	2210	200	53.8	5.8	8.3	12.9	19.0
11th	2200	136	25.8	3.5	8.3	23.0	39.4
Jr Hi	2210	200	53.8	5.8	8.3	12.9	19.0
Sr Hi	2200	136	25.8	3.5	8.3	23.0	39.4
Total	4410	336	39.8	4.7	8.3	17.9	29.2

Table 6.182: How easy is it to get cocaine?

Grade Level	N of Valid	N of Miss	Cannot Get	Very Difficult	Fairly Difficult	Fairly Easy	Very Easy
8th	2213	197	66.6	8.1	8.0	8.0	9.3
11th	2181	155	42.3	9.9	16.0	14.5	17.3
Jr Hi	2213	197	66.6	8.1	8.0	8.0	9.3
Sr Hi	2181	155	42.3	9.9	16.0	14.5	17.3
Total	4394	352	54.5	9.0	12.0	11.2	13.3

Table 6.183: How easy is it to get uppers?

Grade Level	N of Valid	N of Miss	Cannot Get	Very Difficult	Fairly Difficult	Fairly Easy	Very Easy
8th	2198	212	67.7	7.7	7.8	7.0	9.8
11th	2183	153	43.6	8.8	16.2	14.5	16.9
Jr Hi	2198	212	67.7	7.7	7.8	7.0	9.8
Sr Hi	2183	153	43.6	8.8	16.2	14.5	16.9
Total	4381	365	55.7	8.3	12.0	10.7	13.3

Table 6.184: How easy is it to get downers?

Grade Level	N of Valid	N of Miss	Cannot Get	Very Difficult	Fairly Difficult	Fairly Easy	Very Easy
8th	2205	205	66.5	7.1	8.0	7.6	10.8
11th	2176	160	42.6	8.1	14.6	16.3	18.4
Jr Hi	2205	205	66.5	7.1	8.0	7.6	10.8
Sr Hi	2176	160	42.6	8.1	14.6	16.3	18.4
Total	4381	365	54.6	7.6	11.3	11.9	14.6

Table 6.185: How easy is it to get inhalants?

Grade Level	N of Valid	N of Miss	Cannot Get	Very Difficult	Fairly Difficult	Fairly Easy	Very Easy
8th	2206	204	62.9	4.8	3.8	7.9	20.6
11th	2178	158	40.3	5.5	9.3	12.8	32.1
Jr Hi	2206	204	62.9	4.8	3.8	7.9	20.6
Sr Hi	2178	158	40.3	5.5	9.3	12.8	32.1
Total	4384	362	51.6	5.2	6.5	10.3	26.3

Table 6.186: How easy is it to get hallucinogens?

Grade Level	N of Valid	N of Miss	Cannot Get	Very Difficult	Fairly Difficult	Fairly Easy	Very Easy
8th	2194	216	69.8	7.8	6.9	6.7	8.8
11th	2180	156	44.5	11.0	16.3	13.3	14.9
Jr Hi	2194	216	69.8	7.8	6.9	6.7	8.8
Sr Hi	2180	156	44.5	11.0	16.3	13.3	14.9
Total	4374	372	57.2	9.4	11.6	10.0	11.8

Table 6.187: How easy is it to get heroin?

Grade Level	N of Valid	N of Miss	Cannot Get	Very Difficult	Fairly Difficult	Fairly Easy	Very Easy
8th	2204	206	70.5	8.5	6.7	6.0	8.3
11th	2171	165	47.5	12.4	15.6	10.9	13.5
Jr Hi	2204	206	70.5	8.5	6.7	6.0	8.3
Sr Hi	2171	165	47.5	12.4	15.6	10.9	13.5
Total	4375	371	59.1	10.4	11.1	8.4	10.9

Table 6.188: How easy is it to get steroids?

Grade Level	N of Valid	N of Miss	Cannot Get	Very Difficult	Fairly Difficult	Fairly Easy	Very Easy
8th	2199	211	70.4	7.4	7.1	6.2	8.9
11th	2176	160	46.3	10.2	15.2	12.9	15.4
Jr Hi	2199	211	70.4	7.4	7.1	6.2	8.9
Sr Hi	2176	160	46.3	10.2	15.2	12.9	15.4
Total	4375	371	58.4	8.8	11.1	9.5	12.2

Table 6.189: How easy is it to get ecstasy?

Grade Level	N of Valid	N of Miss	Cannot Get	Very Difficult	Fairly Difficult	Fairly Easy	Very Easy
8th	2195	215	70.7	8.5	6.3	6.1	8.4
11th	2184	152	45.3	12.0	15.0	12.5	15.2
Jr Hi	2195	215	70.7	8.5	6.3	6.1	8.4
Sr Hi	2184	152	45.3	12.0	15.0	12.5	15.2
Total	4379	367	58.0	10.3	10.6	9.3	11.8

Table 6.190: How easy is it to get OxyContin?

Grade Level	N of Valid	N of Miss	Cannot Get	Very Difficult	Fairly Difficult	Fairly Easy	Very Easy
8th	2190	220	69.1	7.8	6.4	6.9	9.8
11th	2181	155	43.9	10.0	13.6	13.4	19.1
Jr Hi	2190	220	69.1	7.8	6.4	6.9	9.8
Sr Hi	2181	155	43.9	10.0	13.6	13.4	19.1
Total	4371	375	56.5	8.9	10.0	10.2	14.4

## 6.11 In My School, I Feel Safe...

Table 6.191: In my school, I feel safe in the classroom?

Grade Level	N of Valid	N of Miss	Never	Seldom	Sometimes	Often	A Lot
8th	2250	160	9.2	4.4	11.1	20.2	55.1
11th	2210	126	6.3	3.0	9.7	24.9	56.0
Jr Hi	2250	160	9.2	4.4	11.1	20.2	55.1
Sr Hi	2210	126	6.3	3.0	9.7	24.9	56.0
Total	4460	286	7.8	3.7	10.4	22.5	55.6

Table 6.192: In my school, I feel safe in the cafeteria?

Grade Level	N of Valid	N of Miss	Never	Seldom	Sometimes	Often	A Lot
8th	2248	162	10.5	6.0	12.6	20.6	50.4
11th	2207	129	7.3	4.3	12.8	25.2	50.3
Jr Hi	2248	162	10.5	6.0	12.6	20.6	50.4
Sr Hi	2207	129	7.3	4.3	12.8	25.2	50.3
Total	4455	291	8.9	5.2	12.7	22.9	50.3

Table 6.193: In my school, I feel safe in the halls?

Grade Level	N of Valid	N of Miss	Never	Seldom	Sometimes	Often	A Lot
8th	2245	165	12.7	7.3	15.8	19.1	45.2
11th	2212	124	7.8	4.9	14.5	24.7	48.1
Jr Hi	2245	165	12.7	7.3	15.8	19.1	45.2
Sr Hi	2212	124	7.8	4.9	14.5	24.7	48.1
Total	4457	289	10.3	6.1	15.1	21.9	46.6

Table 6.194: In my school, I feel safe in the bathroom?

Grade Level	N of Valid	N of Miss	Never	Seldom	Sometimes	Often	A Lot
8th	2237	173	14.0	7.3	14.9	18.4	45.3
11th	2206	130	9.5	5.3	14.2	24.3	46.7
Jr Hi	2237	173	14.0	7.3	14.9	18.4	45.3
Sr Hi	2206	130	9.5	5.3	14.2	24.3	46.7
Total	4443	303	11.8	6.3	14.5	21.3	46.0

Table 6.195: In my school, I feel safe in the gym?

Grade Level	N of Valid	N of Miss	Never	Seldom	Sometimes	Often	A Lot
8th	2233	177	10.7	5.0	12.2	20.8	51.4
11th	2201	135	7.5	3.7	11.1	25.1	52.6
Jr Hi	2233	177	10.7	5.0	12.2	20.8	51.4
Sr Hi	2201	135	7.5	3.7	11.1	25.1	52.6
Total	4434	312	9.1	4.3	11.6	23.0	52.0

Table 6.196: In my school, I feel safe on the school bus?

Grade Level	N of Valid	N of Miss	Never	Seldom	Sometimes	Often	A Lot
8th	2219	191	12.3	6.8	12.2	19.7	49.0
11th	2195	141	9.1	5.6	13.0	23.1	49.2
Jr Hi	2219	191	12.3	6.8	12.2	19.7	49.0
Sr Hi	2195	141	9.1	5.6	13.0	23.1	49.2
Total	4414	332	10.7	6.2	12.6	21.4	49.1

Table 6.197: In my school, I feel safe at school events?

Grade Level	N of Valid	N of Miss	Never	Seldom	Sometimes	Often	A Lot
8th	2220	190	11.9	6.1	12.7	20.3	48.9
11th	2205	131	8.0	4.2	13.2	25.4	49.1
Jr Hi	2220	190	11.9	6.1	12.7	20.3	48.9
Sr Hi	2205	131	8.0	4.2	13.2	25.4	49.1
Total	4425	321	10.0	5.2	13.0	22.9	49.0

Table 6.198: In my school, I feel safe on the playground?

Grade Level	N of Valid	N of Miss	Never	Seldom	Sometimes	Often	A Lot
8th	2223	187	13.4	5.7	12.8	19.7	48.5
11th	2156	180	9.6	4.0	11.1	23.2	52.1
Jr Hi	2223	187	13.4	5.7	12.8	19.7	48.5
Sr Hi	2156	180	9.6	4.0	11.1	23.2	52.1
Total	4379	367	11.5	4.8	11.9	21.4	50.3

Table 6.199: In my school, I feel safe in the parking lot?

Grade Level	N of Valid	N of Miss	Never	Seldom	Sometimes	Often	A Lot
8th	2228	182	14.6	7.1	13.9	19.5	44.9
11th	2202	134	8.6	5.9	14.4	24.6	46.5
Jr Hi	2228	182	14.6	7.1	13.9	19.5	44.9
Sr Hi	2202	134	8.6	5.9	14.4	24.6	46.5
Total	4430	316	11.6	6.5	14.2	22.0	45.7

Table 6.200: In my school, I feel safe in all school areas?

Grade Level	N of Valid	N of Miss	Never	Seldom	Sometimes	Often	A Lot
8th	2231	179	11.9	6.1	15.5	20.3	46.1
11th	2188	148	8.2	4.3	14.0	25.3	48.2
Jr Hi	2231	179	11.9	6.1	15.5	20.3	46.1
Sr Hi	2188	148	8.2	4.3	14.0	25.3	48.2
Total	4419	327	10.0	5.3	14.8	22.8	47.1

## 6.12 In My Neighborhood, I Feel Safe...

Table 6.201: In my neighborhood, I feel safe where I live?

Grade Level	N of Valid	N of Miss	Never	Seldom	Sometimes	Often	A Lot
8th	2216	194	5.6	2.4	7.0	13.3	71.8
11th	2185	151	4.3	2.2	6.5	16.2	70.8
Jr Hi	2216	194	5.6	2.4	7.0	13.3	71.8
Sr Hi	2185	151	4.3	2.2	6.5	16.2	70.8
Total	4401	345	5.0	2.3	6.7	14.7	71.3

Table 6.202: In my neighborhood, I feel safe in the streets?

Grade Level	N of Valid	N of Miss	Never	Seldom	Sometimes	Often	A Lot
8th	2198	212	12.8	7.5	16.9	19.2	43.6
11th	2177	159	7.3	5.1	14.5	21.2	52.0
Jr Hi	2198	212	12.8	7.5	16.9	19.2	43.6
Sr Hi	2177	159	7.3	5.1	14.5	21.2	52.0
Total	4375	371	10.0	6.3	15.7	20.2	47.8

Table 6.203: In my neighborhood, I feel safe at the movies?

Grade Level	N of Valid	N of Miss	Never	Seldom	Sometimes	Often	A Lot
8th	2196	214	8.2	4.7	14.0	21.2	51.8
11th	2175	161	5.2	2.5	10.9	23.7	57.7
Jr Hi	2196	214	8.2	4.7	14.0	21.2	51.8
Sr Hi	2175	161	5.2	2.5	10.9	23.7	57.7
Total	4371	375	6.7	3.6	12.5	22.5	54.7

Table 6.204: In my neighborhood, I feel safe on the playground?

Grade Level	N of Valid	N of Miss	Never	Seldom	Sometimes	Often	A Lot
8th	2188	222	10.9	5.3	14.4	20.7	48.7
11th	2169	167	6.8	3.1	11.8	22.2	56.1
Jr Hi	2188	222	10.9	5.3	14.4	20.7	48.7
Sr Hi	2169	167	6.8	3.1	11.8	22.2	56.1
Total	4357	389	8.9	4.2	13.1	21.5	52.4

Table 6.205: In my neighborhood, I feel safe at my friend's house?

Grade Level	N of Valid	N of Miss	Never	Seldom	Sometimes	Often	A Lot
8th	2204	206	6.2	2.4	7.3	18.3	65.8
11th	2179	157	3.9	1.2	6.2	20.2	68.4
Jr Hi	2204	206	6.2	2.4	7.3	18.3	65.8
Sr Hi	2179	157	3.9	1.2	6.2	20.2	68.4
Total	4383	363	5.1	1.8	6.8	19.3	67.1

Table 6.206: In my neighborhood, I feel safe at the mall?

Grade Level	N of Valid	N of Miss	Never	Seldom	Sometimes	Often	A Lot
8th	2191	219	9.8	5.2	15.7	21.8	47.6
11th	2166	170	5.7	3.6	11.4	24.6	54.6
Jr Hi	2191	219	9.8	5.2	15.7	21.8	47.6
Sr Hi	2166	170	5.7	3.6	11.4	24.6	54.6
Total	4357	389	7.8	4.4	13.6	23.2	51.1



### 6.13 Would Your Parents Disapprove Of You

Table 6.207: Would you parents disapprove of you using tobacco?

Grade Level	N of Valid	N of Miss	Don't Disapprove	Disapprove	Strongly Disapprove	Don't Know
8th	2219	191	11.2	14.3	63.8	10.7
11th	2175	161	11.9	21.9	57.0	9.3
Jr Hi	2219	191	11.2	14.3	63.8	10.7
Sr Hi	2175	161	11.9	21.9	57.0	9.3
Total	4394	352	11.5	18.1	60.4	10.0

Table 6.208: Would you parents disapprove of you using alcohol?

Grade Level	N of Valid	N of Miss	Don't Disapprove	Disapprove	Strongly Disapprove	Don't Know
8th	2210	200	11.6	18.6	59.5	10.3
11th	2176	160	14.8	26.7	49.1	9.4
Jr Hi	2210	200	11.6	18.6	59.5	10.3
Sr Hi	2176	160	14.8	26.7	49.1	9.4
Total	4386	360	13.2	22.6	54.4	9.8

Table 6.209: Would you parents disapprove of you using marijuana?

Grade Level	N of Valid	N of Miss	Don't Disapprove	Disapprove	Strongly Disapprove	Don't Know
8th	2207	203	9.0	10.1	72.5	8.4
11th	2170	166	7.3	13.5	71.6	7.6
Jr Hi	2207	203	9.0	10.1	72.5	8.4
Sr Hi	2170	166	7.3	13.5	71.6	7.6
Total	4377	369	8.1	11.8	72.1	8.0

Table 6.210: Would you parents disapprove of you using other illicit drugs?

Grade Level	N of Valid	N of Miss	Don't Disapprove	Disapprove	Strongly Disapprove	Don't Know
8th	2201	209	8.5	9.1	73.9	8.5
11th	2168	168	5.3	8.7	78.7	7.4
Jr Hi	2201	209	8.5	9.1	73.9	8.5
Sr Hi	2168	168	5.3	8.7	78.7	7.4
Total	4369	377	6.9	8.9	76.3	8.0

Table 6.211: Would you parents disapprove of you fighting with a student?

Grade Level	N of Valid	N of Miss	Don't Disapprove	Disapprove	Strongly Disapprove	Don't Know
8th	2207	203	19.9	26.4	41.1	12.6
11th	2169	167	14.8	34.1	40.8	10.2
Jr Hi	2207	203	19.9	26.4	41.1	12.6
Sr Hi	2169	167	14.8	34.1	40.8	10.2
Total	4376	370	17.4	30.2	41.0	11.4

Table 6.212: Would you parents disapprove of you carrying a weapon to school?

Grade Level	N of Valid	N of Miss	Don't Disapprove	Disapprove	Strongly Disapprove	Don't Know
8th	2202	208	8.0	9.6	74.3	8.1
11th	2168	168	5.4	10.8	77.7	6.1
Jr Hi	2202	208	8.0	9.6	74.3	8.1
Sr Hi	2168	168	5.4	10.8	77.7	6.1
Total	4370	376	6.7	10.2	76.0	7.1

Table 6.213: Would you parents disapprove of you threatening a student?

Grade Level	N of Valid	N of Miss	Don't Disapprove	Disapprove	Strongly Disapprove	Don't Know
8th	2209	201	11.9	19.4	58.5	10.2
11th	2168	168	8.9	24.1	59.2	7.8
Jr Hi	2209	201	11.9	19.4	58.5	10.2
Sr Hi	2168	168	8.9	24.1	59.2	7.8
Total	4377	369	10.4	21.7	58.8	9.0

Table 6.214: Would you parents disapprove of you joining a gang?

Grade Level	N of Valid	N of Miss	Don't Disapprove	Disapprove	Strongly Disapprove	Don't Know
8th	2191	219	9.4	11.9	68.9	9.9
11th	2151	185	5.0	10.5	77.5	7.0
Jr Hi	2191	219	9.4	11.9	68.9	9.9
Sr Hi	2151	185	5.0	10.5	77.5	7.0
Total	4342	404	7.2	11.2	73.1	8.5

## 6.14 Would Your Friends Disapprove Of You

Table 6.215: Would you friends disapprove of you using tobacco?

Grade Level	N of Valid	N of Miss	Don't Disapprove	Disapprove	Strongly Disapprove	Don't Know
8th	2198	212	34.1	19.4	24.1	22.4
11th	2162	174	48.4	18.9	15.6	17.0
Jr Hi	2198	212	34.1	19.4	24.1	22.4
Sr Hi	2162	174	48.4	18.9	15.6	17.0
Total	4360	386	41.2	19.2	19.9	19.7

Table 6.216: Would you friends disapprove of you using alcohol?

Grade Level	N of Valid	N of Miss	Don't Disapprove	Disapprove	Strongly Disapprove	Don't Know
8th	2185	225	39.5	18.2	20.9	21.4
11th	2156	180	59.7	13.3	11.3	15.7
Jr Hi	2185	225	39.5	18.2	20.9	21.4
Sr Hi	2156	180	59.7	13.3	11.3	15.7
Total	4341	405	49.6	15.7	16.1	18.6

Table 6.217: Would you friends disapprove of you using marijuana?

Grade Level	N of Valid	N of Miss	Don't Disapprove	Disapprove	Strongly Disapprove	Don't Know
8th	2176	234	27.1	20.2	31.8	20.9
11th	2146	190	41.0	20.1	23.0	15.9
Jr Hi	2176	234	27.1	20.2	31.8	20.9
Sr Hi	2146	190	41.0	20.1	23.0	15.9
Total	4322	424	34.0	20.1	27.5	18.4

Table 6.218: Would you friends disapprove of you using other illicit drugs?

Grade Level	N of Valid	N of Miss	Don't Disapprove	Disapprove	Strongly Disapprove	Don't Know
8th	2179	231	22.5	20.0	35.7	21.8
11th	2148	188	24.3	25.3	33.2	17.2
Jr Hi	2179	231	22.5	20.0	35.7	21.8
Sr Hi	2148	188	24.3	25.3	33.2	17.2
Total	4327	419	23.4	22.6	34.5	19.5

Table 6.219: Would you friends disapprove of you fighting with a student?

Grade Level	N of Valid	N of Miss	Don't Disapprove	Disapprove	Strongly Disapprove	Don't Know
8th	2177	233	44.5	15.6	16.9	23.0
11th	2141	195	46.5	19.1	13.8	20.6
Jr Hi	2177	233	44.5	15.6	16.9	23.0
Sr Hi	2141	195	46.5	19.1	13.8	20.6
Total	4318	428	45.5	17.3	15.4	21.8

Table 6.220: Would you friends disapprove of you carrying a weapon to school?

Grade Level	N of Valid	N of Miss	Don't Disapprove	Disapprove	Strongly Disapprove	Don't Know
8th	2186	224	20.2	19.2	38.4	22.2
11th	2148	188	19.0	24.2	39.2	17.6
Jr Hi	2186	224	20.2	19.2	38.4	22.2
Sr Hi	2148	188	19.0	24.2	39.2	17.6
Total	4334	412	19.6	21.7	38.8	19.9

Table 6.221: Would you friends disapprove of you threatening a student?

Grade Level	N of Valid	N of Miss	Don't Disapprove	Disapprove	Strongly Disapprove	Don't Know
8th	2190	220	32.6	19.5	24.3	23.6
11th	2152	184	34.9	23.7	22.7	18.7
Jr Hi	2190	220	32.6	19.5	24.3	23.6
Sr Hi	2152	184	34.9	23.7	22.7	18.7
Total	4342	404	33.7	21.6	23.5	21.2

Table 6.222: Would you friends disapprove of you joining a gang?

Grade Level	N of Valid	N of Miss	Don't Disapprove	Disapprove	Strongly Disapprove	Don't Know
8th	2173	237	23.9	17.7	34.1	24.3
11th	2147	189	18.9	23.0	39.4	18.8
Jr Hi	2173	237	23.9	17.7	34.1	24.3
Sr Hi	2147	189	18.9	23.0	39.4	18.8
Total	4320	426	21.4	20.3	36.7	21.5

## 6.15 Frequency of Use

Table 6.223: Frequency of Use – Cigarettes?

Grade Level	N of Valid	N of Miss	Daily	Weekly	Monthly	Annual
8th	2347	63	9.8	16.4	20.3	33.2
11th	2304	32	17.8	24.6	30.4	41.9
Jr Hi	2347	63	9.8	16.4	20.3	33.2
Sr Hi	2304	32	17.8	24.6	30.4	41.9
Total	4651	95	13.8	20.5	25.3	37.5

Table 6.224: Frequency of Use – Smokeless Tobacco?

Grade Level	N of Valid	N of Miss	Daily	Weekly	Monthly	Annual
8th	2329	81	5.1	7.6	9.5	15.7
11th	2298	38	7.1	9.8	12.0	18.5
Jr Hi	2329	81	5.1	7.6	9.5	15.7
Sr Hi	2298	38	7.1	9.8	12.0	18.5
Total	4627	119	6.1	8.7	10.7	17.1

Table 6.225: Frequency of Use – Cigars?

Grade Level	N of Valid	N of Miss	Daily	Weekly	Monthly	Annual
8th	2322	88	1.6	3.6	6.9	15.1
11th	2295	41	1.7	5.2	10.5	23.8
Jr Hi	2322	88	1.6	3.6	6.9	15.1
Sr Hi	2295	41	1.7	5.2	10.5	23.8
Total	4617	129	1.6	4.4	8.7	19.4

Table 6.226: Frequency of Use – Beer?

Grade Level	N of Valid	N of Miss	Daily	Weekly	Monthly	Annual
8th	2342	68	2.3	9.2	18.7	42.8
11th	2293	43	2.8	19.9	37.2	61.0
Jr Hi	2342	68	2.3	9.2	18.7	42.8
Sr Hi	2293	43	2.8	19.9	37.2	61.0
Total	4635	111	2.6	14.5	27.9	51.8

Table 6.227: Frequency of Use – Wine Coolers?

Grade Level	N of Valid	N of Miss	Daily	Weekly	Monthly	Annual
8th	2333	77	2.2	7.8	16.2	41.9
11th	2296	40	1.5	8.8	22.5	48.6
Jr Hi	2333	77	2.2	7.8	16.2	41.9
Sr Hi	2296	40	1.5	8.8	22.5	48.6
Total	4629	117	1.8	8.3	19.3	45.2

Table 6.228: Frequency of Use – Liquor?

Grade Level	N of Valid	N of Miss	Daily	Weekly	Monthly	Annual
8th	2330	80	2.1	7.8	15.3	33.3
11th	2294	42	2.4	14.2	33.4	59.0
Jr Hi	2330	80	2.1	7.8	15.3	33.3
Sr Hi	2294	42	2.4	14.2	33.4	59.0
Total	4624	122	2.2	10.9	24.3	46.0

Table 6.229: Frequency of Use – Marijuana?

Grade Level	N of Valid	N of Miss	Daily	Weekly	Monthly	Annual
8th	2327	83	4.0	8.2	12.8	20.8
11th	2299	37	6.4	14.4	20.8	35.5
Jr Hi	2327	83	4.0	8.2	12.8	20.8
Sr Hi	2299	37	6.4	14.4	20.8	35.5
Total	4626	120	5.2	11.3	16.8	28.1

Table 6.230: Frequency of Use – Cocaine?

Grade Level	N of Valid	N of Miss	Daily	Weekly	Monthly	Annual
8th	2324	86	1.3	2.2	3.1	5.7
11th	2297	39	1.9	2.8	4.4	8.4
Jr Hi	2324	86	1.3	2.2	3.1	5.7
Sr Hi	2297	39	1.9	2.8	4.4	8.4
Total	4621	125	1.6	2.5	3.7	7.0

Table 6.231: Frequency of Use – Uppers?

Grade Level	N of Valid	N of Miss	Daily	Weekly	Monthly	Annual
8th	2319	91	1.1	2.2	3.3	6.4
11th	2299	37	1.7	3.0	4.7	7.9
Jr Hi	2319	91	1.1	2.2	3.3	6.4
Sr Hi	2299	37	1.7	3.0	4.7	7.9
Total	4618	128	1.4	2.6	4.0	7.1

Table 6.232: Frequency of Use – Downers?

Grade Level	N of Valid	N of Miss	Daily	Weekly	Monthly	Annual
8th	2326	84	1.7	3.1	4.4	7.1
11th	2295	41	2.0	3.8	5.3	9.0
Jr Hi	2326	84	1.7	3.1	4.4	7.1
Sr Hi	2295	41	2.0	3.8	5.3	9.0
Total	4621	125	1.8	3.5	4.8	8.0

Table 6.233: Frequency of Use – Inhalants?

Grade Level	N of Valid	N of Miss	Daily	Weekly	Monthly	Annual
8th	2319	91	1.5	2.8	4.2	8.8
11th	2291	45	1.5	2.2	3.2	6.3
Jr Hi	2319	91	1.5	2.8	4.2	8.8
Sr Hi	2291	45	1.5	2.2	3.2	6.3
Total	4610	136	1.5	2.5	3.7	7.5

Table 6.234: Frequency of Use – Hallucinogens?

Grade Level	N of Valid	N of Miss	Daily	Weekly	Monthly	Annual
8th	2313	97	1.1	1.7	2.9	4.8
11th	2280	56	1.5	2.4	3.4	7.6
Jr Hi	2313	97	1.1	1.7	2.9	4.8
Sr Hi	2280	56	1.5	2.4	3.4	7.6
Total	4593	153	1.3	2.0	3.2	6.2

Table 6.235: Frequency of Use – Heroin?

Grade Level	N of Valid	N of Miss	Daily	Weekly	Monthly	Annual
8th	2309	101	1.1	1.8	2.4	4.0
11th	2288	48	1.4	1.6	2.4	3.8
Jr Hi	2309	101	1.1	1.8	2.4	4.0
Sr Hi	2288	48	1.4	1.6	2.4	3.8
Total	4597	149	1.2	1.7	2.4	3.9

Table 6.236: Frequency of Use – Steroids?

Grade Level	N of Valid	N of Miss	Daily	Weekly	Monthly	Annual
8th	2308	102	1.3	1.7	2.8	4.4
11th	2280	56	1.4	1.8	2.0	3.2
Jr Hi	2308	102	1.3	1.7	2.8	4.4
Sr Hi	2280	56	1.4	1.8	2.0	3.2
Total	4588	158	1.4	1.7	2.4	3.8

Table 6.237: Frequency of Use – Ecstasy?

Grade Level	N of Valid	N of Miss	Daily	Weekly	Monthly	Annual
8th	2296	114	1.0	2.0	3.0	4.8
11th	2285	51	1.4	1.7	2.2	5.5
Jr Hi	2296	114	1.0	2.0	3.0	4.8
Sr Hi	2285	51	1.4	1.7	2.2	5.5
Total	4581	165	1.2	1.9	2.6	5.2

Table 6.238: Frequency of Use – OxyContin?

Grade Level	N of Valid	N of Miss	Daily	Weekly	Monthly	Annual
8th	2316	94	1.2	2.4	3.9	5.9
11th	2280	56	1.6	2.7	4.3	8.4
Jr Hi	2316	94	1.2	2.4	3.9	5.9
Sr Hi	2280	56	1.6	2.7	4.3	8.4
Total	4596	150	1.4	2.5	4.1	7.1



Table 6.239: Frequency of Use – Any Tobacco?

Grade Level	N of Valid	N of Miss	Daily	Weekly	Monthly	Annual
8th	2365	45	12.9	19.5	23.6	38.6
11th	2314	22	22.1	29.8	35.9	48.9
Jr Hi	2365	45	12.9	19.5	23.6	38.6
Sr Hi	2314	22	22.1	29.8	35.9	48.9
Total	4679	67	17.5	24.6	29.7	43.7

Table 6.240: Frequency of Use – Any Alcohol?

Grade Level	N of Valid	N of Miss	Daily	Weekly	Monthly	Annual
8th	2356	54	2.9	11.6	23.1	53.3
11th	2308	28	3.4	22.3	42.4	70.9
Jr Hi	2356	54	2.9	11.6	23.1	53.3
Sr Hi	2308	28	3.4	22.3	42.4	70.9
Total	4664	82	3.2	16.9	32.7	62.0

Table 6.241: Frequency of Use – Any Illicit Drugs?

Grade Level	N of Valid	N of Miss	Daily	Weekly	Monthly	Annual
8th	2365	45	5.6	10.4	15.5	25.8
11th	2315	21	7.6	16.0	22.9	37.8
Jr Hi	2365	45	5.6	10.4	15.5	25.8
Sr Hi	2315	21	7.6	16.0	22.9	37.8
Total	4680	66	6.6	13.2	19.1	31.7